

A

3

C

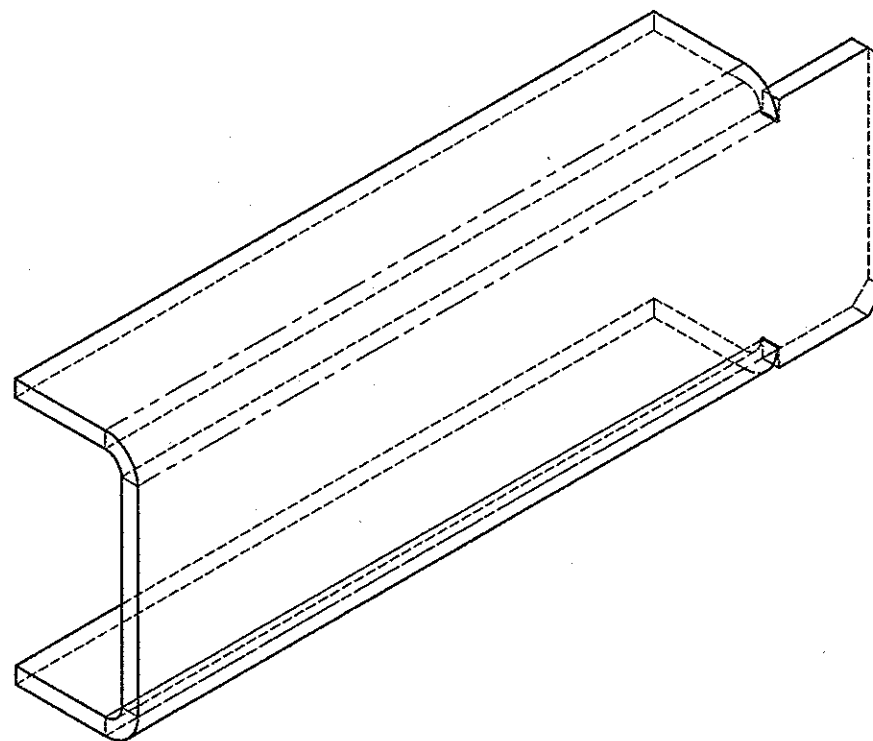
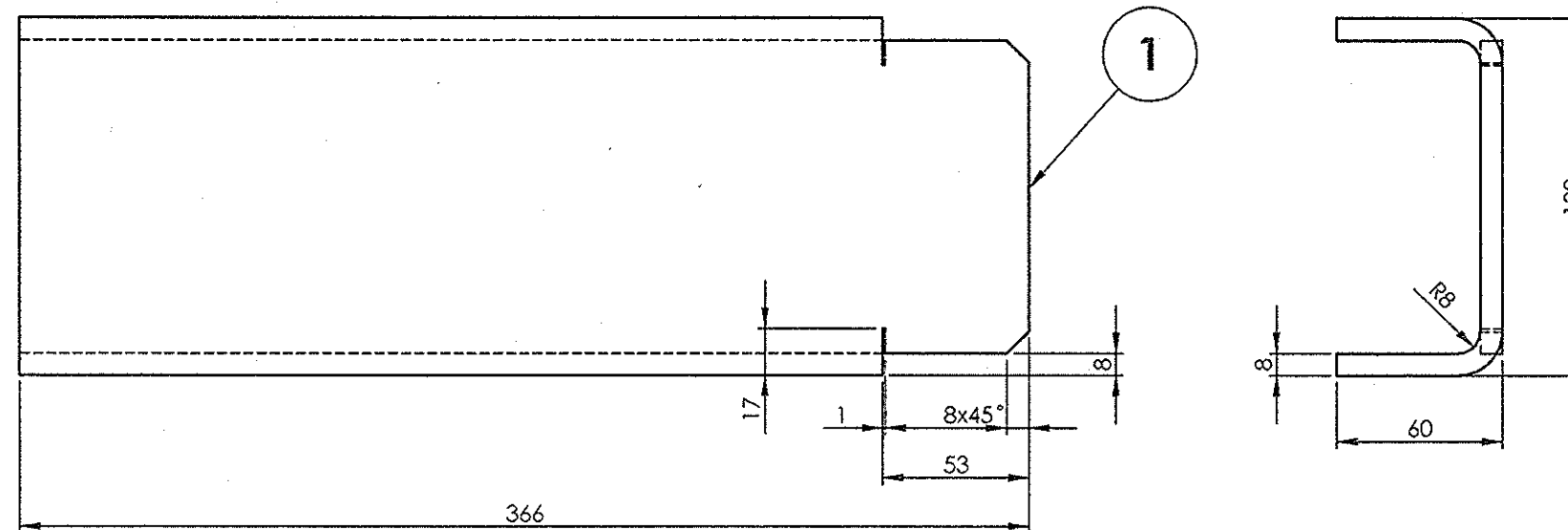
D

131

12.

WEIGHT GIVEN IN DRAWING IS FOR INDICATIVE PURPOSE ONLY

REVISIONS			
ALT.	ZONE	DESCRIPTION	APPROVED & DATE



ISOMETRIC VIEW

A

18

C

10

11

U

1		2		3		4		5		6		7		8	
AAD11253				▽ ROUGH MACHINED		① ROUGH CLEANED		REVISIONS							
				▽▽ FINISH MACHINED		② BURRS REMOVED		ALT.		ZONE		DESCRIPTION		APPROVED & DATE	
				▽▽▽ FINE FINISH MACHINED		③ CHAMFERED									
A															
B															
C															
D															
E															
F															
G															
H															
I															
J															
K															
L															
M															
N															
O															
P															
Q															
R															
S															
T															
U															
V															
W															
X															
Y															
Z															
AA															
AB															
AC															
AD															
AE															
AF															
AG															
AH															
AI															
AJ															
AK															
AL															
AM															
AN															
AO															
AP															
AQ															
AR															
AS															
AT															
AU															
AV															
AW															
AX															
AY															
AZ															
BA															
BB															
BC															
BD															
BE															
BF															
BG															
BH															
BI															
BJ															
BK															
BL															
BM															
BN															
BO															
BP															
BQ															
BR															
BS															
BT															
BU															
BV															
BW															
BX															
BY															
BZ															
CA															
CB															
CC															
CD															
CE															
CF															
CG															
CH															
CI															
CJ															
CK															
CL															
CM															
CN															
CO															
CP															
CQ															
CR															
CS															
CT															
CU															
CV															
CW															
CX															
CY															
CZ															
DA															
DB															
DC															
DD															
DE															
DF															
DG															
DH															
DI															
DJ															
DK															
DL															
DM															
DN															
DO															
DP															
DQ															
DR															
DS															
DT															
DU															
DV															
DW															
DX															
DY															
DZ															
EA															
EB															
EC															
ED															
EE															
EF															
EG															
EH															
EI															
EJ															
EK															
EL															
EM															
EN															
EO															
EP															
EQ															
ER															
ES															
ET															
EU															
EV															
EW															
EX															
EY															
EZ															
FA															
FB															
FC															
FD															
FE															
FF															
FG															
FH															
FI															
FJ															
FK															
FL															
FM															
FN															
FO															
FP															
FQ															
FR															
FS															
FT															
FU															
FV															
FW															
FX															
FY															
FZ															
GA															
GB															
GC															
GD															
GE															
GF															
GG															
GH															
GI															
GJ															
GK															
GL															
GM															
GN															
GO															
GP															
GQ															
GR															
GS															
GT															
GU															
GV															
GW															
GX															
GY															
GZ															
HA															
HB															
HC															
HD															
HE															
HF															
HG															
HH															
HI															
HJ															
HK															
HL															
HM															
HN															
HO															
HP															
HQ															
HR															
HS															
HT															
HU															
HV															
HW															
HX															
HY															
HZ															
IA															
IB															
IC															
ID															
IE															
IF															
IG															
IH															
II															
IJ															
IK															
IL															
IM															
IN															
IO															
IP															
IQ															
IR															
IS															
IT															
IU															
IV															
IW															
IX															
IY															
IZ															
JA															
JB															
JC															
JD															
JE															
JF															
JG															
JH															
JI															
JJ															
JK															
JL															
JM															
JN															
JO															
JP															
JQ															
JR															
JS															
JT															
JU															
JV															
JW															
JX															
JY															
JZ															
KA															
KB															
KC															
KD															
KE															
KF															
KG															
KH															
KI															
KJ															
KK															
KL															
KM															
KN															
KO															
KP															
KQ															
KR															
KS															
KT															
KU															
KV															
KW															
KX															
KY															
KZ															
LA															
LB															
LC															
LD															
LE															
LF															
LG															
LH															
LI															
LJ															
LK															
LL															
LM															
LN															
LO															
LP															
LQ															
LR															
LS															
LT															
LU															
LV															
LW															
LX															
LY															
LZ															
MA															
MB															
MC															
MD															
ME															
MF															
MG															
MH															
MI															
MJ															
MK															
ML															
MM															
MN															
MO															
MP															
MQ															
MR															
MS															
MT															
MU															
MV															
MW															
MX															
MY															
MZ															
NA															
NB															
NC															
ND															
NE															
NF															
NG															
NH															
NI															
NJ															
NK															
NL															
NM															
NN															
NO															
NP															
NQ															
NR															
NS															
NT															
NU															
NV															
NW															
NX															
NY															
NZ															
OA															
OB															
OC															
OD															
OE															
OF															
OG															
OH															
OI															
OJ															
OK															
OL															
OM															
ON															
OO															
OP															
OQ															
OR															
OS															
OT															
OU															
OV															
OW															
OX															
OY															
OZ															
PA															
PB															
PC															
PD															
PE															
PF															
PG															
PH															
PI															
PJ															
PK															
PL															
PM															
PN															
PO															
PP															
PQ															
PR															
PS															
PT															
PU															
PV															
PW															
PX															
PY															
PZ															
QA															
QB															
QC															
QD															
QE															
QF															
QG															
QH															
QI															
QJ															
QK															
QL															
QM															
QN															
QO															
QP															
QQ															
QR															
QS															
QT															
QU															
QV															
QW															
QX															
QY															
QZ															
RA															
RB															
RC															
RD															
RE															
RF															
RG															
RH															
RI															
RJ															
RK															
RL															
RM															
RN															
RO															
RP															
RQ															
RR															
RS															
RT															
RU															
RV															
RW															
RX															
RY															
RZ															
SA															
SB															
SC															
SD															
SE															
SF															
SG															
SH															
SI															
SJ															
SK															
SL															
SM															
SN															
SO															
SP															
SQ															
SR															
SS															
ST															
SU															
SV															
SW															
SX															
SY															
SZ															
TA															
TB															
TC															
TD															
TE															
TF															
TG															
TH															
TI															
TJ															
TK															
TL															
TM															
TN															
TO															
TP															
TQ															
TR															
TS															
TT															
TU															
TV															
TW															
TX															
TY															
TZ															
UA															
UB															
UC															
UD															
UE															
UF															
UG															
UH															
UI															
UJ															
UK															
UL															
UM															
UN															
UO															
UP															
UQ															
UR															
US															
UT															
UU															
UV															
UW															
UX															
UY															
UZ															
VA															
VB															
VC															
VD															
VE															
VF															
VG															
VH															
VI															
VJ															
VK															
VL															
VM															
VN															
VO															
VP															
VQ															
VR															
VS															
VT															
VU															
VV															
VW															
VX															
VY															
VZ															
WA															
WB															
WC															
WD															
WE															
WF															
WG															
WH															
WI															
WJ															
WK															
WL															
WM															
WN															
WO															
WP															
WQ															
WR															
WS															
WT															
WU															
WV															
WW															
WX															
WY															
WZ															
XA															
XB															
XC															
XD															
XE															
XF															
XG															
XH															
XI															
XJ															
XK															
XL															
XM															
XN															
XO															
XP															
XQ															
XR															
XS															
XT															
XU															
XV															
XW															
XX															
XY															
XZ															
YA															
YB															
YC															
YD															
YE															
YF															
YG															
YH															
YI															
YJ															
YK															
YL															
YM															
YN															
YO															
YP															
YQ															
YR															
YS															
YT															
YU															
YV															
YW															
YX															
YY															
YZ															
ZA															
ZB															
ZC															
ZD															
ZE															
ZF															
ZG															
ZH															
ZI															
ZJ															
ZK															
ZL															
ZM															
ZN															
ZO															
ZP															
ZQ															
ZR															
ZS															
ZT															
ZU															
ZV															
ZW															
ZX															
ZY															
ZZ															

8

8x45°

53

366

1

8

130

60

R8

ISOMETRIC VIEW

1

CHANNEL

8x218x366

1

REF. DRGS

IRS M-41-1997

4.77

REMARKS

QTY.

DESCRIPTION

DIMENSIONS

ITEM NO.

REF. DRGS

MATL.SPEC.

WT/UNIT IN KGS

REMARKS

GROUP: 1-1

SURFACE AREA IN Sq.m.:

WT/ASSY IN Kgs:

CHANNEL

SCALE 1:2.5

ALT.

SSE/D CHD

ALTD

DRN

K.SETHURAMAN

INDIAN RAILWAY STANDARDS

INTEGRAL COACH FACTORY, CHENNAI - 600038

SHEET 1 OF 1

AAD11253

A3

REF.DRG.NO.

23-10-2017

AME/SME

1 2 3 4 5 6 7 8

AAD11254

▽	ROUGH MACHINED	①	ROUGH CLEANED
▽▽	FINISH MACHINED	②	BURRS REMOVED
▽▽▽	FINE FINISH MACHINED	③	CHAMFERED

REVISIONS				APPROVED & DATE	
ALT.	ZONE	DESCRIPTION			

30

848

1

80

30

5

R5

SECTION A-A
SCALE 1 : 1

1	CHANNEL	5x120x848	1	IRS M-41-1997	4.11	
QTY.	DESCRIPTION	DIMENSIONS	ITEM NO.	REF. DRGS	MATL.SPEC.	WT/UNIT IN KGS
GROUP: 1-1		SURFACE AREA IN Sq.m.:		WT/ASSY IN Kgs:		
CHANNEL				SCALE	SSE/D	K.SETHURAMAN
				1:2.5	CHD	
				ALT.	ALTD	K.SETHURAMAN
					DRN	
INDIAN RAILWAY STANDARDS				SHEET 1 OF 1		
INTEGRAL COACH FACTORY, CHENNAI - 600038						

	23 -10-2017	
DATE OF LATEST ALT.	DATE OF FIRST ISSUE	AME/SME

REF.DRG.NO.185-1-1-004/ITEM-20

23 -10-2017

INDIAN RAILWAY STANDARDS

INTEGRAL COACH FACTORY, CHENNAI - 600038

SHEET 1 OF 1

AAD11254

A3

ALL DIMENSIONS ARE IN mm UNLESS OTHERWISE SPECIFIED. FOR UNTOLERANCED DIMENSIONS AND ROUGHNESS VALUES, REFER DRAWING NO ICT/STD-9-0 001. ANY MANUAL ALTERATION SHALL AUTOMATICALLY RENDER THIS DRAWING INVALID. WELDING SYMBOLS ARE AS PER IS: 813 1986. WEIGHT GIVEN IN DRAWING IS FOR INDICATIVE PURPOSE ONLY

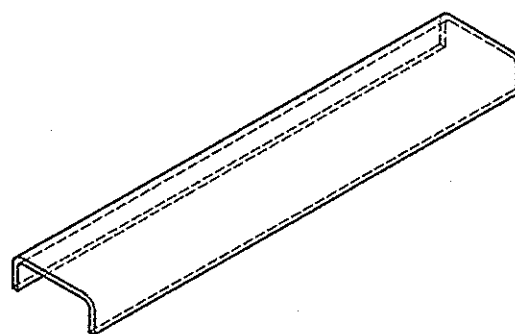
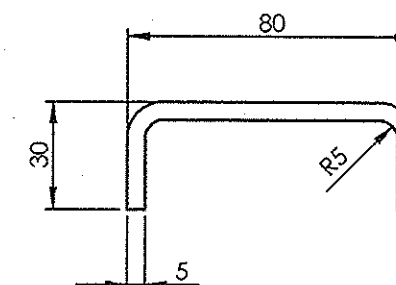
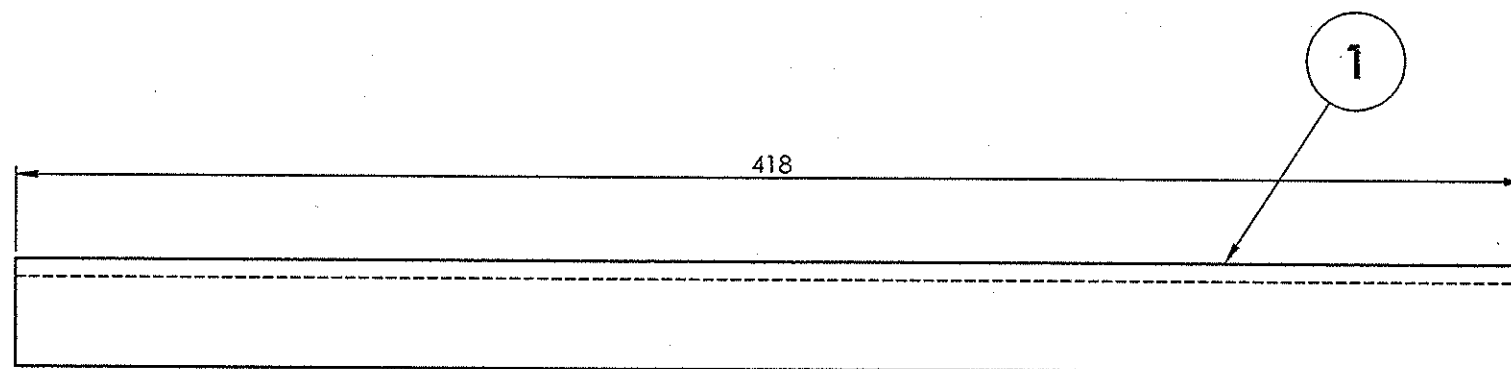
1		2		3		4		5		6		7		8	
AAD11255				▽ ROUGH MACHINED		⑨1 ROUGH CLEANED		REVISIONS							
				▽▽ FINISH MACHINED		⑨2 BURRS REMOVED		ALT.		ZONE		DESCRIPTION		APPROVED & DATE	
				▽▽▽ FINE FINISH MACHINED		⑨8 CHAMFERED									
<div><div><div><div><div><div>530</div><div>53</div><div>8x45°</div><div>8</div><div>1</div><div>10</div></div></div><div><div>1</div></div></div></div><div><div><div>80</div><div>30</div><div>R5</div><div>5</div></div></div></div>															

ISOMETRIC VIEW

AAD11256

▽ ROUGH MACHINED	① ROUGH CLEANED
▽▽ FINISH MACHINED	② BURRS REMOVED
▽▽▽ FINE FINISH MACHINED	③ CHAMFERED

REVISIONS				APPROVED & DATE	
ALT.	ZONE	DESCRIPTION			


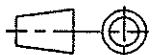


ISOMETRIC VIEW

ALL DIMENSIONS ARE IN mm UNLESS OTHERWISE SPECIFIED. FOR UNTOLERANCED DIMENSIONS AND ROUGHNESS VALUES, REFER DRAWING NO ICF/STD 9.0.001.
ANY MANUAL ALTERATION SHALL AUTOMATICALLY RENDER THIS DRAWING INVALID. WELDING SYMBOLS ARE AS PER IS 3186.
WEIGHT GIVEN IN DRAWING IS FOR INDICATIVE PURPOSE ONLY

REF.DRG.NO.185-1-1-004/ITEM-20

	23-10-2017	<i>[Signature]</i>
DATE OF LATEST ALT.	DATE OF FIRST ISSUE	AME/SME

1	CHANNEL	5x120x418	1		IRS M-41-1997	2.03	
QTY.	DESCRIPTION	DIMENSIONS	ITEM NO.	REF. DRGS	MATL.SPEC.	WT/UNIT IN KGS	REMARKS
GROUP: 1-1		SURFACE AREA IN Sq.m.:			WT/ASSY IN Kgs:		
CHANNEL					SCALE	SSE/D	
					1:2	CHD	
					ALT.	ALTD	
						DRN	K.SETHURAMAN
INDIAN RAILWAY STANDARDS INTEGRAL COACH FACTORY, CHENNAI - 600038				SHEET 1 OF 1			
					AAD11256		A3

1		2		3		4		5		6		7		8	
AAD11257				▽ ROUGH MACHINED		① ROUGH CLEANED		REVISIONS							
				▽▽ FINISH MACHINED		② BURRS REMOVED		ALT.		ZONE		DESCRIPTION		APPROVED & DATE	
				▽▽▽ FINE FINISH MACHINED		③ CHAMFERED									
A															
B															
C															
D															
E															
F															
G															
H															
I															
J															
K															
L															
M															
N															
O															
P															
Q															
R															
S															
T															
U															
V															
W															
X															
Y															
Z															
AA															
AB															
AC															
AD															
AE															
AF															
AG															
AH															
AI															
AJ															
AK															
AL															
AM															
AN															
AO															
AP															
AQ															
AR															
AS															
AT															
AU															
AV															
AW															
AX															
AY															
AZ															
BA															
BB															
BC															
BD															
BE															
BF															
BG															
BH															
BI															
BJ															
BK															
BL															
BM															
BN															
BO															
BP															
BQ															
BR															
BS															
BT															
BU															
BV															
BW															
BX															
BY															
BZ															
CA															
CB															
CC															
CD															
CE															
CF															
CG															
CH															
CI															
CJ															
CK															
CL															
CM															
CN															
CO															
CP															
CQ															
CR															
CS															
CT															
CU															
CV															
CW															
CX															
CY															
CZ															
DA															
DB															
DC															
DD															
DE															
DF															
DG															
DH															
DI															
DJ															
DK															
DL															
DM															
DN															
DO															
DP															
DQ															
DR															
DS															
DT															
DU															
DV															
DW															
DX															
DY															
DZ															
EA															
EB															
EC															
ED															
EE															
EF															
EG															
EH															
EI															
EJ															
EK															
EL															
EM															
EN															
EO															
EP															
EQ															
ER															
ES															
ET															
EU															
EV															
EW															
EX															
EY															
EZ															
FA															
FB															
FC															
FD															
FE															
FF															
FG															
FH															
FI															
FJ															
FK															
FL															
FM															
FN															
FO															
FP															
FQ															
FR															
FS															
FT															
FU															
FV															
FW															
FX															
FY															
FZ															
GA															
GB															
GC															
GD															
GE															
GF															
GG															
GH															
GI															
GJ															
GK															
GL															
GM															
GN															
GO															
GP															
GQ															
GR															
GS															
GT															
GU															
GV															
GW															
GX															
GY															
GZ															
HA															
HB															
HC															
HD															
HE															
HF															
HG															
HH															
HI															
HJ															
HK															
HL															
HM															
HN															
HO															
HP															
HQ															
HR															
HS															
HT															
HU															
HV															
HW															
HX															
HY															
HZ															
IA															
IB															
IC															
ID															
IE															
IF															
IG															
IH															
II															
IJ															
IK															
IL															
IM															
IN															
IO															
IP															
IQ															
IR															
IS															
IT															
IU															
IV															
IW															
IX															
IY															
IZ															
JA															
JB															
JC															
JD															
JE															
JF															
JG															
JH															
JI															
JJ															
JK															
JL															
JM															
JN															
JO															
JP															
JQ															
JR															
JS															
JT															
JU															
JV															
JW															
JX															
JY															
JZ															
KA															
KB															
KC															
KD															
KE															
KF															
KG															
KH															
KI															
KJ															
KK															
KL															
KM															
KN															
KO															
KP															
KQ															
KR															
KS															
KT															
KU															
KV															
KW															
KX															
KY															
KZ															
LA															
LB															
LC															
LD															
LE															
LF															
LG															
LH															
LI															
LJ															
LK															
LL															
LM															
LN															
LO															
LP															
LQ															
LR															
LS															
LT															
LU															
LV															
LW															
LX															
LY															
LZ															
MA															
MB															
MC															
MD															
ME															
MF															
MG															
MH															
MI															
MJ															
MK															
ML															
MM															
MN															
MO															
MP															
MQ															
MR															
MS															
MT															
MU															
MV															
MW															
MX															
MY															
MZ															
NA															
NB															
NC															
ND															
NE															
NF															
NG															
NH															
NI															
NJ															
NK															
NL															
NM															
NN															
NO															
NP															
NQ															
NR															
NS															
NT															
NU															
NV															
NW															
NX															
NY															
NZ															
OA															
OB															
OC															
OD															
OE															
OF															
OG															
OH															
OI															
OJ															
OK															
OL															
OM															
ON															
OO															
OP															
OQ															
OR															
OS															
OT															
OU															
OV															
OW															
OX															
OY															
OZ															
PA															
PB															
PC															
PD															
PE															
PF															
PG															
PH															
PI															
PJ															
PK															
PL															
PM															
PN															
PO															
PP															
PQ															
PR															
PS															
PT															
PU															
PV															
PW															
PX															
PY															
PZ															
QA															
QB															
QC															
QD															
QE															
QF															
QG															
QH															
QI															
QJ															
QK															
QL															
QM															
QN															
QO															
QP															
QQ															
QR															
QS															
QT															
QU															
QV															
QW															
QX															
QY															
QZ															
RA															
RB															
RC															
RD															
RE															
RF															
RG															
RH															
RI															
RJ															
RK															
RL															
RM															
RN															
RO															
RP															
RQ															
RR															
RS															
RT															
RU															
RV															
RW															
RX															
RY															
RZ															
SA															
SB															
SC															
SD															
SE															
SF															
SG															
SH															
SI															
SJ															
SK															
SL															
SM															
SN															
SO															
SP															
SQ															
SR															
SS															
ST															
SU															
SV															
SW															
SX															
SY															
SZ															
TA															
TB															
TC															
TD															
TE															
TF															
TG															
TH															
TI															
TJ															
TK															
TL															
TM															
TN															
TO															
TP															
TQ															
TR															
TS															
TT															
TU															
TV															
TW															
TX															
TY															
TZ															
UA															
UB															
UC															
UD															
UE															
UF															
UG															
UH															
UI															
UJ															
UK															
UL															
UM															
UN															
UO															
UP															
UQ															
UR															
US															
UT															
UU															
UV															
UW															
UX															
UY															
UZ															
VA															
VB															
VC															
VD															
VE															
VF															
VG															
VH															
VI															
VJ															
VK															
VL															
VM															
VN															
VO															
VP															
VQ															
VR															
VS															
VT															
VU															
VV															
VW															
VX															
VY															
VZ															
WA															
WB															
WC															
WD															
WE															
WF															
WG															
WH															
WI															
WJ															
WK															
WL															
WM															
WN															
WO															
WP															
WQ															
WR															
WS															
WT															
WU															
WV															
WW															
WX															
WY															
WZ															
XA															
XB															
XC															
XD															
XE															
XF															
XG															
XH															
XI															
XJ															
XK															
XL															
XM															
XN															
XO															
XP															
XQ															
XR															
XS															
XT															
XU															
XV															
XW															
XX															
XY															
XZ															
YA															
YB															
YC															
YD															
YE															
YF															
YG															
YH															
YI															
YJ															
YK															
YL															
YM															
YN															
YO															
YP															
YQ															
YR															
YS															
YT															
YU															
YV															
YW															
YX															
YY															
YZ															
ZA															
ZB															
ZC															
ZD															
ZE															
ZF															
ZG															
ZH															
ZI															
ZJ															
ZK															
ZL															
ZM															
ZN															
ZO															
ZP															
ZQ															
ZR															
ZS															
ZT															
ZU															
ZV															
ZW															
ZX															
ZY															
ZZ															

ALL DIMENSIONS ARE IN mm UNLESS OTHERWISE SPECIFIED. FOR UNTOOLERANCED DIMENSIONS AND ROUGHNESS VALUES, REFER DRAWING NO ICF/STD-9-0-001. ANY MANUAL ALTERATION SHALL AUTOMATICALLY RENDER THIS DRAWING INVALID. WELDING SYMBOLS ARE AS PER IS: 813-1986. WEIGHT GIVEN IN DRAWING IS FOR INDICATIVE PURPOSE ONLY

REF.DRG.NO.185-1-1-004/ITEM-20

DATE OF LATEST ALT. 23-10-2017 DATE OF FIRST ISSUE AME/SME

INDIAN RAILWAY STANDARDS INTEGRAL COACH FACTORY, CHENNAI - 600038

SHEET 1 OF 1

AAD11257 A3

1

392

80

30

5

R5


ISOMETRIC VIEW

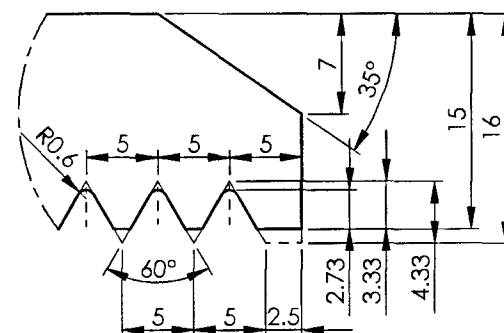
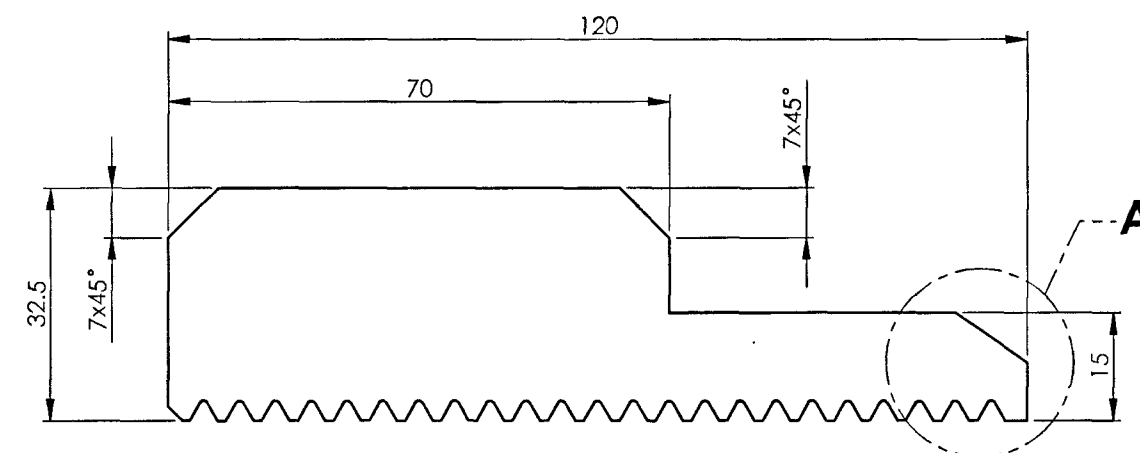
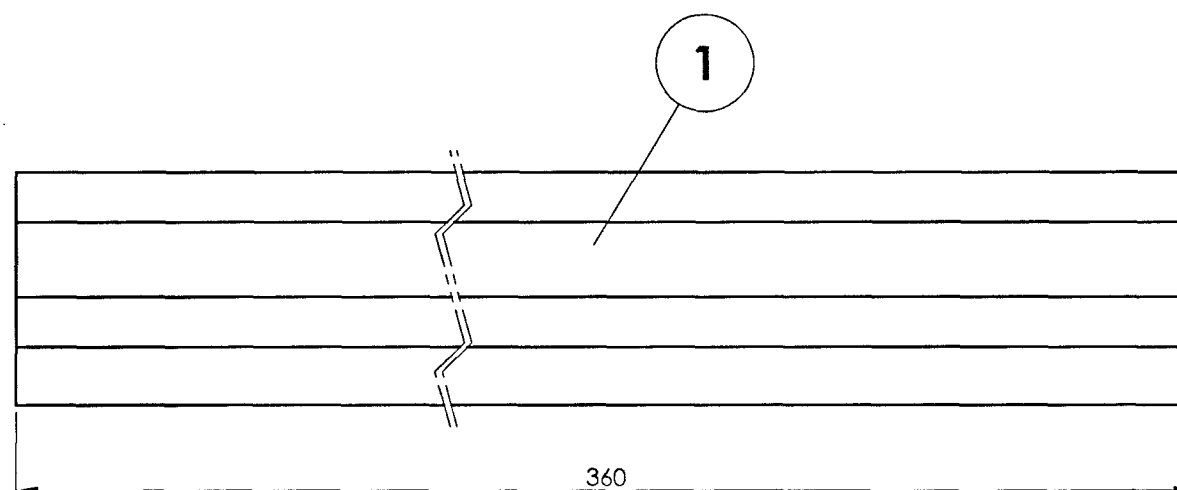
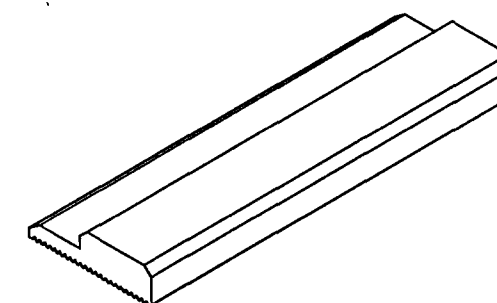
AAD11258

▽ ROUGH MACHINED
▽▽ FINISH MACHINED
▽▽▽ FINE FINISH MACHINED

① ROUGH CLEANED
①B BURRS REMOVED
①B CHAMFERED

REVISIONS

ALT.	ZONE	DESCRIPTION	APPROVED & DATE
a		7x45° CHAMFER ADDED	


DETAIL A
SCALE 2 : 1

ISOMETRIC VIEW

1	LIFTING PAD	34x120x360	1		IS:2062-2011 E 250 Cu-C	7.906	
Default	DESCRIPTION	DIMENSIONS	ITEM NO.	REF. DRGS	MATL.SPEC.	WT/UNIT IN KGS	REMARKS
GROUP: 1-1 Under Frame				SURFACE AREA IN Sq.m.:0.135		WT/ASSY IN Kgs:	
LIFTING PAD					SCALE 1:1	SSE/D CHD	
					ALT. a	ALTD DRN	B.SARAVANAN K.Sethuraman
INDIAN RAILWAY STANDARDS					SHEET 1 OF 1		
INTEGRAL COACH FACTORY, CHENNAI - 600038					AAD11258		
					A3		

ALL DIMENSIONS ARE IN mm UNLESS OTHERWISE SPECIFIED. FOR UNTOLERANCED DIMENSIONS AND ROUGHNESS VALUES, REFER DRAWING NO ICF/STD-9-0-001.
ANY MANUAL ALTERATION SHALL AUTOMATICALLY RENDER THIS DRAWING INVALID. WELDING SYMBOLS ARE AS PER IS: 813-1986.
WEIGHT GIVEN IN DRAWING IS FOR INDICATIVE PURPOSE ONLY

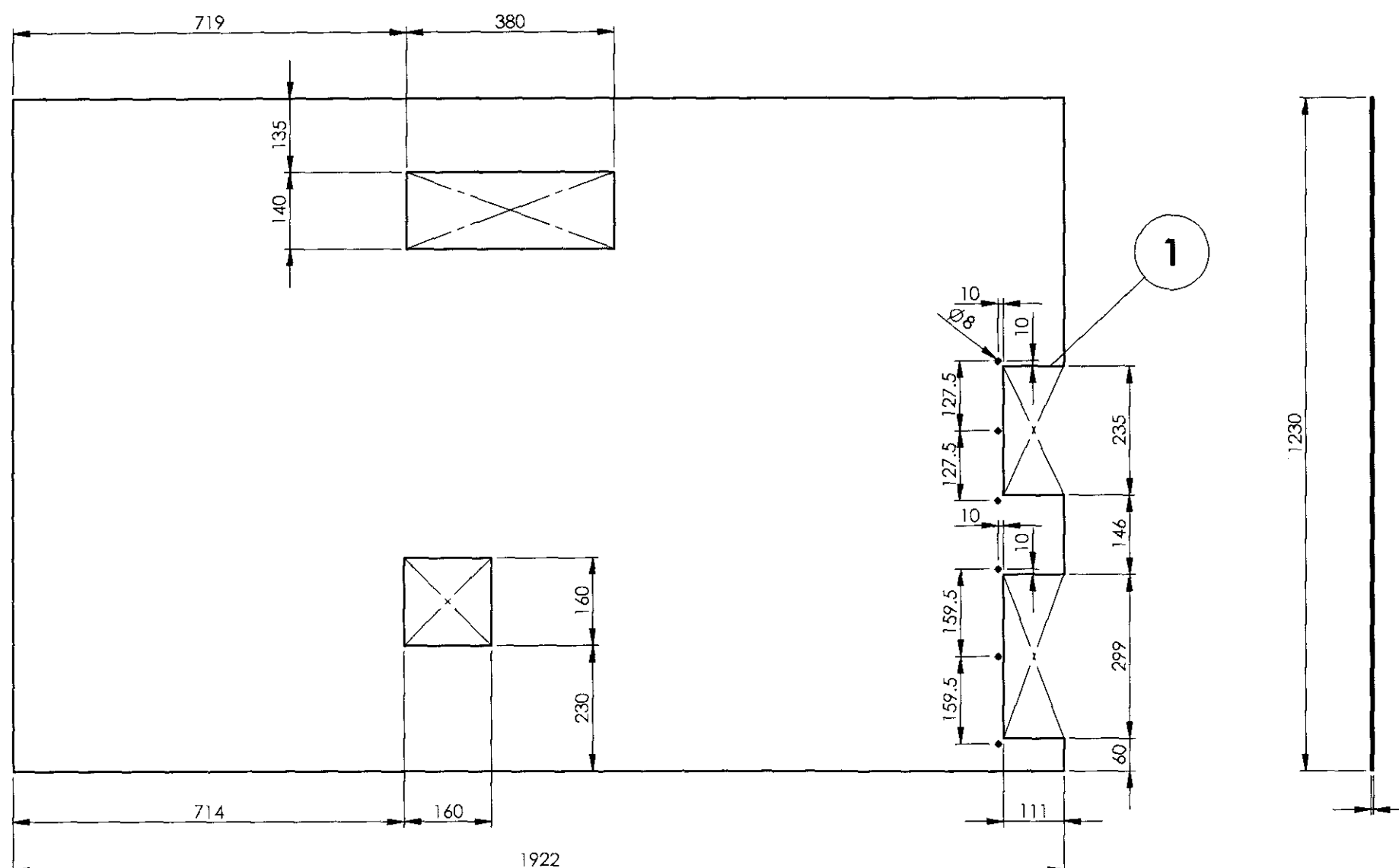
REF.DRG.NO.

02-02-2021	23-10-2017	
DATE OF LATEST ALT.	DATE OF FIRST ISSUE	AME/SME

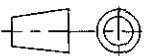
AAD11259

▽ ROUGH MACHINED	(C ¹) ROUGH CLEANED
▽▽ FINISH MACHINED	(C ²) BURRS REMOVED
▽▽▽ FINE FINISH MACHINED	(18) CHAMFERED

REVISIONS			
ALT.	ZONE	DESCRIPTION	APPROVED & DATE
a		CUTAWAY MODIFIED.	-Sd-
b		ØB HOLE 6-NOS ADDED.	<i>[Signature]</i>



ALL DIMENSIONS ARE IN mm UNLESS OTHERWISE SPECIFIED. FOR UNTOLERANCED DIMENSIONS AND ROUGHNESS VALUES, REFER DRAWING NO ICF/STD-9-0-001.
ANY MANUAL ALTERATION SHALL AUTOMATICALLY RENDER THIS DRAWING INVALID. WELDING SYMBOLS ARE AS PER IS: 813: 1986.
WEIGHT GIVEN IN DRAWING IS FOR INDICATIVE PURPOSE ONLY

1	TOP SHEET	4x1230x1922	1		RDSO/SPEC C- K201 X2CrNi12	71.22	
Default	DESCRIPTION	DIMENSIONS	ITEM NO.	REF. DRGS	MATL.SPEC.	WT/UNIT IN KGS	REMARKS
GROUP: UNDER FRAME		SURFACE AREA IN Sq.m.:			WT/ASSY IN Kgs:		
TOP SHEET					SCALE	SSE/D	<i>J. J. J.</i>
					1:10	CHD	
					ALT. b	ALTD	B.SARAVANAN
						DRN	K.SETHURAMAN
INDIAN RAILWAY STANDARDS				SHEET 1 OF 1			
INTEGRAL COACH FACTORY, CHENNAI - 600038					AAD11259		A3

1		2		3		4		5		6		7		8	
AAD11260				▽ ROUGH MACHINED		⊖ ROUGH CLEANED		REVISIONS							
				▽▽ FINISH MACHINED		⊖⊖ BURRS REMOVED		ALT.		ZONE		DESCRIPTION		APPROVED & DATE	
				▽▽▽ FINE FINISH MACHINED		⊖⊖⊖ CHAMFERED		a				CUTAWAY LOCATION AND DIMENSION ALTD.			

ALL DIMENSIONS ARE IN mm UNLESS OTHERWISE SPECIFIED. FOR UNTOLERANCED DIMENSIONS AND ROUGHNESS VALUES, REFER DRAWING NO ICF/STD-9-0-001. ANY MANUAL ALTERATION SHALL AUTOMATICALLY RENDER THIS DRAWING INVALID. WELDING SYMBOLS ARE AS PER IS: 813-1986. WEIGHT GIVEN IN DRAWING IS FOR INDICATIVE PURPOSE ONLY

Technical drawing of a rectangular plate with dimensions 1922x1230x4. The plate has two square cutouts, each 160x160mm, with chamfered edges. The drawing includes various dimension lines and a callout '1' pointing to the main plate.

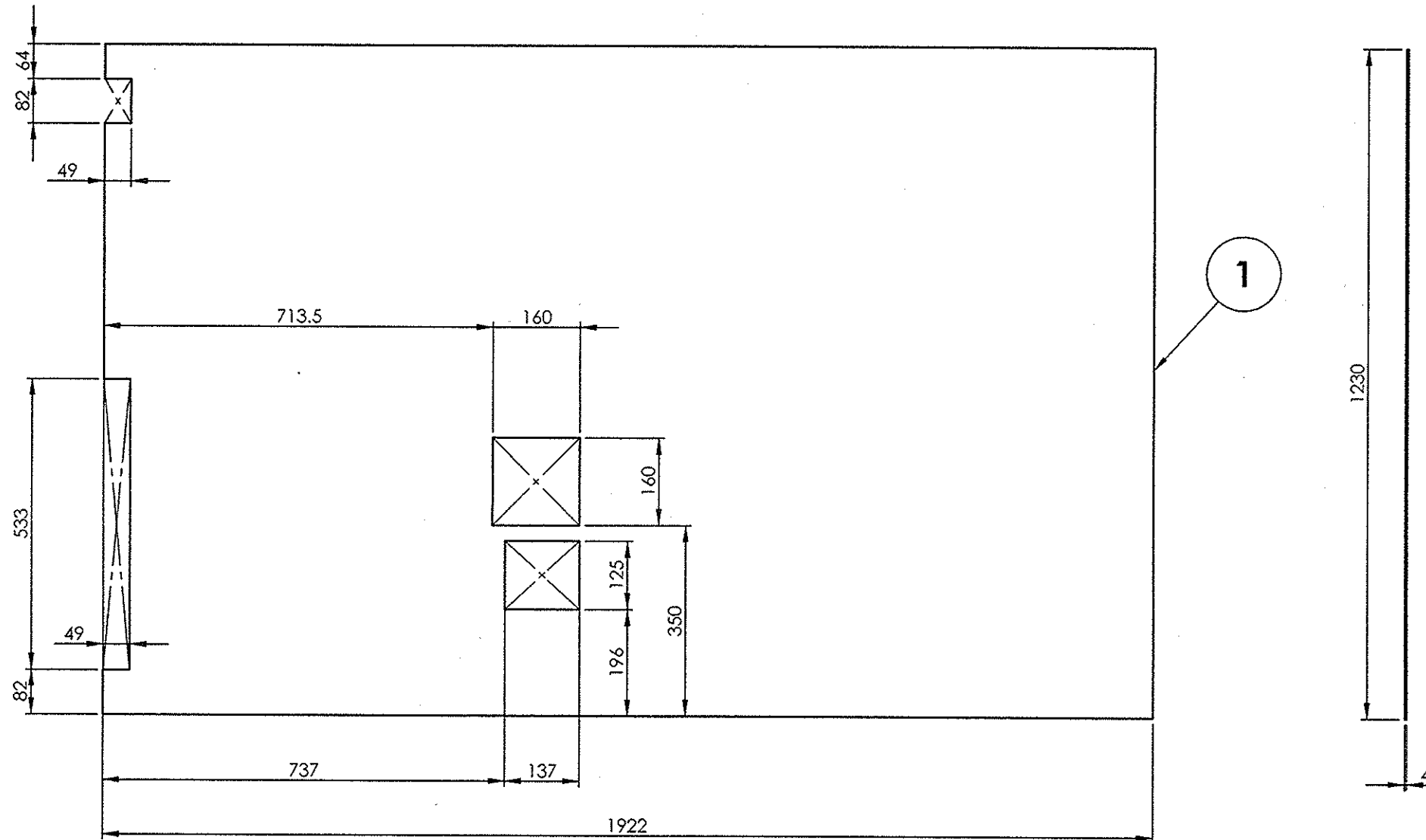
1	TOP SHEET	4x1230x1922	1		RDSO/SPEC C-K201 X2CrNi12	73.32	
QTY.	DESCRIPTION	DIMENSIONS	ITEM NO.	REF. DRGS	MATL.SPEC.	WT/UNIT IN KGS	REMARKS
GROUP: UNDER FRAME				SURFACE AREA IN Sq.m.:		WT/ASSY IN Kgs:	
TOP SHEET						SCALE	SSE/D
						1:10	CHD
						ALT.	ALTD
						a	DRN
INDIAN RAILWAY STANDARDS						SHEET 1 OF 1	
INTEGRAL COACH FACTORY, CHENNAI - 600038						A3	

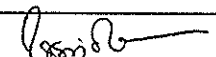
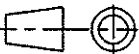
22-11-2017	29-10-2017	
DATE OF LATEST ALT.	DATE OF FIRST ISSUE	AME/SME

REF.DRG.NO.

AAD11260

REVISIONS			
ALT.	ZONE	DESCRIPTION	APPROVED & DATE
a		CUTAWAY LOCATION AND DIMENSION ALTD.	



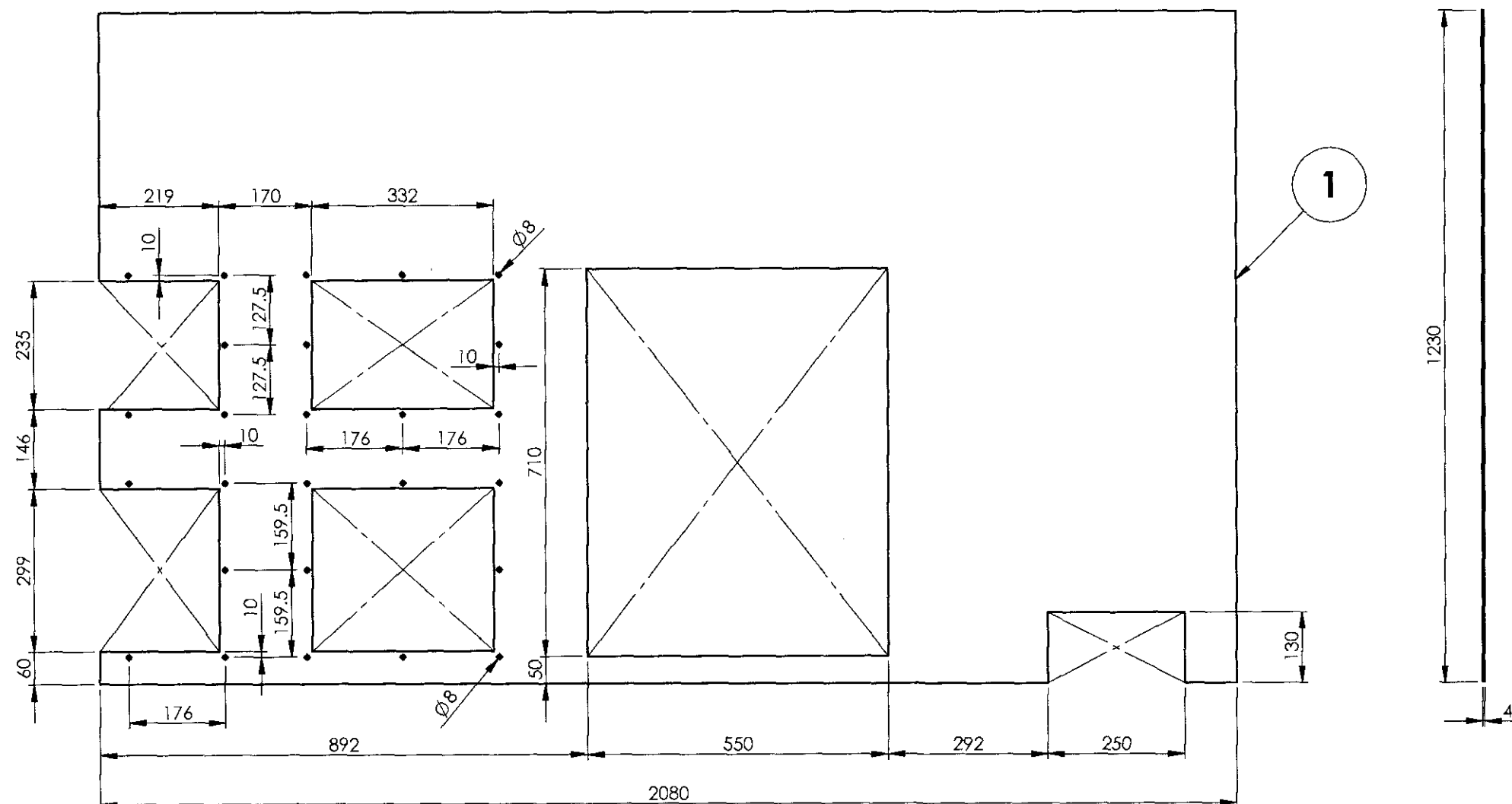
1	TOP SHEET	4x1230x1922	1		RDSO/SPEC C-K201 X2CrNi12	73.32		
QTY.	DESCRIPTION	DIMENSIONS	ITEM NO.	REF. DRGS	MATL.SPEC.	WT/UNIT IN KGS	REMARKS	
GROUP: UNDER FRAME		SURFACE AREA IN Sq.m.:			WT/ASSY IN Kgs:			
TOP SHEET					SCALE	SSE/D		
					1:10	CHD		
					ALT. a	ALTD	P.MURUGAN	
						DRN	K.SETHURAMAN	
INDIAN RAILWAY STANDARDS INTEGRAL COACH FACTORY, CHENNAI - 600038				SHEET 1 OF 1				
					AAD11260		A3	

1		2		3		4		5		6		7		8	
AAD11261				▽ ROUGH MACHINED		① ROUGH CLEANED		REVISIONS							
				▽▽ FINISH MACHINED		② BURRS REMOVED		ALT.		ZONE		DESCRIPTION		APPROVED & DATE	
				▽▽▽ FINE FINISH MACHINED		③ CHAMFERED									
A															
B															
C															
D															
E															
F															
ALL DIMENSIONS ARE IN mm UNLESS OTHERWISE SPECIFIED. FOR UNTOLERANCED DIMENSIONS AND ROUGHNESS VALUES, REFER DRAWING NO ICF/STD-9-0-001. ANY MANUAL ALTERATION SHALL AUTOMATICALLY RENDER THIS DRAWING INVALID. WELDING SYMBOLS ARE AS PER IS: 813-1986. WEIGHT GIVEN IN DRAWING IS FOR INDICATIVE PURPOSE ONLY															
REF.DRG.NO.															
1922															
340															
4															
INDIAN RAILWAY STANDARDS															
INTEGRAL COACH FACTORY, CHENNAI - 600038															
SHEET 1 OF 1															
AAD11261															
A3															

AAD11262

▽ ROUGH MACHINED	① ROUGH CLEANED
▽▽ FINISH MACHINED	①③ BURRS REMOVED
▽▽▽ FINE FINISH MACHINED	①⑧ CHAMFERED

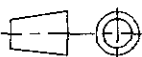
REVISIONS			
ALT.	ZONE	DESCRIPTION	APPROVED & DATE
a		CUTAWAY MODIFIED.	-sd-
b		Ø8 HOLE 26-NOS ADDED.	<i>sd</i>



ALL DIMENSIONS ARE IN mm UNLESS OTHERWISE SPECIFIED. FOR UNTOLERANCED DIMENSIONS AND ROUGHNESS VALUES, REFER DRAWING NO ICF/STD-9-0-001.
ANY MANUAL ALTERATION SHALL AUTOMATICALLY RENDER THIS DRAWING INVALID. WELDING SYMBOLS ARE AS PER IS: 813-1986.
WEIGHT GIVEN IN DRAWING IS FOR INDICATIVE PURPOSE ONLY

REF.DRG.NO.

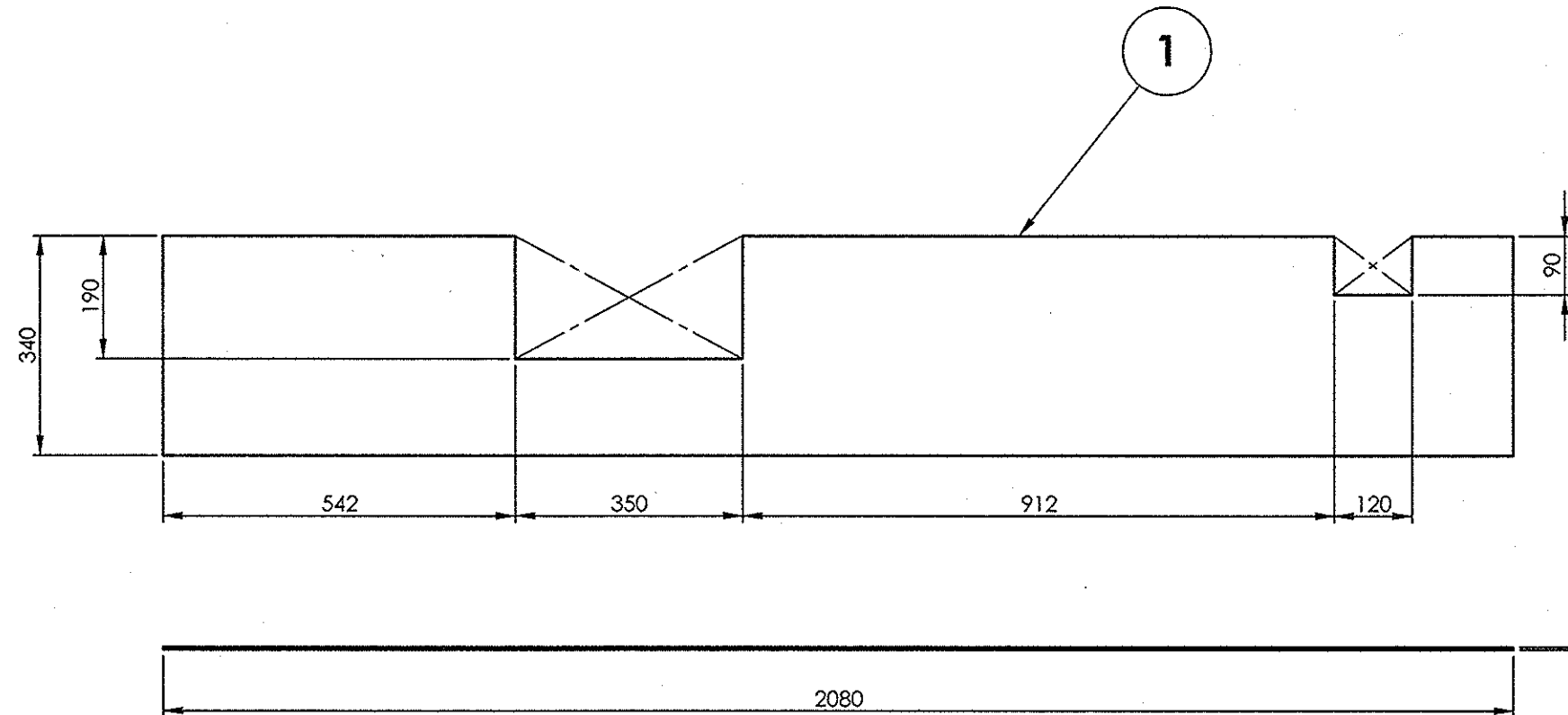
11-09-2021	24-10-2017	<i>sd</i>
DATE OF LATEST ALT.	DATE OF FIRST ISSUE	AME/SME


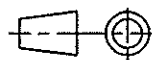
1	TOP SHEET	4x1230x2080	1		RDSO/SPEC C-K201 X2CrNi12	58.88	
Default	DESCRIPTION	DIMENSIONS	ITEM NO.	REF. DRGS	MATL.SPEC.	WT/UNIT IN KGS	REMARKS
GROUP: UNDER FRAME		SURFACE AREA IN Sq.m.:			WT/ASSY IN Kgs:		
TOP SHEET					SCALE	SSE/D	
					1:10	CHD	
					ALT. b	ALTD	B.SARAVANAN
						DRN	K.SETHURAMAN
INDIAN RAILWAY STANDARDS							
INTEGRAL COACH FACTORY, CHENNAI - 600038					SHEET 1 OF 1	AAD11262	
							A3

1		2		3		4		5		6		7		8																																																																										
AAD11263				▽ ROUGH MACHINED		① ROUGH CLEANED		REVISIONS																																																																																
				▽▽ FINISH MACHINED		② BURRS REMOVED		ALT.		ZONE		DESCRIPTION		APPROVED & DATE																																																																										
				▽▽▽ FINE FINISH MACHINED		③ CHAMFERED																																																																																		
<div>ALL DIMENSIONS ARE IN mm UNLESS OTHERWISE SPECIFIED. FOR UNTOLERANCED DIMENSIONS AND ROUGHNESS VALUES, REFER DRAWING NO ICF/STD-9-0-001. ANY MANUAL ALTERATION SHALL AUTOMATICALLY RENDER THIS DRAWING INVALID. WELDING SYMBOLS ARE AS PER IS: 813-1986. WEIGHT GIVEN IN DRAWING IS FOR INDICATIVE PURPOSE ONLY</div> <div><p>545 542 350 912 120 2080 250 96 560 1230 110 4 1</p></div>																																																																																								
<table><tr><td>1</td><td>TOP SHEET</td><td>4x1230x2080</td><td>1</td><td></td><td>RDSO/SPEC C-K201 X2CrNi12</td><td>70.86</td><td></td></tr><tr><td>QTY.</td><td>DESCRIPTION</td><td>DIMENSIONS</td><td>ITEM NO.</td><td>REF. DRGS</td><td>MATL.SPEC.</td><td>WT/UNIT IN KGS</td><td>REMARKS</td></tr><tr><td colspan="4">GROUP: UNDER FRAME</td><td colspan="2">SURFACE AREA IN Sq.m.:</td><td colspan="2">WT/ASSY IN Kgs:</td></tr><tr><td colspan="5" rowspan="4">TOP SHEET</td><td>SCALE</td><td>SSE/D</td><td rowspan="2"></td></tr><tr><td>1:10</td><td>CHD</td></tr><tr><td>ALT.</td><td>ALTD</td><td rowspan="2">K.SETHURAMAN</td></tr><tr><td></td><td>DRN</td></tr><tr><td colspan="5">INDIAN RAILWAY STANDARDS</td><td colspan="2">SHEET 1 OF 1</td><td rowspan="2">AAD11263</td><td rowspan="2">A3</td></tr><tr><td colspan="5">INTEGRAL COACH FACTORY, CHENNAI - 600038</td></tr><tr><td colspan="2">REF.DRG.NO.</td><td>24-10-2017</td><td colspan="2"></td><td colspan="3"></td><td colspan="2"></td></tr><tr><td colspan="2">DATE OF LATEST ALT.</td><td>DATE OF FIRST ISSUE</td><td colspan="2">AME/SME</td><td colspan="3"></td><td colspan="2"></td></tr></table>																1	TOP SHEET	4x1230x2080	1		RDSO/SPEC C-K201 X2CrNi12	70.86		QTY.	DESCRIPTION	DIMENSIONS	ITEM NO.	REF. DRGS	MATL.SPEC.	WT/UNIT IN KGS	REMARKS	GROUP: UNDER FRAME				SURFACE AREA IN Sq.m.:		WT/ASSY IN Kgs:		TOP SHEET					SCALE	SSE/D		1:10	CHD	ALT.	ALTD	K.SETHURAMAN		DRN	INDIAN RAILWAY STANDARDS					SHEET 1 OF 1		AAD11263	A3	INTEGRAL COACH FACTORY, CHENNAI - 600038					REF.DRG.NO.		24-10-2017								DATE OF LATEST ALT.		DATE OF FIRST ISSUE	AME/SME						
1	TOP SHEET	4x1230x2080	1		RDSO/SPEC C-K201 X2CrNi12	70.86																																																																																		
QTY.	DESCRIPTION	DIMENSIONS	ITEM NO.	REF. DRGS	MATL.SPEC.	WT/UNIT IN KGS	REMARKS																																																																																	
GROUP: UNDER FRAME				SURFACE AREA IN Sq.m.:		WT/ASSY IN Kgs:																																																																																		
TOP SHEET					SCALE	SSE/D																																																																																		
					1:10	CHD																																																																																		
					ALT.	ALTD	K.SETHURAMAN																																																																																	
						DRN																																																																																		
INDIAN RAILWAY STANDARDS					SHEET 1 OF 1		AAD11263	A3																																																																																
INTEGRAL COACH FACTORY, CHENNAI - 600038																																																																																								
REF.DRG.NO.		24-10-2017																																																																																						
DATE OF LATEST ALT.		DATE OF FIRST ISSUE	AME/SME																																																																																					
1		2		3		4		5		6		7		8																																																																										

ALL DIMENSIONS ARE IN mm UNLESS OTHERWISE SPECIFIED. FOR UNTOLERANCED DIMENSIONS AND ROUGHNESS VALUES, REFER DRAWING NO ICF/STD-9-0-001.
ANY MANUAL ALTERATION SHALL AUTOMATICALLY RENDER THIS DRAWING INVALID. WELDING SYMBOLS ARE AS PER IS: 813-1986.
WEIGHT GIVEN IN DRAWING IS FOR INDICATIVE PURPOSE ONLY

REVISIONS			
ALT.	ZONE	DESCRIPTION	APPROVED & DATE



1	TOP SHEET	4x340x2080	1		RDSO/SPEC C- K201 X2CrNi12	20.16	
QTY.	DESCRIPTION	DIMENSIONS	ITEM NO.	REF. DRGS	MATL.SPEC.	WT/UNIT IN KGS	REMARKS
GROUP: UNDER FRAME		SURFACE AREA IN Sq.m.:			WT/ASSY IN Kgs:		
TOP SHEET					SCALE	SSE/D	
					1:10	CHD	
					ALT.	ALTD	
						DRN	K.SETHURAMAN
INDIAN RAILWAY STANDARDS INTEGRAL COACH FACTORY, CHENNAI - 600038				SHEET 1 OF 1			
					AAD11264		A3

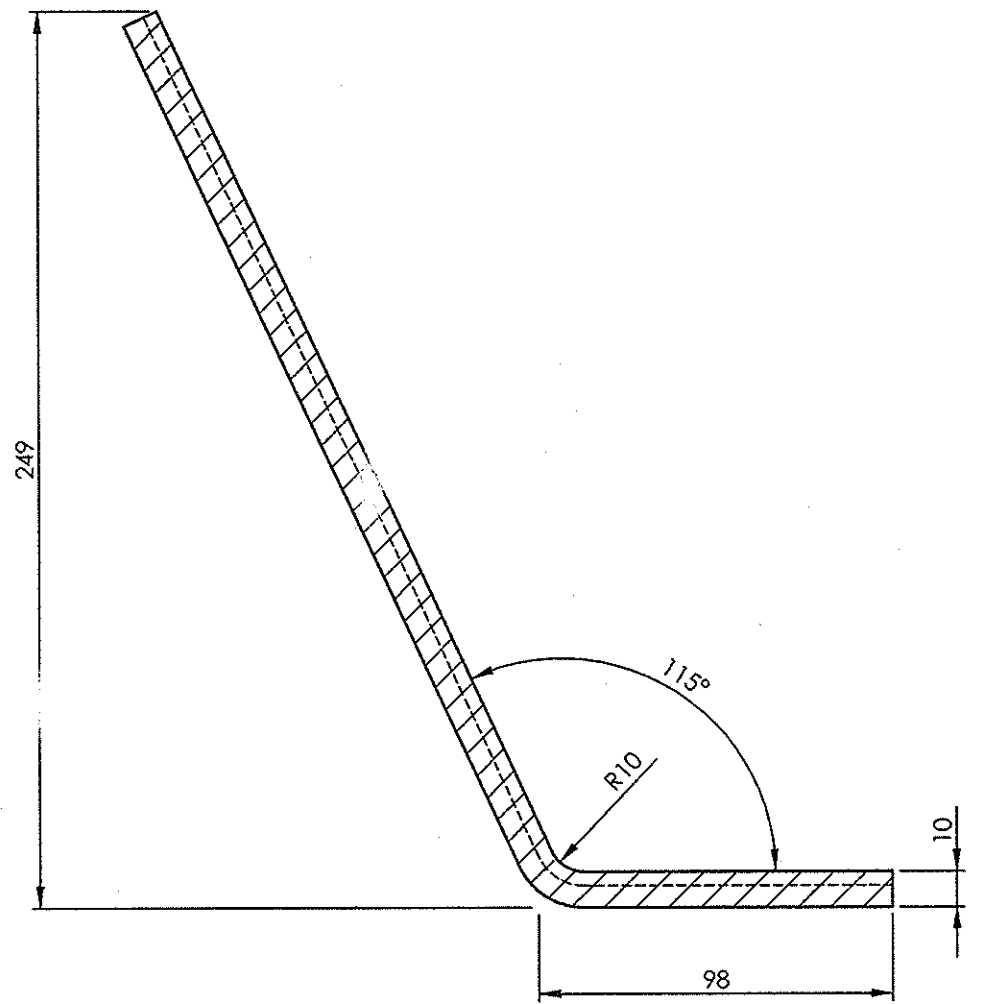
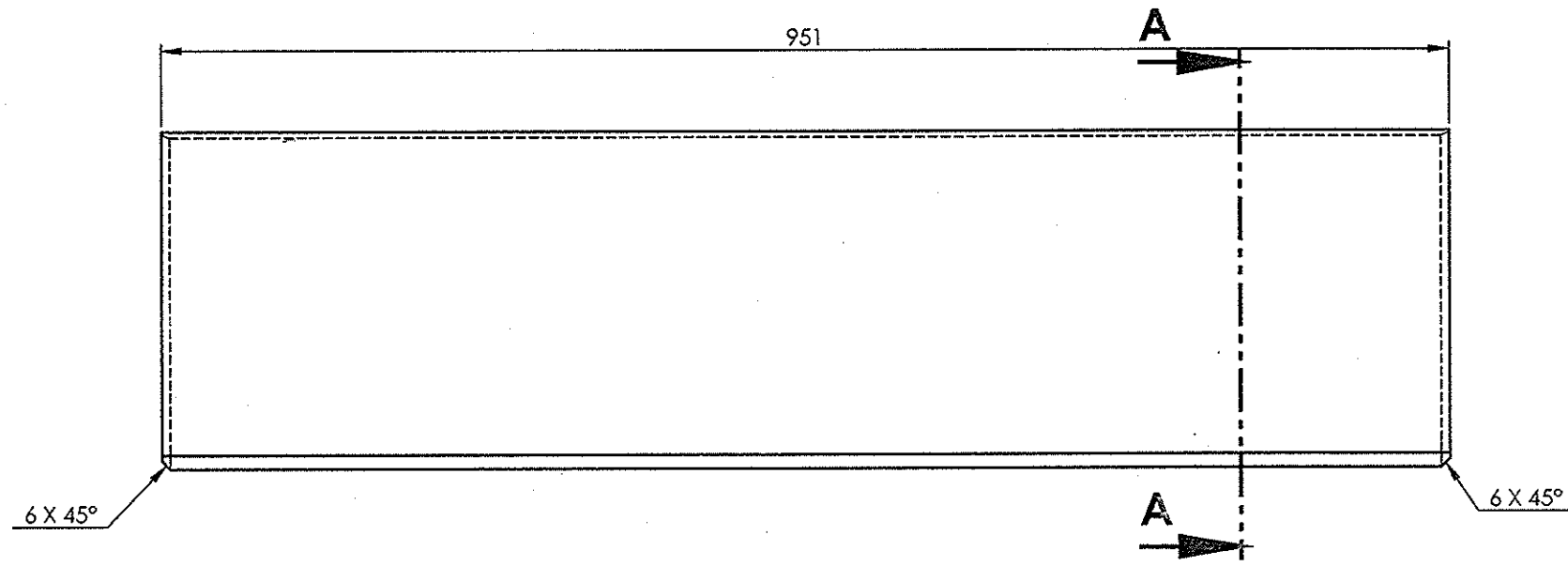
1		2		3		4		5		6		7		8	
AAD11265				▽ ROUGH MACHINED		① ROUGH CLEANED		REVISIONS							
				▽▽ FINISH MACHINED		② BURRS REMOVED		ALT.		ZONE		DESCRIPTION			
				▽▽▽ FINE FINISH MACHINED		③ CHAMFERED						APPROVED & DATE			
A															
B															
C															
D															
E															
F															
ALL DIMENSIONS ARE IN mm UNLESS OTHERWISE SPECIFIED. FOR UNTOLERANCED DIMENSIONS AND ROUGHNESS VALUES, REFER DRAWING NO ICF/SID-9-0-001. ANY MANUAL ALTERATION SHALL AUTOMATICALLY RENDER THIS DRAWING INVALID. WELDING SYMBOLS ARE AS PER IS: 813-1986. WEIGHT GIVEN IN DRAWING IS FOR INDICATIVE PURPOSE ONLY															
REF.DRG.NO.															
23-10-2017															
DATE OF LATEST ALT.															
DATE OF FIRST ISSUE															
AME/SME															
INDIAN RAILWAY STANDARDS															
INTEGRAL COAC: 1 FACTORY, CHENNAI - 600038															
SHEET 1 OF 1															
AAD11265															
A3															
1															
2															
3															
4															
5															
6															
7															
8															

1		2		3		4		5		6		7		8																																																						
AAD11266				▽ ROUGH MACHINED		① ROUGH CLEANED		REVISIONS																																																												
				▽▽ FINISH MACHINED		② BURRS REMOVED		ALT.		ZONE		DESCRIPTION		APPROVED & DATE																																																						
				▽▽▽ FINE FINISH MACHINED		③ CHAMFERED																																																														
<div>ALL DIMENSIONS ARE IN mm UNLESS OTHERWISE SPECIFIED. FOR UNTOLERANCED DIMENSIONS AND ROUGHNESS VALUES, REFER DRAWING NO ICF/STD-9-0-001. ANY MANUAL ALTERATION SHALL AUTOMATICALLY RENDER THIS DRAWING INVALID. WELDING SYMBOLS ARE AS PER IS: 813:1986. WEIGHT GIVEN IN DRAWING IS FOR INDICATIVE PURPOSE ONLY</div> <div><div>1</div><div><div></div><div>389.5</div></div><div><div><div>R5</div><div>80</div><div>30</div><div>5</div></div></div></div>																																																																				
<table><tr><td>1</td><td>CHANNEL</td><td>5x120x389.5</td><td>1</td><td></td><td>IRS M-41-1997</td><td>1.89</td><td></td></tr><tr><td>QTY.</td><td>DESCRIPTION</td><td>DIMENSIONS</td><td>ITEM NO.</td><td>REF. DRGS</td><td>MATL.SPEC.</td><td>WT/UNIT IN KGS</td><td>REMARKS</td></tr><tr><td colspan="2">GROUP: 1-1</td><td colspan="3">SURFACE AREA IN Sq.m.:</td><td colspan="3">WT/ASSY IN Kgs:</td></tr><tr><td colspan="5" rowspan="4">CHANNEL</td><td>SCALE</td><td>SSE/D</td><td rowspan="2"></td></tr><tr><td>1:2</td><td>CHD</td></tr><tr><td>ALT.</td><td>ALTD</td><td rowspan="2">K.SETHURAMAN</td></tr><tr><td></td><td>DRN</td></tr><tr><td colspan="5">INDIAN RAILWAY STANDARDS</td><td colspan="2">SHEET 1 OF 1</td><td rowspan="2">AAD11266</td><td rowspan="2">A3</td></tr><tr><td colspan="5">INTEGRAL COACH FACTORY, CHENNAI - 600038</td></tr></table>																1	CHANNEL	5x120x389.5	1		IRS M-41-1997	1.89		QTY.	DESCRIPTION	DIMENSIONS	ITEM NO.	REF. DRGS	MATL.SPEC.	WT/UNIT IN KGS	REMARKS	GROUP: 1-1		SURFACE AREA IN Sq.m.:			WT/ASSY IN Kgs:			CHANNEL					SCALE	SSE/D		1:2	CHD	ALT.	ALTD	K.SETHURAMAN		DRN	INDIAN RAILWAY STANDARDS					SHEET 1 OF 1		AAD11266	A3	INTEGRAL COACH FACTORY, CHENNAI - 600038				
1	CHANNEL	5x120x389.5	1		IRS M-41-1997	1.89																																																														
QTY.	DESCRIPTION	DIMENSIONS	ITEM NO.	REF. DRGS	MATL.SPEC.	WT/UNIT IN KGS	REMARKS																																																													
GROUP: 1-1		SURFACE AREA IN Sq.m.:			WT/ASSY IN Kgs:																																																															
CHANNEL					SCALE	SSE/D																																																														
					1:2	CHD																																																														
					ALT.	ALTD	K.SETHURAMAN																																																													
						DRN																																																														
INDIAN RAILWAY STANDARDS					SHEET 1 OF 1		AAD11266	A3																																																												
INTEGRAL COACH FACTORY, CHENNAI - 600038																																																																				
REF.DRG.NO.		25-10-2017		AME/SME																																																																
DATE OF LATEST ALT.		DATE OF FIRST ISSUE		AME/SME																																																																
1		2		3		4		5		6		7		8																																																						

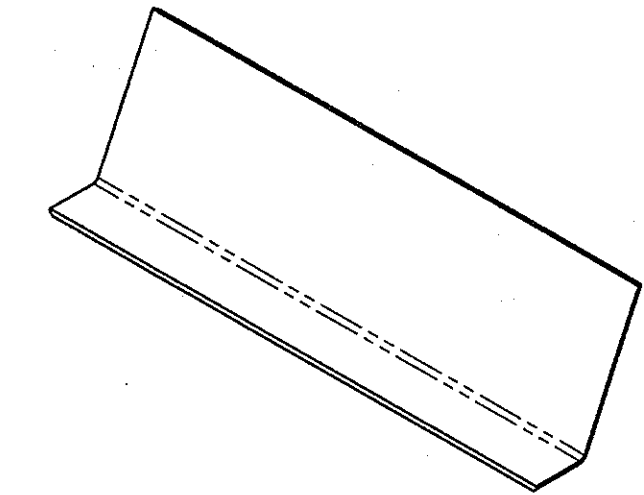
AAD11267

▽ ROUGH MACHINED	① ROUGH CLEANED
▽▽ FINISH MACHINED	② BURRS REMOVED
▽▽▽ FINE FINISH MACHINED	③ CHAMFERED

REVISIONS				
ALT.	ZONE	DESCRIPTION		APPROVED & DATE
a		R.M. SIZE REVISED.		



SECTION A-A
SCALE 1 : 2



ISOMETRIC VIEW

ALL DIMENSIONS ARE IN mm UNLESS OTHERWISE SPECIFIED. FOR UNTOLERANCED DIMENSIONS AND ROUGHNESS VALUES, REFER DRAWING NO ICF/STD-9-0-001.
ANY MANUAL ALTERATION SHALL AUTOMATICALLY RENDER THIS DRAWING INVALID. WELDING SYMBOLS ARE AS PER IS: 813-1986.
WEIGHT GIVEN IN DRAWING IS FOR INDICATIVE PURPOSE ONLY

REF.DRG.NO.

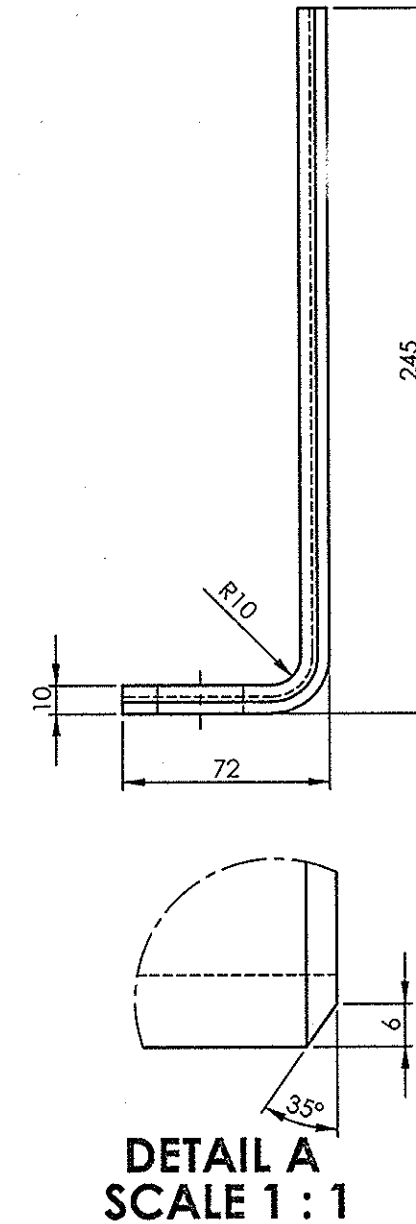
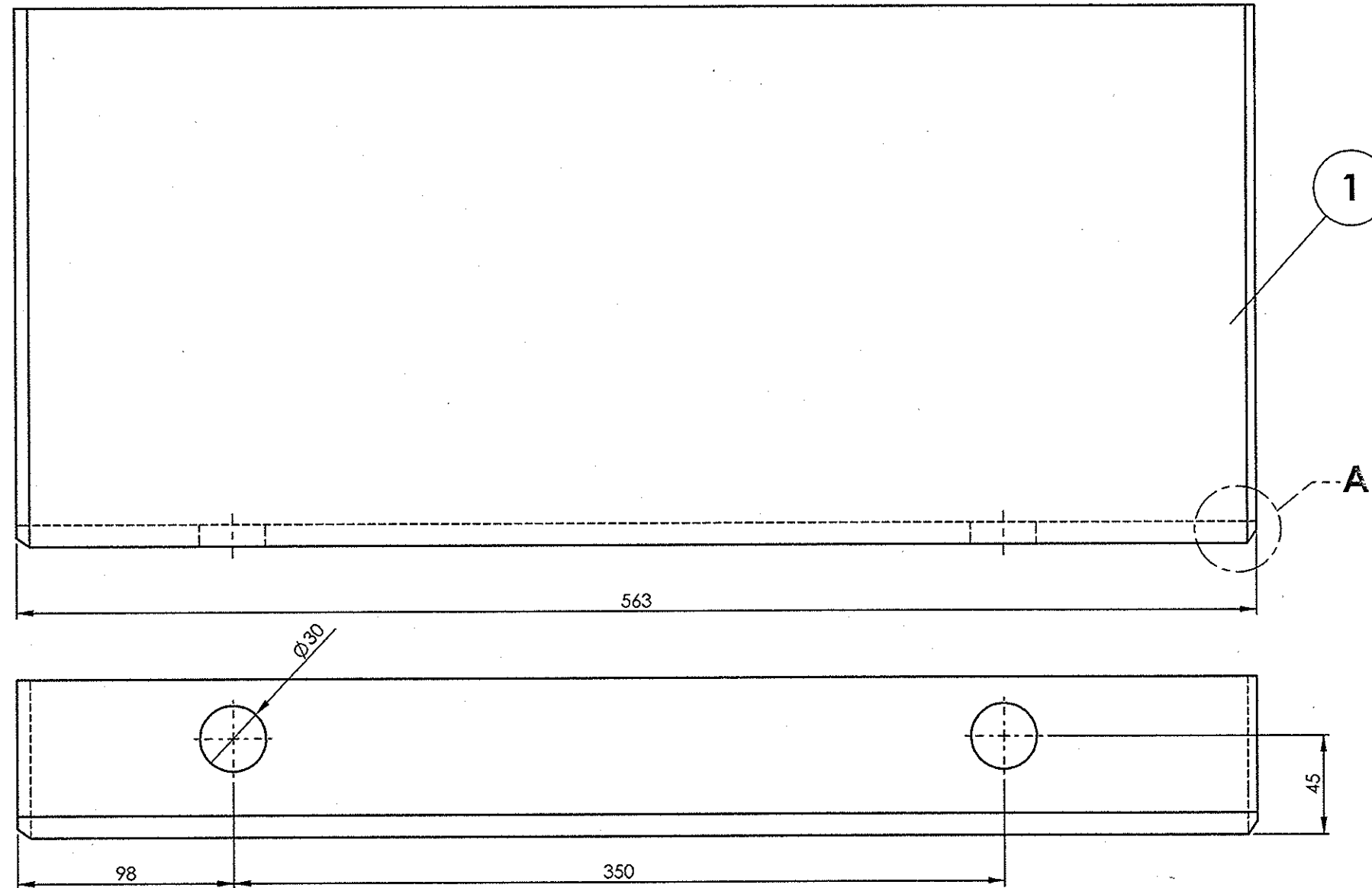
24-10-2017	17-10-2017	<i>[Signature]</i>
DATE OF LATEST ALT.	DATE OF FIRST ISSUE	AME/SME

1	COVER SHEET	10x360x951	1		IRS M-41-1997	26.76			
QTY.	DESCRIPTION	DIMENSIONS	ITEM NO.	REF. DRGS	MATL.SPEC.	WT/UNIT IN KGS	REMARKS		
GROUP: UNDER FRAME		SURFACE AREA IN Sq.m.:		WT/ASSY IN Kgs:					
COVER SHEET					SCALE	SSE/D	<i>[Signature]</i>		
					1:5	CHD			
					ALT.	ALTD	V.S.SRIDHARAN		
					a	DRN	K.SETHURAMAN		
INDIAN RAILWAY STANDARDS INTEGRAL COACH FACTORY, CHENNAI - 600038									
SHEET 1 OF 1					AAD11267		A3		

AAD11269

▽ ROUGH MACHINED	① ROUGH CLEANED
▽▽ FINISH MACHINED	② BURRS REMOVED
▽▽▽ FINE FINISH MACHINED	③ CHAMFERED

REVISIONS				APPROVED & DATE	
ALT.	ZONE	DESCRIPTION			





DETAIL A
SCALE 1 : 1

ALL DIMENSIONS ARE IN mm UNLESS OTHERWISE SPECIFIED. FOR UNTOLERANCED DIMENSIONS AND ROUGHNESS VALUES, REFER DRAWING NO ICF/STD-9-0-001.
ANY MANUAL ALTERATION SHALL AUTOMATICALLY RENDER THIS DRAWING INVALID. WELDING SYMBOLS ARE AS PER IS: 813:1986.
WEIGHT GIVEN IN DRAWING IS FOR INDICATIVE PURPOSE ONLY

REF.DRG.NO.

	24-10-2017	<i>[Signature]</i>
DATE OF LATEST ALT.	DATE OF FIRST ISSUE	AME/SME

1	ANGLE	10x297x563	1		IRS M-41-1997	13.11	
QTY.	DESCRIPTION	DIMENSIONS	ITEM NO.	REF. DRGS	MATL.SPEC.	WT/UNIT IN KGS	REMARKS
GROUP: UNDER FRAME		SURFACE AREA IN Sq.m.:			WT/ASSY IN Kgs:		
ANGLE					SCALE	SSE/D	
					1:2.5	CHD	
					ALT.	ALTD	
						DRN	K.SETHURAMAN
INDIAN RAILWAY STANDARDS INTEGRAL COACH FACTORY, CHENNAI - 600038							
					SHEET 1 OF 1		
					AAD11269		A3

1		2		3		4		5		6		7		8	
AAD11270				▽ ROUGH MACHINED		① ROUGH CLEANED		REVISIONS							
				▽▽ FINISH MACHINED		② BURRS REMOVED		ALT.		ZONE		DESCRIPTION		APPROVED & DATE	
				▽▽▽ FINE FINISH MACHINED		③ CHAMFERED									

A

B

C

D

E

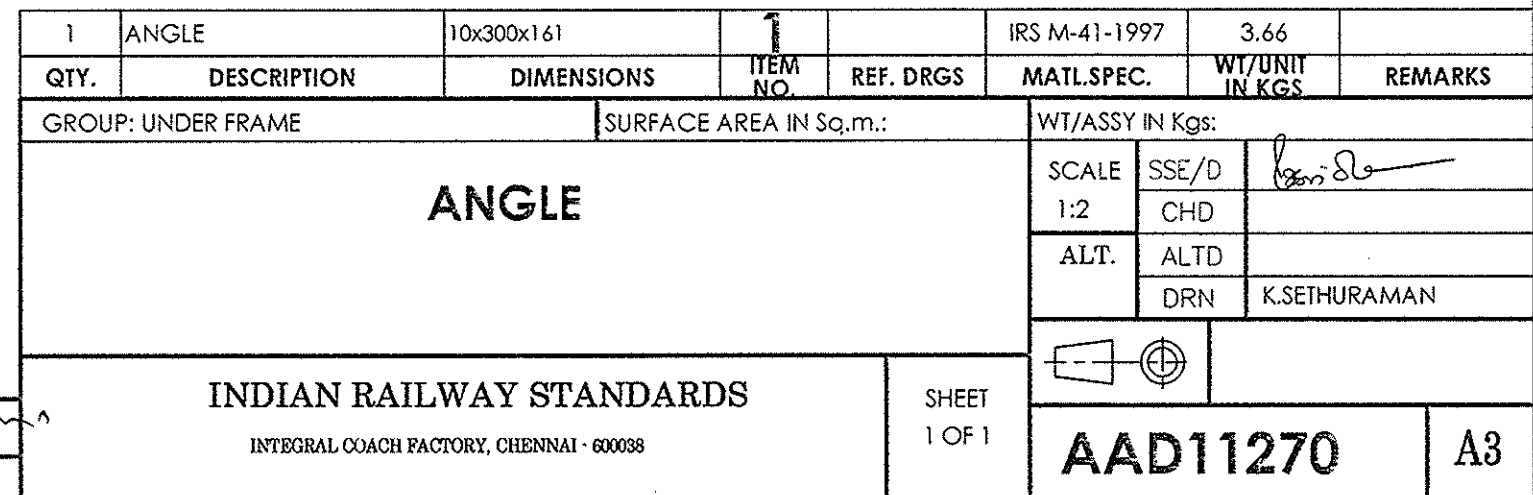
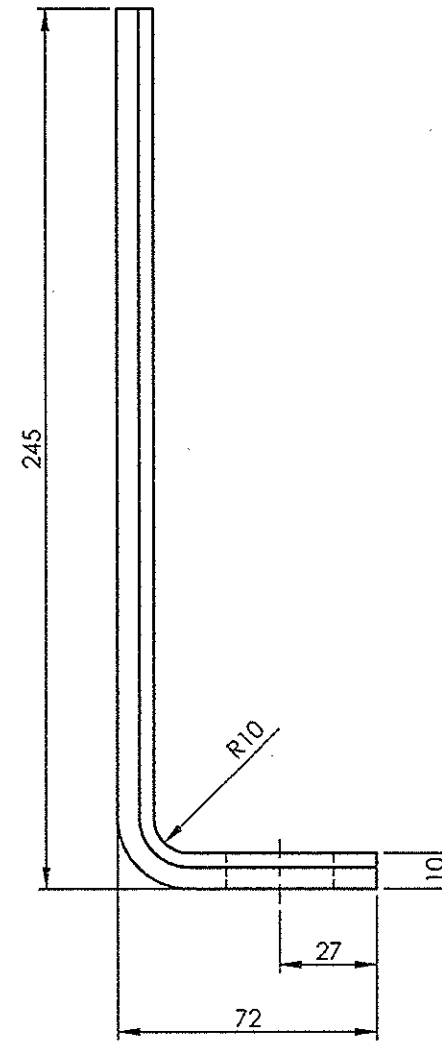
F

ALL DIMENSIONS ARE IN mm UNLESS OTHERWISE SPECIFIED. FOR UNTOLERANCED DIMENSIONS AND ROUGHNESS VALUES, REFER DRAWING NO ICF/STD-9-0-001.
ANY MANUAL ALTERATION SHALL AUTOMATICALLY RENDER THIS DRAWING INVALID. WELDING SYMBOLS ARE AS PER IS: 813-1986.
WEIGHT GIVEN IN DRAWING IS FOR INDICATIVE PURPOSE ONLY

1	ANGLE	10x300x161	1		IRS M-41-1997	3.66	
QTY.	DESCRIPTION	DIMENSIONS	ITEM NO.	REF. DRGS	MATL.SPEC.	WT/UNIT IN KGS	REMARKS
GROUP: UNDER FRAME		SURFACE AREA IN Sq.m.:		WT/ASSY IN Kgs:			
ANGLE				SCALE	SSE/D		
				1:2	CHD		
				ALT.	ALTD		
				DRN	K.SETHURAMAN		
INDIAN RAILWAY STANDARDS				SHEET 1 OF 1		AAD11270 A3	
INTEGRAL COACH FACTORY, CHENNAI - 600038							

REF.DRG.NO.	DATE OF LATEST ALT.	DATE OF FIRST ISSUE	AME/SME
		17-10-2017	

REVISIONS			
ALT.	ZONE	DESCRIPTION	APPROVED & DATE

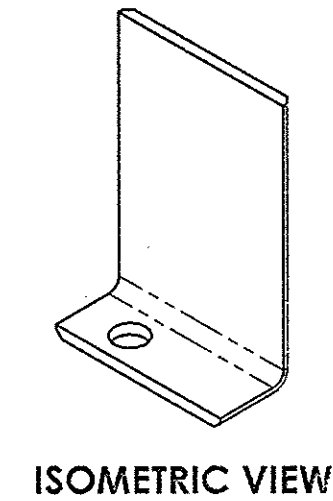
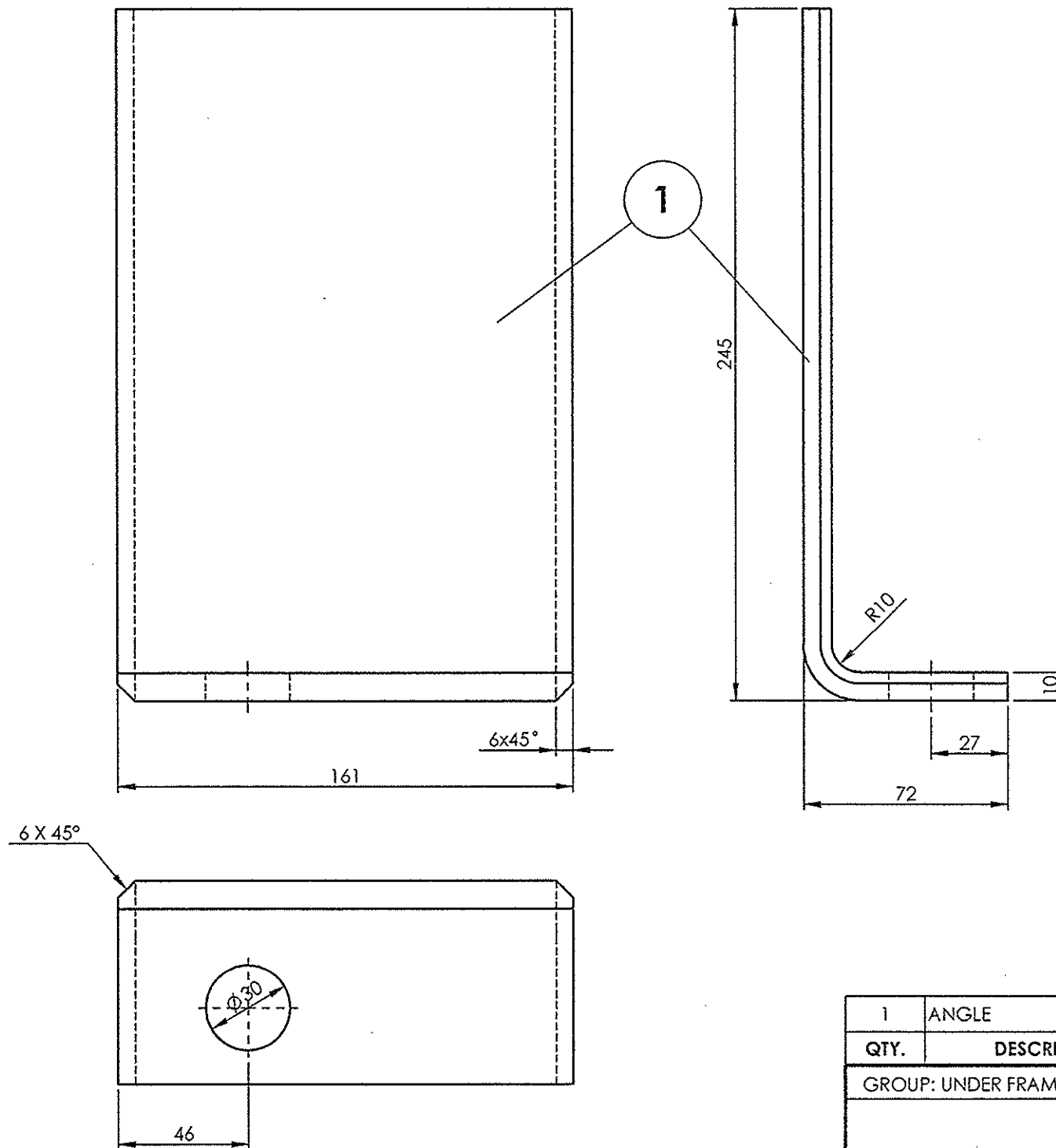


AAD11271

▽ ROUGH MACHINED	⊖ ROUGH CLEANED
▽▽ FINISH MACHINED	⊖⊖ BURRS REMOVED
▽▽▽ FINE FINISH MACHINED	⊖⊖⊖ CHAMFERED

REVISIONS				APPROVED & DATE	
ALT.	ZONE	DESCRIPTION			

ALL DIMENSIONS ARE IN mm UNLESS OTHERWISE SPECIFIED. FOR UNTOLERANCED DIMENSIONS AND ROUGHNESS VALUES, REFER DRAWING NO ICF/STD-9-0-001.
ANY MANUAL ALTERATION SHALL AUTOMATICALLY RENDER THIS DRAWING INVALID. WELDING SYMBOLS ARE AS PER IS: 813:1986.
WEIGHT GIVEN IN DRAWING IS FOR INDICATIVE PURPOSE ONLY



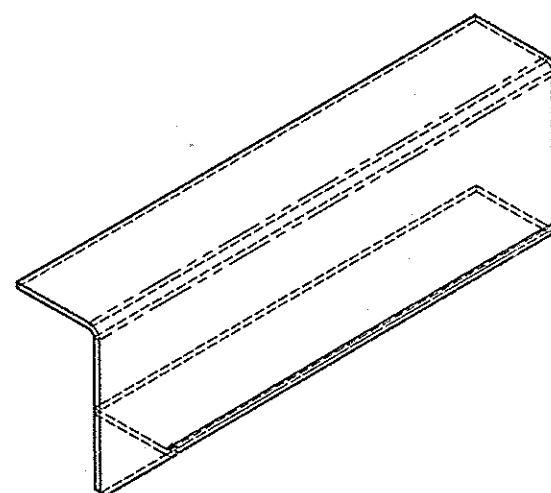
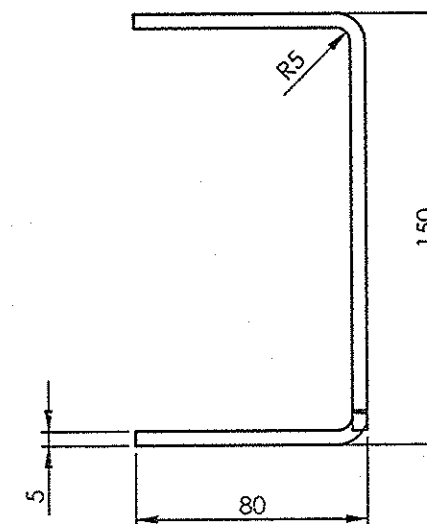
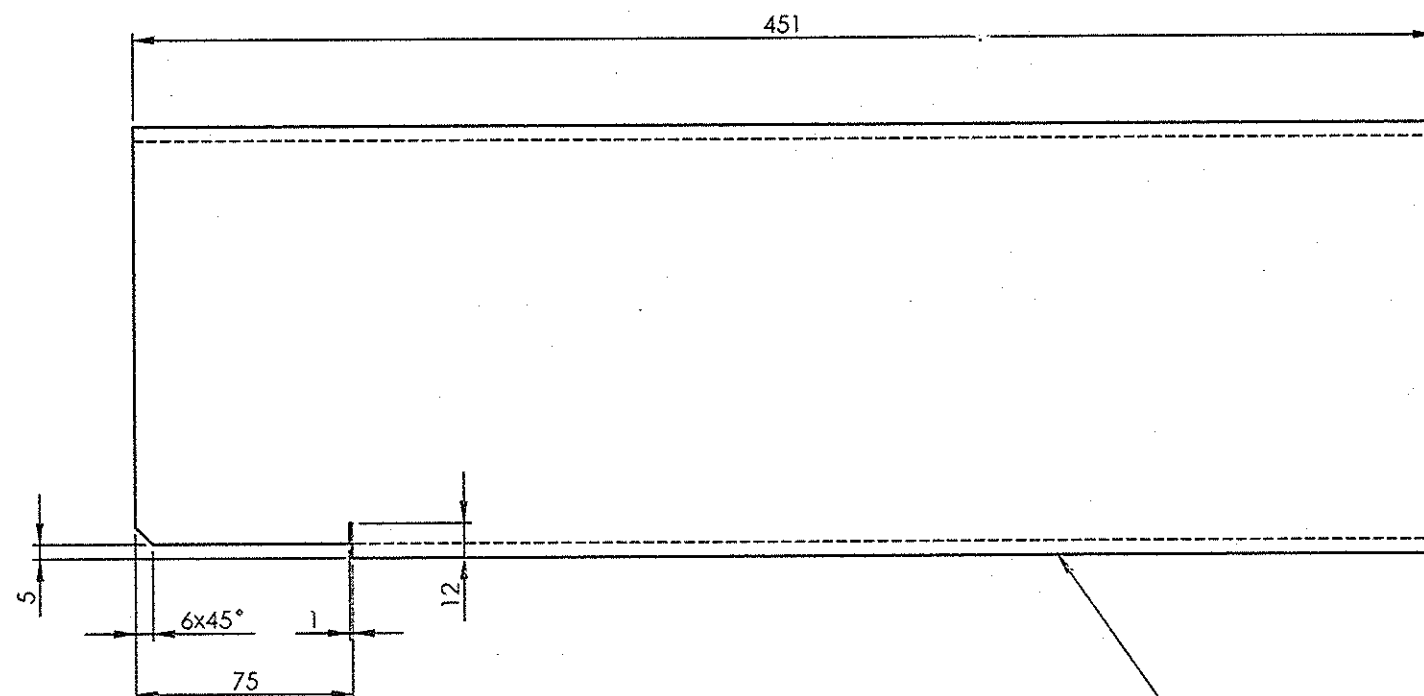
1	ANGLE	10x161x300	1		IRS M-41-1997	3.66	
QTY.	DESCRIPTION	DIMENSIONS	ITEM NO.	REF. DRGS	MATL.SPEC.	WT/UNIT IN KGS	REMARKS
GROUP: UNDER FRAME				SURFACE AREA IN Sq.m.:		WT/ASSY IN Kgs:	
ANGLE					SCALE	SSE/D	K.SETHURAMAN
					1:2	CHD	
					ALT.	ALTD	
						DRN	
INDIAN RAILWAY STANDARDS					SHEET 1 OF 1		
INTEGRAL COACH FACTORY, CHENNAI - 600038					AAD11271		
					A3		

	17-10-2017	
DATE OF LATEST ALT.	DATE OF FIRST ISSUE	AME/SME

AAD11273

▽ ROUGH MACHINED	① ROUGH CLEANED
▽▽ FINISH MACHINED	② BURRS REMOVED
▽▽▽ FINE FINISH MACHINED	③ CHAMFERED

REVISIONS			
ALT.	ZONE	DESCRIPTION	APPROVED & DATE



ISOMETRIC VIEW

1	CHANNEL	5x290x451	1		IRS M-41-1997	4.970	
QTY.	DESCRIPTION	DIMENSIONS	ITEM NO.	REF. DRGS	MATL.SPEC.	WT/UNIT IN KGS	REMARKS
GROUP: UNDER FRAME		SURFACE AREA IN Sq.m.:0.261			WT/ASSY IN Kgs:		
CHANNEL					SCALE	SSE/D	
					1:2.5	CHD	
					ALT.	ALTD	
						DRN	K.Sethuraman
INDIAN RAILWAY STANDARDS				SHEET 1 OF 1			
INTEGRAL COACH FACTORY, CHENNAI - 600038						AAD11273	
DATE OF LATEST ALT.				AME/SME		A3	

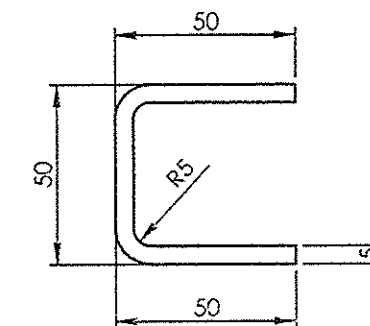
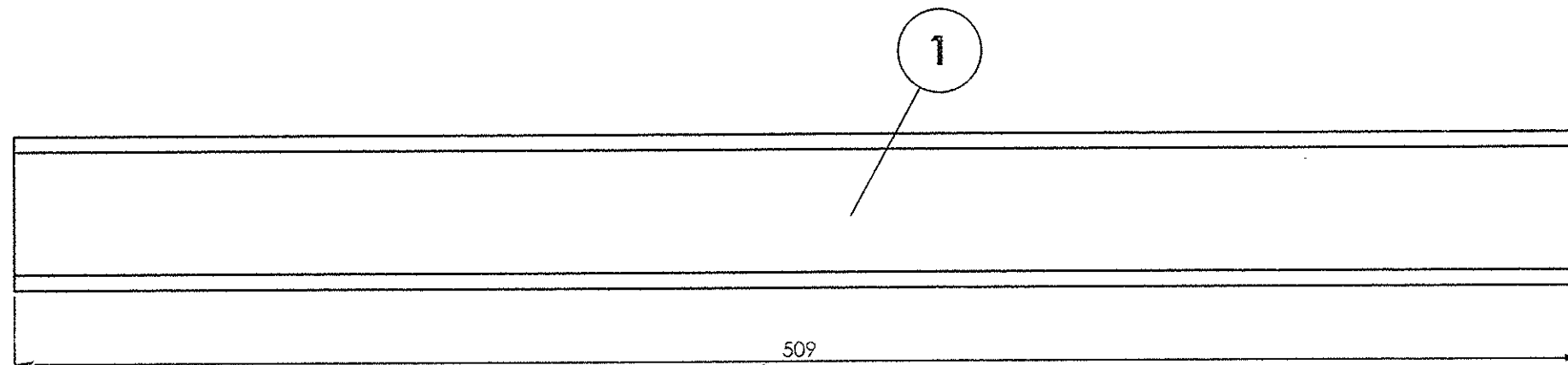
ALL DIMENSIONS ARE IN mm UNLESS OTHERWISE SPECIFIED. FOR UNTOLERANCED DIMENSIONS AND ROUGHNESS VALUES, REFER DRAWING NO ICY/STD 9-0 001.
ANY MANUAL ALTERATION SHALL AUTOMATICALLY RENDER THIS DRAWING INVALID. WELDING SYMBOLS ARE AS PER IS: 813: 1986.
WEIGHT GIVEN IN DRAWING IS FOR INDICATIVE PURPOSE ONLY

REF.DRG.NO.

AAD11275

▽ ROUGH MACHINED	⊙ ROUGH CLEANED
▽▽ FINISH MACHINED	⊙⊙ BURRS REMOVED
▽▽▽ FINE FINISH MACHINED	⊙⊙⊙ CHAMFERED

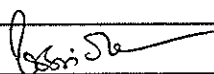
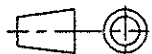
REVISIONS			
ALT.	ZONE	DESCRIPTION	APPROVED & DATE



ALL DIMENSIONS ARE IN mm UNLESS OTHERWISE SPECIFIED. FOR UNTOERANCED DIMENSIONS AND ROUGHNESS VALUES, REFER DRAWING NO ICF/STD 9-0 001.
ANY MANUAL ALTERATION SHALL AUTOMATICALLY RENDER THIS DRAWING INVALID. WELDING SYMBOLS ARE AS PER IS: 813:1986.
WEIGHT GIVEN IN DRAWING IS FOR INDICATIVE PURPOSE ONLY

REF.DRG.NO.

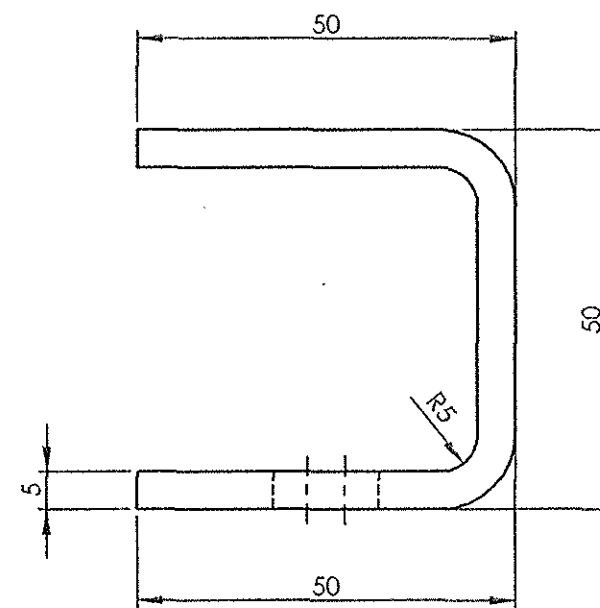
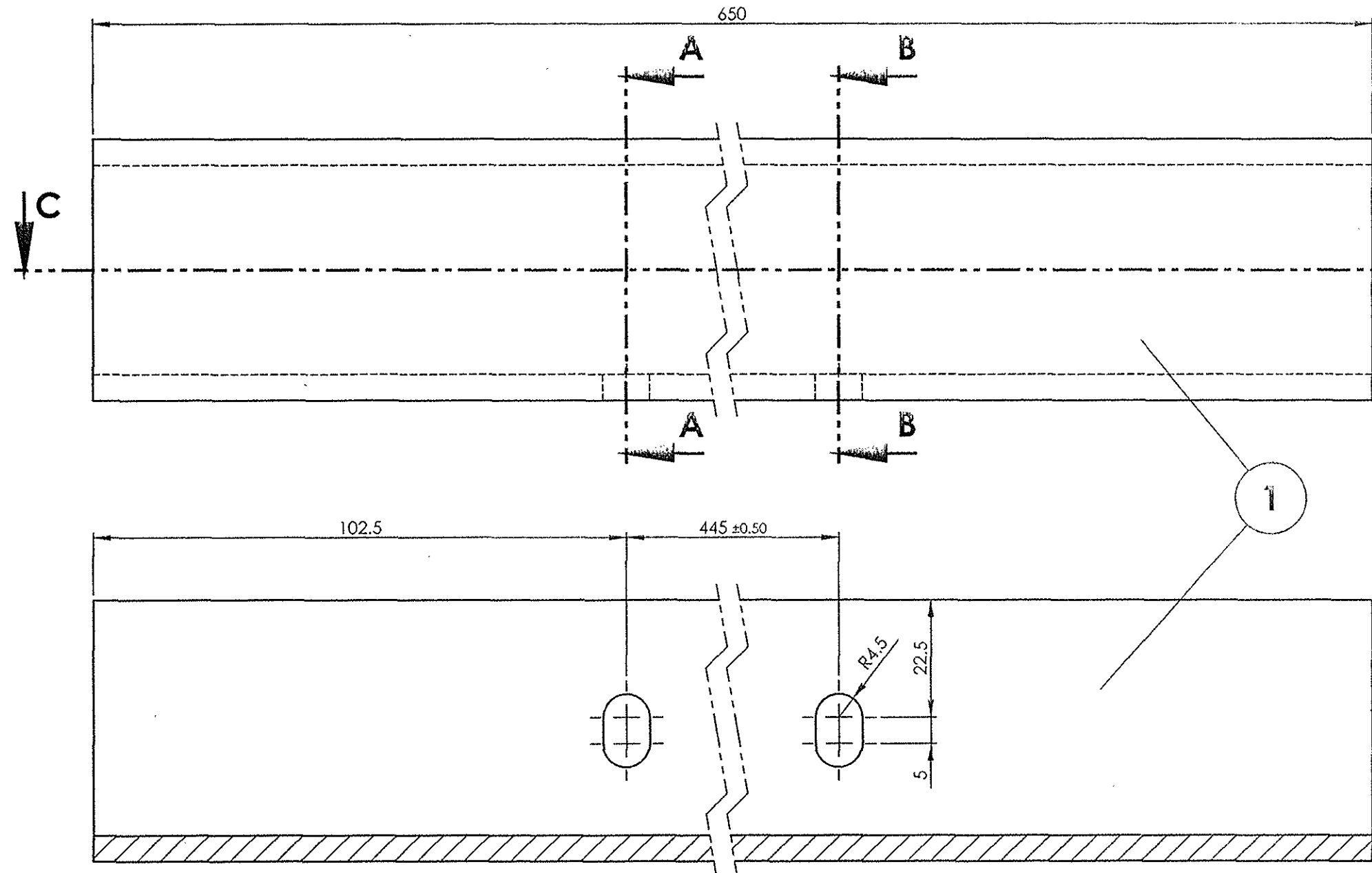
	10-10-2017	<i>[Signature]</i>
DATE OF LATEST ALT.	DATE OF FIRST ISSUE	AME/SME

1	CHANNEL	5x130x509	1		IRS M-41-1997	2.67	
QTY.	DESCRIPTION	DIMENSIONS	ITEM NO.	REF. DRGS	MATL.SPEC.	WT/UNIT IN KGS	REMARKS
GROUP: UNDERFRAME		SURFACE AREA IN Sq.m.:			WT/ASSY IN Kgs:		
CHANNEL					SCALE	SSE/D	
					1:2	CHD	
					ALT.	ALTD	
						DRN	K.SETHURAMAN
INDIAN RAILWAY STANDARDS INTEGRAL COACH FACTORY, CHENNAI - 600038							
					SHEET 1 OF 1		
					AAD11275		A3

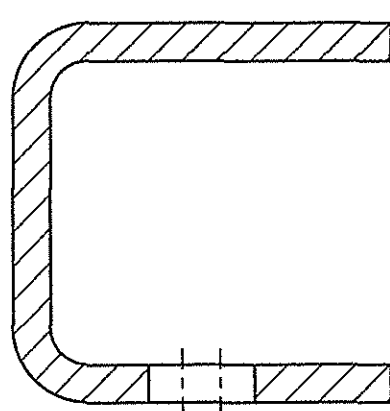
AAD11276

▽ ROUGH MACHINED	① ROUGH CLEANED
▽▽ FINISH MACHINED	①b BURRS REMOVED
▽▽▽ FINE FINISH MACHINED	①s CHAMFERED

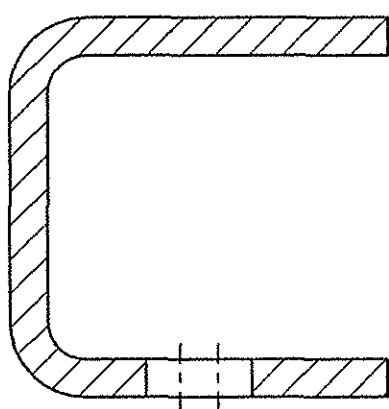
REVISIONS			
ALT.	ZONE	DESCRIPTION	APPROVED & DATE



SECTION C-C



SECTION A-A



SECTION B-B

1	CHANNEL	5x130x650	1		IRS M-41-1997	3.40	
QTY.	DESCRIPTION	DIMENSIONS	ITEM NO.	REF. DRGS	MATL.SPEC.	WT/UNIT IN KGS	REMARKS
GROUP: UNDERFRAME		SURFACE AREA IN Sq.m.:			WT/ASSY IN Kgs:		
CHANNEL				SCALE 1:1	SSE/D	[Signature]	
					CHD		
				ALT	ALTD		
				DRN	K.SETHURAMAN		
INDIAN RAILWAY STANDARDS				SHEET 1 OF 1	AAD11276		A2
INTEGRAL COACH FACTORY, CHENNAI - 600038							

ALL DIMENSIONS ARE IN mm UNLESS OTHERWISE SPECIFIED. FOR UNTOLERANCED DIMENSIONS AND ROUGHNESS VALUES, REFER DRAWING NO. ICF/STD-9-0-001. ANY MANUAL ALTERATION SHALL AUTOMATICALLY RENDER THIS DRAWING INVALID. WELDING SYMBOLS ARE AS PER IS:813-1986. WEIGHT GIVEN IN DRAWING IS FOR INDICATIVE PURPOSE ONLY.

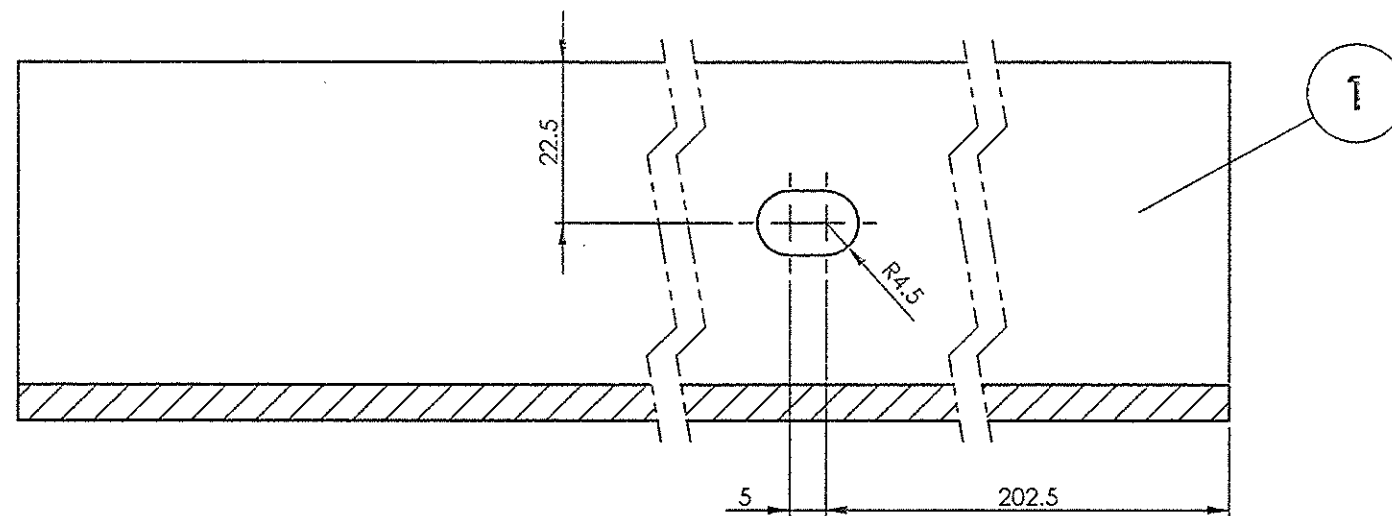
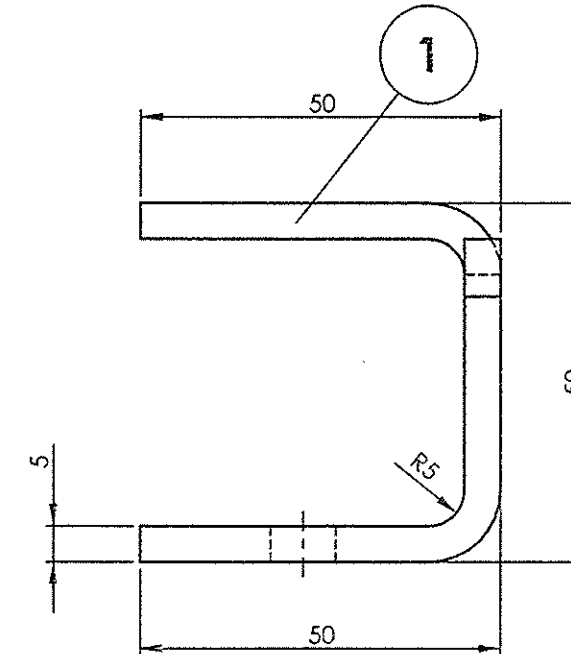
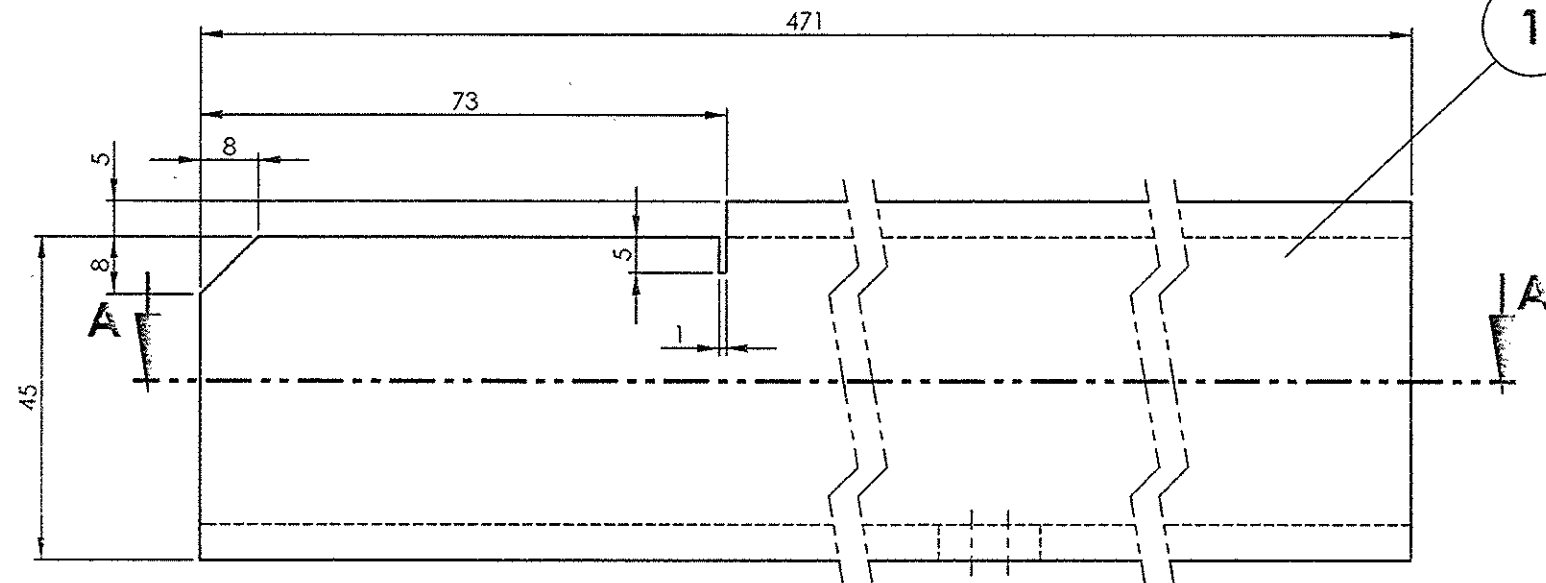
REF.DRG.NO.

DATE OF LATEST ALT.	10 -10-2017	AME/S/VE
---------------------	-------------	----------

AAD11277

▽ ROUGH MACHINED	⊙ ROUGH CLEANED
▽▽ FINISH MACHINED	⊙⊙ BURRS REMOVED
▽▽▽ FINE FINISH MACHINED	⊙⊙⊙ CHAMFERED

REVISIONS			
ALT.	ZONE	DESCRIPTION	APPROVED & DATE

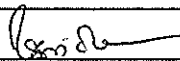
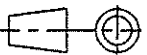


SECTION A-A

ALL DIMENSIONS ARE IN mm UNLESS OTHERWISE SPECIFIED. FOR UNTOLERANCED DIMENSIONS AND ROUGHNESS VALUES, REFER DRAWING NO ICF/STD 9 0 001.
ANY MANUAL ALTERATION SHALL AUTOMATICALLY RENDER THIS DRAWING INVALID. WELDING SYMBOLS ARE AS PER IS: 813 1986.
WEIGHT GIVEN IN DRAWING IS FOR INDICATIVE PURPOSE ONLY

REF.DRG.NO.

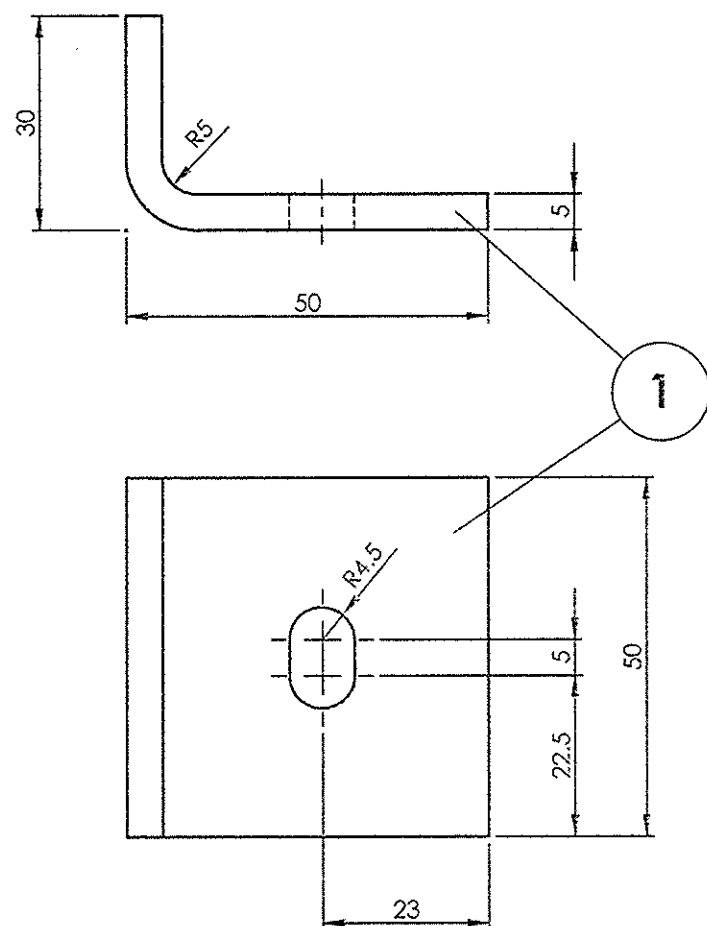
	10 -10-2017	
DATE OF LATEST ALT.	DATE OF FIRST ISSUE	AME/SME

1	CHANNEL	5x130x471	1		IRS M-41-1997	2.33	
QTY.	DESCRIPTION	DIMENSIONS	ITEM NO.	REF. DRGS	MATL.SPEC.	WT/UNIT IN KGS	REMARKS
GROUP: UNDERFRAME		SURFACE AREA IN Sq.m.:			WT/ASSY IN Kgs:		
CHANNEL					SCALE	SSE/D	
					1:1	CHD	
					ALT.	ALTD	
						DRN	K.SETHURAMAN
INDIAN RAILWAY STANDARDS							
INTEGRAL COACH FACTORY, CHENNAI - 600038				SHEET 1 OF 1		AAD11277	
						A3	



AAD11278

▽ ROUGH MACHINED	① ROUGH CLEANED
▽▽ FINISH MACHINED	② BURRS REMOVED
▽▽▽ FINE FINISH MACHINED	③ CHAMFERED

REVISIONS				APPROVED & DATE	
ALT.	ZONE	DESCRIPTION			



ALL DIMENSIONS ARE IN mm UNLESS OTHERWISE SPECIFIED. FOR UNTOLERANCED DIMENSIONS AND ROUGHNESS VALUES, REFER DRAWING NO IC/STD-9-0-001.
ANY MANUAL ALTERATION SHALL AUTOMATICALLY RENDER THIS DRAWING INVALID. WELDING SYMBOLS ARE AS PER IS: 813-1986.
WEIGHT GIVEN IN DRAWING IS FOR INDICATIVE PURPOSE ONLY

1	FIXING ANGLE	5x72x50	1		IRS M-41-1997	0.14	
QTY.	DESCRIPTION	DIMENSIONS	ITEM NO.	REF. DRGS	MATL.SPEC.	WT/UNIT IN KGS	REMARKS
GROUP: 1-1		SURFACE AREA IN Sq.m.:			WT/ASSY IN Kgs:		
FIXING ANGLE					SCALE	SSE/D	
					1:1	CHD	
					ALT.	ALTD	
						DRN	P.MURUGAN
INDIAN RAILWAY STANDARDS INTEGRAL COACH FACTORY, CHENNAI - 600038							
SHEET 1 OF 1					AAD11278		A3

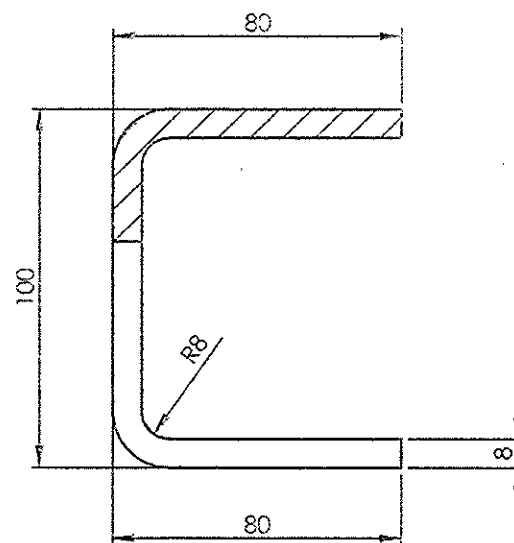
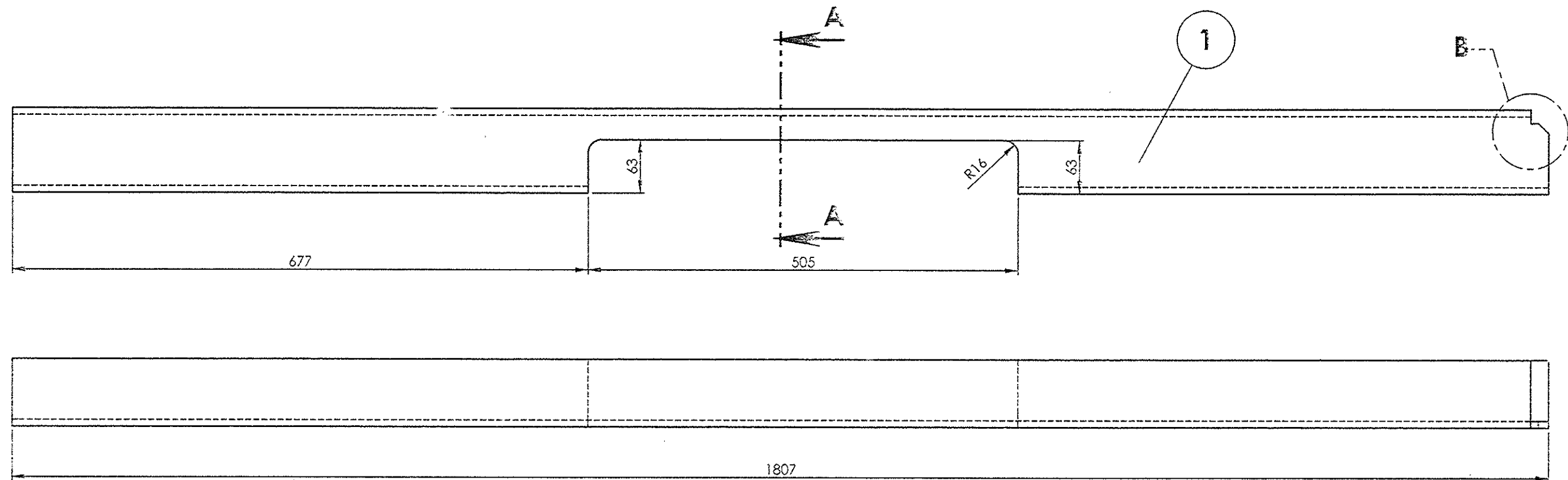
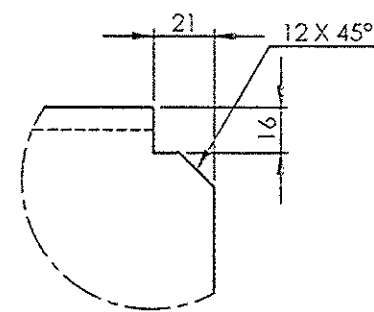
10-10-2017	
------------	--

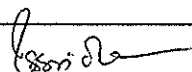
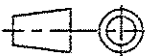
AAD11279

▽ ROUGH MACHINED	① ROUGH CLEANED
▽▽ FINISH MACHINED	② BURRS REMOVED
▽▽▽ FINISH MACHINED	③ CHAMFERED

REVISIONS

ALT.	ZONE	DESCRIPTION	APPROVED & DATE
------	------	-------------	-----------------

SECTION A-A
SCALE 1 : 2DETAIL B
SCALE 2 : 5

1	CHANNEL	8x228x1807	1		IRS M-41-1997	22.30		
QTY.	DESCRIPTION	DIMENSIONS	ITEM NO.	REF. DRGS	MATL.SPEC.	WT/UNIT IN KGS	REMARKS	
GROUP: 1-1		SURFACE AREA IN Sq.m.:			WT/ASSY IN Kgs:			
CHANNEL					SCALE	SSE/D		
					1:5	CHD		
					ALT.	ALTD		
						DRN	P.MURUGAN	
INDIAN RAILWAY STANDARDS INTEGRAL COACH FACTORY, CHENNAI - 600032								
					SHEET 1 OF 1		AAD11279	A3

REF.DRG.NO.DMU/DPC/SS-1-1-006, ITEM-21

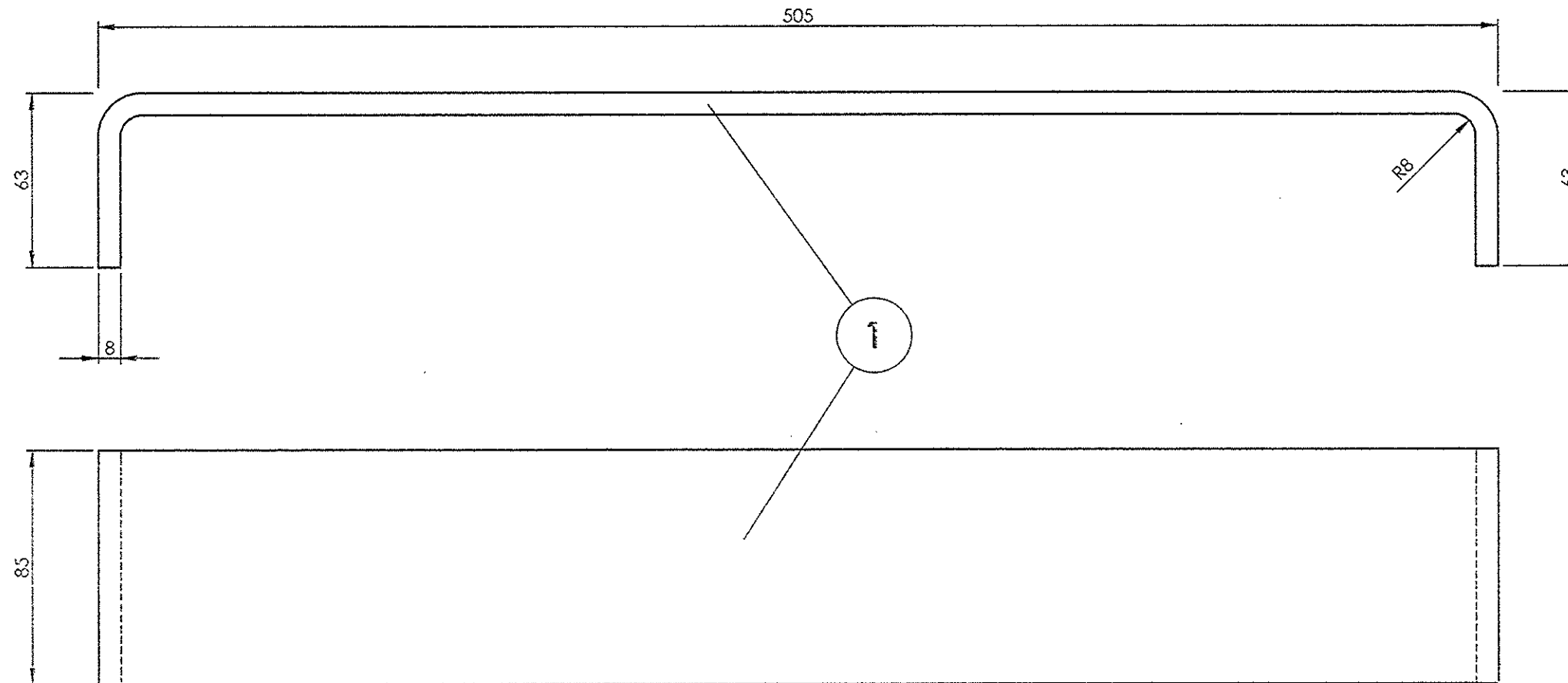
10	-10-2017	
DATE OF LATEST ALT.	DATE OF FIRST ISSUE	AME/SME

ALL DIMENSIONS ARE IN MM UNLESS OTHERWISE SPECIFIED. FOR UNTOLERANCED DIMENSIONS AND ROUGHNESS VALUES, REFER DRAWING NO ICE/SID 9-0-001.
ANY MANUAL ALTERATION SHALL AUTOMATICALLY RENDER THIS DRAWING INVALID. WELDING SYMBOLS ARE AS PER IS: 813-1986.
WEIGHT GIVEN IN DRAWING IS FOR INDICATIVE PURPOSE ONLY

AAD11280

▽ ROUGH MACHINED	⊖ ROUGH CLEANED
▽▽ FINISH MACHINED	⊖⊖ BURRS REMOVED
▽▽▽ FINE FINISH MACHINED	⊖⊖⊖ CHAMFERED

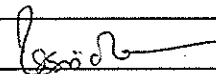
REVISIONS				APPROVED & DATE
ALT.	ZONE	DESCRIPTION		



ALL DIMENSIONS ARE IN mm UNLESS OTHERWISE SPECIFIED. FOR UNTOLERANCED DIMENSIONS AND ROUGHNESS VALUES, REFER DRAWING NO. ICY/STD-9-0-001.
ANY MANUAL ALTERATION SHALL AUTOMATICALLY RENDER THIS DRAWING INVALID. WELDING SYMBOLS ARE AS PER IS: 813-1986.
WEIGHT GIVEN IN DRAWING IS FOR INDICATIVE PURPOSE ONLY

REF.DRG.NO.

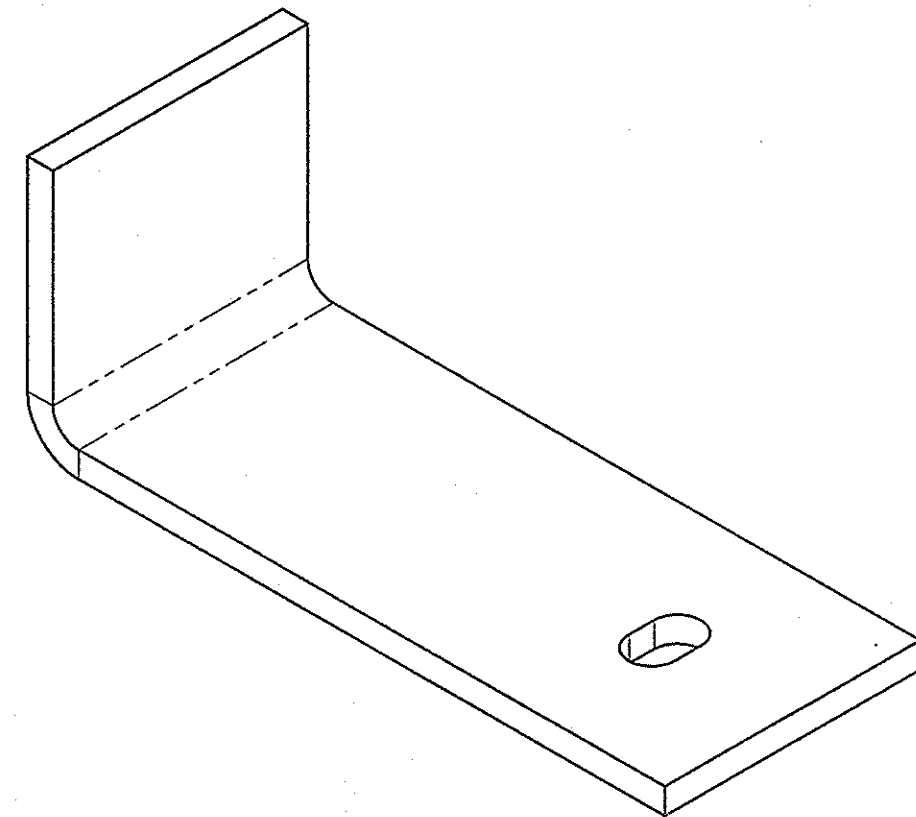
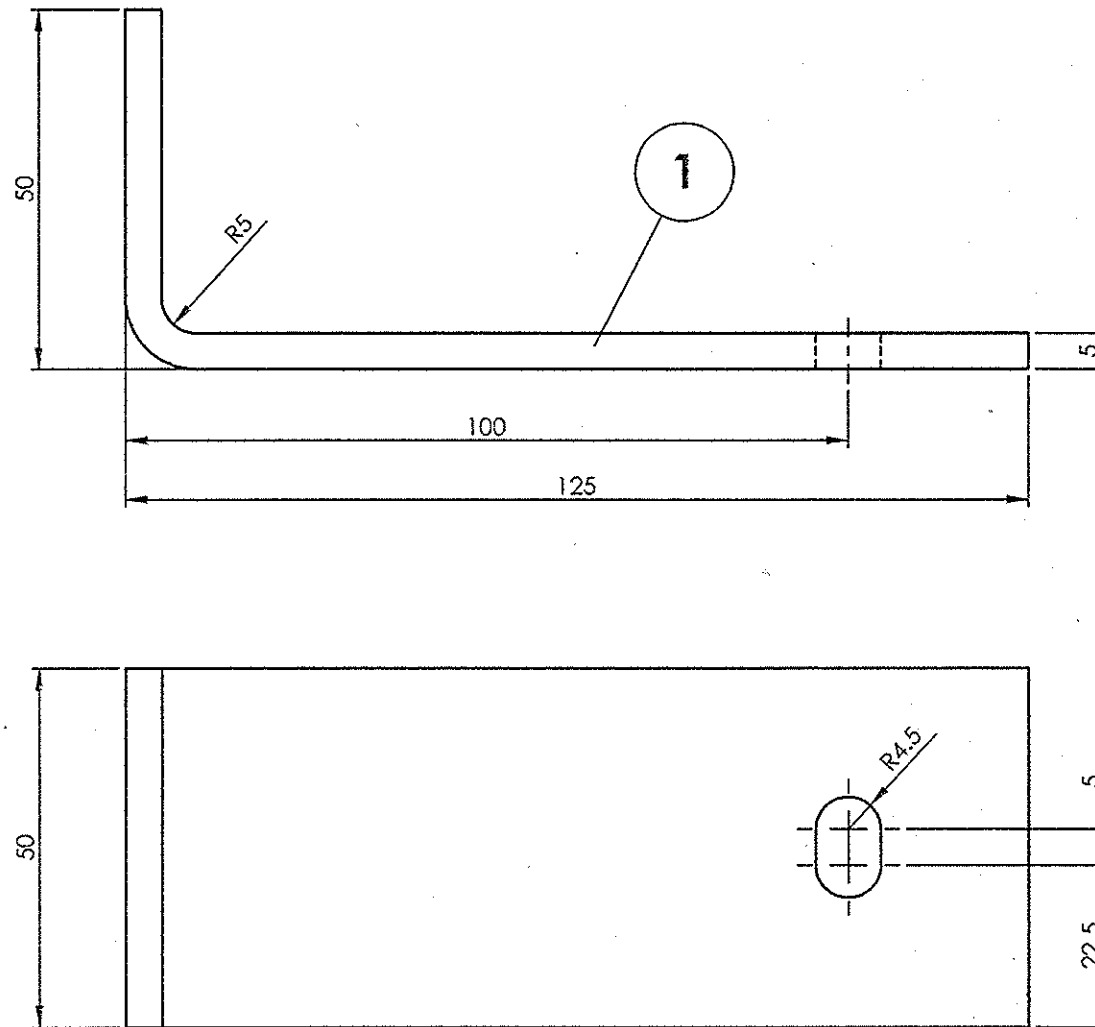
	10-10-2017	<i>K. SETHURAMAN</i>
DATE OF LATEST ALT.	DATE OF FIRST ISSUE	AME/SME

1	STIFFENING CHANNEL	8x85x599	1		IRS M-41-1997	3.23	
QTY.	DESCRIPTION	DIMENSIONS	ITEM NO.	REF. DRGS	MATL.SPEC.	WT/UNIT IN KGS	REMARKS
GROUP: 1-1		SURFACE AREA IN Sq.m.:			WT/ASSY IN Kgs:		
STIFFENING CHANNEL					SCALE	SSE/D	
					1:2	CHD	
					ALT.	ALTD	
						DRN	K.SETHURAMAN
					INDIAN RAILWAY STANDARDS		SHEET 1 OF 1
INTEGRAL COACH FACTORY, CHENNAI - 600038		AAD11280				A3	

AAD11281

▽ ROUGH MACHINED	③1 ROUGH CLEANED
▽▽ FINISH MACHINED	③2 BURRS REMOVED
▽▽▽ FINE FINISH MACHINED	③8 CHAMFERED

REVISIONS			
ALT.	ZONE	DESCRIPTION	APPROVED & DATE



ISOMETRIC VIEW

1	FIXING ANGLE	5x50x165	1		IRS M-41-1997	0.32			
QTY.	DESCRIPTION	DIMENSIONS	ITEM NO.	REF. DRGS	MATL.SPEC.	WT/UNIT IN KGS	REMARKS		
GROUP: 1-1		SURFACE AREA IN Sq.m.:		WT/ASSY IN Kgs:					
FIXING ANGLE					SCALE	SSE/D			
					1:1	CHD			
					ALT.	ALTD			
						DRN	P.MURUGAN		
INDIAN RAILWAY STANDARDS					SHEET 1 OF 1				
INTEGRAL COACH FACTORY, CHENNAI - 600038					AAD11281				
					A3				

ALL DIMENSIONS ARE IN mm UNLESS OTHERWISE SPECIFIED. FOR UNTOLERANCED DIMENSIONS AND ROUGHNESS VALUES, REFER DRAWING NO ICE/STD 9-0-001.
ANY MANUAL ALTERATION SHALL AUTOMATICALLY RENDER THIS DRAWING INVALID. WELDING SYMBOLS ARE AS PER IS: 813-1986.
WEIGHT GIVEN IN DRAWING IS FOR INDICATIVE PURPOSE ONLY

REF.DRG.NO.

	03-10-2017	
DATE OF LATEST ALT.	DATE OF FIRST ISSUE	AME/SME

1		2		3		4		5		6		7		8		
AAD11282				▽ ROUGH MACHINED		① ROUGH CLEANED		REVISIONS								
				▽▽ FINISH MACHINED		② BURRS REMOVED		ALT.		ZONE		DESCRIPTION			APPROVED & DATE	
				▽▽▽ FINE FINISH MACHINED		③ CHAMFERED										
A																
B																
C																
D																
E																
F																
ALL DIMENSIONS ARE IN mm UNLESS OTHERWISE SPECIFIED. FOR UNTOLERANCED DIMENSIONS AND ROUGHNESS VALUES, REFER DRAWING NO ICF/STD-9-0-001. ANY MANUAL ALTERATION SHALL AUTOMATICALLY RENDER THIS DRAWING INVALID. WELDING SYMBOLS ARE AS PER IS: 813-1986. WEIGHT GIVEN IN DRAWING IS FOR INDICATIVE PURPOSE ONLY																
REF.DRG.NO.																
1																
2																
3																
4																
5																
6																
7																
8																

1

110.5

50

5

140

5

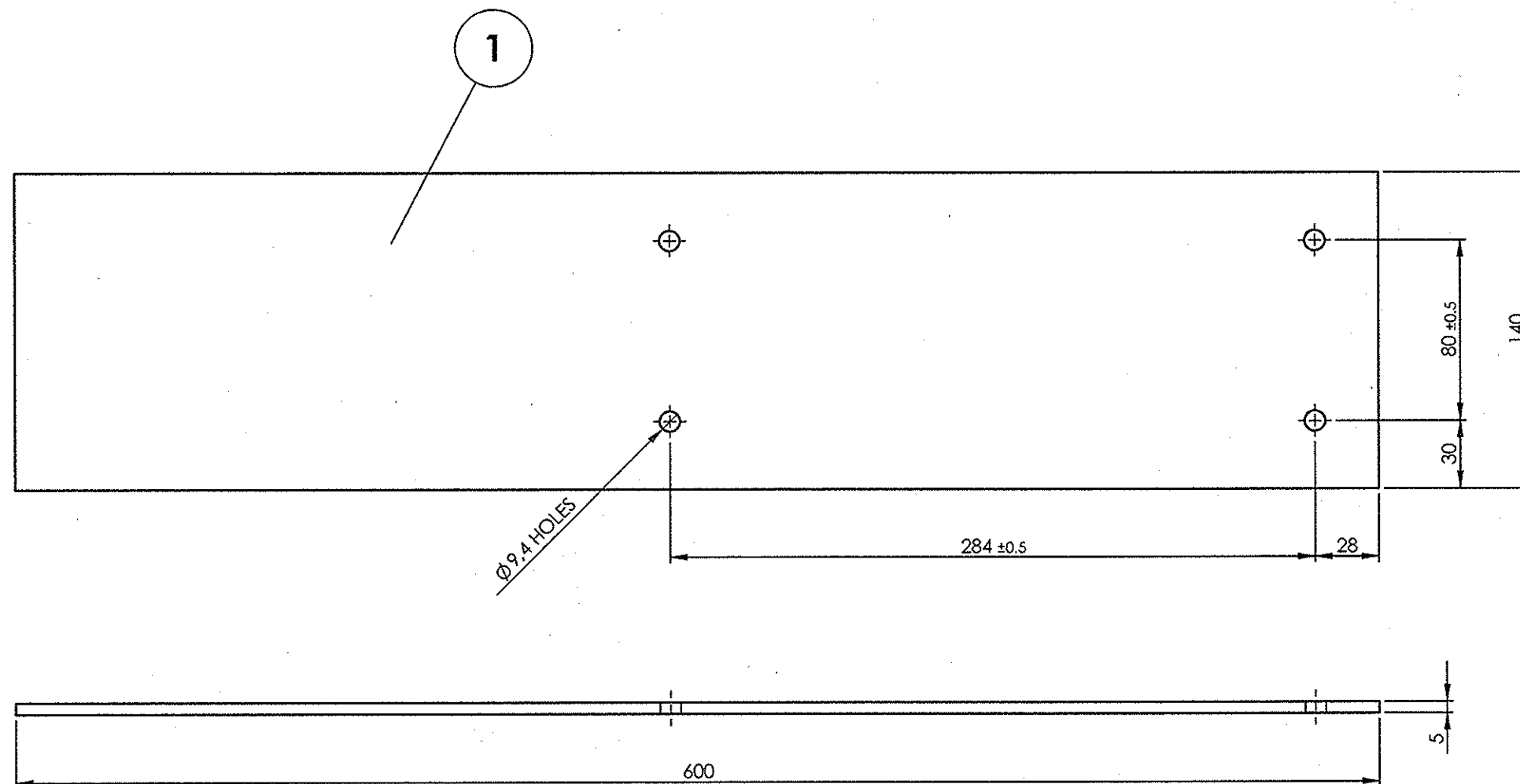
R4.5

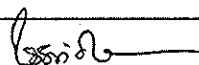


1	FIXING PLATE	5x50x140	1		SS-409M	0.28		
QTY.	DESCRIPTION	DIMENSIONS	ITEM NO.	REF. DRGS	MATL.SPEC.	WT/UNIT IN KGS	REMARKS	
GROUP: 1-1				SURFACE AREA IN Sq.m.:		WT/ASSY IN Kgs:		
FIXING PLATE					SCALE	SSE/D	K.Sethuraman	
					1:1	CHD		
					ALT.	ALTD		
						DRN	K.Sethuraman	
INDIAN RAILWAY STANDARDS					SHEET 1 OF 1			
INTEGRAL COACH FACTORY, CHENNAI - 600038								
DATE OF LATEST ALT.		24-10-2017	AME/SME		AAD11282			A3
DATE OF FIRST ISSUE								

AAD11283

▽ ROUGH MACHINED	① ROUGH CLEANED
▽▽ FINISH MACHINED	② BURRS REMOVED
▽▽▽ FINE FINISH MACHINED	③ CHAMFERED

REVISIONS			
ALT.	ZONE	DESCRIPTION	APPROVED & DATE



1	FLAT	5x140x600	1		IRS M-41-1997	3.29	
QTY.	DESCRIPTION	DIMENSIONS	ITEM NO.	REF. DRGS	MATL.SPEC.	WT/UNIT IN KGS	REMARKS
GROUP: 1-1		SURFACE AREA IN Sq.m.:			WT/ASSY IN Kgs:		
FLAT					SCALE	SSE/D	
					1:2.5	CHD	
					ALT.	ALTD	
					DRN	K.SETHURAMAN	
							
INDIAN RAILWAY STANDARDS				SHEET			
INTEGRAL COACH FACTORY, CHENNAI - 600038				1 OF 1			
AAD11283						A3	

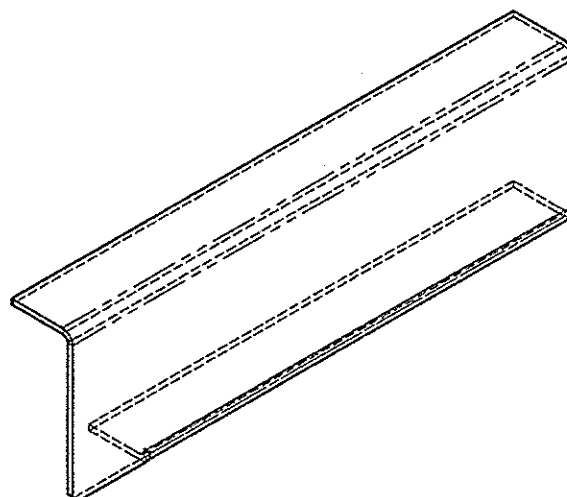
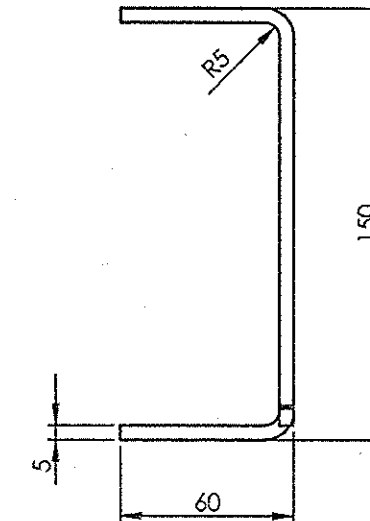
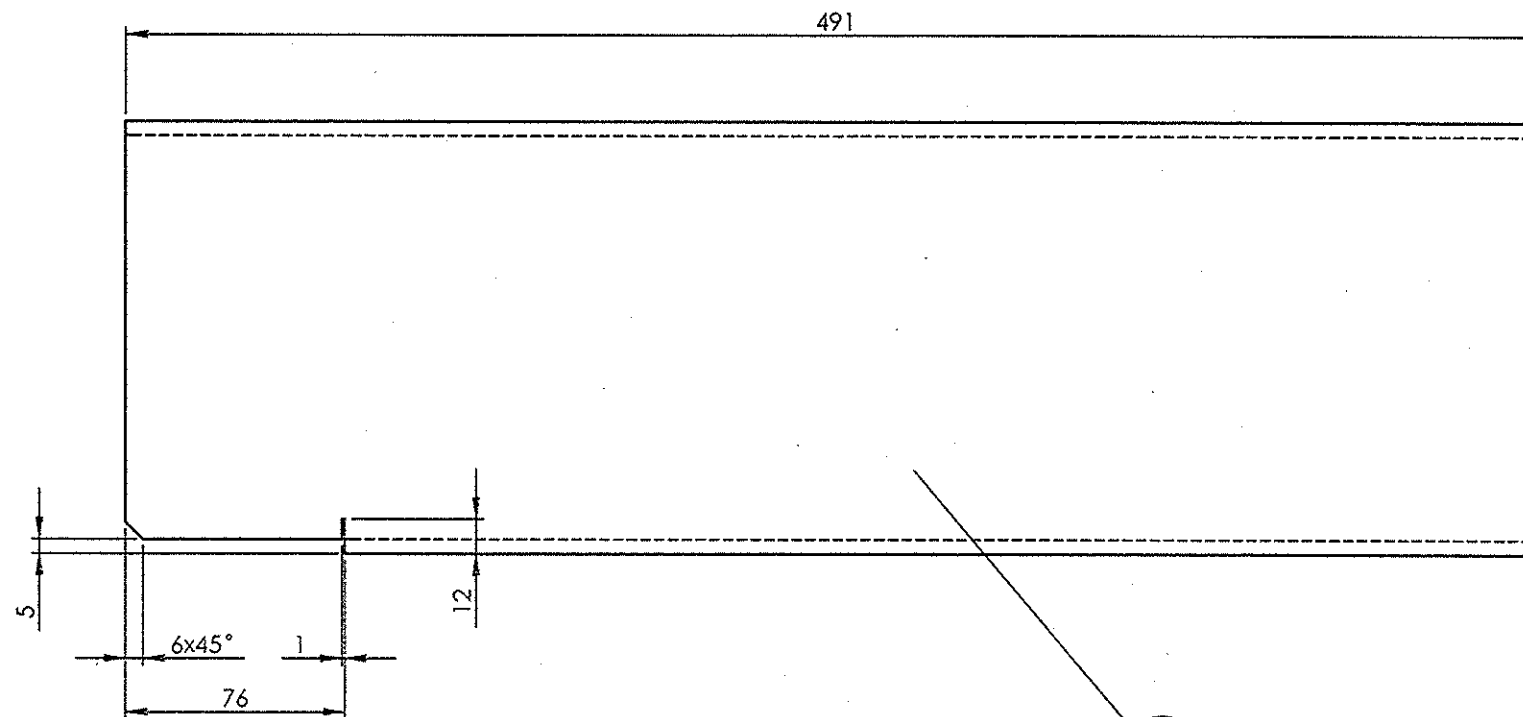
ALL DIMENSIONS ARE IN mm UNLESS OTHERWISE SPECIFIED. FOR UNTOLERANCED DIMENSIONS AND ROUGHNESS VALUES, REFER DRAWING NO ICF/STD 9-0-001. ANY MANUAL ALTERATION SHALL AUTOMATICALLY RENDER THIS DRAWING INVALID. WELDING SYMBOLS ARE AS PER IS: 813:1986. WEIGHT GIVEN IN DRAWING IS FOR INDICATIVE PURPOSE ONLY

REF.DRG.NO.ICF/MRVC/D/HC/BT-1-1-005/ITEM-13	DATE OF LATEST ALT.	DATE OF FIRST ISSUE	AME/SME
	24-10-2017		


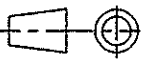
AAD11284

▽ ROUGH MACHINED	① ROUGH CLEANED
▽▽ FINISH MACHINED	② BURRS REMOVED
▽▽▽ FINE FINISH MACHINED	③ CHAMFERED

REVISIONS				APPROVED & DATE	
ALT.	ZONE	DESCRIPTION			



ISOMETRIC VIEW

1	CHANNEL	5x250x491	1		IRS M-41-1997	4.716		
QTY.	DESCRIPTION	DIMENSIONS	ITEM NO.	REF. DRGS	MATL.SPEC.	WT/UNIT IN KGS	REMARKS	
GROUP: UNDER FRAME		SURFACE AREA IN Sq.m.:0.248			WT/ASSY IN Kgs:			
CHANNEL					SCALE	SSE/D		
					1:2.5	CHD		
					ALT.	ALTD		
						DRN		K.Sethuraman
INDIAN RAILWAY STANDARDS INTEGRAL COACH FACTORY, CHENNAI - 600038								A3
					AAD11284			

ALL DIMENSIONS ARE IN mm, UNLESS OTHERWISE SPECIFIED. FOR UNTOLERANCED DIMENSIONS AND ROUGHNESS VALUES, REFER DRAWING NO ICF/STD 9.0.001.
ANY MANUAL ALTERATION SHALL AUTOMATICALLY RENDER THIS DRAWING INVALID. WELDING SYMBOLS ARE AS PER IS: 813:1986.
WEIGHT GIVEN IN DRAWING IS FOR INDICATIVE PURPOSE ONLY

REF.DRG.NO.

23 -10-2017

DATE OF LATEST ALT.

DATE OF FIRST ISSUE

AME/SME

INDIAN RAILWAY STANDARDS

INTEGRAL COACH FACTORY, CHENNAI - 600038

SHEET
1 OF 1

AAD11284

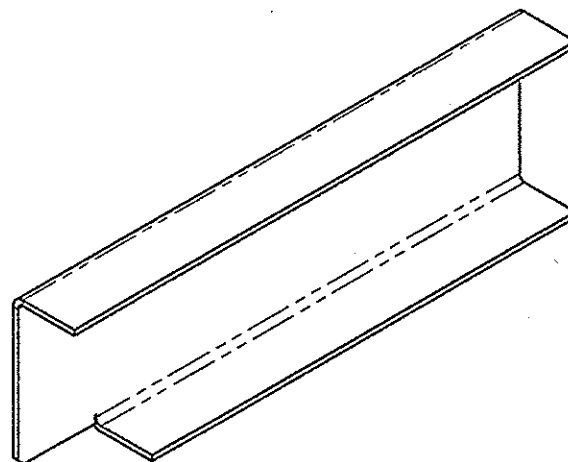
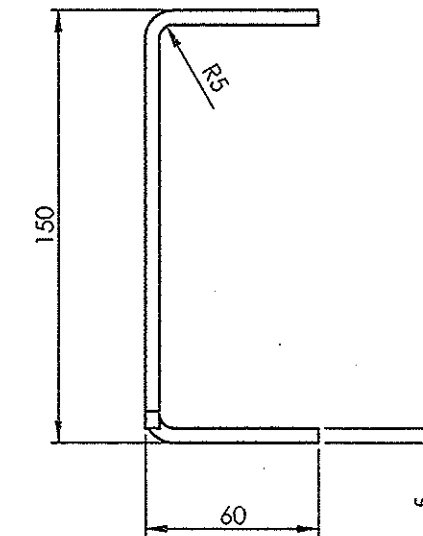
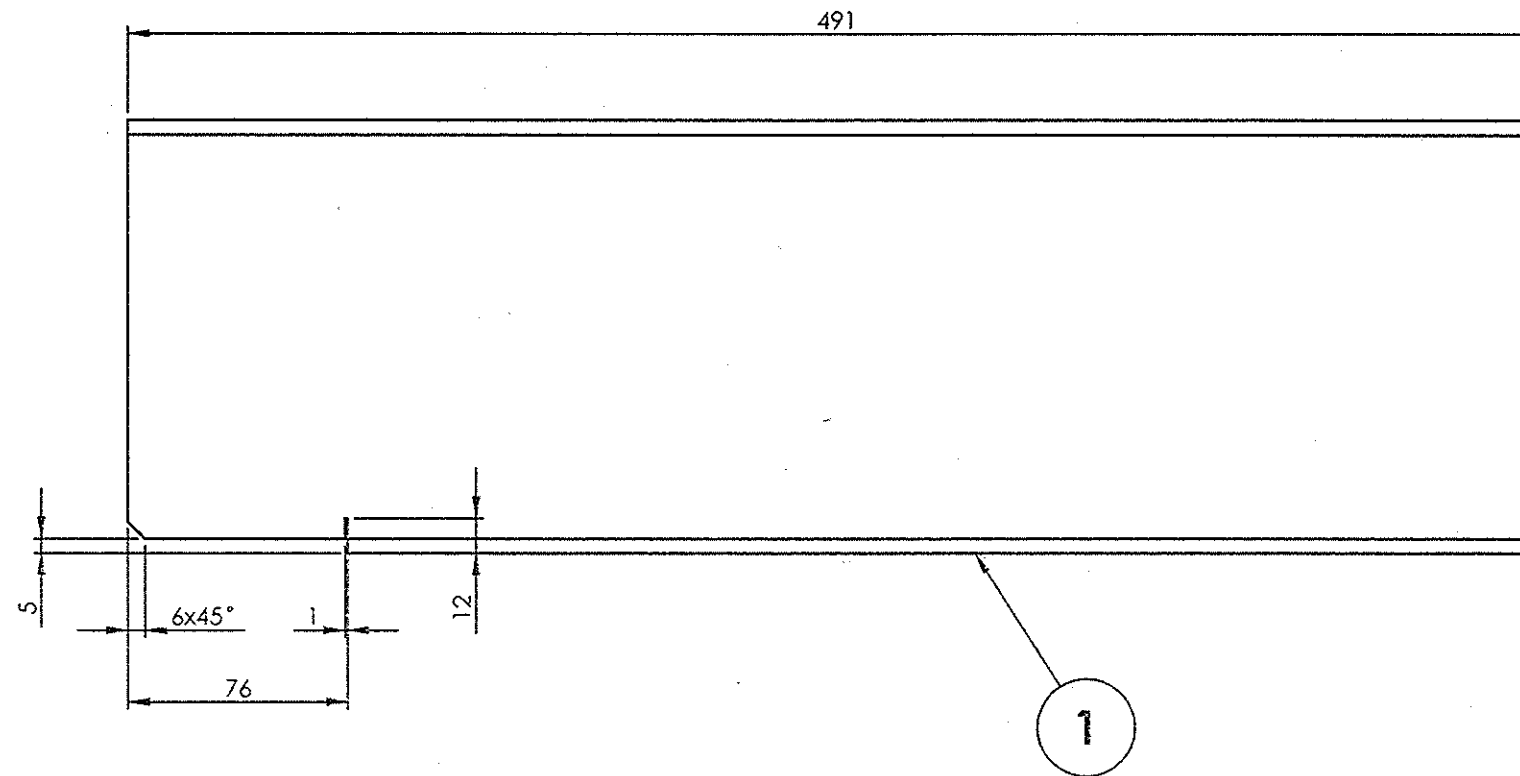
A3

AAD11285

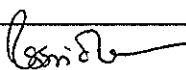
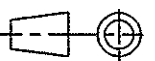
▽ ROUGH MACHINED	① ROUGH CLEANED
▽▽ FINISH MACHINED	② BURRS REMOVED
▽▽▽ FINE FINISH MACHINED	③ CHAMFERED

REVISIONS

ALT.	ZONE	DESCRIPTION	APPROVED & DATE
------	------	-------------	-----------------



ISOMETRIC VIEW

1	CHANNEL	5x250x491	1		IRS M-41-1997	4.716	
QTY.	DESCRIPTION	DIMENSIONS	ITEM NO.	REF. DRGS	MATL.SPEC.	WT/UNIT IN KGS	REMARKS
GROUP: UNDER FRAME		SURFACE AREA IN Sq.m.:0.248			WT/ASSY IN Kgs:		
CHANNEL					SCALE	SSE/D	
					1:2.5	CHD	
					ALT.	ALTD	
						DRN	K.Sethuraman
INDIAN RAILWAY STANDARDS INTEGRAL COACH FACTORY, CHENNAI - 600038							
					SHEET 1 OF 1		
					AAD11285		A3

ALL DIMENSIONS ARE IN mm UNLESS OTHERWISE SPECIFIED. FOR UNTOLERANCED DIMENSIONS AND ROUNDNESS VALUES, REFER DRAWING NO IC/STD 9 0 001.
ANY MANUAL ALTERATION SHALL AUTOMATICALLY RENDER THIS DRAWING INVALID. WELDING SYMBOLS ARE AS PER IS: 813 1986.
WEIGHT GIVEN IN DRAWING IS FOR INDICATIVE PURPOSE ONLY

REF.DRG.NO.

	23 -10-2017	K.Selhuraman
DATE OF LATEST ALT.	DATE OF FIRST ISSUE	AME/SME

1		2		3		4		5		6		7		8	
AAD11286				▽ ROUGH MACHINED		① ROUGH CLEANED		REVISIONS							
				▽▽ FINISH MACHINED		② BURRS REMOVED		ALT.		ZONE		DESCRIPTION			
				▽▽▽ FINE FINISH MACHINED		③ CHAMFERED		APPROVED & DATE							
A															
B															
C															
D															
E															
F															

ALL DIMENSIONS ARE IN mm UNLESS OTHERWISE SPECIFIED. FOR UNTOLERANCED DIMENSIONS AND ROUGHNESS VALUES, REFER DRAWING NO ICF/STD 9-0-001. ANY MANUAL ALTERATION SHALL AUTOMATICALLY RENDER THIS DRAWING INVALID. WELDING SYMBOLS ARE AS PER IS: 813-1986. WEIGHT GIVEN IN DRAWING IS FOR INDICATIVE PURPOSE ONLY

8

6

6

60

60

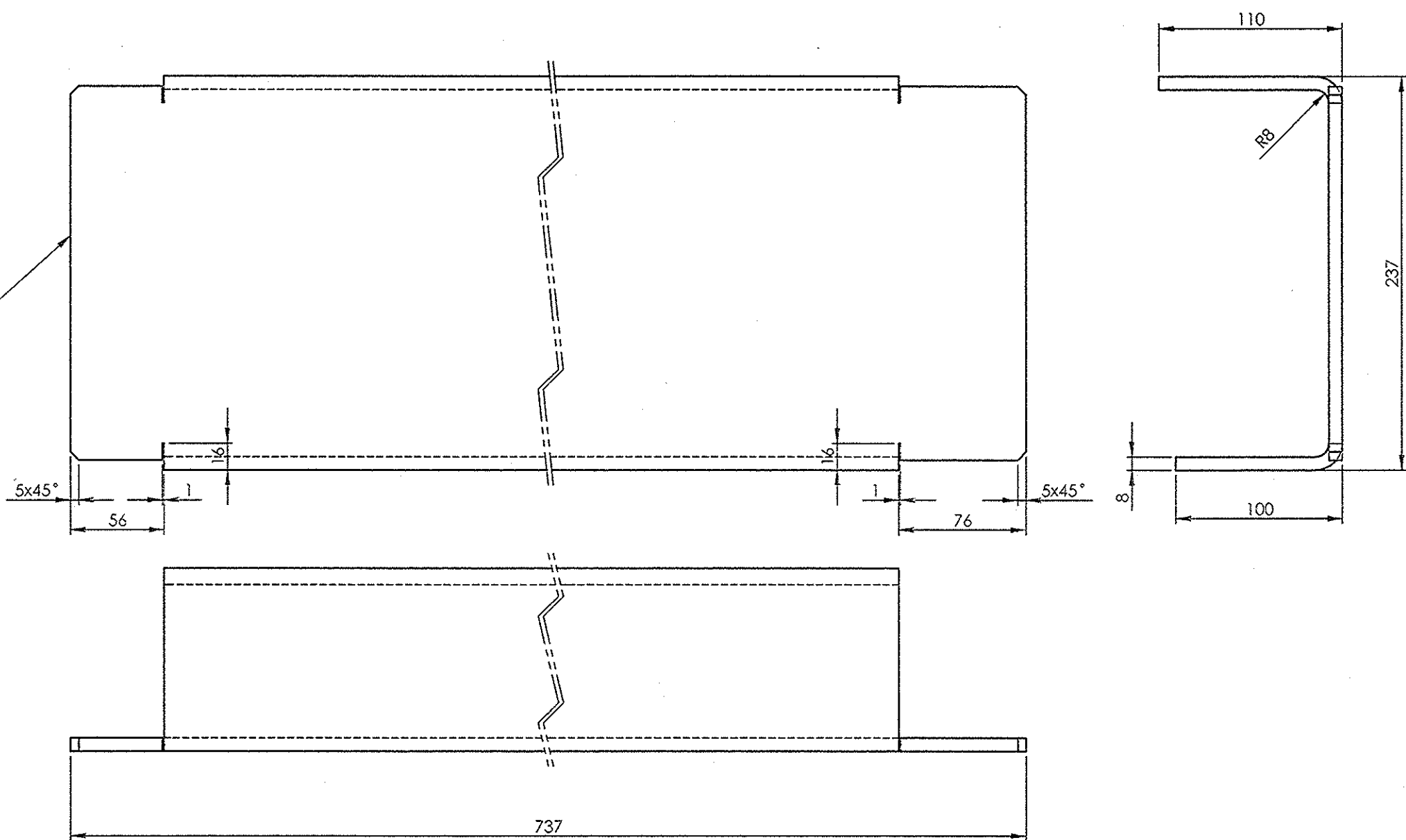
1

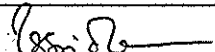
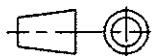
1	SCREWING PIECE	8x60x60	1		IRS M-41-1997	0.22		
QTY.	DESCRIPTION	DIMENSIONS	ITEM NO.	REF. DRGS	MATL.SPEC.	WT/UNIT IN KGS	REMARKS	
GROUP: 1-1		SURFACE AREA IN Sq.m.:		WT/ASSY IN Kgs:				
SCREWING PIECE					SCALE	SSE/D		
					2:1	CHD		
					ALT.	ALTD		
						DRN	K.SETHURAMAN	
INDIAN RAILWAY STANDARDS					SHEET 1 OF 1			
INTEGRAL COACH FACTORY, CHENNAI - 600038								
REF.DRG.NO.ICF/MRVC/D/HC-1-1-002/ITEM-23		DATE OF LATEST ALT.	DATE OF FIRST ISSUE	AME/SME	AAD11286			A3
1	2	3	4	5	6	7	8	

1		2		3		4		5		6		7		8																																																												
AAD11287				▽ ROUGH MACHINED		⊖ ROUGH CLEANED		REVISIONS																																																																		
				▽▽ FINISH MACHINED		⊖⊖ BURRS REMOVED		ALT.		ZONE		DESCRIPTION		APPROVED & DATE																																																												
				▽▽▽ FINE FINISH MACHINED		⊖⊖⊖ CHAMFERED																																																																				
<div>ALL DIMENSIONS ARE IN mm UNLESS OTHERWISE SPECIFIED. FOR UNTOLERANCED DIMENSIONS AND ROUGHNESS VALUES, REFER DRAWING NO ICF/STD-9-0-001. ANY MANUAL ALTERATION SHALL AUTOMATICALLY RENDER THIS DRAWING INVALID. WELDING SYMBOLS ARE AS PER IS: 813-1986. WEIGHT GIVEN IN DRAWING IS FOR INDICATIVE PURPOSE ONLY</div> <div><div>1</div><div><div><div>52.5</div><div>80</div><div>140</div><div>185</div><div>R27.5</div></div><div><div>217</div><div>5</div></div><div>ISOMETRIC VIEW</div></div></div>																																																																										
<table><tr><td>1</td><td>PLATE</td><td>5x217x185</td><td>1</td><td></td><td>IRS M-41-1997</td><td>1.31</td><td></td></tr><tr><td>QTY.</td><td>DESCRIPTION</td><td>DIMENSIONS</td><td>ITEM NO.</td><td>REF. DRGS</td><td>MATL.SPEC.</td><td>WT/UNIT IN KGS</td><td>REMARKS</td></tr><tr><td colspan="2">GROUP: 1-1</td><td colspan="2">SURFACE AREA IN Sq.m.:</td><td colspan="4">WT/ASSY IN Kgs:</td></tr><tr><td colspan="4" rowspan="4">PLATE</td><td>SCALE</td><td>SSE/D</td><td colspan="2">1:2</td></tr><tr><td>ALT.</td><td>CHD</td><td colspan="2"></td></tr><tr><td>ALT.</td><td>ALTD</td><td colspan="2"></td></tr><tr><td>DRN</td><td colspan="2">K.SETHURAMAN</td></tr><tr><td colspan="4">INDIAN RAILWAY STANDARDS</td><td colspan="2">SHEET 1 OF 1</td><td colspan="2">A3</td></tr><tr><td colspan="4">INTEGRAL COACH FACTORY, CHENNAI - 600038</td><td colspan="2"></td><td colspan="2"></td></tr></table>																1	PLATE	5x217x185	1		IRS M-41-1997	1.31		QTY.	DESCRIPTION	DIMENSIONS	ITEM NO.	REF. DRGS	MATL.SPEC.	WT/UNIT IN KGS	REMARKS	GROUP: 1-1		SURFACE AREA IN Sq.m.:		WT/ASSY IN Kgs:				PLATE				SCALE	SSE/D	1:2		ALT.	CHD			ALT.	ALTD			DRN	K.SETHURAMAN		INDIAN RAILWAY STANDARDS				SHEET 1 OF 1		A3		INTEGRAL COACH FACTORY, CHENNAI - 600038							
1	PLATE	5x217x185	1		IRS M-41-1997	1.31																																																																				
QTY.	DESCRIPTION	DIMENSIONS	ITEM NO.	REF. DRGS	MATL.SPEC.	WT/UNIT IN KGS	REMARKS																																																																			
GROUP: 1-1		SURFACE AREA IN Sq.m.:		WT/ASSY IN Kgs:																																																																						
PLATE				SCALE	SSE/D	1:2																																																																				
				ALT.	CHD																																																																					
				ALT.	ALTD																																																																					
				DRN	K.SETHURAMAN																																																																					
INDIAN RAILWAY STANDARDS				SHEET 1 OF 1		A3																																																																				
INTEGRAL COACH FACTORY, CHENNAI - 600038																																																																										
REF.DRG.NO.		28-09-2017		AME/SME																																																																						
DATE OF LATEST ALT.		DATE OF FIRST ISSUE																																																																								

①

REVISIONS			
ALT.	ZONE	DESCRIPTION	APPROVED & DATE

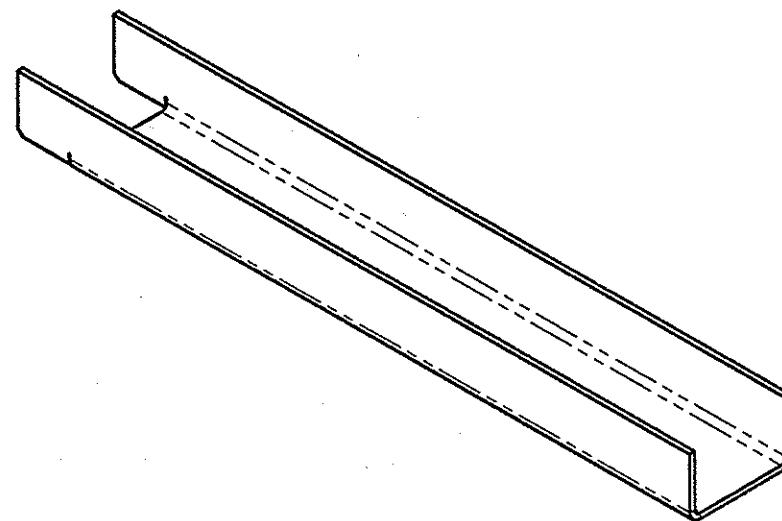
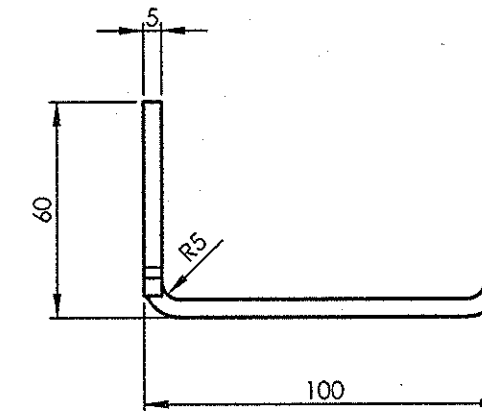
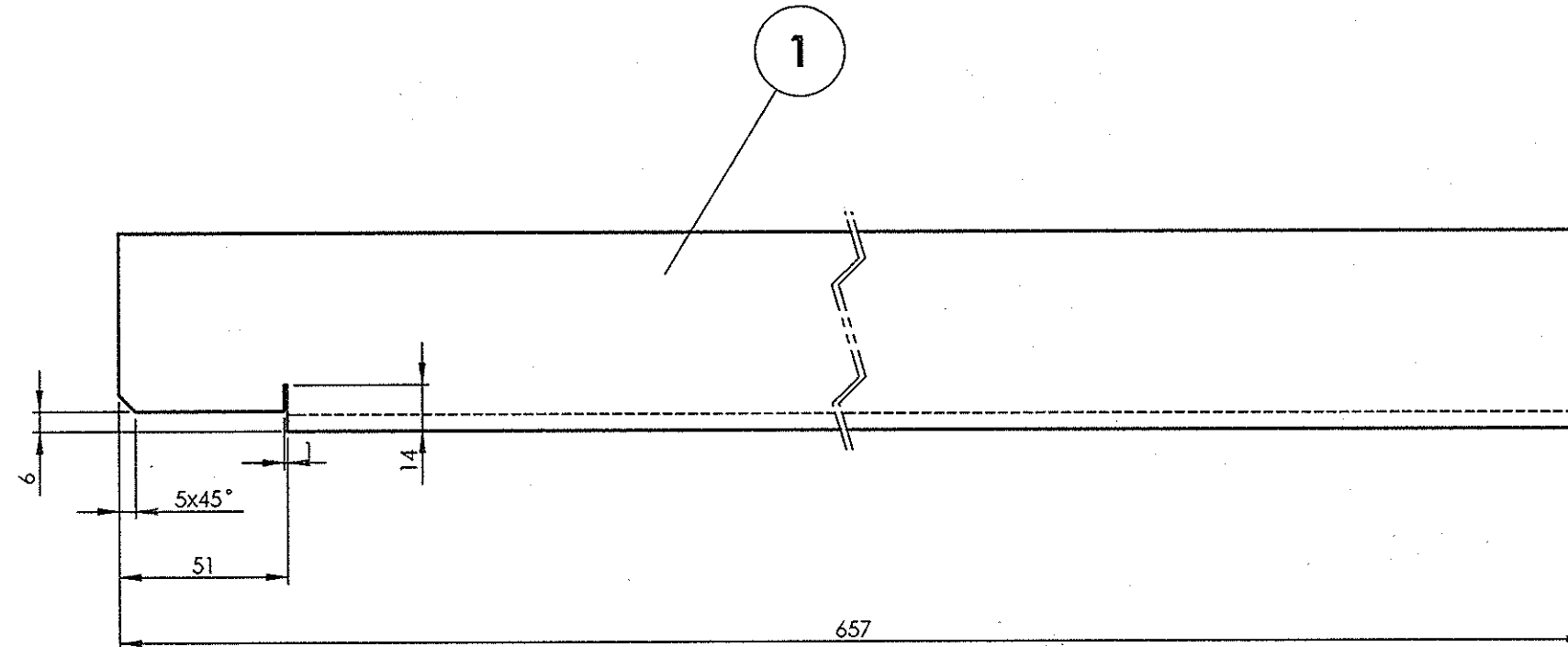


1	CHANNEL	8x415x737	1		IRS M-41-1997	17.84	
QTY.	DESCRIPTION	DIMENSIONS	ITEM NO.	REF. DRGS	MATL.SPEC.	WT/UNIT IN KGS	REMARKS
GROUP: 1-1		SURFACE AREA IN Sq.m.:			WT/ASSY IN Kgs:		
CHANNEL					SCALE	SSE/D	
					1:3	CHD	
					ALT.	ALTD	
						DRN	K.SETHURAMAN
INDIAN RAILWAY STANDARDS INTEGRAL COACH FACTORY, CHENNAI - 600038				SHEET 1 OF 1			
					AAD11288		A3

AAD11289

▽ ROUGH MACHINED	① ROUGH CLEANED
▽▽ FINISH MACHINED	② BURRS REMOVED
▽▽▽ FINE FINISH MACHINED	③ CHAMFERED

REVISIONS				APPROVED & DATE	
ALT.	ZONE	DESCRIPTION			





ISOMETRIC VIEW

ALL DIMENSIONS ARE IN mm UNLESS OTHERWISE SPECIFIED. FOR UNTOLERANCED DIMENSIONS AND ROUGHNESS VALUES, REFER DRAWING NO ICF/STD-9-0-001.
ANY MANUAL ALTERATION SHALL AUTOMATICALLY RENDER THIS DRAWING INVALID. WELDING SYMBOLS ARE AS PER IS: 813-1986.
WEIGHT GIVEN IN DRAWING IS FOR INDICATIVE PURPOSE ONLY

REF.DRG.NO.

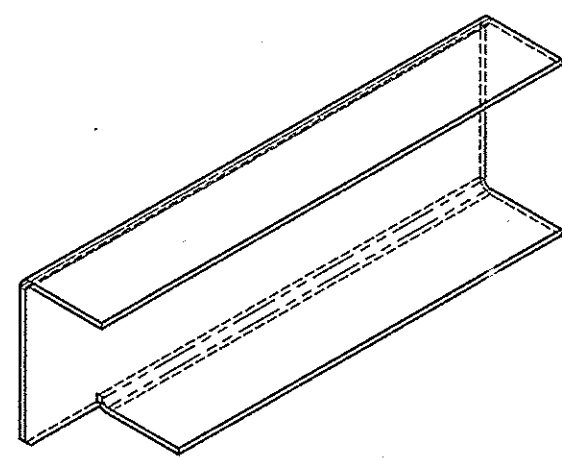
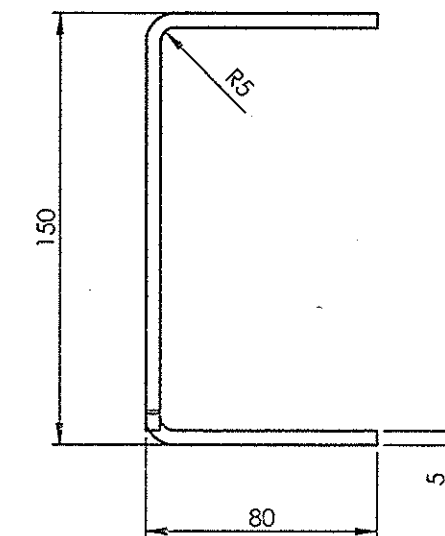
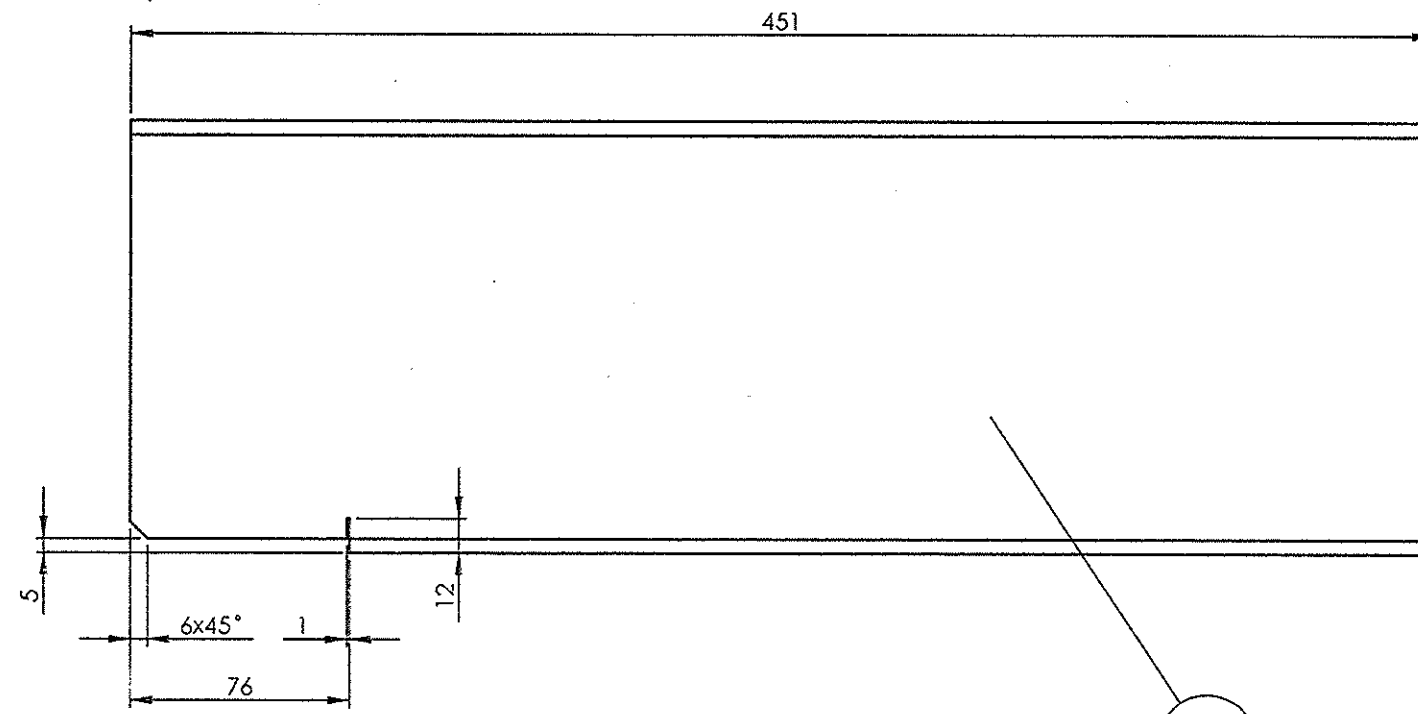
	24-10-2017	
DATE OF LATEST ALT.	DATE OF FIRST ISSUE	AME/SME

1	CHANNEL	5x200x657	1		IRS M-41-1997	5.06		
QTY.	DESCRIPTION	DIMENSIONS	ITEM NO.	REF. DRGS	MATL.SPEC.	WT/UNIT IN KGS	REMARKS	
GROUP: 1-1		SURFACE AREA IN Sq.m.:			WT/ASSY IN Kgs:			
CHANNEL					SCALE	SSE/D		
					1:2	CHD		
					ALT.	ALTD		
						DRN		K.SETHURAMAN
INDIAN RAILWAY STANDARDS INTEGRAL COACH FACTORY, CHENNAI - 600038								
					SHEET 1 OF 1			
					AAD11289			A3

AAD11290

▽ ROUGH MACHINED	① ROUGH CLEANED
▽▽ FINISH MACHINED	② BURRS REMOVED
▽▽▽ FINE FINISH MACHINED	③ CHAMFERED

REVISIONS			
ALT.	ZONE	DESCRIPTION	APPROVED & DATE

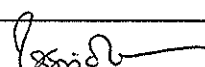



ISOMETRIC VIEW

ALL DIMENSIONS ARE IN mm UNLESS OTHERWISE SPECIFIED. FOR UNTOLERANCED DIMENSIONS AND ROUGHNESS VALUES, REFER DRAWING NO. ICF/STD 9-0-001.
ANY MANUAL ALTERATION SHALL AUTOMATICALLY RENDER THIS DRAWING INVALID. WELDING SYMBOLS ARE AS PER IS: 813:1986.
WEIGHT GIVEN IN DRAWING IS FOR INDICATIVE PURPOSE ONLY

REF.DRG.NO.

	23-10-2017	
DATE OF LATEST ALT.	DATE OF FIRST ISSUE	AME/SME

1	CHANNEL	5x290x451	1		IRS M-41-1997	4.967	
QTY.	DESCRIPTION	DIMENSIONS	ITEM NO.	REF. DRGS	MATL.SPEC.	WT/UNIT IN KGS	REMARKS
GROUP: UNDER FRAME		SURFACE AREA IN Sq.m.:0.261			WT/ASSY IN Kgs:		
CHANNEL					SCALE	SSE/D	
					1:2.5	CHD	
					ALT.	ALTD	
						DRN	K.Sethuraman
INDIAN RAILWAY STANDARDS INTEGRAL COACH FACTORY, CHENNAI - 600038				SHEET 1 OF 1			
					AAD11290		A3

1		2		3		4		5		6		7		8			
AAD11291				▽ ROUGH MACHINED		⑨1 ROUGH CLEANED		REVISIONS									
				▽▽ FINISH MACHINED		⑨1b BURRS REMOVED		ALT.		ZONE		DESCRIPTION				APPROVED & DATE	
				▽▽▽ FINE FINISH MACHINED		⑨18 CHAMFERED											
<div><div>1</div><div><div></div><div>250</div></div><div><div></div><div>30</div></div><div><div></div><div>5</div></div></div>																	
ALL DIMENSIONS ARE IN mm UNLESS OTHERWISE SPECIFIED. FOR UNTOLERANCED DIMENSIONS AND ROUGHNESS VALUES, REFER DRAWING NO ICT/STD-9-0-001. ANY MANUAL ALTERATION SHALL AUTOMATICALLY RENDER THIS DRAWING INVALID. WELDING SYMBOLS ARE AS PER IS: 813:1986. WEIGHT GIVEN IN DRAWING IS FOR INDICATIVE PURPOSE ONLY																	
REF.DRG.NO.		DATE OF LATEST ALT.		DATE OF FIRST ISSUE		AME/SME		INDIAN RAILWAY STANDARDS				SHEET 1 OF 1		AAD11291		A3	
				24-10-2017				INTEGRAL COACH FACTORY, CHENNAI - 600038									
1		2		3		4		5		6		7		8			

1	PLATE	5x30x250	1		RDSO/SPEC C-K201 X2 Cr Ni N 18.7	0.30	2D FINISH TAB-1&2
QTY.	DESCRIPTION	DIMENSIONS	ITEM NO.	REF. DROS	MATL.SPEC.	WT/UNIT IN KGS	REMARKS
GROUP: 1-1		SURFACE AREA IN Sq.m.:		WT/ASSY IN Kgs:			
PLATE				SCALE 1:1	SSE/D	CHD	
				ALT.	ALTD	DRN	
				K.SETHURAMAN			

1		2		3		4		5		6		7		8		
AAD11292				▽ ROUGH MACHINED		③1 ROUGH CLEANED		REVISIONS								
				▽▽ FINISH MACHINED		③15 BURRS REMOVED		ALT.		ZONE		DESCRIPTION			APPROVED & DATE	
				▽▽▽ FINE FINISH MACHINED		③18 CHAMFERED										
A																
B																
C																
D																
E																
F																
ALL DIMENSIONS ARE IN mm UNLESS OTHERWISE SPECIFIED. FOR UNTOLERANCED DIMENSIONS AND ROUGHNESS VALUES, REFER DRAWING NO ICF/STD-9-0-001. ANY MANUAL ALTERATION SHALL AUTOMATICALLY RENDER THIS DRAWING INVALID. WELDING SYMBOLS ARE AS PER IS: 813 1986. WEIGHT GIVEN IN DRAWING IS FOR INDICATIVE PURPOSE ONLY																
REF.DRG.NO.																
DATE OF LATEST ALT.																
DATE OF FIRST ISSUE																
AME/SME																
INDIAN RAILWAY STANDARDS																
INTEGRAL COACH FACTORY, CHENNAI - 600038																
SHEET 1 OF 1																
AAD11292																
A3																
1		2		3		4		5		6		7		8		

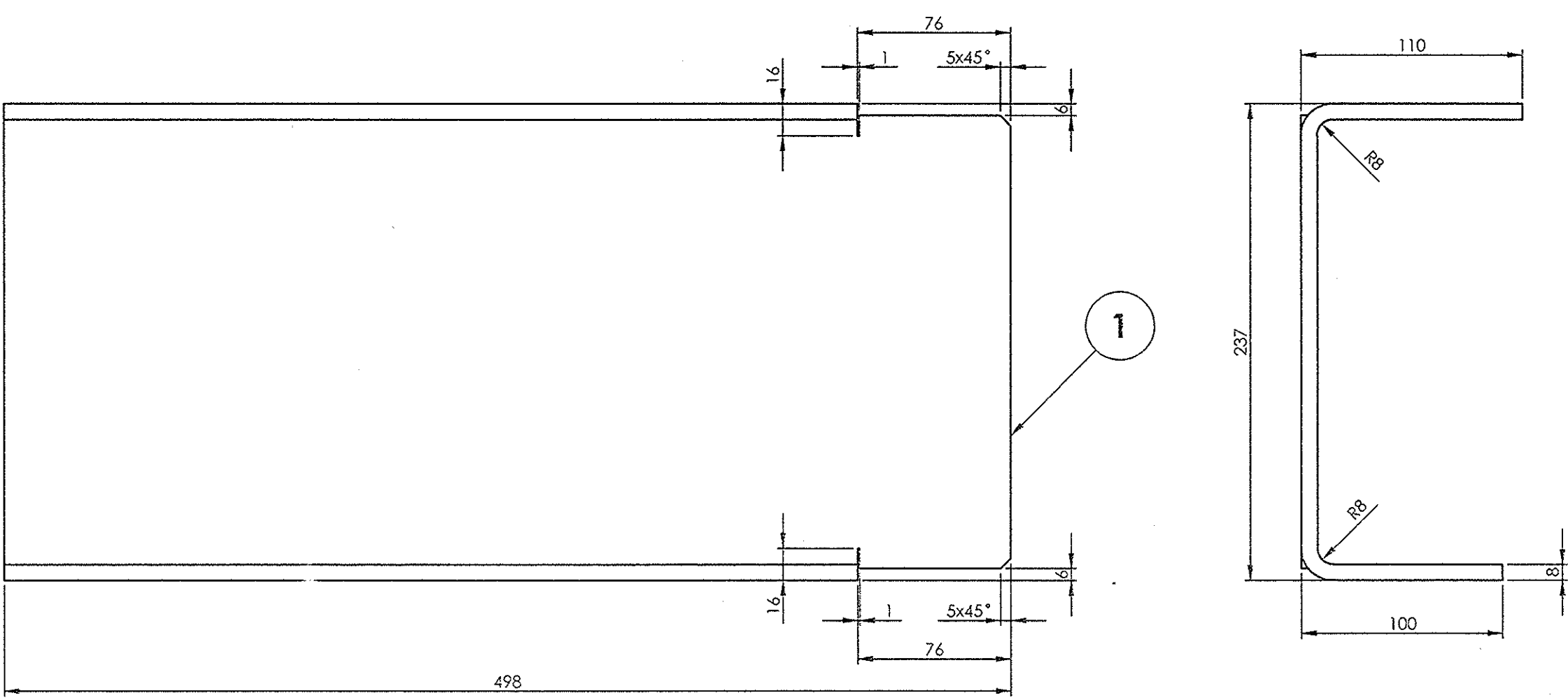
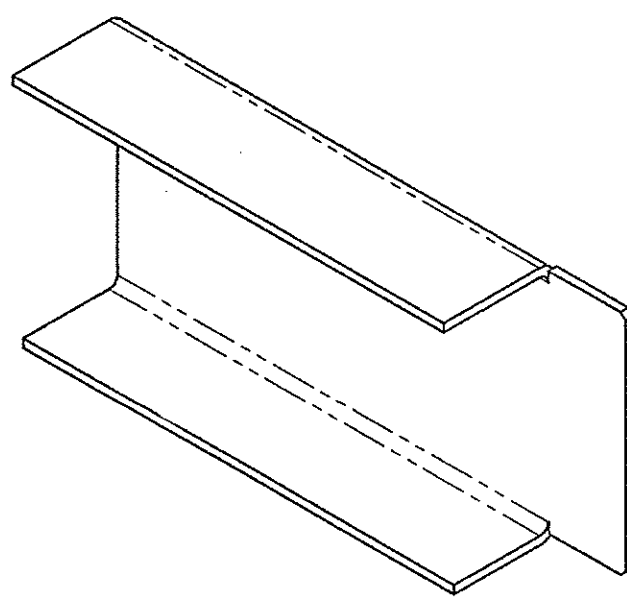
1

30

160

5

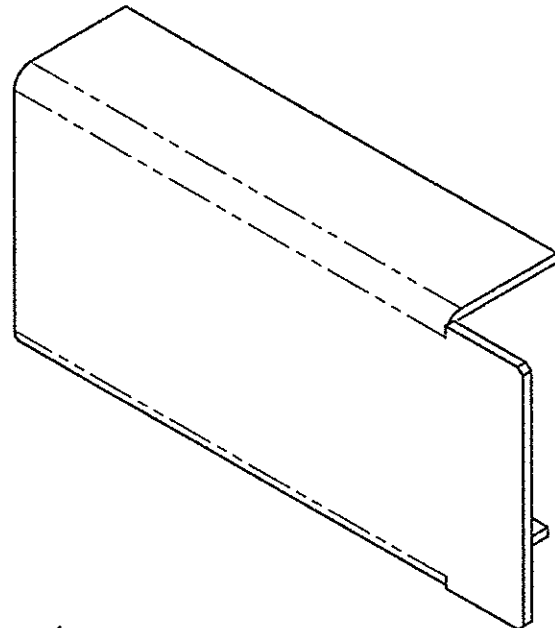
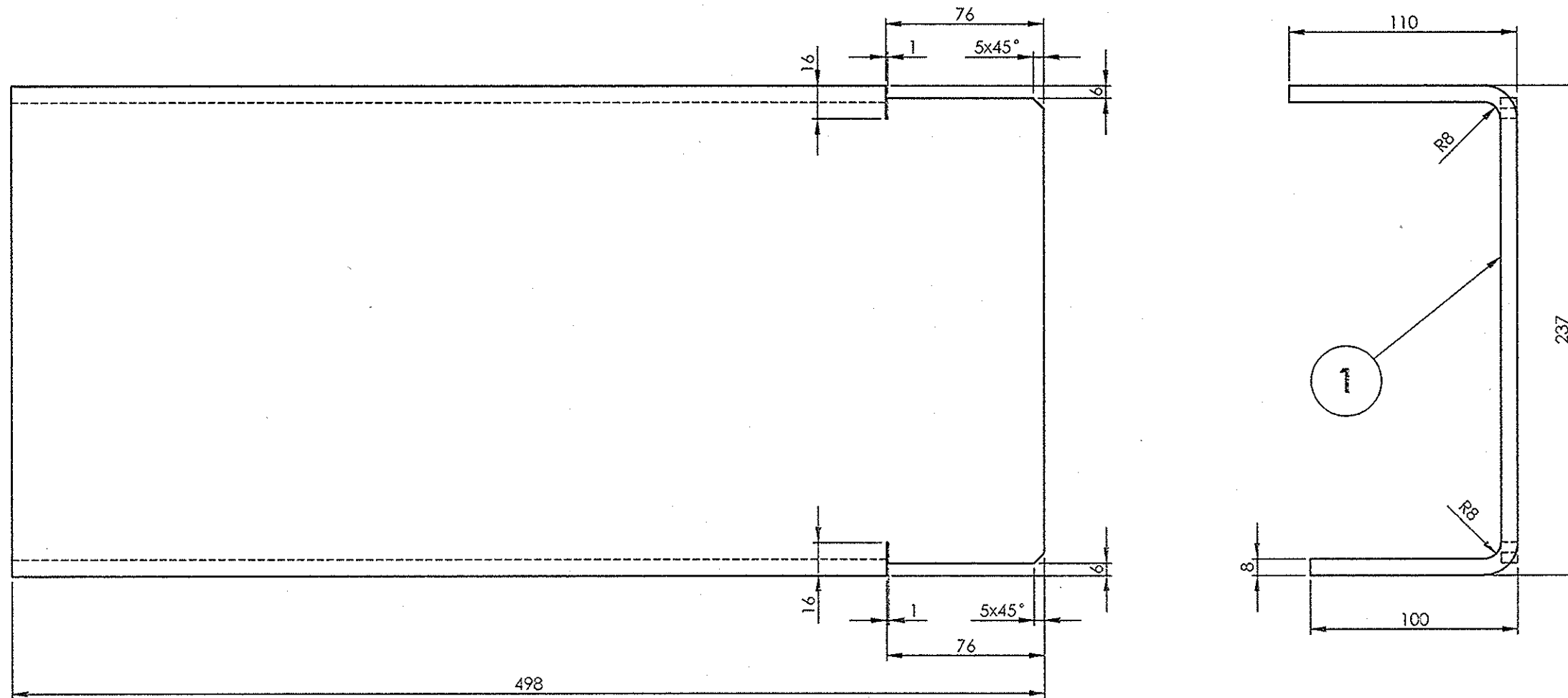
1	PLATE	5x30x160	1		RDSO/SPEC C-K201 X2 Cr Ni N 18.7	0.19	2D FINISH TAB-1&2
QTY.	DESCRIPTION	DIMENSIONS	ITEM NO.	REF. DRGS	MATL.SPEC.	WT/UNIT IN KGS	REMARKS
GROUP: 1-1				SURFACE AREA IN Sq.m.:		WT/ASSY IN Kgs:	
PLATE					SCALE 1:1	SSE/D CHD	
					ALT.	ALTD	
					DRN	K.SETHURAMAN	
INDIAN RAILWAY STANDARDS					SHEET 1 OF 1		
INTEGRAL COACH FACTORY, CHENNAI - 600038					AAD11292		
					A3		

1		2		3		4		5		6		7		8																																																																																																																						
AAD11438				▽ ROUGH MACHINED		⊖ ROUGH CLEANED		REVISIONS																																																																																																																												
				▽▽ FINISH MACHINED		⊖⊖ BURRS REMOVED		ALT.		ZONE		DESCRIPTION		APPROVED & DATE																																																																																																																						
				▽▽▽ FINE FINISH MACHINED		⊖⊖⊖ CHAMFERED																																																																																																																														
																																																																																																																																				
																																																																																																																																				
ISOMETRIC VIEW																																																																																																																																				
<table><tr><td colspan="2">1</td><td colspan="2">CHANNEL</td><td colspan="2">8x415x498</td><td colspan="2">1</td><td colspan="2"></td><td colspan="2">IRS M-41-1997</td><td colspan="2">12.22</td><td colspan="2"></td></tr><tr><td colspan="2">QTY.</td><td colspan="2">DESCRIPTION</td><td colspan="2">DIMENSIONS</td><td colspan="2">ITEM NO.</td><td colspan="2">REF. DRGS</td><td colspan="2">MATL.SPEC.</td><td colspan="2">WT/UNIT IN KGS</td><td colspan="2">REMARKS</td></tr><tr><td colspan="4">GROUP: 1-1</td><td colspan="4">SURFACE AREA IN Sq.m.:</td><td colspan="8">WT/ASSY IN Kgs:</td></tr><tr><td colspan="10" rowspan="4">CHANNEL</td><td colspan="2">SCALE</td><td colspan="2">SSE/D</td><td colspan="2">K.SETHURAMAN</td></tr><tr><td colspan="2">1:2.5</td><td colspan="2">CHD</td><td colspan="2"></td></tr><tr><td colspan="2">ALT.</td><td colspan="2">ALTD</td><td colspan="2"></td></tr><tr><td colspan="2"></td><td colspan="2">DRN</td><td colspan="2">K.SETHURAMAN</td></tr><tr><td colspan="10">INDIAN RAILWAY STANDARDS</td><td colspan="2">SHEET 1 OF 1</td><td colspan="4">AAD11438</td><td colspan="2">A3</td></tr><tr><td colspan="10">INTEGRAL COACH FACTORY, CHENNAI - 600038</td><td colspan="2"></td><td colspan="4"></td><td colspan="2"></td></tr></table>															1		CHANNEL		8x415x498		1				IRS M-41-1997		12.22				QTY.		DESCRIPTION		DIMENSIONS		ITEM NO.		REF. DRGS		MATL.SPEC.		WT/UNIT IN KGS		REMARKS		GROUP: 1-1				SURFACE AREA IN Sq.m.:				WT/ASSY IN Kgs:								CHANNEL										SCALE		SSE/D		K.SETHURAMAN		1:2.5		CHD				ALT.		ALTD						DRN		K.SETHURAMAN		INDIAN RAILWAY STANDARDS										SHEET 1 OF 1		AAD11438				A3		INTEGRAL COACH FACTORY, CHENNAI - 600038																	
1		CHANNEL		8x415x498		1				IRS M-41-1997		12.22																																																																																																																								
QTY.		DESCRIPTION		DIMENSIONS		ITEM NO.		REF. DRGS		MATL.SPEC.		WT/UNIT IN KGS		REMARKS																																																																																																																						
GROUP: 1-1				SURFACE AREA IN Sq.m.:				WT/ASSY IN Kgs:																																																																																																																												
CHANNEL										SCALE		SSE/D		K.SETHURAMAN																																																																																																																						
										1:2.5		CHD																																																																																																																								
										ALT.		ALTD																																																																																																																								
												DRN		K.SETHURAMAN																																																																																																																						
INDIAN RAILWAY STANDARDS										SHEET 1 OF 1		AAD11438				A3																																																																																																																				
INTEGRAL COACH FACTORY, CHENNAI - 600038																																																																																																																																				
<table><tr><td colspan="2">REF.DRG.NO.</td><td colspan="2">20-10-2017</td><td colspan="2">AME/SME</td></tr><tr><td colspan="2">DATE OF LATEST ALT.</td><td colspan="2">DATE OF FIRST ISSUE</td><td colspan="2"></td></tr></table>															REF.DRG.NO.		20-10-2017		AME/SME		DATE OF LATEST ALT.		DATE OF FIRST ISSUE																																																																																																													
REF.DRG.NO.		20-10-2017		AME/SME																																																																																																																																
DATE OF LATEST ALT.		DATE OF FIRST ISSUE																																																																																																																																		

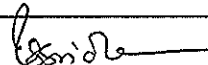

AAD11439

▽ ROUGH MACHINED	① ROUGH CLEANED
▽▽ FINISH MACHINED	② BURRS REMOVED
▽▽▽ FINE FINISH MACHINED	③ CHAMFERED

REVISIONS			
ALT.	ZONE	DESCRIPTION	APPROVED & DATE



ISOMETRIC VIEW

1	CHANNEL	8x415x498	1		IRS M-41-1997	12.22		
QTY.	DESCRIPTION	DIMENSIONS	ITEM NO.	REF. DRGS	MATL.SPEC.	WT/UNIT IN KGS	REMARKS	
GROUP: 1-1			SURFACE AREA IN Sq.m.:		WT/ASSY IN Kgs:			
CHANNEL					SCALE	SSE/D		
					1:2.5	CHD		
					ALT.	ALTD		
						DRN	K.SETHURAMAN	
INDIAN RAILWAY STANDARDS INTEGRAL COACH FACTORY, CHENNAI - 600038								
					SHEET 1 OF 1		AAD11439	A3

ALL DIMENSIONS ARE IN mm UNLESS OTHERWISE SPECIFIED. FOR UNTOLERANCED DIMENSIONS AND ROUGHNESS VALUES, REFER DRAWING NO ICE/STD 9 0 001.
ANY MANUAL ALTERATION SHALL AUTOMATICALLY RENDER THIS DRAWING INVALID. WELDING SYMBOLS ARE AS PER IS: 813:1986.
WEIGHT GIVEN IN DRAWING IS FOR INDICATIVE PURPOSE ONLY


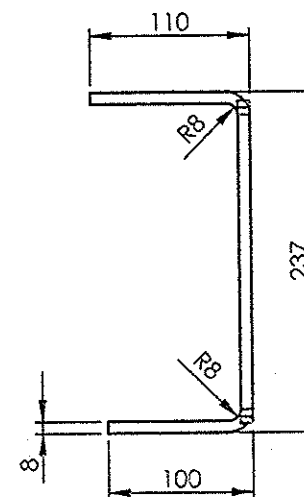
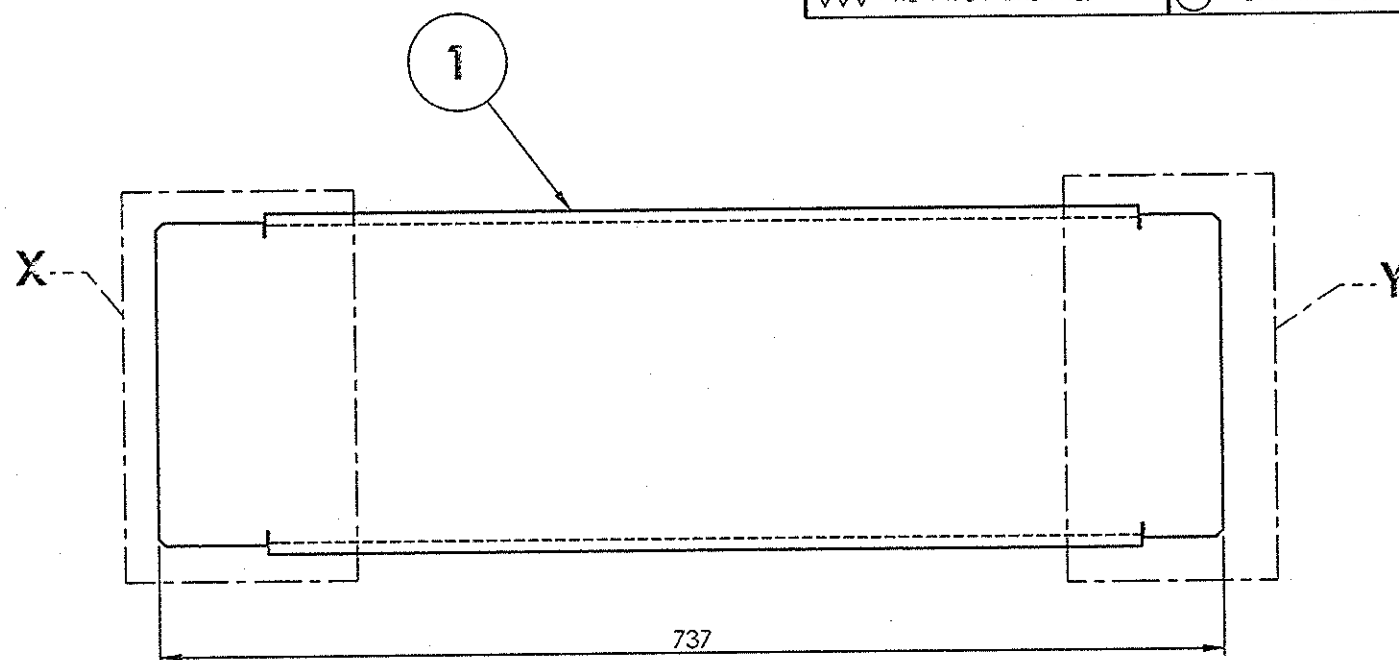
REF.DRG.NO.

	20-10-2017	
DATE OF LATEST ALT.	DATE OF FIRST ISSUE	AME/SME


AAD11440

▽ ROUGH MACHINED	① ROUGH CLEANED
▽▽ FINISH MACHINED	② BURRS REMOVED
▽▽▽ FINE FINISH MACHINED	③ CHAMFERED

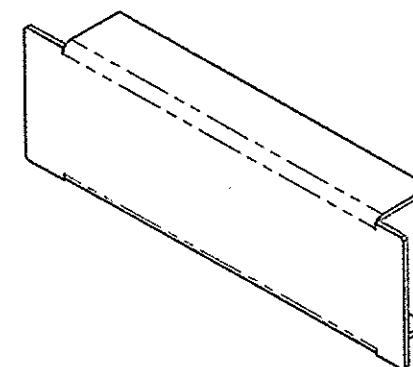
REVISIONS				APPROVED & DATE	
ALT.	ZONE	DESCRIPTION			



DETAIL X
SCALE 1 : 2.5

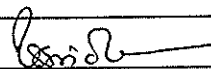


DETAIL Y
SCALE 2 : 5



ISOMETRIC VIEW

DIMENSIONS ARE IN mm UNLESS OTHERWISE SPECIFIED. FOR UNTOLERANCED DIMENSIONS AND ROUGHNESS VALUES, REFER DRAWING NO ICF/SID-9-0-001.
MANUAL ALTERATION SHALL AUTOMATICALLY RENDER THIS DRAWING INVALID. WELDING SYMBOLS ARE AS PER IS: 813-1986.
RIGHT GIVEN IN DRAWING IS FOR INDICATIVE PURPOSE ONLY

1	CHANNEL	8x415x737	1		IRS M-41-1997	17.84	
QTY.	DESCRIPTION	DIMENSIONS	ITEM NO.	REF. DRGS	MATL.SPEC.	WT/UNIT IN KGS	REMARKS
GROUP: 1-1		SURFACE AREA IN Sq.m.:			WT/ASSY IN Kgs:		
CHANNEL					SCALE	SSE/D	
					1:5	CHD	
					ALT.	ALTD	
						DRN	K.SETHURAMAN
					INDIAN RAILWAY STANDARDS		
INTEGRAL COACH FACTORY, CHENNAI - 600038				SHEET 1 OF 1		AAD11440	A3

20-10-2017

1		2		3		4		5		6		7		8	
AAD11441				▽ ROUGH MACHINED		① ROUGH CLEANED		REVISIONS							
				▽▽ FINISH MACHINED		② BURRS REMOVED		ALT.		ZONE		DESCRIPTION		APPROVED & DATE	
				▽▽▽ FINE FINISH MACHINED		③ CHAMFERED									
A															
B															
C															
D															
E															
F															
G															
H															
I															
J															
K															
L															
M															
N															
O															
P															
Q															
R															
S															
T															
U															
V															
W															
X															
Y															
Z															
AA															
AB															
AC															
AD															
AE															
AF															
AG															
AH															
AI															
AJ															
AK															
AL															
AM															
AN															
AO															
AP															
AQ															
AR															
AS															
AT															
AU															
AV															
AW															
AX															
AY															
AZ															
BA															
BB															
BC															
BD															
BE															
BF															
BG															
BH															
BI															
BJ															
BK															
BL															
BM															
BN															
BO															
BP															
BQ															
BR															
BS															
BT															
BU															
BV															
BW															
BX															
BY															
BZ															
CA															
CB															
CC															
CD															
CE															
CF															
CG															
CH															
CI															
CJ															
CK															
CL															
CM															
CN															
CO															
CP															
CQ															
CR															
CS															
CT															
CU															
CV															
CW															
CX															
CY															
CZ															
DA															
DB															
DC															
DD															
DE															
DF															
DG															
DH															
DI															
DJ															
DK															
DL															
DM															
DN															
DO															
DP															
DQ															
DR															
DS															
DT															
DU															
DV															
DW															
DX															
DY															
DZ															
EA															
EB															
EC															
ED															
EE															
EF															
EG															
EH															
EI															
EJ															
EK															
EL															
EM															
EN															
EO															
EP															
EQ															
ER															
ES															
ET															
EU															
EV															
EW															
EX															
EY															
EZ															
FA															
FB															
FC															
FD															
FE															
FF															
FG															
FH															
FI															
FJ															
FK															
FL															
FM															
FN															
FO															
FP															
FQ															
FR															
FS															
FT															
FU															
FV															
FW															
FX															
FY															
FZ															
GA															
GB															
GC															
GD															
GE															
GF															
GG															
GH															
GI															
GJ															
GK															
GL															
GM															
GN															
GO															
GP															
GQ															
GR															
GS															
GT															
GU															
GV															
GW															
GX															
GY															
GZ															
HA															
HB															
HC															
HD															
HE															
HF															
HG															
HH															
HI															
HJ															
HK															
HL															
HM															
HN															
HO															
HP															
HQ															
HR															
HS															
HT															
HU															
HV															
HW															
HX															
HY															
HZ															
IA															
IB															
IC															
ID															
IE															
IF															
IG															
IH															
II															
IJ															
IK															
IL															
IM															
IN															
IO															
IP															
IQ															
IR															
IS															
IT															
IU															
IV															
IW															
IX															
IY															
IZ															
JA															
JB															
JC															
JD															
JE															
JF															
JG															
JH															
JI															
JJ															
JK															
JL															
JM															
JN															
JO															
JP															
JQ															
JR															
JS															
JT															
JU															
JV															
JW															
JX															
JY															
JZ															
KA															
KB															
KC															
KD															
KE															
KF															
KG															
KH															
KI															
KJ															
KK															
KL															
KM															
KN															
KO															
KP															
KQ															
KR															
KS															
KT															
KU															
KV															
KW															
KX															
KY															
KZ															
LA															
LB															
LC															
LD															
LE															
LF															
LG															
LH															
LI															
LJ															
LK															
LL															
LM															
LN															
LO															
LP															
LQ															
LR															
LS															
LT															
LU															
LV															
LW															
LX															
LY															
LZ															
MA															
MB															
MC															
MD															
ME															
MF															
MG															
MH															
MI															
MJ															
MK															
ML															
MM															
MN															
MO															
MP															
MQ															
MR															
MS															
MT															
MU															
MV															
MW															
MX															
MY															
MZ															
NA															
NB															
NC															
ND															
NE															
NF															
NG															
NH															
NI															
NJ															
NK															
NL															
NM															
NN															
NO															
NP															
NQ															
NR															
NS															
NT															
NU															
NV															
NW															
NX															
NY															
NZ															
OA															
OB															
OC															
OD															
OE															
OF															
OG															
OH															
OI															
OJ															
OK															
OL															
OM															
ON															
OO															
OP															
OQ															
OR															
OS															
OT															
OU															
OV															
OW															
OX															
OY															
OZ															
PA															
PB															
PC															
PD															
PE															
PF															
PG															
PH															
PI															
PJ															
PK															
PL															
PM															
PN															
PO															
PP															
PQ															
PR															
PS															
PT															
PU															
PV															
PW															
PX															
PY															
PZ															
QA															
QB															
QC															
QD															
QE															
QF															
QG															
QH															
QI															
QJ															
QK															
QL															
QM															
QN															
QO															
QP															
QQ															
QR															
QS															
QT															
QU															
QV															
QW															
QX															
QY															
QZ															
RA															
RB															
RC															
RD															
RE															
RF															
RG															
RH															
RI															
RJ															
RK															
RL															
RM															
RN															
RO															
RP															
RQ															
RR															
RS															
RT															
RU															
RV															
RW															
RX															
RY															
RZ															
SA															
SB															
SC															
SD															
SE															
SF															
SG															
SH															
SI															
SJ															
SK															
SL															
SM															
SN															
SO															
SP															
SQ															
SR															
SS															
ST															
SU															
SV															
SW															
SX															
SY															
SZ															
TA															
TB															
TC															
TD															
TE															
TF															
TG															
TH															
TI															
TJ															
TK															
TL															
TM															
TN															
TO															
TP															
TQ															
TR															
TS															
TT															
TU															
TV															
TW															
TX															
TY															
TZ															
UA															
UB															
UC															
UD															
UE															
UF															
UG															
UH															
UI															
UJ															
UK															
UL															
UM															
UN															
UO															
UP															
UQ															
UR															
US															
UT															
UU															
UV															
UW															
UX															
UY															
UZ															
VA															
VB															
VC															
VD															
VE															
VF															
VG															
VH															
VI															
VJ															
VK															
VL															
VM															
VN															
VO															
VP															
VQ															
VR															
VS															
VT															
VU															
VV															
VW															
VX															
VY															
VZ															
WA															
WB															
WC															
WD															
WE															
WF															
WG															
WH															
WI															
WJ															
WK															
WL															
WM															
WN															
WO															
WP															
WQ															
WR															
WS															
WT															
WU															
WV															
WW															
WX															
WY															
WZ															
XA															
XB															
XC															
XD															
XE															
XF															
XG															
XH															
XI															
XJ															
XK															
XL															
XM															
XN															
XO															
XP															
XQ															
XR															
XS															
XT															
XU															
XV															
XW															
XX															
XY															
XZ															
YA															
YB															
YC															
YD															
YE															
YF															
YG															
YH															
YI															
YJ															
YK															
YL															
YM															
YN															
YO															
YP															
YQ															
YR															
YS															
YT															
YU															
YV															
YW															
YX															
YY															
YZ															
ZA															
ZB															
ZC															
ZD															
ZE															
ZF															
ZG															
ZH															
ZI															
ZJ															
ZK															
ZL															
ZM															
ZN															
ZO															
ZP															
ZQ															
ZR															
ZS															
ZT															
ZU															
ZV															
ZW															
ZX															
ZY															
ZZ															

ALL DIMENSIONS ARE IN mm UNLESS OTHERWISE SPECIFIED. FOR UNTOLERANCED DIMENSIONS AND ROUGHNESS VALUES, REFER DRAWING NO ICF/STD-9-0-001. ANY MANUAL ALTERATION SHALL AUTOMATICALLY RENDER THIS DRAWING INVALID. WELDING SYMBOLS ARE AS PER IS: 813-1986. WEIGHT GIVEN IN DRAWING IS FOR INDICATIVE PURPOSE ONLY

REF.DRG.NO.

ISOMETRIC VIEW

DETAIL X
SCALE 1 : 2.5


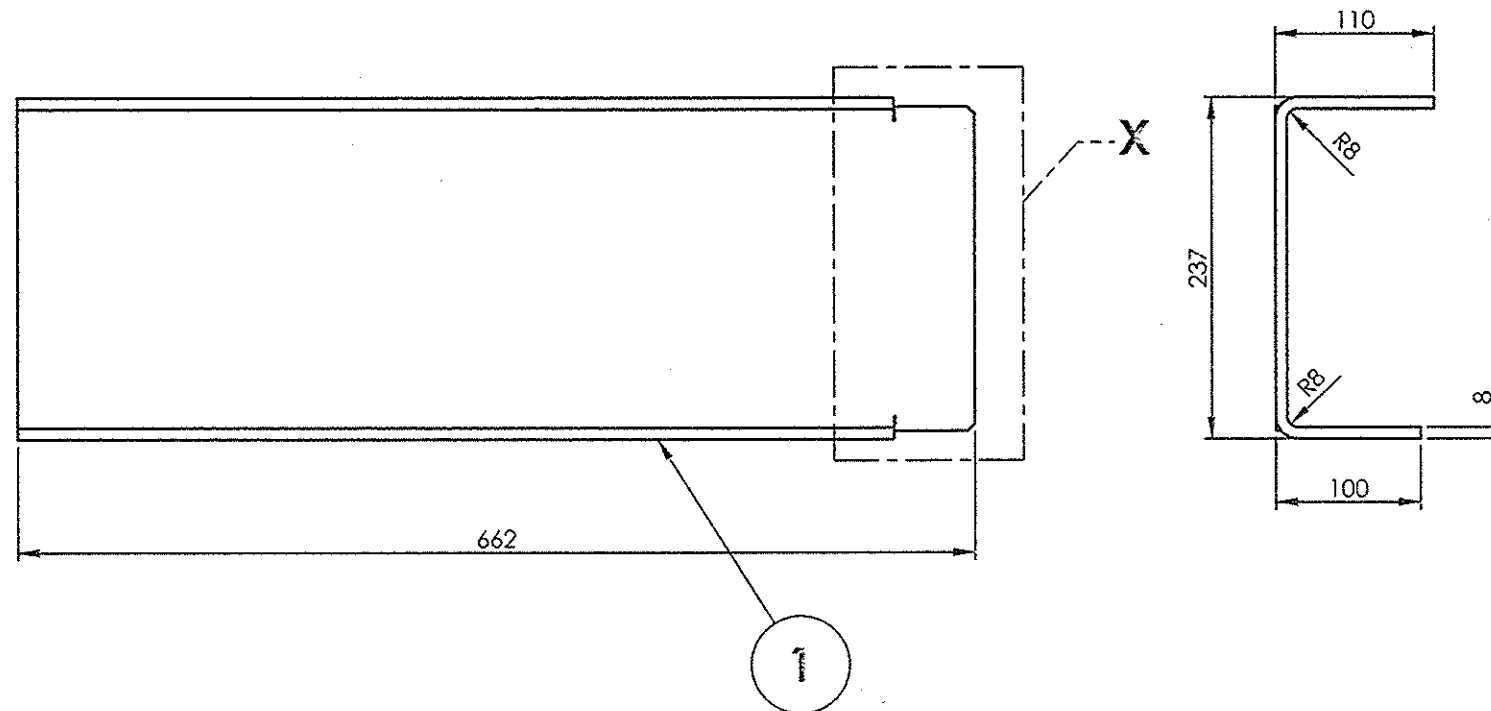
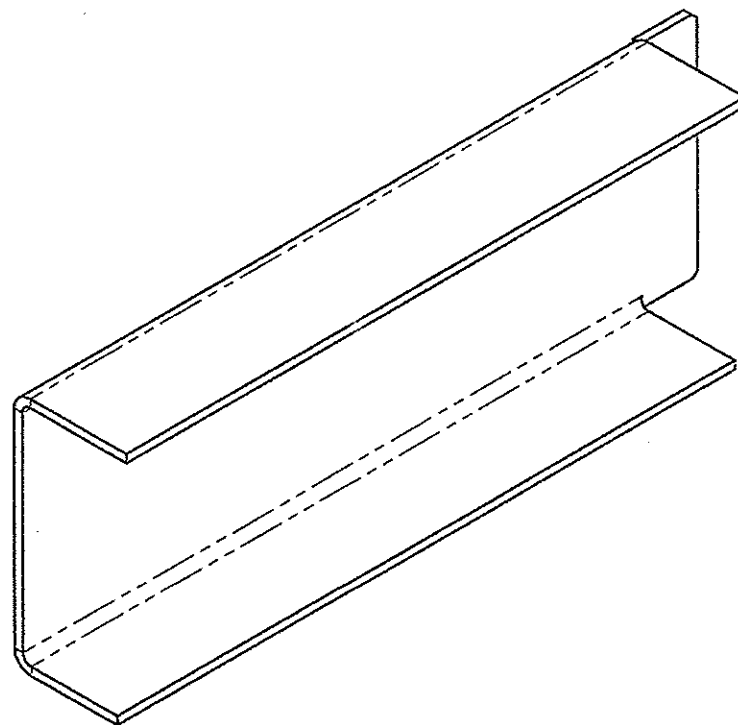
1	CHANNEL	8x415x662	1		IRS M-41-1997	16.80	
QTY.	DESCRIPTION	DIMENSIONS	ITEM NO.	REF. DRGS	MATL.SPEC.	WT/UNIT IN KGS	REMARKS
GROUP: 1-1					SURFACE AREA IN Sq.m.:		WT/UNIT IN Kgs:
CHANNEL					SCALE 1:5	SSE/D CHD	
					ALT.	ALTD	
						DRN	K.SETHURAMAN
INDIAN RAILWAY STANDARDS					SHEET 1 OF 1		
INTEGRAL COACH FACTORY, CHENNAI - 600038					AAD11441		A3

	20-10-2017	
DATE OF LATEST ALT.	DATE OF FIRST ISSUE	AME/SME

AAD11442

▽ ROUGH MACHINED	① ROUGH CLEANED
▽▽ FINISH MACHINED	② BURRS REMOVED
▽▽▽ FINE FINISH MACHINED	③ CHAMFERED

REVISIONS				APPROVED & DATE	
ALT.	ZONE	DESCRIPTION			

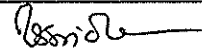

DETAIL X
SCALE 1:2.5

ISOMETRIC VIEW

ALL DIMENSIONS ARE IN mm UNLESS OTHERWISE SPECIFIED. FOR UNTOLERANCED DIMENSIONS AND ROUGHNESS VALUES, REFER DRAWING NO ICE/SID 9 0 001.
ANY MANUAL ALTERATION SHALL AUTOMATICALLY RENDER THIS DRAWING INVALID. WELDING SYMBOLS ARE AS PER IS:813:1986.
WEIGHT GIVEN IN DRAWING IS FOR INDICATIVE PURPOSE ONLY

REF.DRG.NO.

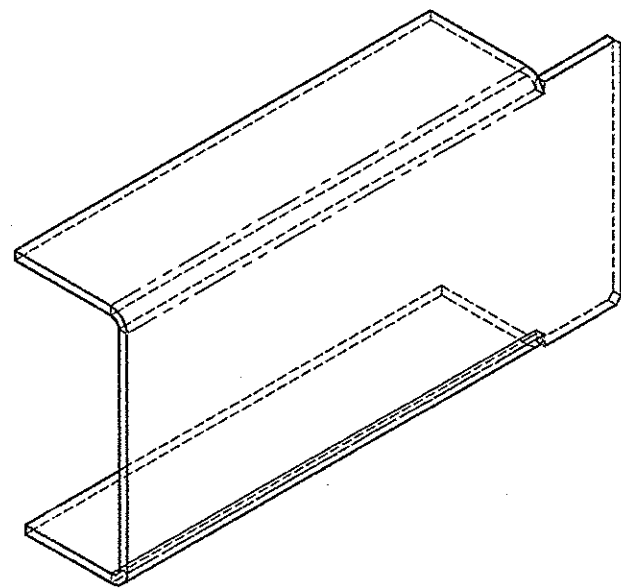
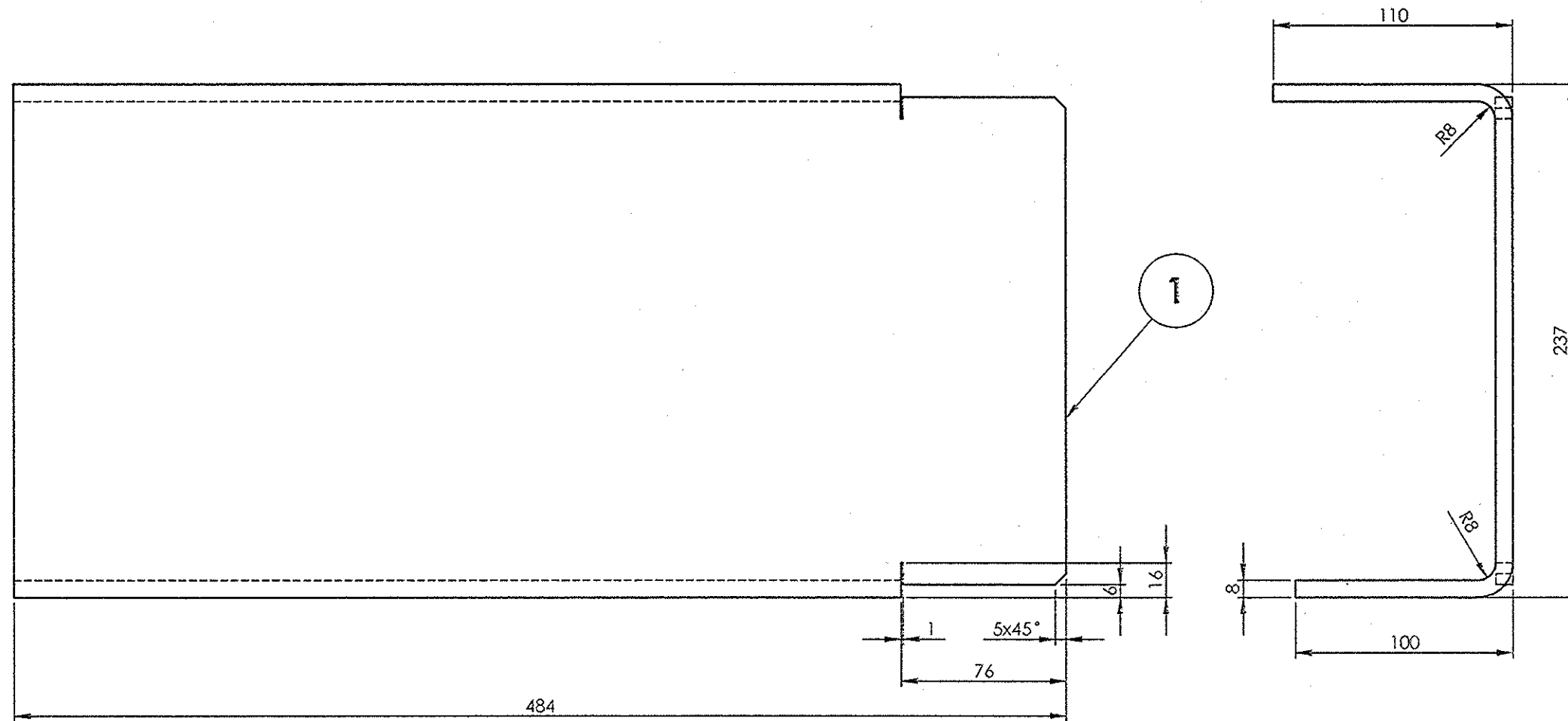
	20-10-2017	<i>[Signature]</i>
DATE OF LATEST ALT.	DATE OF FIRST ISSUE	AME/SME

1	CHANNEL	8x415x662	1		IRS M-41-1997	16.80	
QTY.	DESCRIPTION	DIMENSIONS	ITEM NO.	REF. DRGS	MATL.SPEC.	WT/UNIT IN KGS	REMARKS
GROUP: 1-1		SURFACE AREA IN Sq.m.:			WT/ASSY IN Kgs:		
CHANNEL					SCALE	SSE/D	
					1:5	CHD	
					ALT.	ALTD	
						DRN	K.SETHURAMAN
INDIAN RAILWAY STANDARDS INTEGRAL COACH FACTORY, CHENNAI - 600038				SHEET 1 OF 1			
					AAD11442		A3

AAD11443

▽ ROUGH MACHINED	① ROUGH CLEANED
▽▽ FINISH MACHINED	② BURRS REMOVED
▽▽▽ FINE FINISH MACHINED	③ CHAMFERED

REVISIONS			
ALT.	ZONE	DESCRIPTION	APPROVED & DATE

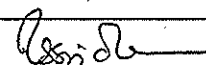
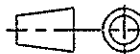


ISOMETRIC VIEW

ALL DIMENSIONS ARE IN mm UNLESS OTHERWISE SPECIFIED. FOR UNTOOLERANCED DIMENSIONS AND ROUGHNESS VALUES, REFER DRAWING NO. IC/STD 9 0 001.
ANY MANUAL ALTERATION SHALL AUTOMATICALLY RENDER THIS DRAWING INVALID. WELDING SYMBOLS ARE AS PER IS 813 1986.
WEIGHT GIVEN IN DRAWING IS FOR INDICATIVE PURPOSE ONLY

REF.DRG.NO.

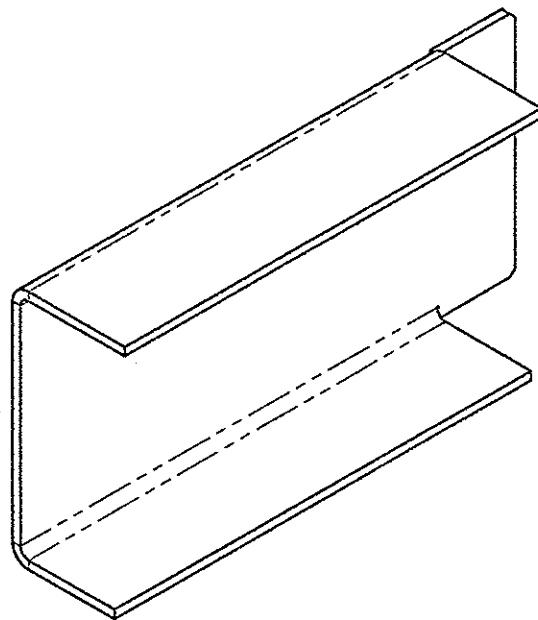
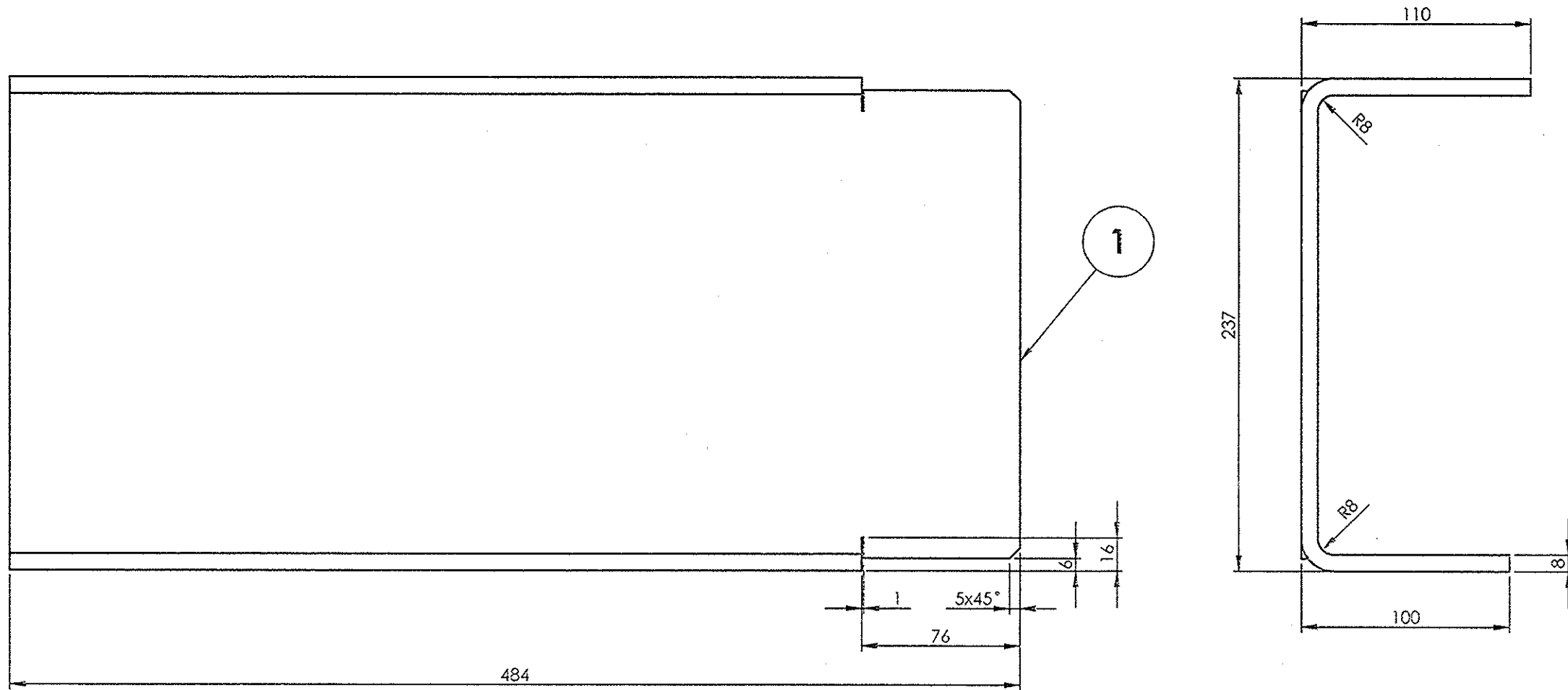
20 -10-2017	<i>[Signature]</i>
DATE OF LATEST ALT.	AME/SME

1	CHANNEL	8x415x484	1		IRS M-41-1997	11.85		
QTY.	DESCRIPTION	DIMENSIONS	ITEM NO.	REF. DRGS	MATL.SPEC.	WT/UNIT IN KGS	REMARKS	
GROUP: 1-1		SURFACE AREA IN Sq.m.:			WT/ASSY IN Kgs:			
CHANNEL					SCALE	SSE/D		
					1:2.5	CHD		
					ALT.	ALTD		
						DRN	K.SETHURAMAN	
INDIAN RAILWAY STANDARDS INTEGRAL COACH FACTORY, CHENNAI - 600038								
					SHEET 1 OF 1		AAD11443	A3


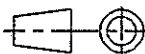
AAD11444

▽ ROUGH MACHINED	① ROUGH CLEANED
▽▽ FINISH MACHINED	② BURRS REMOVED
▽▽▽ FINE FINISH MACHINED	③ CHAMFERED

REVISIONS				APPROVED & DATE	
ALT.	ZONE	DESCRIPTION			



ISOMETRIC VIEW

1	CHANNEL	8x415x484	1		IRS M-41-1997	11.85	
QTY.	DESCRIPTION	DIMENSIONS	ITEM NO.	REF. DRGS	MATL.SPEC.	WT/UNIT IN KGS	REMARKS
GROUP: 1-1		SURFACE AREA IN Sq.m.:			WT/ASSY IN Kgs:		
CHANNEL					SCALE	SSE/D	
					1:2.5	CHD	
					ALT.	ALTD	
						DRN	K.SETHURAMAN
INDIAN RAILWAY STANDARDS INTEGRAL COACH FACTORY, CHENNAI - 600038							
					SHEET 1 OF 1		
					AAD11444		A3

ALL DIMENSIONS ARE IN mm UNLESS OTHERWISE SPECIFIED. FOR UNTOLERANCED DIMENSIONS AND ROUGHNESS VALUES, REFER DRAWING NO. IC/STD-9-0-001.
ANY MANUAL ALTERATION SHALL AUTOMATICALLY RENDER THIS DRAWING INVALID. WELDING SYMBOLS ARE AS PER IS: 813-1986.
WEIGHT GIVEN IN DRAWING IS FOR INDICATIVE PURPOSE ONLY

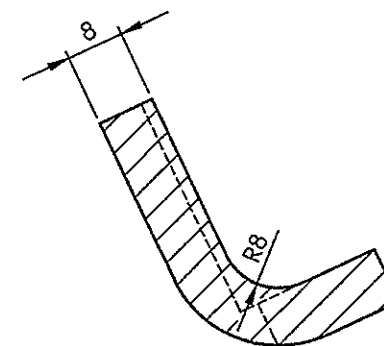
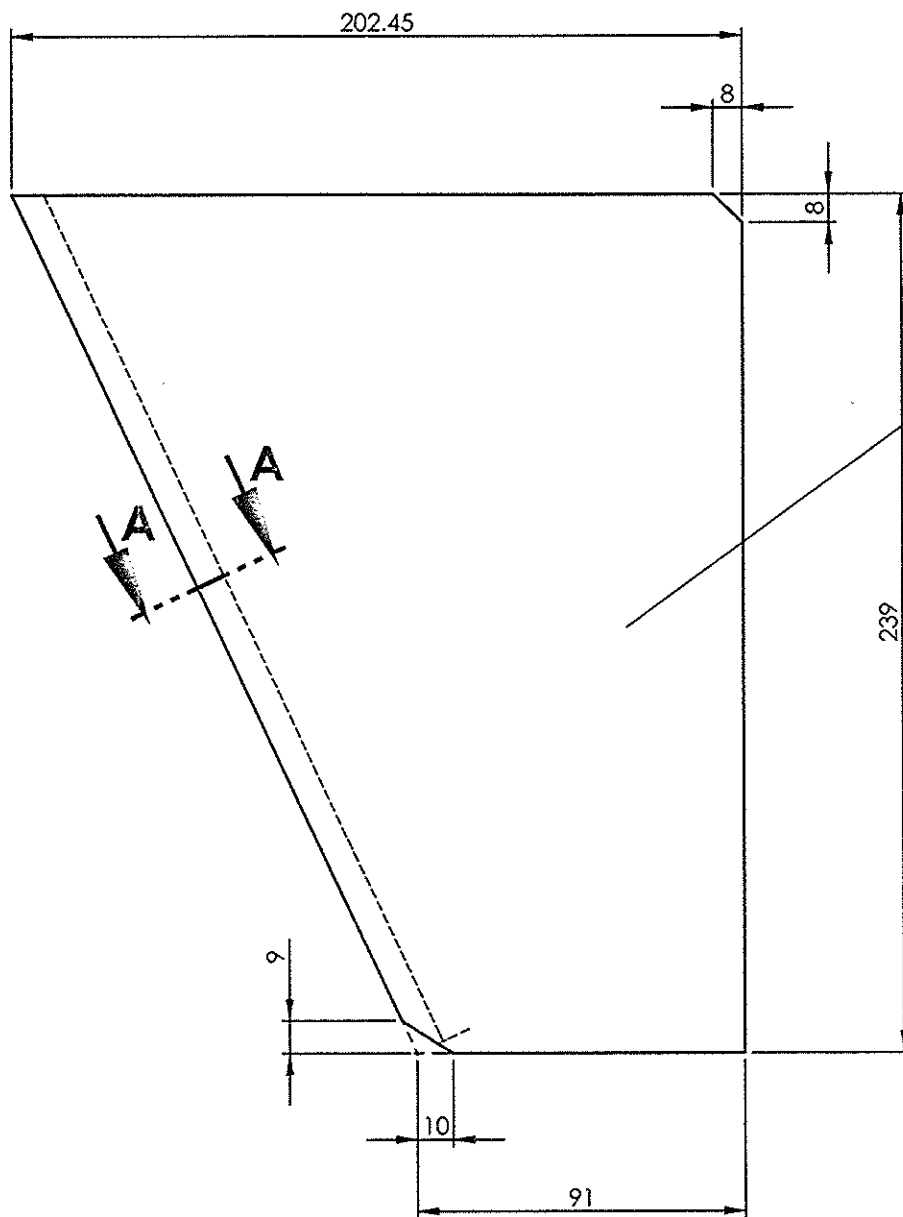
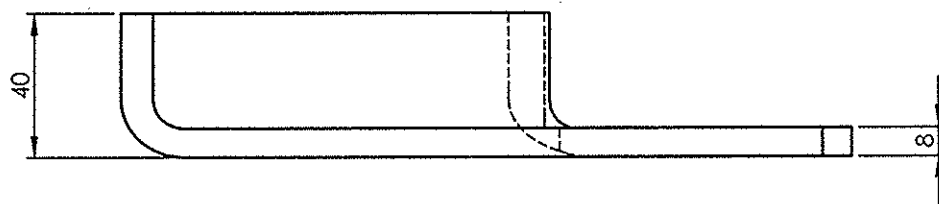
REF.DRG.NO.


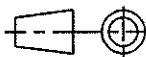
1		2		3		4		5		6		7		8																																																																			
AAD11553				▽ ROUGH MACHINED		① ROUGH CLEANED		REVISIONS																																																																									
				▽▽ FINISH MACHINED		② BURRS REMOVED		ALT.		ZONE		DESCRIPTION		APPROVED & DATE																																																																			
				▽▽▽ FINE FINISH MACHINED		③ CHAMFERED																																																																											
<div><div><div><div><div><div>202.45</div><div>8</div><div>8</div><div>239</div><div>91</div><div>10</div><div>9</div><div>A</div><div>A</div><div>1</div></div></div><div><div>SECTION A-A</div><div>SCALE 1 : 1</div></div><div><div>40</div><div>8</div></div></div></div><div><table><tr><td>1</td><td>RIB</td><td>8x227x250</td><td>1</td><td></td><td>IRS M-41</td><td>2.632</td><td></td></tr><tr><td>QTY.</td><td>DESCRIPTION</td><td>DIMENSIONS</td><td>ITEM NO.</td><td>REF. DRGS</td><td>MATL.SPEC.</td><td>WT/UNIT IN KGS</td><td>REMARKS</td></tr><tr><td colspan="2">GROUP: 1-1</td><td colspan="2">SURFACE AREA IN Sq.m.:0.091</td><td colspan="4">WT/ASSY IN Kgs:</td></tr><tr><td colspan="4" rowspan="4">RIB</td><td>SCALE 1:2</td><td>SSE/D</td><td colspan="2">B.SARAVANAN</td></tr><tr><td></td><td>CHD</td><td colspan="2"></td></tr><tr><td>ALT.</td><td>ALTD</td><td colspan="2"></td></tr><tr><td></td><td>DRN</td><td colspan="2"></td></tr><tr><td colspan="4">INDIAN RAILWAY STANDARDS</td><td colspan="2">SHEET 1 OF 1</td><td colspan="2">A3</td></tr><tr><td colspan="4">INTEGRAL COACH FACTORY, CHENNAI - 600038</td><td colspan="2"></td><td colspan="2"></td></tr></table></div><div><table><tr><td>REF.DRG.NO.</td><td>20-08-2017</td><td></td></tr><tr><td>DATE OF LATEST ALT.</td><td>DATE OF FIRST ISSUE</td><td>AME/SME</td></tr></table></div></div> <div><div>ALL DIMENSIONS ARE IN mm UNLESS OTHERWISE SPECIFIED. FOR UNTOLERANCED DIMENSIONS AND ROUGHNESS VALUES, REFER DRAWING NO ICF/STD-9-0-001. ANY MANUAL ALTERATION SHALL AUTOMATICALLY RENDER THIS DRAWING INVALID. WELDING SYMBOLS ARE AS PER IS: 813-1986. WEIGHT GIVEN IN DRAWING IS FOR INDICATIVE PURPOSE ONLY</div><div>1</div><div>2</div><div>3</div><div>4</div><div>5</div><div>6</div><div>7</div><div>8</div></div>																1	RIB	8x227x250	1		IRS M-41	2.632		QTY.	DESCRIPTION	DIMENSIONS	ITEM NO.	REF. DRGS	MATL.SPEC.	WT/UNIT IN KGS	REMARKS	GROUP: 1-1		SURFACE AREA IN Sq.m.:0.091		WT/ASSY IN Kgs:				RIB				SCALE 1:2	SSE/D	B.SARAVANAN			CHD			ALT.	ALTD				DRN			INDIAN RAILWAY STANDARDS				SHEET 1 OF 1		A3		INTEGRAL COACH FACTORY, CHENNAI - 600038								REF.DRG.NO.	20-08-2017		DATE OF LATEST ALT.	DATE OF FIRST ISSUE	AME/SME
1	RIB	8x227x250	1		IRS M-41	2.632																																																																											
QTY.	DESCRIPTION	DIMENSIONS	ITEM NO.	REF. DRGS	MATL.SPEC.	WT/UNIT IN KGS	REMARKS																																																																										
GROUP: 1-1		SURFACE AREA IN Sq.m.:0.091		WT/ASSY IN Kgs:																																																																													
RIB				SCALE 1:2	SSE/D	B.SARAVANAN																																																																											
					CHD																																																																												
				ALT.	ALTD																																																																												
					DRN																																																																												
INDIAN RAILWAY STANDARDS				SHEET 1 OF 1		A3																																																																											
INTEGRAL COACH FACTORY, CHENNAI - 600038																																																																																	
REF.DRG.NO.	20-08-2017																																																																																
DATE OF LATEST ALT.	DATE OF FIRST ISSUE	AME/SME																																																																															

AAD11554

▽ ROUGH MACHINED	① ROUGH CLEANED
▽▽ FINISH MACHINED	② BURRS REMOVED
▽▽▽ FINE FINISH MACHINED	③ CHAMFERED

REVISIONS			
ALT.	ZONE	DESCRIPTION	APPROVED & DATE

SECTION A-A
SCALE 1 : 1

1	RIB	8x227x250	1		IRS M-41	2.632	
QTY.	DESCRIPTION	DIMENSIONS	ITEM NO.	REF. DRGS	MATL.SPEC.	WT/UNIT IN KGS	REMARKS
GROUP: 1-1		SURFACE AREA IN Sq.m.:0.091			WT/ASSY IN Kgs:		
RIB					SCALE	SSE/D	
					1:2	CHD	
					ALT.	ALTD	
						DRN	B.SARAVANAN
INDIAN RAILWAY STANDARDS INTEGRAL COACH FACTORY, CHENNAI - 600038							
					SHEET 1 OF 1		AAD11554

ALL DIMENSIONS ARE IN mm UNLESS OTHERWISE SPECIFIED. FOR UNTOLERANCED DIMENSIONS AND ROUGHNESS VALUES, REFER DRAWING NO ICF/STD-9-0-001.
ANY MANUAL ALTERATION SHALL AUTOMATICALLY RENDER THIS DRAWING INVALID. WELDING SYMBOLS ARE AS PER IS: 813-1986.
WEIGHT GIVEN IN DRAWING IS FOR INDICATIVE PURPOSE ONLY

REF.DRG.NO.

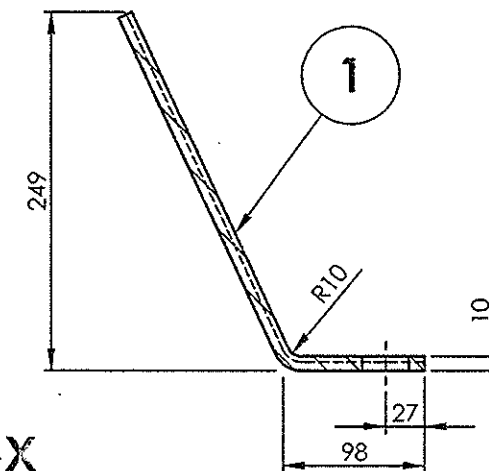
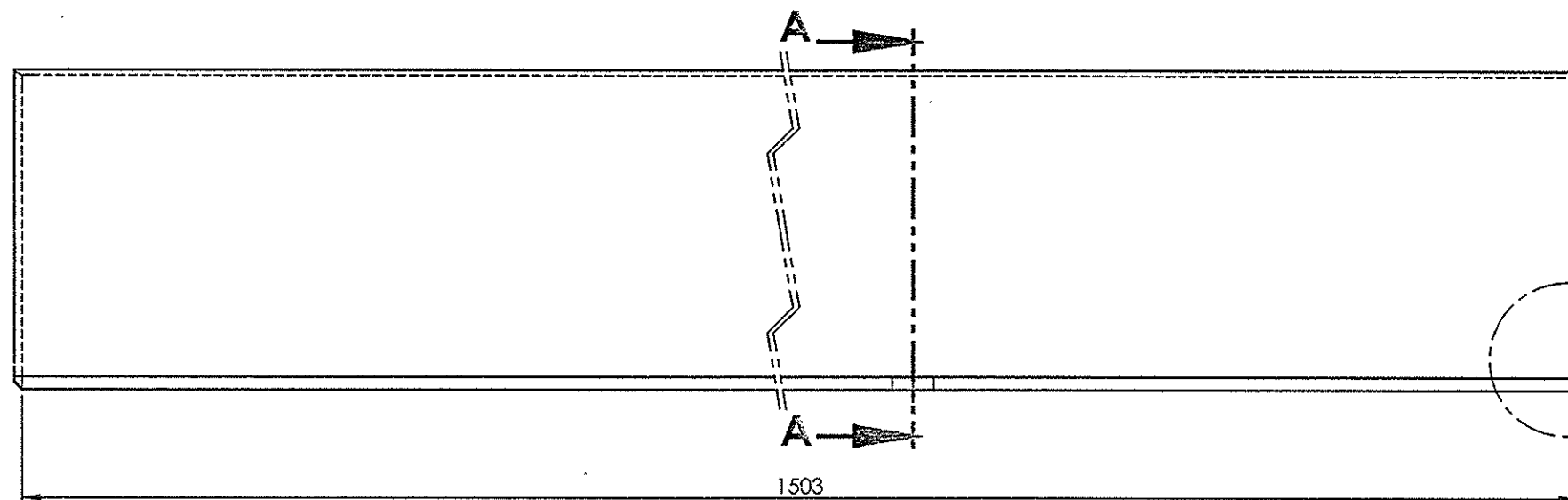
	20	-08-2017	
DATE OF LATEST ALT.	DATE OF FIRST ISSUE	AME/SME	

1		2		3		4		5		6		7		8																																																									
AAD11555				▽ ROUGH MACHINED		① ROUGH CLEANED		REVISIONS																																																															
				▽▽ FINISH MACHINED		② BURRS REMOVED		ALT.		ZONE		DESCRIPTION		APPROVED & DATE																																																									
				▽▽▽ FINE FINISH MACHINED		③ CHAMFERED																																																																	
<div><div>ALL DIMENSIONS ARE IN mm UNLESS OTHERWISE SPECIFIED. FOR UNTOLERANCED DIMENSIONS AND ROUGHNESS VALUES, REFER DRAWING NO ICF/STD-9-0-001. ANY MANUAL ALTERATION SHALL AUTOMATICALLY RENDER THIS DRAWING INVALID. WELDING SYMBOLS ARE AS PER IS: 813-1986. WEIGHT GIVEN IN DRAWING IS FOR INDICATIVE PURPOSE ONLY</div><div><div><div>1</div><div>8x</div></div></div></div>																																																																							
<table><tr><td>1</td><td>RIB</td><td>8x202x239</td><td>1</td><td></td><td>IRS M-41-1997</td><td>2.197</td><td></td></tr><tr><td>QTY.</td><td>DESCRIPTION</td><td>DIMENSIONS</td><td>ITEM NO.</td><td>REF. DRGS</td><td>MATL.SPEC.</td><td>WT/UNIT IN KGS</td><td>REMARKS</td></tr><tr><td colspan="5">GROUP:</td><td colspan="2">SURFACE AREA IN Sq.m.:</td><td>WT/ASSY IN Kgs:</td></tr><tr><td colspan="5" rowspan="4">RIB</td><td>SCALE</td><td>SSE/D</td><td rowspan="2"></td></tr><tr><td>1:2</td><td>CHD</td></tr><tr><td>ALT.</td><td>ALTD</td><td></td></tr><tr><td></td><td>DRN</td><td>B.SARAVANAN</td></tr><tr><td colspan="5">INDIAN RAILWAY STANDARDS</td><td colspan="2">SHEET 1 OF 1</td><td></td></tr><tr><td colspan="5">INTEGRAL COACH FACTORY, CHENNAI - 600038</td><td colspan="2">AAD11555</td><td>A3</td></tr></table>																1	RIB	8x202x239	1		IRS M-41-1997	2.197		QTY.	DESCRIPTION	DIMENSIONS	ITEM NO.	REF. DRGS	MATL.SPEC.	WT/UNIT IN KGS	REMARKS	GROUP:					SURFACE AREA IN Sq.m.:		WT/ASSY IN Kgs:	RIB					SCALE	SSE/D		1:2	CHD	ALT.	ALTD			DRN	B.SARAVANAN	INDIAN RAILWAY STANDARDS					SHEET 1 OF 1			INTEGRAL COACH FACTORY, CHENNAI - 600038					AAD11555		A3
1	RIB	8x202x239	1		IRS M-41-1997	2.197																																																																	
QTY.	DESCRIPTION	DIMENSIONS	ITEM NO.	REF. DRGS	MATL.SPEC.	WT/UNIT IN KGS	REMARKS																																																																
GROUP:					SURFACE AREA IN Sq.m.:		WT/ASSY IN Kgs:																																																																
RIB					SCALE	SSE/D																																																																	
					1:2	CHD																																																																	
					ALT.	ALTD																																																																	
						DRN	B.SARAVANAN																																																																
INDIAN RAILWAY STANDARDS					SHEET 1 OF 1																																																																		
INTEGRAL COACH FACTORY, CHENNAI - 600038					AAD11555		A3																																																																
REF.DRG.NO.		20 -08-2017		AME/SME																																																																			
DATE OF LATEST ALT.		DATE OF FIRST ISSUE		AME/SME																																																																			

AAD11558

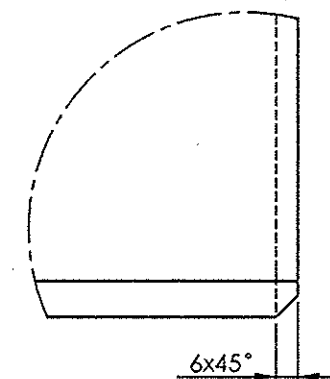
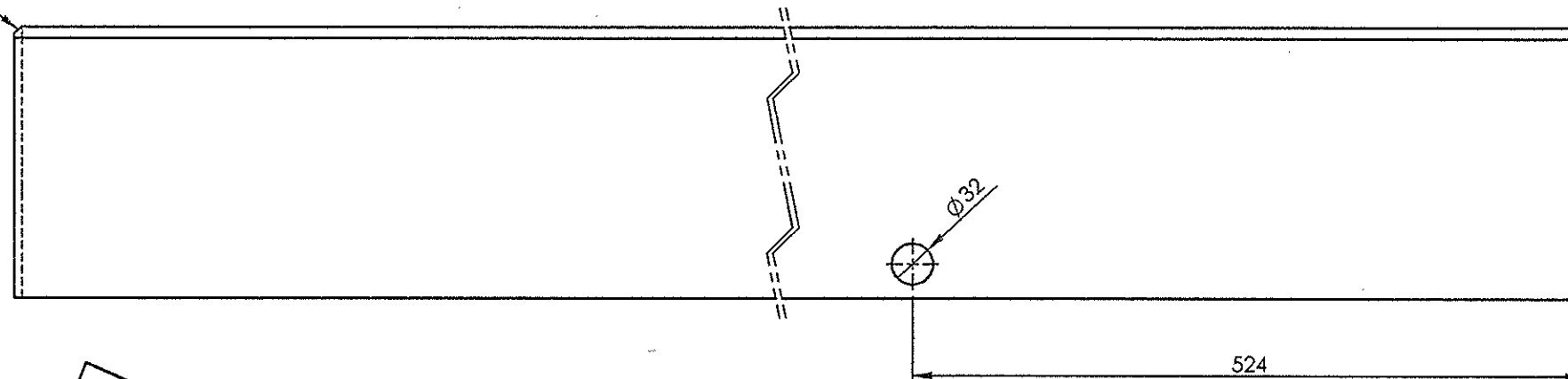
▽ ROUGH MACHINED	① ROUGH CLEANED
▽▽ FINISH MACHINED	② BURRS REMOVED
▽▽▽ FINE FINISH MACHINED	③ CHAMFERED

REVISIONS				APPROVED & DATE	
ALT.	ZONE	DESCRIPTION			

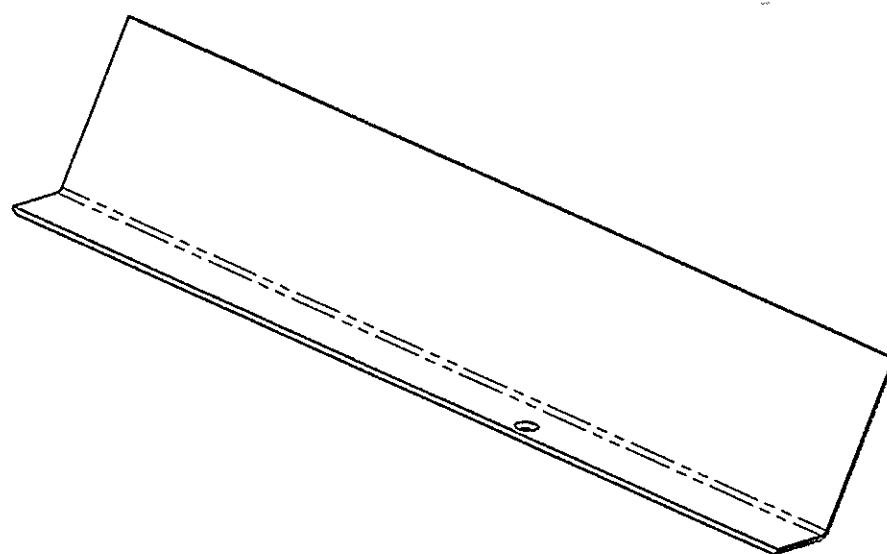


SECTION A-A

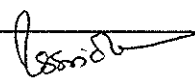
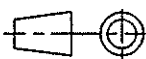
6 X 42°



DETAIL X
SCALE 1:2



ISOMETRIC VIEW

1	COVER SHEET	10x360x1515	1		IRS M-41-1997	42.63	
QTY.	DESCRIPTION	DIMENSIONS	ITEM NO.	REF. DRGS	MATL.SPEC.	WT/UNIT IN KGS	REMARKS
GROUP: UNDER FRAME		SURFACE AREA IN Sq.m.:			WT/ASSY IN Kgs:		
COVER SHEET					SCALE	SSE/D	
					1:5	CHD	
					ALT.	ALTD	
						DRN	K.SETHURAMAN
INDIAN RAILWAY STANDARDS INTEGRAL COACH FACTORY, CHENNAI - 600038				SHEET 1 OF 1			
					AAD11558		A3

ALL DIMENSIONS ARE IN mm UNLESS OTHERWISE SPECIFIED. FOR UNTOLERANCED DIMENSIONS AND ROUGHNESS VALUES, REFER DRAWING NO ICF/STD-9-0-001.
ANY MANUAL ALTERATION SHALL AUTOMATICALLY RENDER THIS DRAWING INVALID. WELDING SYMBOLS ARE AS PER IS: 813-1986.
WEIGHT GIVEN IN DRAWING IS FOR INDICATIVE PURPOSE ONLY

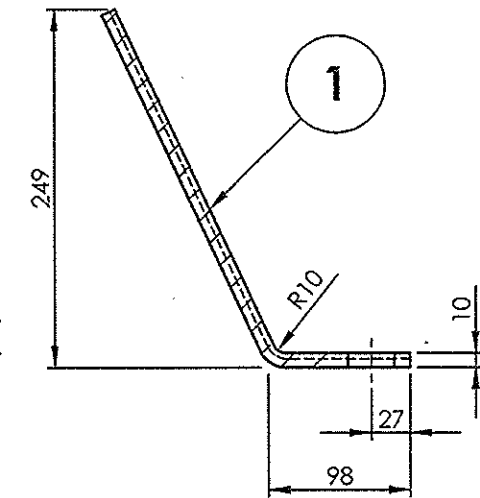
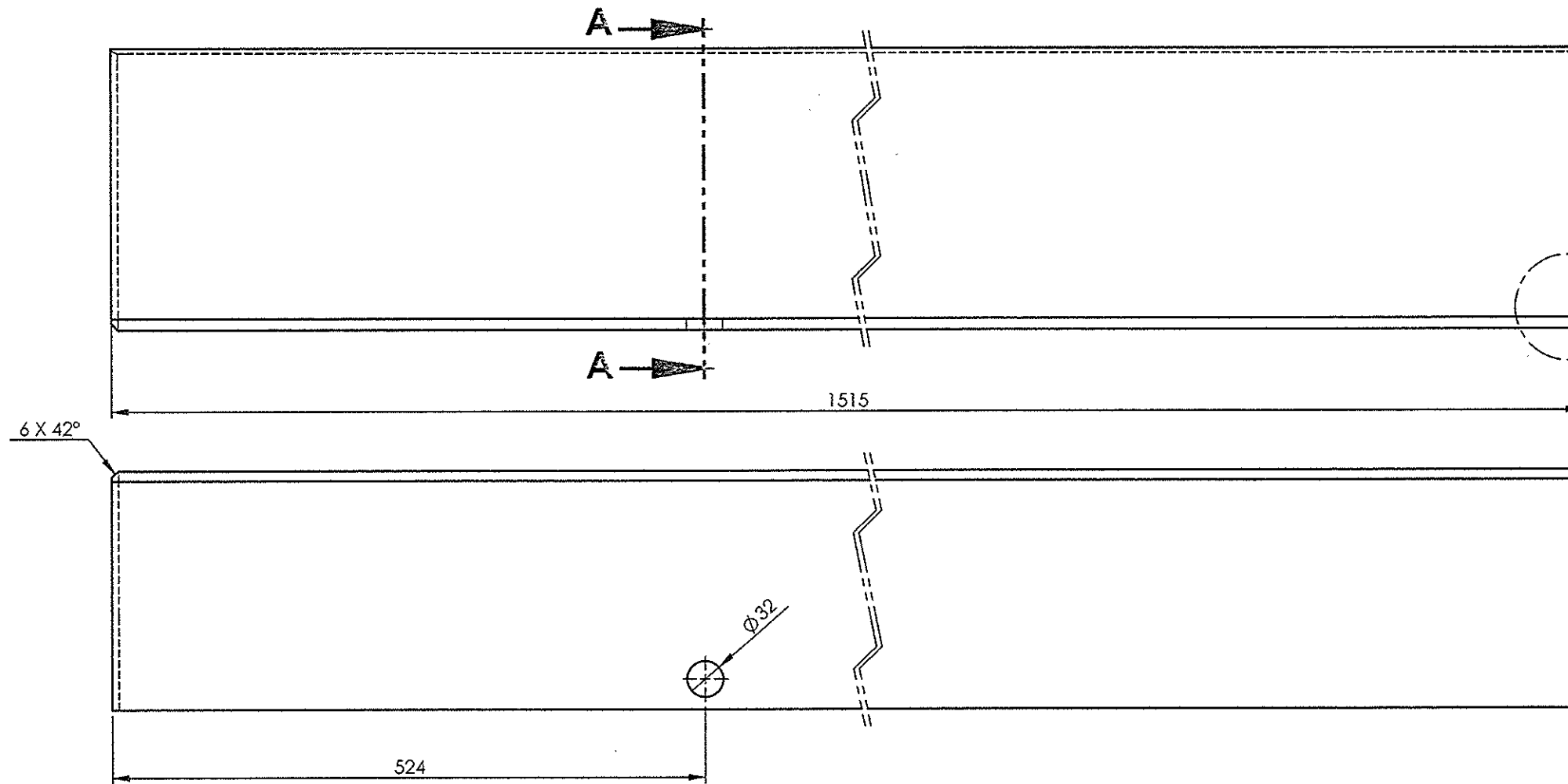
REF.DRG.NO.

	17-10-2017	
DATE OF LATEST ALT.	DATE OF FIRST ISSUE	AME/SME

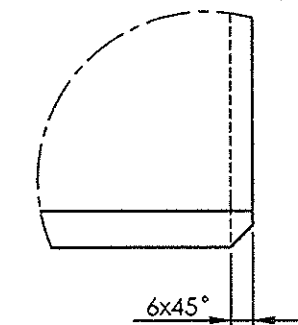
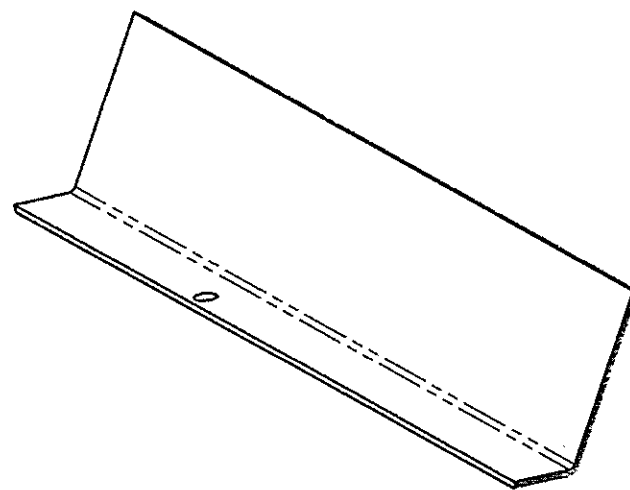
AAD11559

▽ ROUGH MACHINED	① ROUGH CLEANED
▽▽ FINISH MACHINED	② BURRS REMOVED
▽▽▽ FINE FINISH MACHINED	③ CHAMFERED

REVISIONS			
ALT.	ZONE	DESCRIPTION	APPROVED & DATE



SECTION A-A

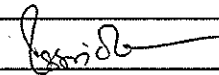
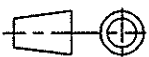
DETAIL X
SCALE 1 : 2

ISOMETRIC VIEW

ALL DIMENSIONS ARE IN mm UNLESS OTHERWISE SPECIFIED. FOR UNTOLERANCED DIMENSIONS AND ROUGHNESS VALUES, REFER DRAWING NO ICF/STD-9-0-001.
ANY MANUAL ALTERATION SHALL AUTOMATICALLY RENDER THIS DRAWING INVALID. WELDING SYMBOLS ARE AS PER IS: 813-1986.
WEIGHT GIVEN IN DRAWING IS FOR INDICATIVE PURPOSE ONLY

REF.DRG.NO.

DATE OF LATEST ALT.	17-10-2017	AME/SME
---------------------	------------	---------

1	COVER SHEET	10x360x1515	1		IRS M-41-1997	42.63	
QTY.	DESCRIPTION	DIMENSIONS	ITEM NO.	REF. DRGS	MATL.SPEC.	WT/UNIT IN KGS	REMARKS
GROUP: UNDER FRAME		SURFACE AREA IN Sq.m.:			WT/ASSY IN Kgs:		
COVER SHEET					SCALE	SSE/D	
					1:5	CHD	
					ALT.	ALTD	K.SETHURAMAN
						DRN	
INDIAN RAILWAY STANDARDS INTEGRAL COACH FACTORY, CHENNAI - 600038				SHEET 1 OF 1			
					AAD11559		A3

AAD11635

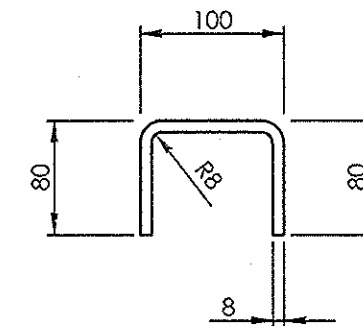
▽ ROUGH MACHINED	① ROUGH CLEANED
▽▽ FINISH MACHINED	② BURRS REMOVED
▽▽▽ FINE FINISH MACHINED	③ CHAMFERED

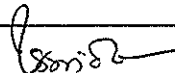
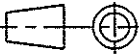
REVISIONS

ALT.	ZONE	DESCRIPTION	APPROVED & DATE
------	------	-------------	-----------------

1

1206



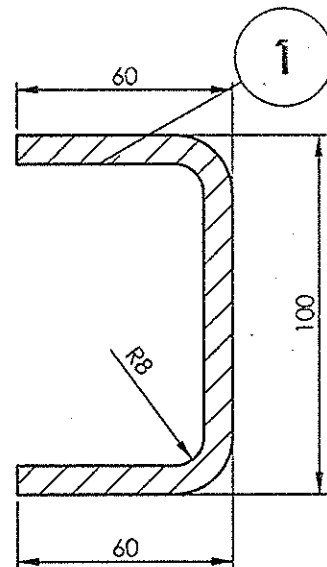
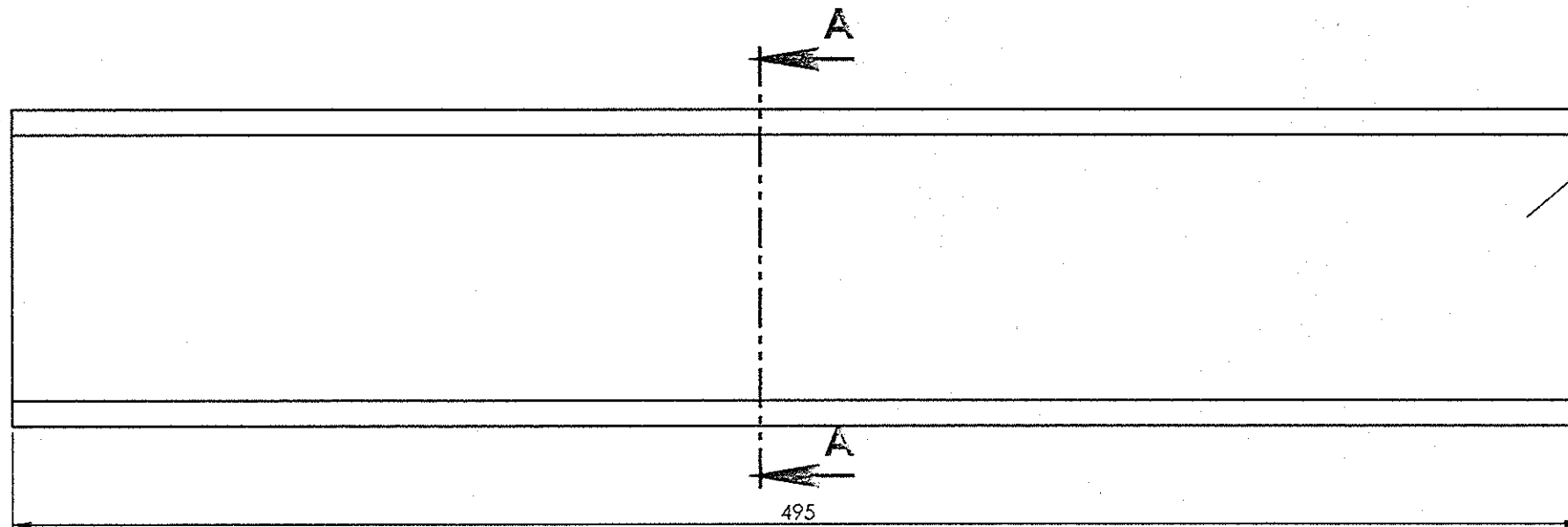
1	CHANNEL	8x228x1206	1		IRS M-41-1997	17.70			
QTY.	DESCRIPTION	DIMENSIONS	ITEM NO.	REF. DRGS	MATL.SPEC.	WT/UNIT IN KGS	REMARKS		
GROUP: 1-1		SURFACE AREA IN Sq.m.:			WT/ASSY IN Kgs:				
CHANNEL					SCALE	SSE/D			
					1:5	CHD			
					ALT.	ALTD			
						DRN	P.MURUGAN		
					INDIAN RAILWAY STANDARDS		SHEET 1 OF 1		
AAD11635		A3							
INTEGRAL COACH FACTORY, CHENNAI - 600038									

AAD11637

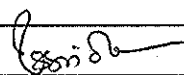
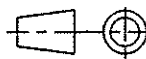
▽ ROUGH MACHINED	③ ROUGH CLEANED
▽▽ FINISH MACHINED	④ BURRS REMOVED
▽▽▽ FINE FINISH MACHINED	⑤ CHAMFERED

REVISIONS

ALT.	ZONE	DESCRIPTION	APPROVED & DATE
------	------	-------------	-----------------



SECTION A-A

1	CHANNEL	8x188x495	1		IRS M-41-1997	6.02	
QTY.	DESCRIPTION	DIMENSIONS	ITEM NO.	REF. DRGS	MATL.SPEC.	WT/UNIT IN KGS	REMARKS
GROUP: 1-1			SURFACE AREA IN Sq.m.:		WT/ASSY IN Kgs:		
CHANNEL					SCALE	SSE/D	
					1:2	CHD	
					ALT.	ALTD	
						DRN	P.MURUGAN
INDIAN RAILWAY STANDARDS INTEGRAL COACH FACTORY, CHENNAI - 600038							
					SHEET 1 OF 1		AAD11637

AAD11638

▽ ROUGH MACHINED

① ROUGH CLEANED

▽▽ FINISH MACHINED

② BURRS REMOVED

▽▽▽ FINE FINISH MACHINED

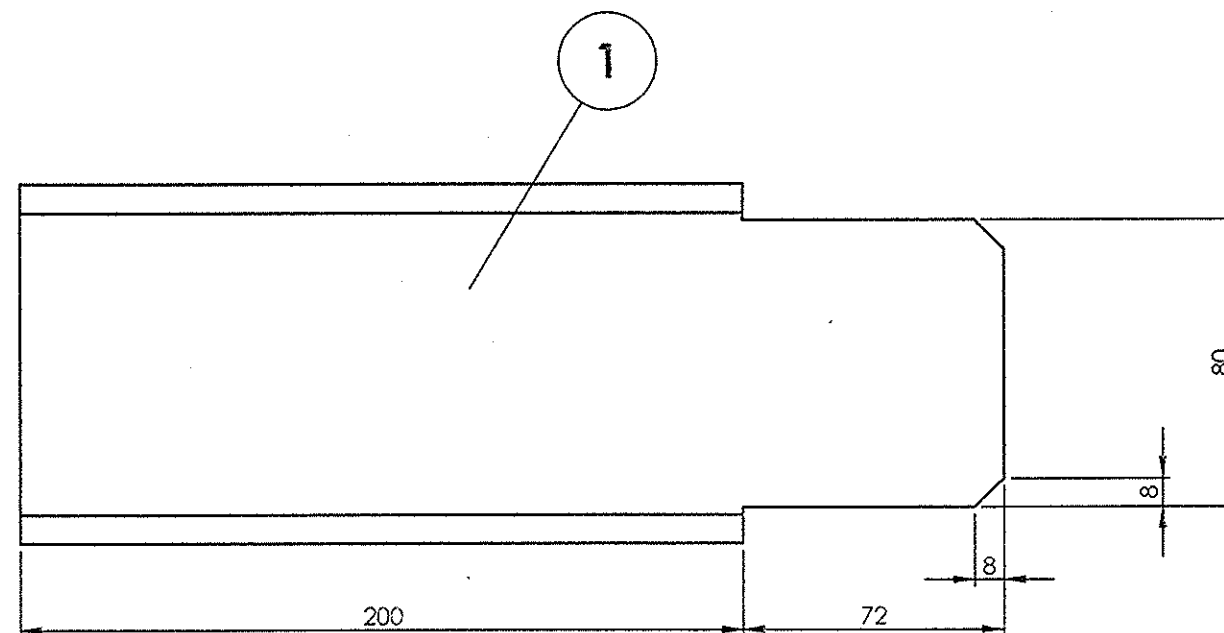
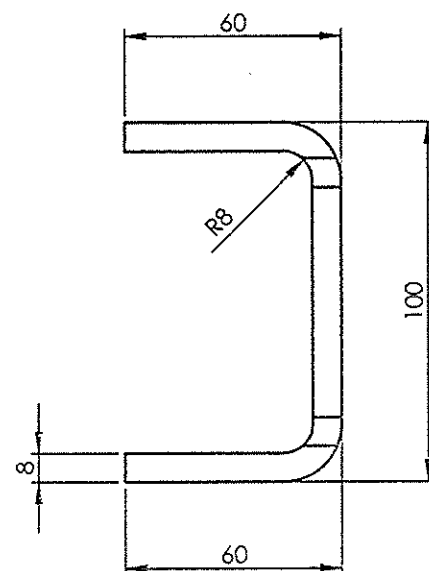
③ CHAMFERED

REVISIONS

ALT.

ZONE



DESCRIPTION

APPROVED &
DATE

ALL DIMENSIONS ARE IN mm UNLESS OTHERWISE SPECIFIED. FOR UNTOLERANCED DIMENSIONS AND ROUGHNESS VALUES REFER DRAWING NO ICF/STD-9-0-001.
ANY MANUAL ALTERATION SHALL AUTOMATICALLY RENDER THIS DRAWING INVALID. WELDING SYMBOLS ARE AS PER IS: 813:1986.
WEIGHT GIVEN IN DRAWING IS FOR INDICATIVE PURPOSE ONLY

REF.DRG.NO.EMU/M/3PH-1-1-005, ITEM-2

	03-10-2017	<i>P. Murugan</i>
DATE OF LATEST ALT.	DATE OF FIRST ISSUE	AME/SME

1	CHANNEL	8x188x272	1		IRS M-41-1997	2.79	
QTY.	DESCRIPTION	DIMENSIONS	ITEM NO.	REF. DRGS	MATL.SPEC.	WT/UNIT IN KGS	REMARKS
GROUP: 1-1			SURFACE AREA IN Sq.m.:		WT/ASSY IN Kgs:		
CHANNEL					SCALE	SSE/D	
					1:2	CHD	
					ALT.	ALTD	
						DRN	P.MURUGAN
INDIAN RAILWAY STANDARDS INTEGRAL COACH FACTORY, CHENNAI - 600038							
					SHEET 1 OF 1		
					AAD11638		A3

AAD11639

▽ ROUGH MACHINED	① ROUGH CLEANED
▽▽ FINISH MACHINED	② BURRS REMOVED
▽▽▽ FINE FINISH MACHINED	③ CHAMFERED


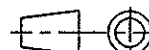
REVISIONS

ALT.	ZONE	DESCRIPTION	APPROVED & DATE
------	------	-------------	-----------------

1

1807

DETAIL A
SCALE 1 : 1SECTION B-B
SCALE 1 : 2

1	CHANNEL	8x228x1807	1		IRS M-41-1997	26.41	
QTY.	DESCRIPTION	DIMENSIONS	ITEM NO.	REF. DRGS	MATL.SPEC.	WT/UNIT IN KGS	REMARKS
GROUP: 1-1			SURFACE AREA IN Sq.m.:		WT/ASSY IN Kgs:		
CHANNEL					SCALE	SSE/D	
					1:5	CHD	
					ALT.	ALTD	
						DRN	P.MURUGAN
INDIAN RAILWAY STANDARDS INTEGRAL COACH FACTORY, CHENNAI - 600038							
					SHEET 1 OF 1		
					AAD11639		A3

REF.DRG.NO.ICF/MRVC/M-1-1-018, ITEM-23

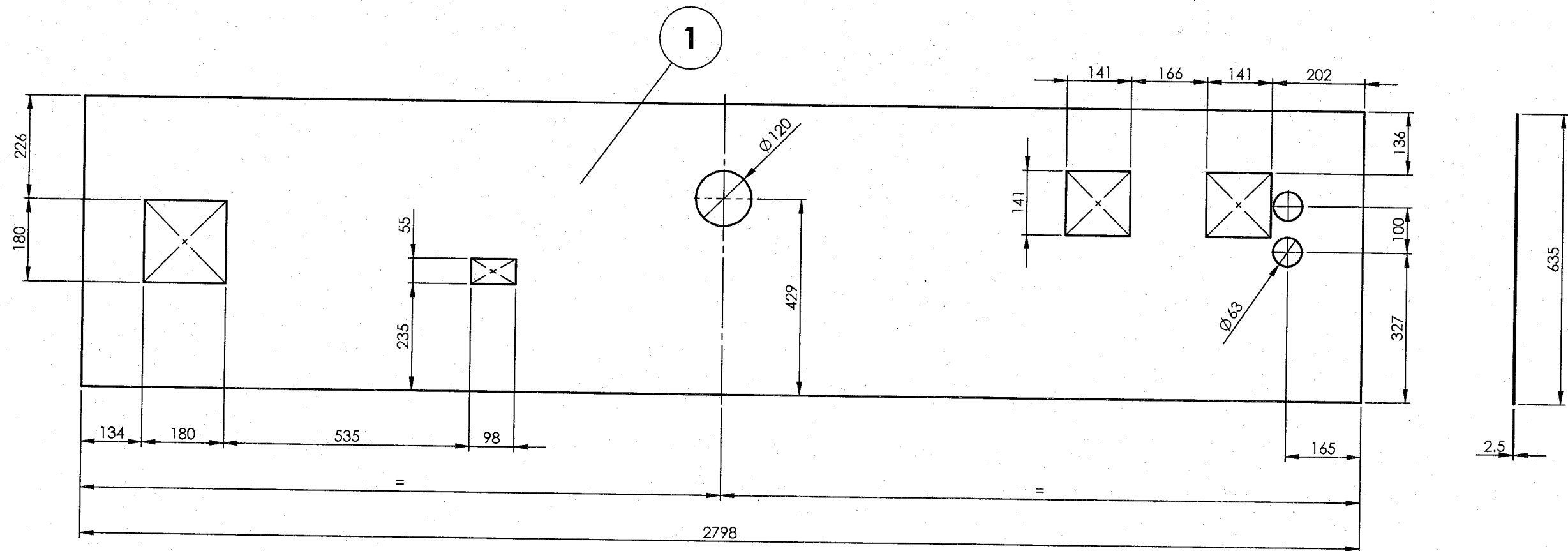
	03-09-2017	
DATE OF LATEST ALT.	DATE OF FIRST ISSUE	AME/SME

ALL DIMENSIONS ARE IN mm UNLESS OTHERWISE SPECIFIED. FOR UNTOLERANCED DIMENSIONS AND ROUGHNESS VALUES, REFER DRAWING NO ICF/STD 9.0.001.
ANY MANUAL ALTERATION SHALL AUTOMATICALLY RENDER THIS DRAWING INVALID. WELDING SYMBOLS ARE AS PER IS: 813 1986.
WEIGHT GIVEN IN DRAWING IS FOR INDICATIVE PURPOSE ONLY

AAD11680

▽ ROUGH MACHINED	① ROUGH CLEANED
▽▽ FINISH MACHINED	①b BURRS REMOVED
▽▽▽ FINE FINISH MACHINED	①8 CHAMFERED


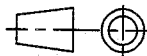
REVISIONS			
ALT.	ZONE	DESCRIPTION	APPROVED & DATE
a		Ø120 HOLE ADDED.	-sd-
b		98x55 CUTAWAY INTRODUCED.	



ALL DIMENSIONS ARE IN mm UNLESS OTHERWISE SPECIFIED. FOR UNTOLERANCED DIMENSIONS AND ROUGHNESS VALUES, REFER DRAWING NO ICF/STD-9-0-001.
ANY MANUAL ALTERATION SHALL AUTOMATICALLY RENDER THIS DRAWING INVALID. WELDING SYMBOLS ARE AS PER IS: 813-1986.
WEIGHT GIVEN IN DRAWING IS FOR INDICATIVE PURPOSE ONLY

REF.DRG.NO.-

30-10-2018	22-11-2017	
DATE OF LATEST ALT.	DATE OF FIRST ISSUE	AME/SME

1	COVER SHEET	2.5x635x2798	1		IRS M-41-1997	33.00	
QTY.	DESCRIPTION	DIMENSIONS	ITEM NO.	REF. DRGS	MATL.SPEC.	WT/UNIT IN KGS	REMARKS
GROUP: 1-1		SURFACE AREA IN Sq.m.:			WT/ASSY IN Kgs:		
COVER SHEET					SCALE	SSE/D	
					1:20	CHD	
					ALT. b	ALTD	SATISH KUMAR
						DRN	P.MURUGAN
INDIAN RAILWAY STANDARDS				SHEET 1 OF 1			
INTEGRAL COACH FACTORY, CHENNAI - 600038							
					AAD11680		A3

1		2		3		4		5		6		7		8																																																																	
AAE11372				▽ ROUGH MACHINED		① ROUGH CLEANED		REVISIONS																																																																							
				▽▽ FINISH MACHINED		② BURRS REMOVED		ALT.		ZONE		DESCRIPTION		APPROVED & DATE																																																																	
				▽▽▽ FINE FINISH MACHINED		③ CHAMFERED																																																																									
<div>ALL DIMENSIONS ARE IN mm UNLESS OTHERWISE SPECIFIED. FOR UNTOLERANCED DIMENSIONS AND ROUGHNESS VALUES, REFER DRAWING NO ICF/STD 9-0-001. ANY MANUAL ALTERATION SHALL AUTOMATICALLY RENDER THIS DRAWING INVALID. WELDING SYMBOLS ARE AS PER IS: 813-1986. WEIGHT GIVEN IN DRAWING IS FOR INDICATIVE PURPOSE ONLY</div> <div></div>																																																																															
<div>REF.DRG.NO.</div> <div><div>DATE OF LATEST ALT.</div><div>06-12-2017</div><div>AME/SME</div></div>																																																																															
<table><tr><td>1</td><td>FIXING ANGLE</td><td>5x50x69</td><td>1</td><td>REF. DRGS</td><td>IRS M-41-1997</td><td>0.13</td><td>REMARKS</td></tr><tr><td>QTY.</td><td>DESCRIPTION</td><td>DIMENSIONS</td><td>ITEM NO.</td><td>REF. DRGS</td><td>MATL.SPEC.</td><td>WT/UNIT IN KGS</td><td></td></tr><tr><td colspan="5">GROUP: 1-1</td><td colspan="2">SURFACE AREA IN Sq.m.:</td><td>WT/ASSY IN Kgs:</td></tr><tr><td colspan="5" rowspan="4">FIXING ANGLE</td><td>SCALE</td><td>SSE/D</td><td rowspan="2"></td></tr><tr><td>1:1</td><td>CHD</td></tr><tr><td>ALT.</td><td>ALTD</td><td></td></tr><tr><td></td><td>DRN</td><td>P.MURUGAN</td></tr><tr><td colspan="5">INDIAN RAILWAY STANDARDS</td><td colspan="2">SHEET 1 OF 1</td><td></td></tr><tr><td colspan="5">INTEGRAL COACH FACTORY, CHENNAI - 600038</td><td colspan="2"></td><td></td></tr><tr><td colspan="5"></td><td colspan="2">AAE11372</td><td>A3</td></tr></table>																1	FIXING ANGLE	5x50x69	1	REF. DRGS	IRS M-41-1997	0.13	REMARKS	QTY.	DESCRIPTION	DIMENSIONS	ITEM NO.	REF. DRGS	MATL.SPEC.	WT/UNIT IN KGS		GROUP: 1-1					SURFACE AREA IN Sq.m.:		WT/ASSY IN Kgs:	FIXING ANGLE					SCALE	SSE/D		1:1	CHD	ALT.	ALTD			DRN	P.MURUGAN	INDIAN RAILWAY STANDARDS					SHEET 1 OF 1			INTEGRAL COACH FACTORY, CHENNAI - 600038													AAE11372		A3
1	FIXING ANGLE	5x50x69	1	REF. DRGS	IRS M-41-1997	0.13	REMARKS																																																																								
QTY.	DESCRIPTION	DIMENSIONS	ITEM NO.	REF. DRGS	MATL.SPEC.	WT/UNIT IN KGS																																																																									
GROUP: 1-1					SURFACE AREA IN Sq.m.:		WT/ASSY IN Kgs:																																																																								
FIXING ANGLE					SCALE	SSE/D																																																																									
					1:1	CHD																																																																									
					ALT.	ALTD																																																																									
						DRN	P.MURUGAN																																																																								
INDIAN RAILWAY STANDARDS					SHEET 1 OF 1																																																																										
INTEGRAL COACH FACTORY, CHENNAI - 600038																																																																															
					AAE11372		A3																																																																								

1		2		3		4		5		6		7		8																																																											
AAE11715				▽ ROUGH MACHINED		① ROUGH CLEANED		REVISIONS																																																																	
				▽▽ FINISH MACHINED		② BURRS REMOVED		ALT.		ZONE		DESCRIPTION		APPROVED & DATE																																																											
				▽▽▽ FINE FINISH MACHINED		③ CHAMFERED																																																																			
<div><div>2748</div><div>1</div><div>A</div><div>A</div></div>																																																																									
<div><div>12</div><div>110</div></div>																																																																									
SECTION A-A SCALE 1 : 2																																																																									
<table><tr><td>1</td><td>TOP SHEET</td><td>12x110x2748</td><td>1</td><td></td><td>IS:2062-2011 E 250 CU-C</td><td>28.47</td><td></td></tr><tr><td>QTY.</td><td>DESCRIPTION</td><td>DIMENSIONS</td><td>ITEM NO.</td><td>REF. DRGS</td><td>MATL.SPEC.</td><td>WT/UNIT IN KGS</td><td>REMARKS</td></tr><tr><td colspan="2">GROUP: 1-1</td><td colspan="2">SURFACE AREA IN Sq.m.:</td><td colspan="4">WT/ASSY IN Kgs:</td></tr><tr><td colspan="4" rowspan="4">TOP SHEET</td><td>SCALE</td><td>SSE/D</td><td colspan="2" rowspan="4"><div><div></div><div>3D: P.MURUGAN 2D: SATISH KUMAR</div></div></td></tr><tr><td>1:20</td><td>CHD</td></tr><tr><td>ALT.</td><td>ALTD</td></tr><tr><td>DRN</td><td></td></tr><tr><td colspan="4">INDIAN RAILWAY STANDARDS</td><td colspan="2">SHEET 1 OF 1</td><td colspan="2">AAE11715</td><td colspan="2">A3</td></tr><tr><td colspan="4">INTEGRAL COACH FACTORY, CHENNAI - 600038</td><td colspan="2"></td><td colspan="2"></td><td colspan="2"></td></tr></table>																1	TOP SHEET	12x110x2748	1		IS:2062-2011 E 250 CU-C	28.47		QTY.	DESCRIPTION	DIMENSIONS	ITEM NO.	REF. DRGS	MATL.SPEC.	WT/UNIT IN KGS	REMARKS	GROUP: 1-1		SURFACE AREA IN Sq.m.:		WT/ASSY IN Kgs:				TOP SHEET				SCALE	SSE/D	<div><div></div><div>3D: P.MURUGAN 2D: SATISH KUMAR</div></div>		1:20	CHD	ALT.	ALTD	DRN		INDIAN RAILWAY STANDARDS				SHEET 1 OF 1		AAE11715		A3		INTEGRAL COACH FACTORY, CHENNAI - 600038									
1	TOP SHEET	12x110x2748	1		IS:2062-2011 E 250 CU-C	28.47																																																																			
QTY.	DESCRIPTION	DIMENSIONS	ITEM NO.	REF. DRGS	MATL.SPEC.	WT/UNIT IN KGS	REMARKS																																																																		
GROUP: 1-1		SURFACE AREA IN Sq.m.:		WT/ASSY IN Kgs:																																																																					
TOP SHEET				SCALE	SSE/D	<div><div></div><div>3D: P.MURUGAN 2D: SATISH KUMAR</div></div>																																																																			
				1:20	CHD																																																																				
				ALT.	ALTD																																																																				
				DRN																																																																					
INDIAN RAILWAY STANDARDS				SHEET 1 OF 1		AAE11715		A3																																																																	
INTEGRAL COACH FACTORY, CHENNAI - 600038																																																																									
<div><div>REF.DRG.NO.ICF/MRVC/M/SS-1-1-014, ITEM-1</div><div><div>20 03-2018</div><div>DATE OF LATEST ALT.</div><div>DATE OF FIRST ISSUE</div><div>AME/SME</div></div></div>																																																																									
1		2		3		4		5		6		7		8																																																											

ALL DIMENSIONS ARE IN mm UNLESS OTHERWISE SPECIFIED. FOR UNTOLERANCED DIMENSIONS AND ROUGHNESS VALUES, REFER DRAWING NO ICF/STD-9-0-001.
ANY MANUAL ALTERATION SHALL AUTOMATICALLY RENDER THIS DRAWING INVALID. WELDING SYMBOLS ARE AS PER IS: 813-1986.
WEIGHT GIVEN IN DRAWING IS FOR INDICATIVE PURPOSE ONLY

AAE11716

▽ ROUGH MACHINED
▽▽ FINISH MACHINED
▽▽▽ FINE FINISH MACHINED

① ROUGH CLEANED
①b BURRS REMOVED
①8 CHAMFERED

REVISIONS

ALT.

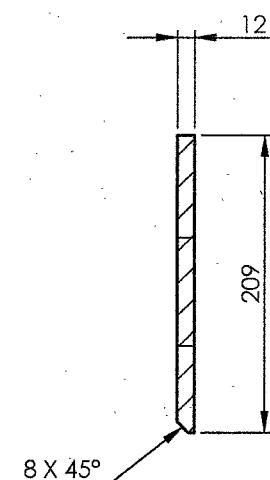
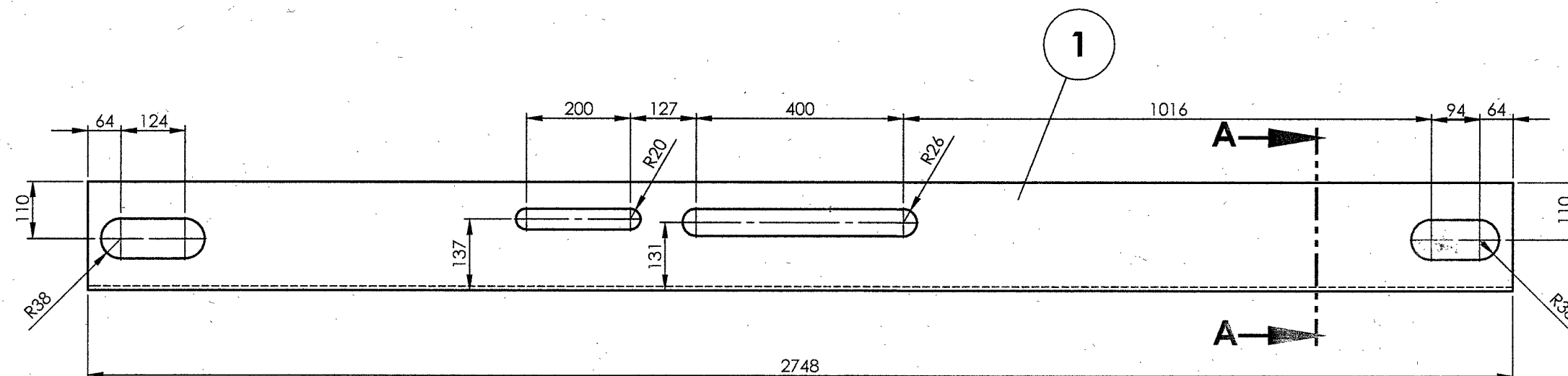
ZONE

DESCRIPTION


APPROVED &
DATE

a

DESIGN REVISED.



SECTION A-A
SCALE 1 : 5

1	WEB	12x209x2748	1		IS:2062-2011 E 250 Cu-C	47.97	
QTY.	DESCRIPTION	DIMENSIONS	ITEM NO.	REF. DRGS	MATL.SPEC.	WT/UNIT IN KGS	REMARKS
GROUP: 1-1		SURFACE AREA IN Sq.m.:			WT/ASSY IN Kgs:		
WEB					SCALE	SSE/D	
					1:10	CHD	
					ALT.	ALTD	P.MURUGAN
					a	DRN	3D: P.MURUGAN 2D: SATISH KUMAR
					INDIAN RAILWAY STANDARDS INTEGRAL COACH FACTORY, CHENNAI - 600038		
AAE11716							
		A3					


ALL DIMENSIONS ARE IN mm UNLESS OTHERWISE SPECIFIED. FOR UNTOLERANCED DIMENSIONS AND ROUGHNESS VALUES, REFER DRAWING NO ICF/STD-9-0-001.
ANY MANUAL ALTERATION SHALL AUTOMATICALLY RENDER THIS DRAWING INVALID. WELDING SYMBOLS ARE AS PER IS: 813-1986.
WEIGHT GIVEN IN DRAWING IS FOR INDICATIVE PURPOSE ONLY

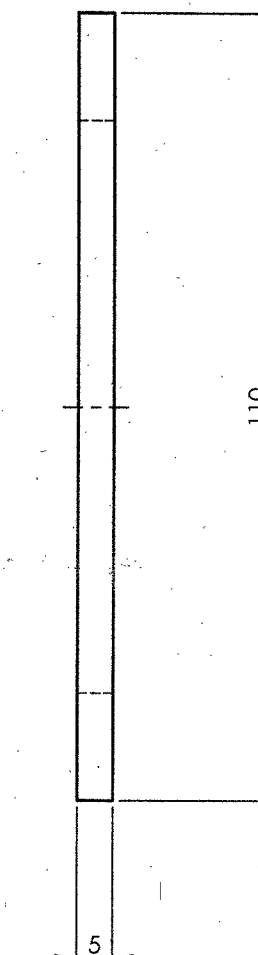
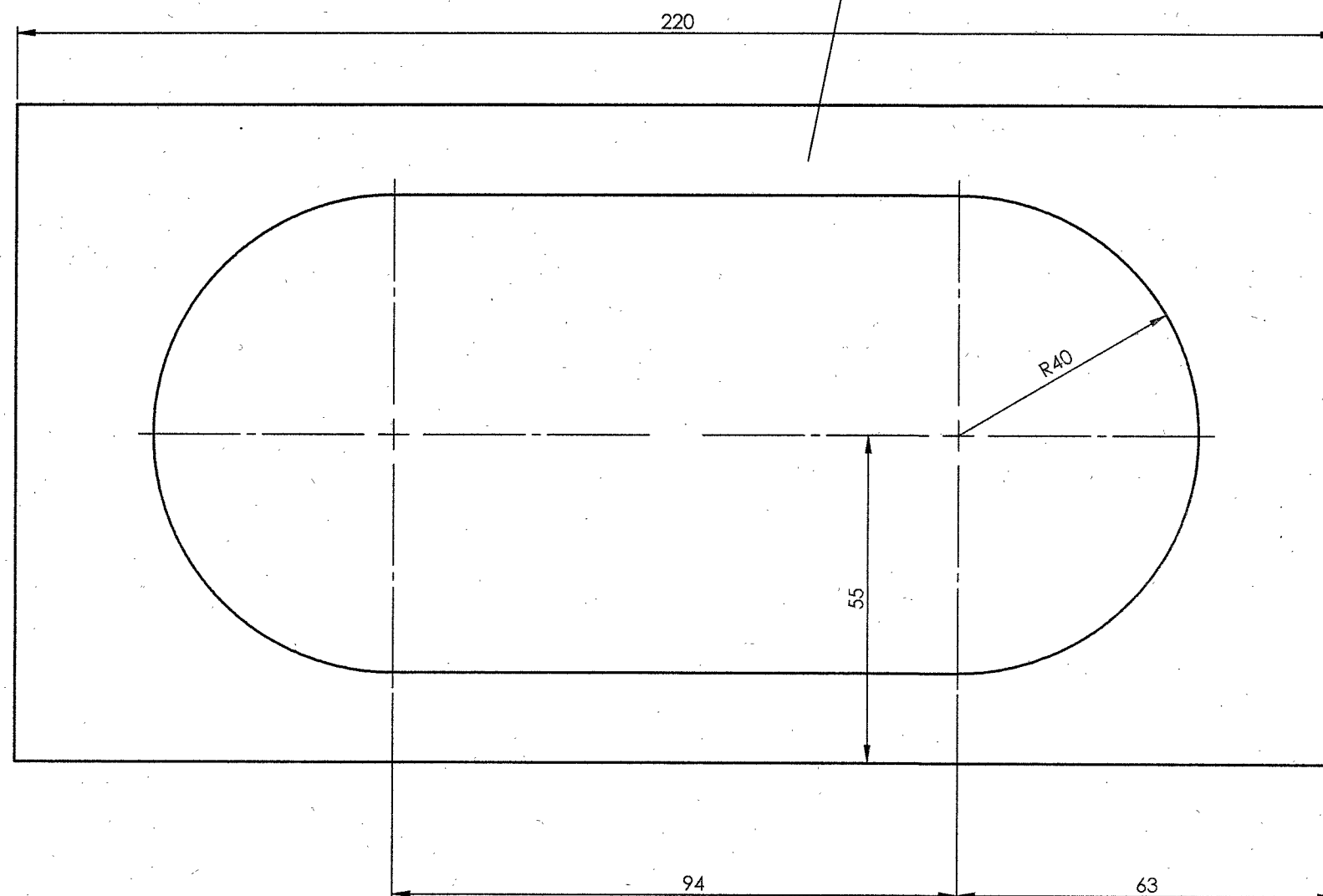
REF.DRG.NO.ICF/MRVC/M/B-1-1-010, ITEM-8

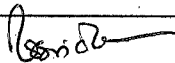

19-04-2018	16-03-2018	
DATE OF LATEST ALT.	DATE OF FIRST ISSUE	AME/SME

AAE11717

▽ ROUGH MACHINED	① ROUGH CLEANED
▽▽ FINISH MACHINED	①b BURRS REMOVED
▽▽▽ FINE FINISH MACHINED	①8 CHAMFERED


REVISIONS			
ALT.	ZONE	DESCRIPTION	APPROVED & DATE
a		DESIGN REVISED.	



1	PLATE	5x110x220	1		IRS M-41-1997	0.46	
QTY.	DESCRIPTION	DIMENSIONS	ITEM NO.	REF. DRGS	MATL.SPEC.	WT/UNIT IN KGS	REMARKS
GROUP: 1-1		SURFACE AREA IN Sq.m.:			WT/ASSY IN Kgs:		
PLATE					SCALE	SSE/D	
					1:1	CHD	
					ALT.	ALTD	P.MURUGAN
					a	DRN	3D: P.MURUGAN 2D: SATISH KUMAR
INDIAN RAILWAY STANDARDS INTEGRAL COACH FACTORY, CHENNAI - 600038				SHEET 1 OF 1			
						AAE11717	
						A3	

ALL DIMENSIONS ARE IN mm UNLESS OTHERWISE SPECIFIED. FOR UNTOLERANCED DIMENSIONS AND ROUGHNESS VALUES, REFER DRAWING NO ICF/STD-9-0-001.
ANY MANUAL ALTERATION SHALL AUTOMATICALLY RENDER THIS DRAWING INVALID. WELDING SYMBOLS ARE AS PER IS: 813-1986.
WEIGHT GIVEN IN DRAWING IS FOR INDICATIVE PURPOSE ONLY

REF.DRG.NO.ICF/MRVC/M/BT-1-1-010, ITEM-12


19-04-2018	20-03-2018	
DATE OF LATEST ALT.	DATE OF FIRST ISSUE	AME/SME

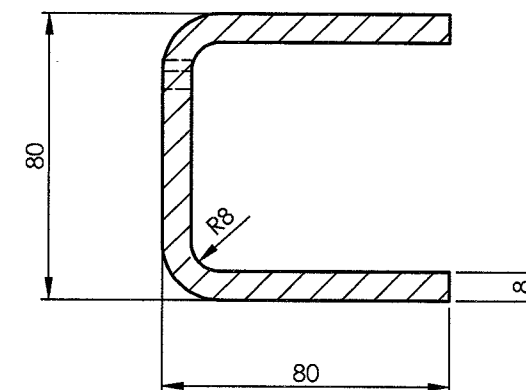
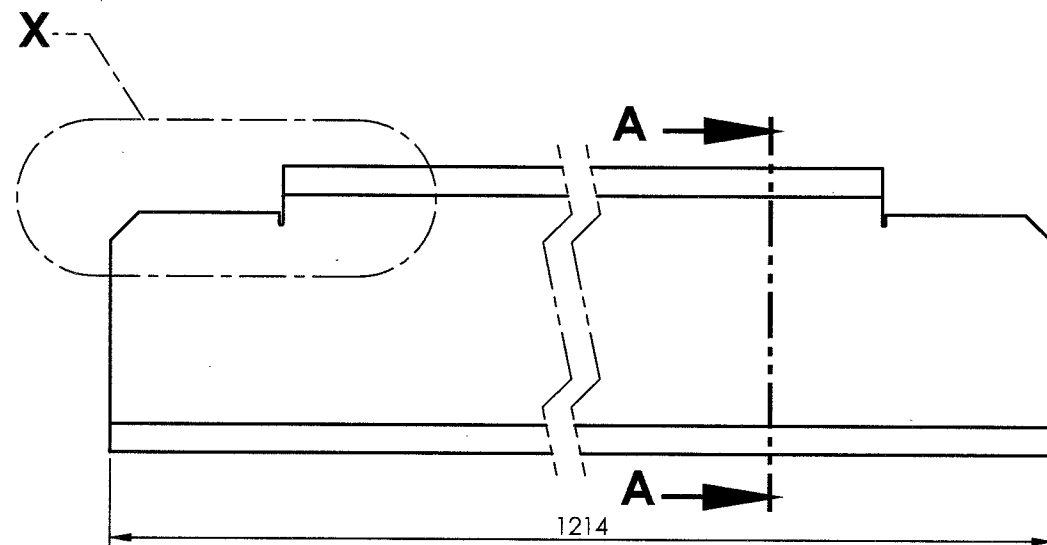
1		2		3		4		5		6		7		8																																																																																
AAE11718				▽ ROUGH MACHINED		① ROUGH CLEANED		REVISIONS																																																																																						
				▽▽ FINISH MACHINED		② BURRS REMOVED		ALT.		ZONE		DESCRIPTION		APPROVED & DATE																																																																																
				▽▽▽ FINE FINISH MACHINED		③ CHAMFERED		a				DIMENSION 54 ALTERED TO 55.																																																																																		
<div><div>ALL DIMENSIONS ARE IN mm UNLESS OTHERWISE SPECIFIED. FOR UNTOLERANCED DIMENSIONS AND ROUGHNESS VALUES, REFER DRAWING NO ICF/STD-9-0-001. ANY MANUAL ALTERATION SHALL AUTOMATICALLY RENDER THIS DRAWING INVALID. WELDING SYMBOLS ARE AS PER IS: 813:1986. WEIGHT GIVEN IN DRAWING IS FOR INDICATIVE PURPOSE ONLY</div><div></div></div>																																																																																														
<table><tr><td>1</td><td>PLATE</td><td>5x110x510</td><td>1</td><td></td><td>IRS M-41-1997</td><td>1.11</td><td></td></tr><tr><td>QTY.</td><td>DESCRIPTION</td><td>DIMENSIONS</td><td>ITEM NO.</td><td>REF. DRGS</td><td>MATL.SPEC.</td><td>WT/UNIT IN KGS</td><td>REMARKS</td></tr><tr><td colspan="2">GROUP: 1-1</td><td colspan="2">SURFACE AREA IN Sq.m.:</td><td colspan="4">WT/ASSY IN Kgs:</td></tr><tr><td colspan="4" rowspan="3">PLATE</td><td>SCALE 1:2</td><td>SSE/D</td><td colspan="2">②</td></tr><tr><td colspan="2">CHD</td><td colspan="2"></td></tr><tr><td>ALT. a</td><td>ALTD</td><td colspan="2">V.S.SRIDHARAN</td></tr><tr><td colspan="4"></td><td>DRN</td><td colspan="2">3D: P.MURUGAN 2D: SATISH KUMAR</td></tr><tr><td colspan="4">INDIAN RAILWAY STANDARDS</td><td colspan="2">SHEET 1 OF 1</td><td colspan="2"></td></tr><tr><td colspan="4">INTEGRAL COACH FACTORY, CHENNAI - 600038</td><td colspan="2"></td><td colspan="2"></td></tr><tr><td colspan="2">19-04-2018</td><td colspan="2">20-03-2018</td><td colspan="2">③</td><td colspan="2"></td></tr><tr><td colspan="2">DATE OF LATEST ALT.</td><td colspan="2">DATE OF FIRST ISSUE</td><td colspan="2">AME/SME</td><td colspan="2"></td></tr></table>																1	PLATE	5x110x510	1		IRS M-41-1997	1.11		QTY.	DESCRIPTION	DIMENSIONS	ITEM NO.	REF. DRGS	MATL.SPEC.	WT/UNIT IN KGS	REMARKS	GROUP: 1-1		SURFACE AREA IN Sq.m.:		WT/ASSY IN Kgs:				PLATE				SCALE 1:2	SSE/D	②		CHD				ALT. a	ALTD	V.S.SRIDHARAN						DRN	3D: P.MURUGAN 2D: SATISH KUMAR		INDIAN RAILWAY STANDARDS				SHEET 1 OF 1				INTEGRAL COACH FACTORY, CHENNAI - 600038								19-04-2018		20-03-2018		③				DATE OF LATEST ALT.		DATE OF FIRST ISSUE		AME/SME			
1	PLATE	5x110x510	1		IRS M-41-1997	1.11																																																																																								
QTY.	DESCRIPTION	DIMENSIONS	ITEM NO.	REF. DRGS	MATL.SPEC.	WT/UNIT IN KGS	REMARKS																																																																																							
GROUP: 1-1		SURFACE AREA IN Sq.m.:		WT/ASSY IN Kgs:																																																																																										
PLATE				SCALE 1:2	SSE/D	②																																																																																								
				CHD																																																																																										
				ALT. a	ALTD	V.S.SRIDHARAN																																																																																								
				DRN	3D: P.MURUGAN 2D: SATISH KUMAR																																																																																									
INDIAN RAILWAY STANDARDS				SHEET 1 OF 1																																																																																										
INTEGRAL COACH FACTORY, CHENNAI - 600038																																																																																														
19-04-2018		20-03-2018		③																																																																																										
DATE OF LATEST ALT.		DATE OF FIRST ISSUE		AME/SME																																																																																										
REF.DRG.NO.ICF/MRVC/M/BT-1-1-010, ITEM-12																																																																																														
1		2		3		4		5		6		7		8																																																																																

1		2		3		4		5		6		7		8																																																							
AAE11719				▽ ROUGH MACHINED		① ROUGH CLEANED		REVISIONS																																																													
				▽▽ FINISH MACHINED		② BURRS REMOVED		ALT.		ZONE		DESCRIPTION		APPROVED & DATE																																																							
				▽▽▽ FINE FINISH MACHINED		③ CHAMFERED																																																															
<div>ALL DIMENSIONS ARE IN mm UNLESS OTHERWISE SPECIFIED. FOR UNTOLERANCED DIMENSIONS AND ROUGHNESS VALUES, REFER DRAWING NO ICF/STD-9-0-001. ANY MANUAL ALTERATION SHALL AUTOMATICALLY RENDER THIS DRAWING INVALID. WELDING SYMBOLS ARE AS PER IS: 813:1986. WEIGHT GIVEN IN DRAWING IS FOR INDICATIVE PURPOSE ONLY</div> <div></div>																																																																					
<table><tr><td>1</td><td>PLATE</td><td>5x110x300</td><td>1</td><td></td><td>IRS M-41-1997</td><td>0.83</td><td></td></tr><tr><td>QTY.</td><td>DESCRIPTION</td><td>DIMENSIONS</td><td>ITEM NO.</td><td>REF. DRGS</td><td>MATL.SPEC.</td><td>WT/UNIT IN KGS</td><td>REMARKS</td></tr><tr><td colspan="2">GROUP: 1-1</td><td colspan="2">SURFACE AREA IN Sq.m.:</td><td colspan="4">WT/ASSY IN Kgs:</td></tr><tr><td colspan="4" rowspan="4">PLATE</td><td>SCALE</td><td>SSE/D</td><td colspan="2" rowspan="4"></td></tr><tr><td>1:2</td><td>CHD</td></tr><tr><td>ALT.</td><td>ALTD</td></tr><tr><td>DRN</td><td>3D: P. AMURUGAN 2D: SATISH KUMAR</td></tr><tr><td colspan="4">INDIAN RAILWAY STANDARDS</td><td colspan="2">SHEET 1 OF 1</td><td colspan="2">AAE11719 A3</td></tr><tr><td colspan="4">INTEGRAL COACH FACTORY, CHENNAI - 600038</td><td colspan="2"></td><td colspan="2"></td></tr></table>																1	PLATE	5x110x300	1		IRS M-41-1997	0.83		QTY.	DESCRIPTION	DIMENSIONS	ITEM NO.	REF. DRGS	MATL.SPEC.	WT/UNIT IN KGS	REMARKS	GROUP: 1-1		SURFACE AREA IN Sq.m.:		WT/ASSY IN Kgs:				PLATE				SCALE	SSE/D			1:2	CHD	ALT.	ALTD	DRN	3D: P. AMURUGAN 2D: SATISH KUMAR	INDIAN RAILWAY STANDARDS				SHEET 1 OF 1		AAE11719 A3		INTEGRAL COACH FACTORY, CHENNAI - 600038							
1	PLATE	5x110x300	1		IRS M-41-1997	0.83																																																															
QTY.	DESCRIPTION	DIMENSIONS	ITEM NO.	REF. DRGS	MATL.SPEC.	WT/UNIT IN KGS	REMARKS																																																														
GROUP: 1-1		SURFACE AREA IN Sq.m.:		WT/ASSY IN Kgs:																																																																	
PLATE				SCALE	SSE/D																																																																
				1:2	CHD																																																																
				ALT.	ALTD																																																																
				DRN	3D: P. AMURUGAN 2D: SATISH KUMAR																																																																
INDIAN RAILWAY STANDARDS				SHEET 1 OF 1		AAE11719 A3																																																															
INTEGRAL COACH FACTORY, CHENNAI - 600038																																																																					
<table><tr><td>REF.DRG.NO.ICF/MRVC/M/BT-1-1-010, ITEM-12</td><td>20 03-2018</td><td>AME/SME</td></tr><tr><td>DATE OF LATEST ALT.</td><td>DATE OF FIRST ISSUE</td><td></td></tr></table>																REF.DRG.NO.ICF/MRVC/M/BT-1-1-010, ITEM-12	20 03-2018	AME/SME	DATE OF LATEST ALT.	DATE OF FIRST ISSUE																																																	
REF.DRG.NO.ICF/MRVC/M/BT-1-1-010, ITEM-12	20 03-2018	AME/SME																																																																			
DATE OF LATEST ALT.	DATE OF FIRST ISSUE																																																																				

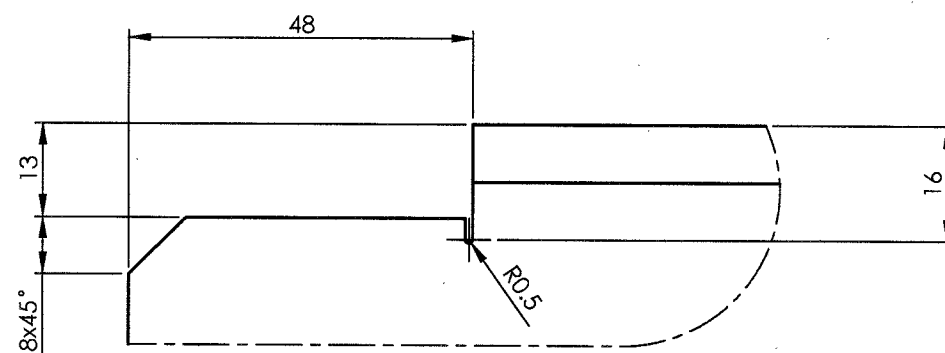
AAE11721

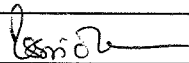
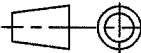
▽ ROUGH MACHINED	① ROUGH CLEANED
▽ FINISH MACHINED	①b BURRS REMOVED
▽ FINE FINISH MACHINED	①8 CHAMFERED

REVISIONS			
ALT.	ZONE	DESCRIPTION	APPROVED & DATE
a		R.M. LENGTH OF ITEM-1 ALTERED FROM 576 TO 1214. NOTCHING INTRODUCED AT THE OPPOSITE END ALSO.	



SECTION A-A

DETAIL X
SCALE 1 : 1

1	STIFFENING CHANNEL	8x214x1214	1		IRS M-41-1997	15.81	
QTY.	DESCRIPTION	DIMENSIONS	ITEM NO.	REF. DRGS	MATL.SPEC.	WT/UNIT IN KGS	REMARKS
GROUP: 1-1		SURFACE AREA IN Sq.m.:			WT/ASSY IN Kgs:		
STIFFENING CHANNEL					SCALE	SSE/D	
					1:2	CHD	
					ALT.	ALTD	SATISH KUMAR
					a	DRN	3D: V.S.SRIDHARAN 2D: SATISH KUMAR
INDIAN RAILWAY STANDARDS							
INTEGRAL COACH FACTORY, CHENNAI - 600038				SHEET 1 OF 1		AAE11721	
						A3	

ALL DIMENSIONS ARE IN mm UNLESS OTHERWISE SPECIFIED. FOR UNTOLERANCED DIMENSIONS AND ROUGHNESS VALUES, REFER DRAWING NO ICF/STD-9-0-001.
ANY MANUAL ALTERATION SHALL AUTOMATICALLY RENDER THIS DRAWING INVALID. WELDING SYMBOLS ARE AS PER IS: 813-1986.
WEIGHT GIVEN IN DRAWING IS FOR INDICATIVE PURPOSE ONLY

REF.DRG.NO.ICF/MRVC/M-1-1-020/ITEM-5

17-07-2018	20-03-2018	
DATE OF LATEST ALT.	DATE OF FIRST ISSUE	AME/SME