TEMPORARY ARRANGMENT DRAWING - BOX PUSHING METHOD











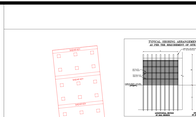

NOTE:
EXISTING UP AND DN LINE DETAILS WITH TRACK CENTER HAS BEEN INCORPORATED AS PER SITE DETAILS

STAGE-1: PRELIMINARY :

1. RAIL PASTING ON SHUNTING NECK TO BE SUSPENDED TILL COMPLETION OF BOX PUSHING WORK.
2. ROAD TRAFFIC WILL BE DIVERTED THROUGH LC. No.06 TILL THE COMPLETION OF RUB WORK AT LC No.07.
3. DIRECT TAR RUMBLER STRIPS INDICATOR AS PER SSE'S(C) AND MUTCD 2009 FOR 20 KMPH SPEED RESTRICTION FOR BOTH THE LINES.
4. EXCAVATE THE EARTH TO THE REQUIRED DEPTH FOR CASTING TRAVEL BED AS SPECIFIED LOCATION.
5. CAST THE TWELVE BED MOUNTION WALLS WITH PIN POCKETS FOR PUSHING THE RCC BOXES AS PER APPROVED DRAWING AND CURE PROPERLY.

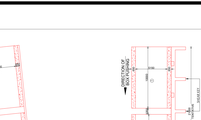

STAGE-2: BETWEEN TRAIN TAKING(1):

1. ENGINEER IN CHARGE SHOULD BE ENSURE THAT SUFFICIENT CRS, TOOLS AND PLANTS ARE AVAILABLE BEFOR COMMENCEMENT OF WORK.
2. CAST THE PRE-CAST RCC BOX OF REQUIRED SIZE OVER TWELVE BED AND CURE PROPERLY.



PRELIMINARY : (BETWEEN TRAIN TAKING(2))

1. SUITABLE HAUNCHING CRANE (PREFERABLE MINIMUM 250 T CAPACITY) WITH ONE SPARE CRANE OF SAME CAPACITY SHALL BE ARRANGED, EXCAVATOR IN CHARGE SHOULD ENSURE PROPER WORKING OF CRANES WELL IN ADVANCE OF THE COMMENCEMENT OF WORK. ALSO, THE POSITION OF HA GIRDER, AND CRANE SHOULD BE SO PLANNED THAT WHILE ARRIVAL THE WORK SHOULD BE COMPLETED.
2. RAILS SHOULD BE CUT AND WELDED PLANNED AS THE REQUIRED LOCATION DULY MARKING IN ADVANCE.

DURING LINE BLOCK AND POWER BLOCK FOR BOTH UP & DOWN LINE (02 HRS):

1. DISCONNECT THE P-WAY OF BOX OF & DOWN LINE (MAS/HAS/HOL).
2. REMOVE THE BALLAST TO THE REQUIRED LEVEL AND ALIGN.
3. ENSURE THAT THERE IS NO ASPHEIGHWAY AND LOOSE MATER ON THE TRACK.
4. ENSURE THAT THERE IS NO ASPHEIGHWAY TO WOOD AND NO LOOSE MATERIAL ON THE TRACK AND LINE THE P-WAY AND ALLOW THE TRAFFIC AT RESTRICTED SPEED OF 20KM/PH.

BETWEEN TRAIN TAKING(3) (FOR ECB):

1. EXCAVATE THE EARTH TO THE REQUIRED DEPTH AT THE BOX PORTION, AND PROVIDE THE SHORING TO MAINTAIN REQUIRED EARTH SLOPES, SPREAD OF THE SAND TO MAKE EVEN SURFACE, CASTING OF THE PRECAST RCC BASE SLAB.

STAGE - 4 PUSHING OF BOX SEGMENTS, (ORDER LINE BLOCK AND POWER BLOCK):

1. WHILE PUSHING THE BOX SEGMENTS BEFORE LINE BLOCK WILL BE TAKEN FOR EACH LINE & PROCEDURE WILL BE REPEATED TILL THE BOX SEGMENTS ARE PUSHED TO ITS POSITION AS PER THE REQUIREMENT SHOWN IN THE DRAWING.

GRADE OF CONCRETE

No.	Description	Grade
1	BOX SEGMENT	M50
2	BEARING CUSHION	M50
3	BOX FOUNDATION	M30
4	WALL FOUNDATION	M30
5	WALL ABUTMENT	M30

APPROVED QUALITY OF MATERIALS

Item	Source
CEMENT	ACC/ULTRATECH
STEEL	SAIL/TATA
AGGREGATE	APPROVED QUARRY

MAIN PROGRESS OF WORK (APPROX.)

Item	Quantity	Unit
P.C.C.	1200	CUM
R.C.C.	1200	CUM

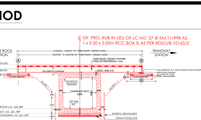

STAGE - 5: DURING LINE BLOCK AND POWER BLOCK FOR BOTH UP & DOWN LINE (06 HRS)

1. REMOVE THE P-WAY AND CRS ARRANGEMENTS.
2. FILL THE SOIL AND MAKE THE FORMATION GOOD, PLACE THE BALLAST TO THE REQUIRED LEVEL AND ALLOW THE TRAFFIC AT RESTRICTED SPEED OF 20KM/PH AND SHUNTING NECK SUSPENSION TO BE REMOVED.

STAGE - 6 : (BETWEEN TRAIN TAKING(3))

1. COMPLETE THE WORK IN ALL RESPECTS SUCH AS CONSTRUCTION OF WING/RETURN WALLS, PARAPET WALLS, APPROACH ROAD(S) TYPE BEARING WALL, ROOF SHEETS, SIDE DRAINS, ETC.
2. RECORD NORMAL RAILWAY LEVELS GRADUALLY AS PER PARA 607(1)F OF IRPWM.

TRACK DETAILS :

1. ALIGNMENT	STRAIGHT
2. AXLES OF VEHICLE(Kg)	20TON
3. DESIGN AXLES	20T
4. TRACK MODULUS	60 KG/M
5. DWGT FORMATION LEVEL	650 KG/ M
6. PRO. ROAD LEVEL(S)	652.389 M
7. ROX BOX LEVEL(S)	650.189 M
8. VERTICAL CURVE	FLAT
9. RAILWAY LOADING	25 T JEDMI
10. GRADIENT	1 in ALL







GENERAL NOTES:

1. PROPOSED ARE SHOWING RED IN KEY PLAN.
2. ALL DIMENSIONS ARE IN MM UNLESS OTHERWISE NOTED. ALL LEVELS ARE IN METRES. CHAINAGE REFERS TO CENTRE LINE OF TRACK.
3. ALL CONCRETE SHALL BE OF M30 GRADE.
4. ALL REINFORCEMENT SHALL BE OF HYSD GRADE 500 CONFORMING TO IS 1786. ALL REINFORCEMENT SHALL BE FREE FROM RUST, MILL SCALE, OIL, GREASE, EARTH OR OTHER MATERIAL WHICH MAY REDUCE BOND. BARS SHALL BE BENT COLD AND NOT HEATED. BENDING SHALL BE DONE ACCORDING TO STANDARD PRACTICE.
5. ALL REINFORCEMENT SHALL BE ACCURATELY FIXED AND SECURELY TIED TOGETHER AT ALL INTERSECTIONS WITH 16 GAUGE BINDING WIRE AND SHALL BE SUPPORTED ON CONCRETE BLOCKS OF THE SAME GRADE AS THE WORK SHALL BE APPROVED BY THE ENGINEER-IN-CHARGE.
6. ALL CONCRETE WORK SHALL BE DONE IN ACCORDANCE WITH IRS CODE OF PRACTICE FOR PLAIN AND REINFORCED CONCRETE FOR BRIDGES AND CULVERTS.
7. BEFORE ANY DURING EXECUTION OF WORK, CONCERNED AGENCIES SHALL BE CONTACTED FOR LOCATION OF ANY UNDERGROUND SERVICES LIKE CABLES, PIPELINES ETC. AND PRECAUTIONS TAKEN TO AVOID DAMAGE TO THEM.
8. **NO CONSTRUCTION DRAINS** SHALL BE PROVIDED IN THE APPROACH EMBANKMENT. ALL DRAINAGE SHALL BE DISCHARGED AWAY FROM THE BRIDGE AND ABUTMENT.
9. **NO CONSTRUCTION JOINTS** SHALL BE PROVIDED IN THE ABUTMENT, WING WALLS AND RETURN WALLS. THE CONCRETE SHALL BE PLACED IN ONE CONTINUOUS OPERATION.
10. ALL THE EXPOSED CORNERS OF CONCRETE SHALL BE CHAMFERED 25 MM X 25 MM UNLESS OTHERWISE SPECIFIED.
11. ALL THE EXPOSED SURFACES OF CONCRETE SHALL BE FINISHED SMOOTH BY USING CEMENT MORTAR 1:3 (1 CEMENT : 3 FINE AGGREGATE) AS SOON AS POSSIBLE AFTER REMOVAL OF SHUTTERING.
12. ALL THE EXPOSED SURFACES OF CONCRETE SHALL BE PROTECTED FROM DIRECT RAIN BY SUITABLE MEANS UNTIL THE CONCRETE HAS SET.
13. ALL THE CONCRETE SHALL BE PROTECTED FROM DIRECT SUN BY SUITABLE MEANS AND KEPT MOIST FOR A PERIOD OF NOT LESS THAN 14 DAYS AFTER PLACING.
14. ALL THE CONCRETE SHALL BE PROTECTED FROM DAMAGE DUE TO RAIN, FLOWING WATER, FROST, SHOCK AND VIBRATION.
15. ALL THE CONCRETE SHALL BE PROTECTED FROM DAMAGE DUE TO RAIN, FLOWING WATER, FROST, SHOCK AND VIBRATION.
16. ALL THE CONCRETE SHALL BE PROTECTED FROM DAMAGE DUE TO RAIN, FLOWING WATER, FROST, SHOCK AND VIBRATION.
17. ALL THE CONCRETE SHALL BE PROTECTED FROM DAMAGE DUE TO RAIN, FLOWING WATER, FROST, SHOCK AND VIBRATION.
18. ALL THE CONCRETE SHALL BE PROTECTED FROM DAMAGE DUE TO RAIN, FLOWING WATER, FROST, SHOCK AND VIBRATION.
19. ALL THE CONCRETE SHALL BE PROTECTED FROM DAMAGE DUE TO RAIN, FLOWING WATER, FROST, SHOCK AND VIBRATION.
20. ALL THE CONCRETE SHALL BE PROTECTED FROM DAMAGE DUE TO RAIN, FLOWING WATER, FROST, SHOCK AND VIBRATION.
21. ALL THE CONCRETE SHALL BE PROTECTED FROM DAMAGE DUE TO RAIN, FLOWING WATER, FROST, SHOCK AND VIBRATION.
22. ALL THE CONCRETE SHALL BE PROTECTED FROM DAMAGE DUE TO RAIN, FLOWING WATER, FROST, SHOCK AND VIBRATION.
23. ALL THE CONCRETE SHALL BE PROTECTED FROM DAMAGE DUE TO RAIN, FLOWING WATER, FROST, SHOCK AND VIBRATION.
24. ALL THE CONCRETE SHALL BE PROTECTED FROM DAMAGE DUE TO RAIN, FLOWING WATER, FROST, SHOCK AND VIBRATION.
25. ALL THE CONCRETE SHALL BE PROTECTED FROM DAMAGE DUE TO RAIN, FLOWING WATER, FROST, SHOCK AND VIBRATION.
26. ALL THE CONCRETE SHALL BE PROTECTED FROM DAMAGE DUE TO RAIN, FLOWING WATER, FROST, SHOCK AND VIBRATION.
27. ALL THE CONCRETE SHALL BE PROTECTED FROM DAMAGE DUE TO RAIN, FLOWING WATER, FROST, SHOCK AND VIBRATION.
28. ALL THE CONCRETE SHALL BE PROTECTED FROM DAMAGE DUE TO RAIN, FLOWING WATER, FROST, SHOCK AND VIBRATION.
29. ALL THE CONCRETE SHALL BE PROTECTED FROM DAMAGE DUE TO RAIN, FLOWING WATER, FROST, SHOCK AND VIBRATION.
30. ALL THE CONCRETE SHALL BE PROTECTED FROM DAMAGE DUE TO RAIN, FLOWING WATER, FROST, SHOCK AND VIBRATION.
31. ALL THE CONCRETE SHALL BE PROTECTED FROM DAMAGE DUE TO RAIN, FLOWING WATER, FROST, SHOCK AND VIBRATION.
32. ALL THE CONCRETE SHALL BE PROTECTED FROM DAMAGE DUE TO RAIN, FLOWING WATER, FROST, SHOCK AND VIBRATION.
33. ALL THE CONCRETE SHALL BE PROTECTED FROM DAMAGE DUE TO RAIN, FLOWING WATER, FROST, SHOCK AND VIBRATION.
34. ALL THE CONCRETE SHALL BE PROTECTED FROM DAMAGE DUE TO RAIN, FLOWING WATER, FROST, SHOCK AND VIBRATION.
35. ALL THE CONCRETE SHALL BE PROTECTED FROM DAMAGE DUE TO RAIN, FLOWING WATER, FROST, SHOCK AND VIBRATION.
36. ALL THE CONCRETE SHALL BE PROTECTED FROM DAMAGE DUE TO RAIN, FLOWING WATER, FROST, SHOCK AND VIBRATION.
37. ALL THE CONCRETE SHALL BE PROTECTED FROM DAMAGE DUE TO RAIN, FLOWING WATER, FROST, SHOCK AND VIBRATION.
38. ALL THE CONCRETE SHALL BE PROTECTED FROM DAMAGE DUE TO RAIN, FLOWING WATER, FROST, SHOCK AND VIBRATION.
39. ALL THE CONCRETE SHALL BE PROTECTED FROM DAMAGE DUE TO RAIN, FLOWING WATER, FROST, SHOCK AND VIBRATION.
40. ALL THE CONCRETE SHALL BE PROTECTED FROM DAMAGE DUE TO RAIN, FLOWING WATER, FROST, SHOCK AND VIBRATION.
41. ALL THE CONCRETE SHALL BE PROTECTED FROM DAMAGE DUE TO RAIN, FLOWING WATER, FROST, SHOCK AND VIBRATION.
42. ALL THE CONCRETE SHALL BE PROTECTED FROM DAMAGE DUE TO RAIN, FLOWING WATER, FROST, SHOCK AND VIBRATION.
43. ALL THE CONCRETE SHALL BE PROTECTED FROM DAMAGE DUE TO RAIN, FLOWING WATER, FROST, SHOCK AND VIBRATION.
44. ALL THE CONCRETE SHALL BE PROTECTED FROM DAMAGE DUE TO RAIN, FLOWING WATER, FROST, SHOCK AND VIBRATION.
45. ALL THE CONCRETE SHALL BE PROTECTED FROM DAMAGE DUE TO RAIN, FLOWING WATER, FROST, SHOCK AND VIBRATION.
46. ALL THE CONCRETE SHALL BE PROTECTED FROM DAMAGE DUE TO RAIN, FLOWING WATER, FROST, SHOCK AND VIBRATION.
47. ALL THE CONCRETE SHALL BE PROTECTED FROM DAMAGE DUE TO RAIN, FLOWING WATER, FROST, SHOCK AND VIBRATION.
48. ALL THE CONCRETE SHALL BE PROTECTED FROM DAMAGE DUE TO RAIN, FLOWING WATER, FROST, SHOCK AND VIBRATION.
49. ALL THE CONCRETE SHALL BE PROTECTED FROM DAMAGE DUE TO RAIN, FLOWING WATER, FROST, SHOCK AND VIBRATION.
50. ALL THE CONCRETE SHALL BE PROTECTED FROM DAMAGE DUE TO RAIN, FLOWING WATER, FROST, SHOCK AND VIBRATION.
51. ALL THE CONCRETE SHALL BE PROTECTED FROM DAMAGE DUE TO RAIN, FLOWING WATER, FROST, SHOCK AND VIBRATION.
52. ALL THE CONCRETE SHALL BE PROTECTED FROM DAMAGE DUE TO RAIN, FLOWING WATER, FROST, SHOCK AND VIBRATION.
53. ALL THE CONCRETE SHALL BE PROTECTED FROM DAMAGE DUE TO RAIN, FLOWING WATER, FROST, SHOCK AND VIBRATION.
54. ALL THE CONCRETE SHALL BE PROTECTED FROM DAMAGE DUE TO RAIN, FLOWING WATER, FROST, SHOCK AND VIBRATION.
55. ALL THE CONCRETE SHALL BE PROTECTED FROM DAMAGE DUE TO RAIN, FLOWING WATER, FROST, SHOCK AND VIBRATION.
56. ALL THE CONCRETE SHALL BE PROTECTED FROM DAMAGE DUE TO RAIN, FLOWING WATER, FROST, SHOCK AND VIBRATION.
57. ALL THE CONCRETE SHALL BE PROTECTED FROM DAMAGE DUE TO RAIN, FLOWING WATER, FROST, SHOCK AND VIBRATION.
58. ALL THE CONCRETE SHALL BE PROTECTED FROM DAMAGE DUE TO RAIN, FLOWING WATER, FROST, SHOCK AND VIBRATION.
59. ALL THE CONCRETE SHALL BE PROTECTED FROM DAMAGE DUE TO RAIN, FLOWING WATER, FROST, SHOCK AND VIBRATION.
60. ALL THE CONCRETE SHALL BE PROTECTED FROM DAMAGE DUE TO RAIN, FLOWING WATER, FROST, SHOCK AND VIBRATION.
61. ALL THE CONCRETE SHALL BE PROTECTED FROM DAMAGE DUE TO RAIN, FLOWING WATER, FROST, SHOCK AND VIBRATION.
62. ALL THE CONCRETE SHALL BE PROTECTED FROM DAMAGE DUE TO RAIN, FLOWING WATER, FROST, SHOCK AND VIBRATION.
63. ALL THE CONCRETE SHALL BE PROTECTED FROM DAMAGE DUE TO RAIN, FLOWING WATER, FROST, SHOCK AND VIBRATION.
64. ALL THE CONCRETE SHALL BE PROTECTED FROM DAMAGE DUE TO RAIN, FLOWING WATER, FROST, SHOCK AND VIBRATION.
65. ALL THE CONCRETE SHALL BE PROTECTED FROM DAMAGE DUE TO RAIN, FLOWING WATER, FROST, SHOCK AND VIBRATION.
66. ALL THE CONCRETE SHALL BE PROTECTED FROM DAMAGE DUE TO RAIN, FLOWING WATER, FROST, SHOCK AND VIBRATION.
67. ALL THE CONCRETE SHALL BE PROTECTED FROM DAMAGE DUE TO RAIN, FLOWING WATER, FROST, SHOCK AND VIBRATION.
68. ALL THE CONCRETE SHALL BE PROTECTED FROM DAMAGE DUE TO RAIN, FLOWING WATER, FROST, SHOCK AND VIBRATION.
69. ALL THE CONCRETE SHALL BE PROTECTED FROM DAMAGE DUE TO RAIN, FLOWING WATER, FROST, SHOCK AND VIBRATION.
70. ALL THE CONCRETE SHALL BE PROTECTED FROM DAMAGE DUE TO RAIN, FLOWING WATER, FROST, SHOCK AND VIBRATION.
71. ALL THE CONCRETE SHALL BE PROTECTED FROM DAMAGE DUE TO RAIN, FLOWING WATER, FROST, SHOCK AND VIBRATION.
72. ALL THE CONCRETE SHALL BE PROTECTED FROM DAMAGE DUE TO RAIN, FLOWING WATER, FROST, SHOCK AND VIBRATION.
73. ALL THE CONCRETE SHALL BE PROTECTED FROM DAMAGE DUE TO RAIN, FLOWING WATER, FROST, SHOCK AND VIBRATION.
74. ALL THE CONCRETE SHALL BE PROTECTED FROM DAMAGE DUE TO RAIN, FLOWING WATER, FROST, SHOCK AND VIBRATION.
75. ALL THE CONCRETE SHALL BE PROTECTED FROM DAMAGE DUE TO RAIN, FLOWING WATER, FROST, SHOCK AND VIBRATION.
76. ALL THE CONCRETE SHALL BE PROTECTED FROM DAMAGE DUE TO RAIN, FLOWING WATER, FROST, SHOCK AND VIBRATION.
77. ALL THE CONCRETE SHALL BE PROTECTED FROM DAMAGE DUE TO RAIN, FLOWING WATER, FROST, SHOCK AND VIBRATION.
78. ALL THE CONCRETE SHALL BE PROTECTED FROM DAMAGE DUE TO RAIN, FLOWING WATER, FROST, SHOCK AND VIBRATION.
79. ALL THE CONCRETE SHALL BE PROTECTED FROM DAMAGE DUE TO RAIN, FLOWING WATER, FROST, SHOCK AND VIBRATION.
80. ALL THE CONCRETE SHALL BE PROTECTED FROM DAMAGE DUE TO RAIN, FLOWING WATER, FROST, SHOCK AND VIBRATION.
81. ALL THE CONCRETE SHALL BE PROTECTED FROM DAMAGE DUE TO RAIN, FLOWING WATER, FROST, SHOCK AND VIBRATION.
82. ALL THE CONCRETE SHALL BE PROTECTED FROM DAMAGE DUE TO RAIN, FLOWING WATER, FROST, SHOCK AND VIBRATION.
83. ALL THE CONCRETE SHALL BE PROTECTED FROM DAMAGE DUE TO RAIN, FLOWING WATER, FROST, SHOCK AND VIBRATION.
84. ALL THE CONCRETE SHALL BE PROTECTED FROM DAMAGE DUE TO RAIN, FLOWING WATER, FROST, SHOCK AND VIBRATION.
85. ALL THE CONCRETE SHALL BE PROTECTED FROM DAMAGE DUE TO RAIN, FLOWING WATER, FROST, SHOCK AND VIBRATION.
86. ALL THE CONCRETE SHALL BE PROTECTED FROM DAMAGE DUE TO RAIN, FLOWING WATER, FROST, SHOCK AND VIBRATION.
87. ALL THE CONCRETE SHALL BE PROTECTED FROM DAMAGE DUE TO RAIN, FLOWING WATER, FROST, SHOCK AND VIBRATION.
88. ALL THE CONCRETE SHALL BE PROTECTED FROM DAMAGE DUE TO RAIN, FLOWING WATER, FROST, SHOCK AND VIBRATION.
89. ALL THE CONCRETE SHALL BE PROTECTED FROM DAMAGE DUE TO RAIN, FLOWING WATER, FROST, SHOCK AND VIBRATION.
90. ALL THE CONCRETE SHALL BE PROTECTED FROM DAMAGE DUE TO RAIN, FLOWING WATER, FROST, SHOCK AND VIBRATION.
91. ALL THE CONCRETE SHALL BE PROTECTED FROM DAMAGE DUE TO RAIN, FLOWING WATER, FROST, SHOCK AND VIBRATION.
92. ALL THE CONCRETE SHALL BE PROTECTED FROM DAMAGE DUE TO RAIN, FLOWING WATER, FROST, SHOCK AND VIBRATION.
93. ALL THE CONCRETE SHALL BE PROTECTED FROM DAMAGE DUE TO RAIN, FLOWING WATER, FROST, SHOCK AND VIBRATION.
94. ALL THE CONCRETE SHALL BE PROTECTED FROM DAMAGE DUE TO RAIN, FLOWING WATER, FROST, SHOCK AND VIBRATION.
95. ALL THE CONCRETE SHALL BE PROTECTED FROM DAMAGE DUE TO RAIN, FLOWING WATER, FROST, SHOCK AND VIBRATION.
96. ALL THE CONCRETE SHALL BE PROTECTED FROM DAMAGE DUE TO RAIN, FLOWING WATER, FROST, SHOCK AND VIBRATION.
97. ALL THE CONCRETE SHALL BE PROTECTED FROM DAMAGE DUE TO RAIN, FLOWING WATER, FROST, SHOCK AND VIBRATION.
98. ALL THE CONCRETE SHALL BE PROTECTED FROM DAMAGE DUE TO RAIN, FLOWING WATER, FROST, SHOCK AND VIBRATION.
99. ALL THE CONCRETE SHALL BE PROTECTED FROM DAMAGE DUE TO RAIN, FLOWING WATER, FROST, SHOCK AND VIBRATION.
100. ALL THE CONCRETE SHALL BE PROTECTED FROM DAMAGE DUE TO RAIN, FLOWING WATER, FROST, SHOCK AND VIBRATION.

LOAD CHART FOR 250T CRANE (CRANE CAPACITY IN MT)

RADIUS (M)	MAIN BOOM (M)					
	16.00	22.00	28.00	34.00	40.00	46.00
4	100.0	100.0	100.0			
5	100.0	100.0	100.0			
6	100.0	100.0	100.0	100.0		
7	100	100	100	100	100.0	
8	100	100	100	100	100.0	
9	94.4	94.4	94.4	94.4	94.4	94.4
10	84.4	84.4	84.4	84.4	84.4	84.4
12	70.0	70.0	70.0	70.0	70.0	70.0
14	60.0	60.0	60.0	60.0	60.0	60.0
16	51.2	51.2	51.2	51.2	51.2	51.2
18	44.4	44.4	44.4	44.4	44.4	44.4
20	39.0	39.0	39.0	39.0	39.0	39.0
22	34.4	34.4	34.4	34.4	34.4	34.4
24	30.6	30.6	30.6	30.6	30.6	30.6
26	27.4	27.4	27.4	27.4	27.4	27.4
28	24.7	24.7	24.7	24.7	24.7	24.7
30	22.4	22.4	22.4	22.4	22.4	22.4
32	20.4	20.4	20.4	20.4	20.4	20.4
34	18.7	18.7	18.7	18.7	18.7	18.7
36	17.2	17.2	17.2	17.2	17.2	17.2
38	15.8	15.8	15.8	15.8	15.8	15.8
40	14.6	14.6	14.6	14.6	14.6	14.6
42	13.5	13.5	13.5	13.5	13.5	13.5
44	12.5	12.5	12.5	12.5	12.5	12.5
46	11.6	11.6	11.6	11.6	11.6	11.6
48	10.8	10.8	10.8	10.8	10.8	10.8
50	10.0	10.0	10.0	10.0	10.0	10.0
52	9.3	9.3	9.3	9.3	9.3	9.3
54	8.7	8.7	8.7	8.7	8.7	8.7
56	8.1	8.1	8.1	8.1	8.1	8.1
58	7.5	7.5	7.5	7.5	7.5	7.5
60	7.0	7.0	7.0	7.0	7.0	7.0
CAPACITY OF HOOK (MT)	250 T		MAIN RADIUS			72
MAX BOOM LENGTH			WEIGHT OF FLY BOOM			46.9 T

NOTE: THE CAPACITY OF THE CRANE IS BASED ON THE STABILITY OF THE CRANE AND NOT ON THE STRENGTH OF THE MACHINE. THE CRANE SHALL NOT BE OPERATED BEYOND THE LOAD CURVE. THE CRANE SHALL NOT BE OPERATED WHEN THE WIND SPEED IS 50 KM/HOUR OR MORE.

TYPICAL PLAN SHOWING THE RETAINING WALL LENGTH AND JOINT ARRANGEMENTS AT ROAD WERKING POINT