SPECIAL INSTRUCTIONS/APPROVED SPECIAL INSTRUCTIONS

SL. NO.	INSTRUCTIONS	AUTHORITY	ISSUED BY	DISPENSATION NO. & DATE
1.	TAKING 'OFF' SIGNALS FOR MORE THAN ONE TRAIN AT A TIME.	G.R. 3.47	P.C.O.M.(E.R.)	
2.	TAKING 'OFF' SIGNALS FOR MORE THAN ONE TRAIN AT A TIME OVER NON ISOLATED LINES – NIL	G.R. 3.47(1)	P.C.O.M.(E.R.)	No. TG.203/1/DISPENSATION/PART-XIV, DT.18.03.26
3.	SHUNTING TOWARDS POINT OVER WHICH INCOMING TRAIN IS TO PASS.	G.R. 5.16	P.C.O.M.(E.R.)	No. TG.203/1/DISPENSATION/PART-XIV, DT.18.03.26

SL. NO.	SIGNALED SHUNTING MOVEMENTS PERMITTED UNDER SPECIAL INSTRUCTIONS	
	FROM SHUNT SIGNAL NO.	TOWARDS POINT NO. (OVER WHICH INCOMING TRAIN IS TO PASS)
1	SH73 TO S7	53R S1 TO S5 WITH OV5/II OR S20 TO S8 WITH OV8/II AND VICE VERSA.
2	SH71/SH73 TO S7	53R S20 TO S8 WITH OV8/III OR S5 TO S19 OR 55R S9 TO S17/S19 AND VICE VERSA.
3	SH7/SH9 TO DSH5	53R S1/S3 TO S5 WITH OV5/II OR S20 TO S8 WITH ALL OVERLAPS AND VICE VERSA.
4	SH71 TO S5	52R S18 TO S6 WITH OV6/I OR S12 WITH OV12/I AND VICE VERSA.
5	SH71/SH73 TO S5	52R S7/S9 TO S17 AND VICE VERSA.
6	SH5 TO DSH3	52R S1/S3 TO S7 WITH OV7/I OR S9 WITH OV9/I OR S18 TO S6/S12 WITH ALL OVERLAPS OR S7/S9 TO S17 AND VICE VERSA.
7	SH90/SH94 TO S6	59R S3 TO S5 WITH BOTH OVERLAPS OR S18/S20 TO S8 WITH OV8/I OR S8 TO S4 OR 57R S12 TO S2/S4 OR 56R S10 TO S2/S4 AND VICE VERSA.
8	SH88/SH90/SH92 TO S6	56R S1/S3 TO S11 WITH OV11 AND VICE VERSA.
9	SH88/SH92 TO S8	58R S1 TO S7/S9/S11 WITH ALL OVERLAPS OR S18/S20 TO S6 WITH OV6/II OR S12 WITH OV12/I OR S6/S10/S12 TO S2 AND VICE VERSA.

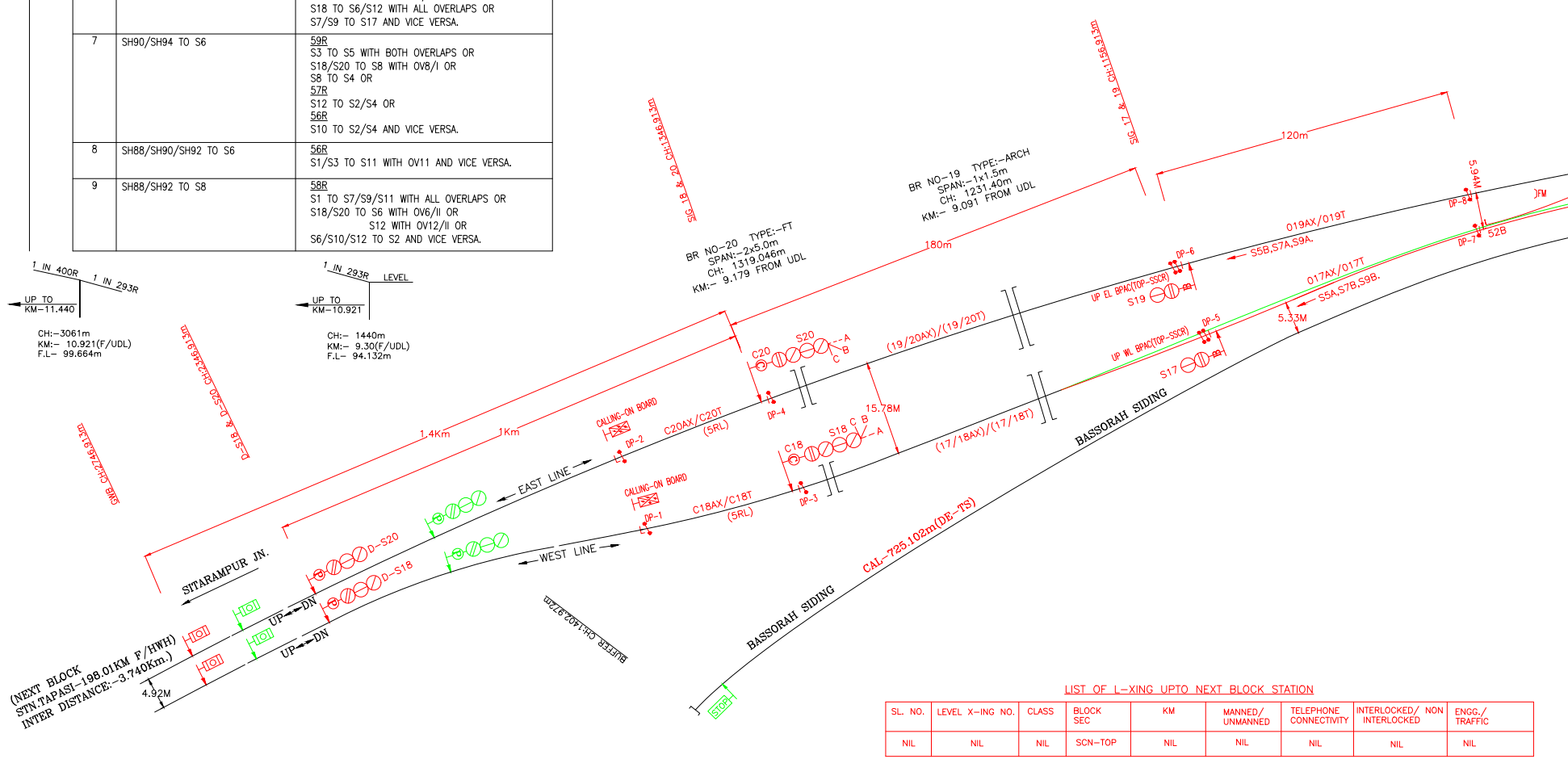
PT 52B CH:1036.913m
FM CH:1015.913m
1 IN 400R
1 IN 293R
UP TO
KM-11.440
CH:-3061m
KM:- 10.921(F/UDL)
F.L- 99.664m
1 IN 293R
LEVEL
UP TO
KM-10.921
CH:- 1440m
KM:- 9.30(F/UDL)
F.L- 94.132m
GWB CH:2746.913m
D-S18 & D-S20 CH:2346.913m
SIG 18 & 20 CH:1346.913m
SIG 17 & 19 CH:1156.913m
BR NO-20 TYPE:-FT
SPAN:-2x5.0m
CH: 1319.046m
KM:- 9.179 FROM UDL
BR NO-19 TYPE:-ARCH
SPAN:-1x1.5m
CH: 1231.40m
KM:- 9.091 FROM UDL
180m
120m
1.4Km
1Km
5.94M
FM
DP-8
DP-7
52B
019AX/019T
S5B,S7A,S9A.
DP-6
UP EL BPAC(TOP-SSCR)
S19
017AX/017T
S5A,S7B,S9B.
5.33M
DP-5
UP WL BPAC(TOP-SSCR)
S17
C20
S20
A
B
C
(19/20AX)/(19/20T)
DP-4
15.78M
C18
S18
C
B
A
(17/18AX)/(17/18T)
DP-3
CALLING-ON BOARD
DP-2
C20AX/C20T
(5RL)
CALLING-ON BOARD
DP-1
C18AX/C18T
(5RL)
EAST LINE
WEST LINE
BASSORAH SIDING
BASSORAH SIDING
CAL-725.102m(DE-TS)
SITARAMPUR JN.
D-S20
D-S18
UP DN
UP DN
BUFFER CH:1402.972m
STOP
4.92M
(NEXT BLOCK
STN.TAPASI-198.01KM F/HWH)
INTER DISTANCE:-3.740Km.)

LIST OF L-XING UPTO NEXT BLOCK STATION

SL. NO.	LEVEL X-ING NO.	CLASS	BLOCK SEC	KM	MANNED/ UNMANNED	TELEPHONE CONNECTIVITY	INTERLOCKED/ NON INTERLOCKED	ENGG./ TRAFFIC
NIL	NIL	NIL	SCN-TOP	NIL	NIL	NIL	NIL	NIL

Signature Not Verified
Digitally signed by ARVIND KUMAR SINGH
Date: 2026.06.17 16:21:06 IST
Reason: IREPS-CRIS
Location: New Delhi

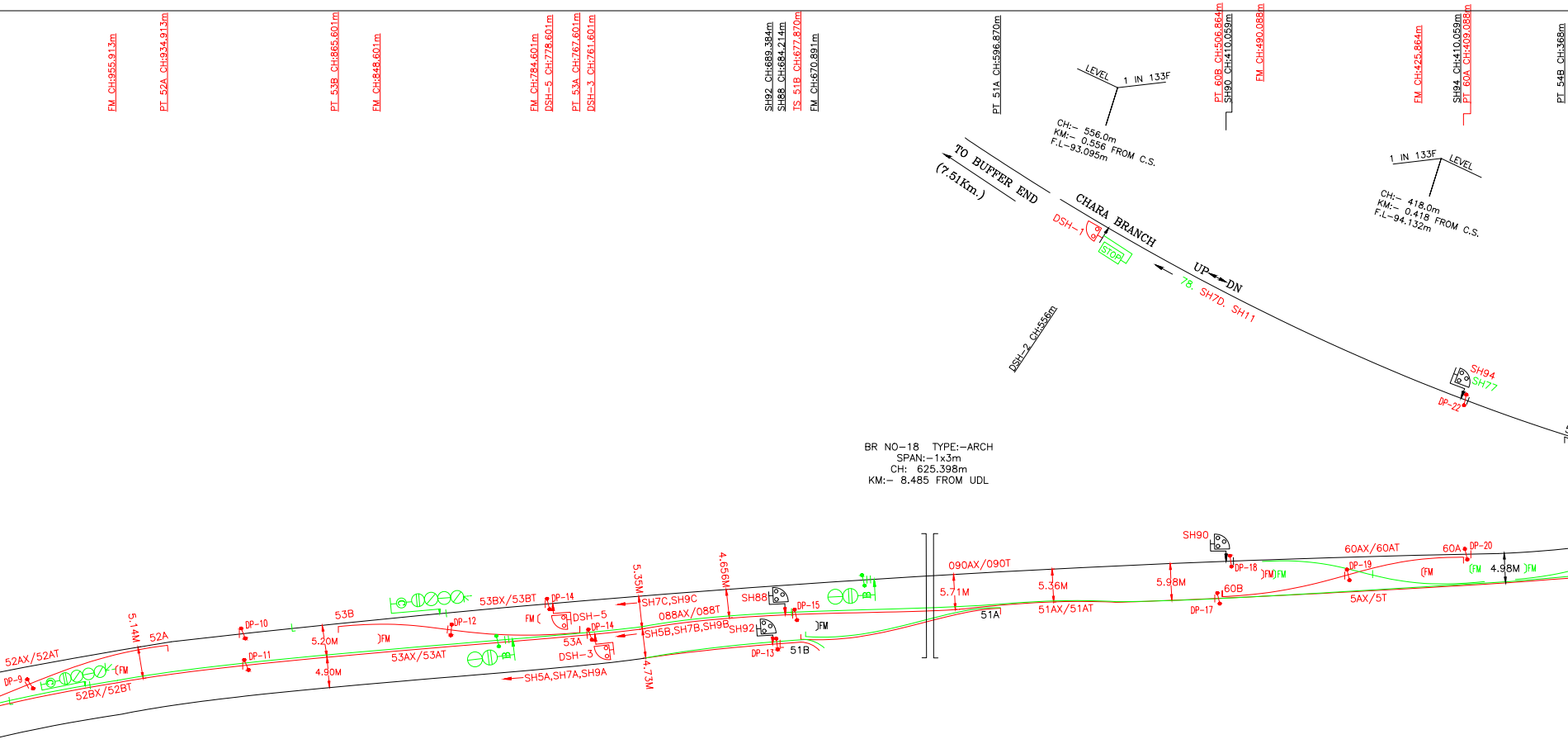
FM CH:955.913m
PT 52A CH:934.913m
PT 53B CH:865.601m
FM CH:848.601m
FM CH:784.601m
DSH-5 CH:778.601m
PT 53A CH:767.601m
DSH-3 CH:761.601m
SH92 CH:689.384m
SH88 CH:684.214m
TS 51B CH:677.870m
FM CH:670.891m
PT 51A CH:596.870m
PT 60B CH:506.864m
SH90 CH:410.059m
FM CH:490.088m
FM CH:425.864m
SH94 CH:410.059m
PT 60A CH:409.088m
PT 54B CH:368m
LEVEL
1 IN 133F
CH:- 556.0m
KM:- 0.556 FROM C.S.
F.L-93.095m
1 IN 133F
LEVEL
CH:- 418.0m
KM:- 0.418 FROM C.S.
F.L-94.132m
TO BUFFER END
(7.51Km.)
CHARA BRANCH
DSH-1
STOP
UP
DN
78. SH7D. SH11
DSH-2 CH:556m
SH94
SH77
DP-22
BR NO-18 TYPE:-ARCH
SPAN:-1x3m
CH: 625.398m
KM:- 8.485 FROM UDL
52AX/52AT
DP-9
FM
52BX/52BT
5.14M
52A
DP-10
DP-11
5.20M
4.90M
53B
FM
53AX/53AT
53BX/53BT
DP-12
DP-14
FM
DSH-5
DP-14
53A
DSH-3
SH5A,SH7A,SH9A
5.35M
4.73M
SH7C,SH9C
088AX/088T
SH5B,SH7B,SH9B
4.656M
SH88
SH92
DP-15
DP-13
FM
51B
090AX/090T
5.71M
51A
5.36M
51AX/51AT
5.98M
SH90
DP-18
FM
FM
DP-17
60B
60AX/60AT
DP-19
5AX/5T
FM
60A
DP-20
FM
4.98M
FM

ASPECT SEQUENCE CHART

← UP DIRECTION

EAST LINE

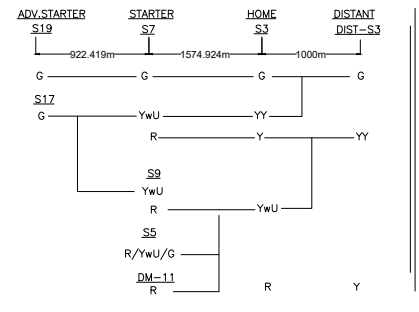
ADV.STARTER
S19
STARTER
S7
HOME
S3
DISTANT
DIST-S3
922.419m
1574.924m
1000m
G
G
G
G
S17
G
YwU
YY
R
Y
YY
S9
YwU
R
YwU
S5
R/YwU/G
DM-11
R
R
Y

WEST LINE

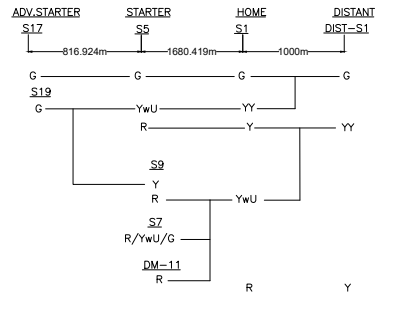
ADV.STARTER
S17
STARTER
S5
HOME
S1
DISTANT
DIST-S1
816.924m
1680.419m
1000m
G
G
G
G
S19
G
YwU
YY
R
Y
YY
S9
Y
R
YwU
S7
R/YwU/G
DM-11
R
R
Y

ASPECT SEQUENCE CHART

DOWN DIRECTION →

EAST LINE

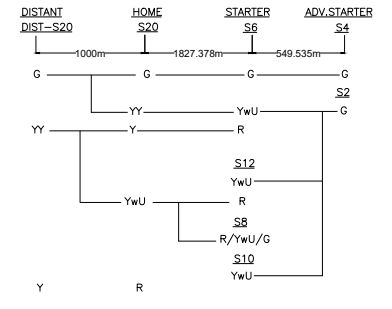
DISTANT
DIST-S20
HOME
S20
STARTER
S6
ADV.STARTER
S4
1000m
1827.378m
549.535m
G
G
G
G
S2
YY
YwU
G
YY
Y
R
S12
YwU
YwU
R
S8
R/YwU/G
S10
YwU
Y
R

WEST LINE

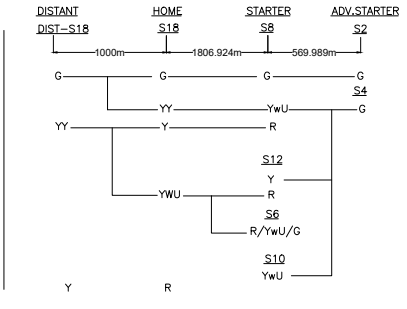
DISTANT
DIST-S18
HOME
S18
STARTER
S8
ADV.STARTER
S2
1000m
1806.924m
569.989m
G
G
G
G
S4
YY
YwU
G
YY
Y
R
S12
Y
YWU
R
S6
R/YwU/G
S10
YwU
Y
R

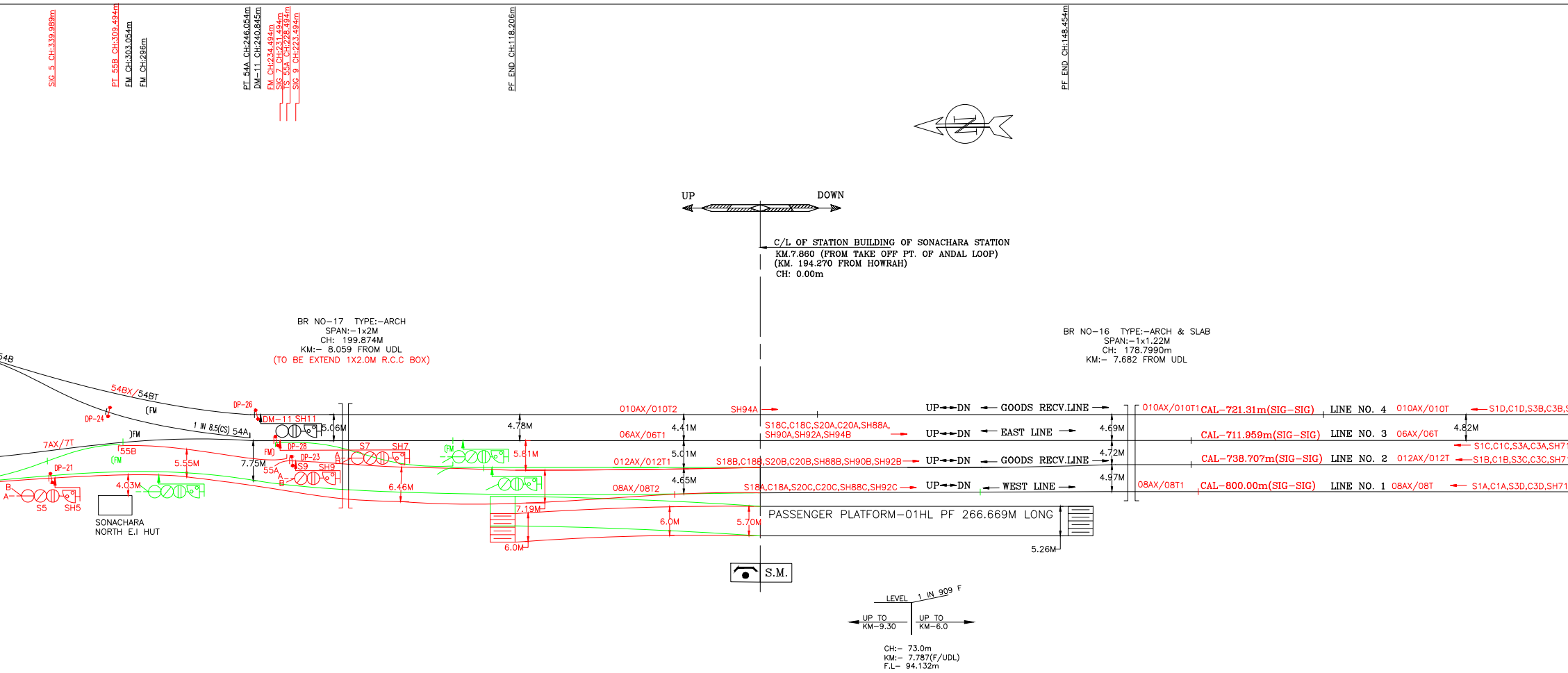
SIG 5 CH:339.989m
PT 55B CH:309.494m
FM CH:303.054m
FM CH:296m
PT 54A CH:246.054m
DM-11 CH:240.845m
FM CH:234.494m
SIG 7 CH:231.494m
TS 55A CH:228.494m
SIG 9 CH:223.494m
PF END CH:118.206m
PF END CH:148.454m
UP
DOWN
C/L OF STATION BUILDING OF SONACHARA STATION
KM.7.860 (FROM TAKE OFF PT. OF ANDAL LOOP)
(KM. 194.270 FROM HOWRAH)
CH: 0.00m
BR NO-17 TYPE:-ARCH
SPAN:-1x2M
CH: 199.874M
KM:- 8.059 FROM UDL
(TO BE EXTEND 1X2.0M R.C.C BOX)
BR NO-16 TYPE:-ARCH & SLAB
SPAN:-1x1.22M
CH: 178.7990m
KM:- 7.682 FROM UDL
54B
54BX/54BT
DP-26
DP-24
FM
1 IN 8.5(CS) 54A
DM-11 SH11
5.06M
7AX/7T
FM
55B
FM
DP-28
FM
DP-23
S7
SH7
S9
SH9
55A
A
B
5.55M
7.75M
DP-21
4.03M
B
A
S5
SH5
SONACHARA
NORTH E.I HUT
6.46M
4.78M
5.81M
FM
7.19M
6.0M
6.0M
5.70M
010AX/010T2
06AX/06T1
012AX/012T1
08AX/08T2
4.41M
5.01M
4.65M
SH94A
S18C,C18C,S20A,C20A,SH88A,
SH90A,SH92A,SH94B
S18B,C18B,S20B,C20B,SH88B,SH90B,SH92B
S18A,C18A,S20C,C20C,SH88C,SH92C
UP DN GOODS RECV.LINE
UP DN EAST LINE
UP DN GOODS RECV.LINE
UP DN WEST LINE
4.69M
4.72M
4.97M
PASSENGER PLATFORM-01HL PF 266.669M LONG
5.26M
S.M.
010AX/010T1
CAL-721.31m(SIG-SIG)
LINE NO. 4
010AX/010T
S1D,C1D,S3B,C3B,S
CAL-711.959m(SIG-SIG)
LINE NO. 3
06AX/06T
4.82M
S1C,C1C,S3A,C3A,SH71
CAL-738.707m(SIG-SIG)
LINE NO. 2
012AX/012T
S1B,C1B,S3C,C3C,SH71
08AX/08T1
CAL-800.00m(SIG-SIG)
LINE NO. 1
08AX/08T
S1A,C1A,S3D,C3D,SH71
LEVEL
1 IN 909 F
UP TO
KM-9.30
UP TO
KM-6.0
CH:- 73.0m
KM:- 7.787(F/UDL)
F.L- 94.132m

E.I CABIN

MAIN SIGNAL CONTROLS : S1, S2, S3, S4, S5, S6, S7, S8, S9, S10, S11, S12, S13, S15, S16, S17, S18, S19, S20.

CALLING-ON SIGNAL CONTROLS: C1, C3, C18, C20.

SHUNT SIGNAL CONTROLS : SH5, SH6, SH7, SH8, SH9, SH10, SH11, SH12, SH71, SH73, SH75, SH76, SH77, SH78, SH79, SH80, SH81, SH82, SH83, SH85, SH86, SH88, SH90, SH92, SH94.

POINT CONTROL : 51, 52, 53, 54, 55, 56, 57, 58, 59, 60, 61.

GATE CONTROL : G-31

CRANK HANDLE CONTROLS : CH1, CH2, CH3, CH4, CH5, CH6, CH7, CH8, CH9.

MSDAC DP CHART

TOTAL NOS. OF DP: 45
TOTAL NOS. OF AXLE COUNTER SECTION: 35

SL. NO.	TRACK SECTION	MSDAC DP NO.	SL. NO.	TRACK SECTION	MSDAC DP NO.
1	C18AX/C18T	DP-1,DP-3.	19	06AX/06T&06AX/06T1	DP-28,DP-32.
2	C20AX/C20T	DP-2,DP-4.	20	012AX/012T&012AX/012T1	DP-23,DP-27.
3	(17/18AX)/(17/18T)	DP-3,DP-5.	21	08AX/08T&08AX/08T1&08AX/08T2	DP-21,DP-25.
4	(19/20AX)/(19/20T)	DP-4,DP-6.	22	10AX/10T	DP-30,DP-34.
5	017AX/017T	DP-5,DP-7.	23	6AX/6T	DP-27,DP-32,DP-34,DP-36.
6	019AX/019T	DP-6,DP-8.	24	8AX/8T	DP-25,DP-29.
7	52AX/52AT	DP-8,DP-9,DP-10.	25	58AX/58AT	DP-31,DP-35,DP-36,DP-38.
8	52BX/52BT	DP-7,DP-9,DP-11.	26	58BX/58BT	DP-29,DP-31,DP-33.
9	53AX/53AT	DP-11,DP-12,DP-15.	27	59AX/59AT	DP-33,DP-35,DP-37.
10	53BX/53BT	DP-10,DP-12,DP-14.	28	04AX/04T	DP-38,DP-40.
11	088AX/088T	DP-14,DP-15.	29	02AX/02T	DP-37,DP-39.
12	51AX/51AT	DP-13,DP-15,DP-17.	30	4AX/4T	DP-40,DP-42.
13	090AX/090T	DP-14,DP-18.	31	2AX/2T	DP-39,DP-41.
14	60AX/60AT	DP-18,DP-19,DP-20.	32	3AX/3T	DP-42,DP-44.
15	5AX/5T	DP-17,DP-19,DP-21.	33	1AX/1T	DP-41,DP-43.
16	7AX/7T	DP-20,DP-23,DP-24,DP-28.	34	C1AX/C1T	DP-43,DP-45.
17	54BX/54BT	DP-22,DP-24,DP-26.	35	C3AX/C3T	DP-44,DP-46.
18	010AX/010T&010AX/010T1&010AX/010T2	DP-26,DP-30.			

OVERLAP TABLE

SL. NO.	FROM SIGNAL	TO SIGNAL	OVERLAP	OVERLAP POINTS	OVERLAP TRACK SECTION
1.	S1 & S3	S5	OV5/I	60N, 51N, 53N, 52N.	5AX/5T,51AX/51AT,088AX/088T,53AX/53AT, 52BX/52BT,017AX/017T.
2.			OV5/II	60N, 51N, 53R, 52N.	5AX/5T,51AX/51AT,088AX/088T,53AX/53AT, 53BX/53BT,52AX/52AT,019AX/019T.
3.		S7	OV7/I	54N, 55N, 60N, 53N, 52R	7AX/7T,60AX/60AT,090AX/090T, 53BX/53BT,52AX/52AT,52BX/52BT,017AX/017T.
4.			OV7/II	54N, 55N, 60N, 53N, 52N	7AX/7T,60AX/60AT,090AX/090T, 53BX/53BT,52AX/52AT,019AX/019T.
5.		S9	OV9/I	55R, 60N, 53N, 52R, 54N.	7AX/7T,60AX/60AT,090AX/090T, 53BX/53BT,52AX/52AT,52BX/52BT,017AX/017T.
6.			OV9/II	55R, 60N, 53N, 52N, 54N.	7AX/7T,60AX/60AT,090AX/090T, 53BX/53BT,52AX/52AT,019AX/019T.
7.		S11	OV11	54N.	54BX/54BT.

AT E.I. CABIN CRANK HANDLES

CH HANDLE	POINT NO.
CH1	51
CH2	52 & 53
CH3	54 & 55
CH4	56 & 57
CH5	58 & 59
CH6	55
CH7	57
CH8	60
CH9	61

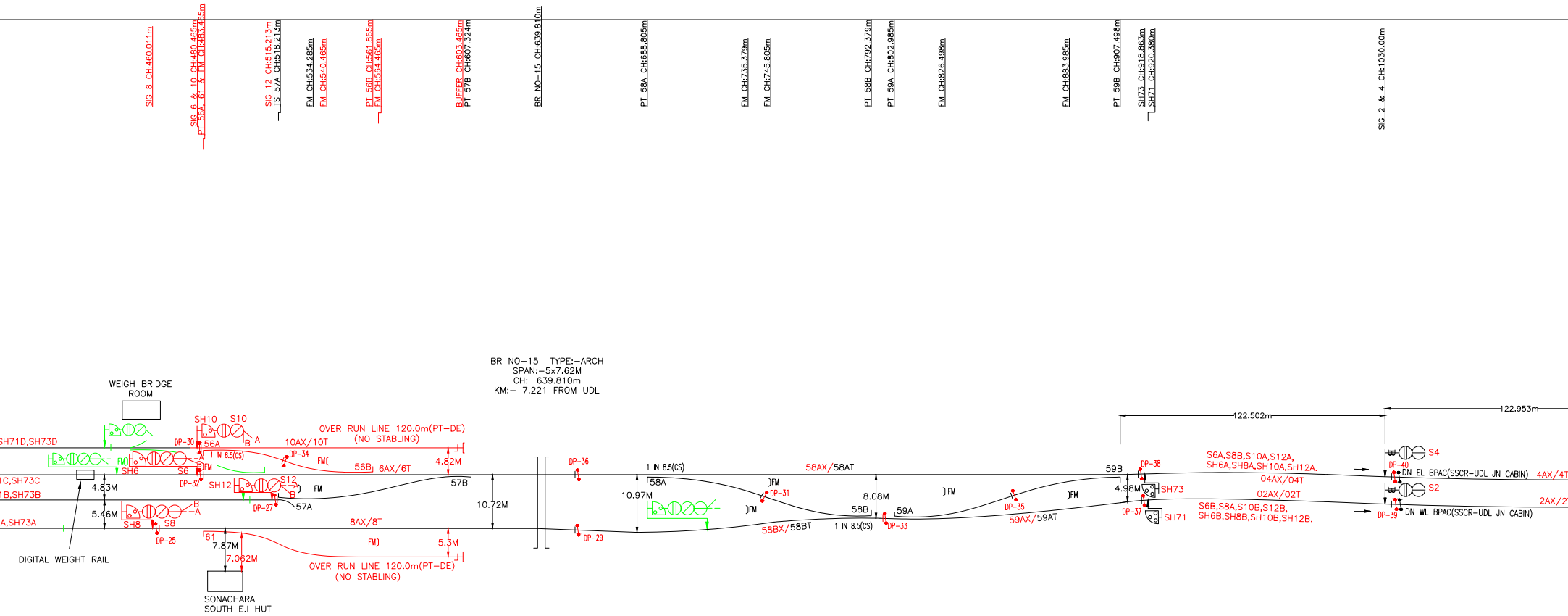
SIG 8 CH:460.011m
SIG 6 & 10 CH:480.465m
PT 56A, 61 & FM CH:483.465m
SIG 12 CH:515.213m
TS 57A CH:518.213m
FM CH:534.285m
FM CH:540.465m
PT 56B CH:561.865m
FM CH:564.465m
BUFFER CH:603.465m
PT 57B CH:607.324m
BR NO-15 CH:639.810m
PT 58A CH:688.805m
FM CH:735.379m
FM CH:745.805m
PT 58B CH:792.379m
PT 59A CH:802.985m
FM CH:826.498m
FM CH:883.985m
PT 59B CH:907.498m
SH73 CH:918.863m
SH71 CH:920.380m
SIG 2 & 4 CH:1030.00m
BR NO-15 TYPE:-ARCH
SPAN:-5x7.62M
CH: 639.810m
KM:- 7.221 FROM UDL
WEIGH BRIDGE ROOM
SH71D,SH73D
1C,SH73C
1B,SH73B
A,SH73A
SH10
S10
DP-30
56A
B
A
OVER RUN LINE 120.0m(PT-DE)
(NO STABLING)
10AX/10T
1 IN 8.5(CS)
DP-34
FM
56B
6AX/6T
4.82M
SH6
S6
DP-32
SH12
S12
DP-27
57A
57B
4.83M
5.46M
SH8
S8
DP-25
8AX/8T
10.72M
61
7.87M
7.062M
5.3M
DIGITAL WEIGHT RAIL
SONACHARA SOUTH E.I HUT
DP-36
DP-29
1 IN 8.5(CS)
58A
10.97M
DP-31
58AX/58AT
58BX/58BT
58B
8.08M
59A
DP-33
DP-35
59AX/59AT
59B
4.98M
DP-38
DP-37
SH73
SH71
122.502m
122.953m
S6A,S8B,S10A,S12A,
SH6A,SH8A,SH10A,SH12A.
04AX/04T
02AX/02T
S6B,S8A,S10B,S12B,
SH6B,SH8B,SH10B,SH12B.
S4
S2
DP-40
DP-39
DN EL BPAC(SSCR-UDL JN CABIN)
DN WL BPAC(SSCR-UDL JN CABIN)
4AX/4T
2AX/2T

OVERLAP TABLE

SL. NO.	FROM SIGNAL	TO SIGNAL	OVERLAP	OVERLAP POINTS	OVERLAP TRACK SECTION
1.	S18 & S20	S6	OV6/I	56N,57N,58N,59N.	6AX/6T,58AX/58AT, 04AX/04T.
2.			OV6/II	56N,57N,58R,59N.	6AX/6T,58AX/58AT,58BX/58BT, 59AX/59AT,02AX/02T.
3.		S12	OV12/I	57R,58N,59N.	6AX/6T,58AX/58AT, 04AX/04T.
4.			OV12/II	57R,58R,59N.	6AX/6T,58AX/58AT,58AX/58BT, 59AX/59AT,02AX/02T.
5.		S8	OV8/I	61N,58N,59R.	8AX/8T,58AX/58AT,58BX/58BT, 59AX/59AT,04AX/04T.
6.			OV8/II	61N,58N,59N.	8AX/8T,58BX/58BT,59AX/59AT, 02AX/02T.
7.			OV8/III	61R.	8AX/8T.

NOTES :-

1. ABSOLUTE BLOCK SYSTEM OF WORKING WITH ANDAL JN. CABIN & TAPSI.
2. BPAC CONTROLLED SINGLE LINE BLOCK PANEL WITH 'UFSBI' FOR EAST LINE & WEST LINE LOCATED AT EI CABIN AND WORK WITH BOTH TAPSI AND ANDAL JN. CABIN.
3. CONTROL TELEPHONE PROVIDED AT EI CABIN.
4. VOICE LOGGER TELEPHONES CONNECTED WITH EI CABIN AND GATE LODGES OF L'X'ING NOS. 4/A/T AT Km 6.70 & 1A/B/T.
5. ALL ANGLE OF CROSSINGS ARE 1 IN 12 (CS), UNLESS OTHERWISE INDICATED.
6. LED LIT LAMPS ARE USED FOR ALL SIGNALS.
7. DUAL SSDAC USED AS DUAL BLOCK PROVING AXLE COUNTERS WORK IN SONACHARA – TAPSI SECTION & IN BOTH DIRECTIONS FOR EAST AND WEST LINES AND IN SONACHARA – ANDAL JN. CABIN SECTION IN BOTH DIRECTION FOR EAST AND WEST LINES.
8. ALL TRACKS CIRCUITS ARE LESS THAN 350 M IN LENGTH.
9. DUAL SSDAC USED AS DUAL BPAC PROVIDED IN SONACHARA – ANDAL JN. CABIN SECTION IN BOTH DIRECTIONS FOR EAST & WEST LINES.
10. ELB & STANDBY SLIDING BARRIER ARRANGEMENT PROVIDED AT L.C. GATE NO.4, AT Km. 6.7(FROM UDL) AS PER E.RLY TYPICAL DRG. NO.S.I/TYP/0093.
11. FOULING PROTECTION SHOULD CHECKED AT SITE BY FIELD STAFF AND ENSURED BEFORE COMMISSIONING OF WORK.
12. MSDAC WITH DC TRACK CIRCUIT ARE PROVIDED AS PER TECHNICAL POLICY CIRCULAR NO. 129.
13. AXLE COUNTER DP PLACED AT A DISTANCE OF 1M FROM RESPECTIVE GLUED JOINT OF CONCERNED TRACK CIRCUIT TO AVOID FORMATION OF DEAD SECTION.
14. ROAD SIGNAL SHALL DISPLAY RED ASPECT DURING STANDBY SLIDING BARRIER OPERATION.
15. KLCR RELAY PROVIDED FOR CRANK HANDLE OPERATION AS PER TECHNICAL CIRCULAR NO. 133.
16. INSTALLATION TO BE MADE TO SUIT 25 KV AC SYSTEM.
17. DUAL VDU TO BE PROVIDED.

LIST OF L-XING UPTO NEXT BLOCK STATION TOWARDS UDL END

SL. NO.	LEVEL X-ING NO.	CLASS	BLOCK SEC	KM	MANNED/ UNMANNED	TELEPHONE CONNECTIVITY	INTERLOCKED/ NON INTERLOCKED
01	2	B	SCN-UDL	3.410	MANNED	UDL	INTERLOCKED

SIGNATURE BLOCK

APPROVED	CSTE/CON		Digitally signed by VIKAS KUMAR Date: 2026.04.30 14:08:44 +05'30'
	CTPM (for PCOM)	RUPESH KUMAR	Digitally signed by RUPESH KUMAR Date: 2026.04.30 13:03:09 +05'30'
CHECKED	DY. CSTE/C/DESIGN/HQ		Digitally signed by Sanjib Kumar Barman Date: 2026.04.28 14:31:17 +05'30'
	SSTE/CON/D&D/I/HQ	PREETI KUMARI	Digitally signed by PREETI KUMARI Date: 2026.04.27 17:44:02 +05'30'
	ASTE/CON/D&D/HQ		
	Sr. DOM/ASN		Digitally signed by RAJESH KUMAR Date: 2026.04.28 11:12:49 +05'30'
	Sr. DSTE/ASN	Vikash Kumar Chaturvedi	Digitally signed by Vikash Kumar Chaturvedi Date: 2026.04.27 16:37:21 +05'30'
	Dy. CPM/S&T/GSU/SDAH	ARVIND KUMAR SINGH	Digitally signed by ARVIND KUMAR SINGH Date: 2026.04.27 13:37:08 +05'30'
	ASTE/CON/RSP	BIRENDRA KUMAR VISHWAKARMA	Digitally signed by BIRENDRA KUMAR VISHWAKARMA Date: 2026.04.27 11:43:12 +05'30'
	SSE/DRG/S&T/CON/HQ	JAYANTA PRAMANIK	Digitally signed by JAYANTA PRAMANIK Date: 2026.04.27 10:53:22 +05'30'

CRS'S SANCTION NO. & DATE	DATE OF COMMISSIONING

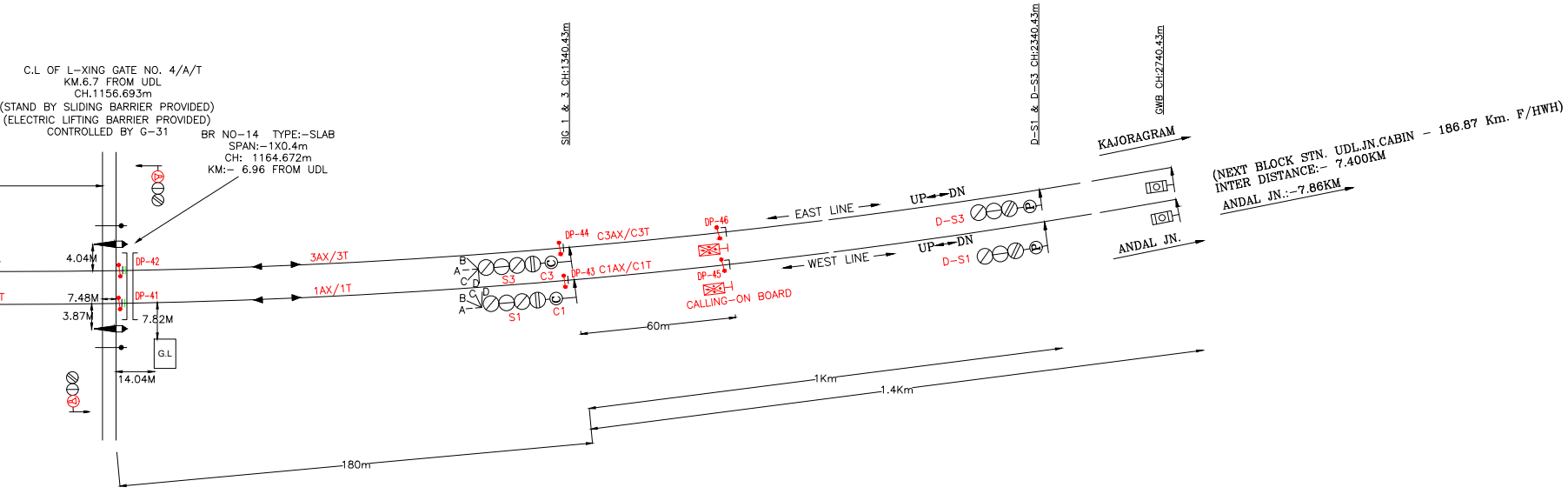
C.L OF L-XING GATE NO. 4/A/T
KM.6.7 FROM UDL
CH.1156.693m
(STAND BY SLIDING BARRIER PROVIDED)
(ELECTRIC LIFTING BARRIER PROVIDED)
CONTROLLED BY G-31
BR NO-14 TYPE:-SLAB
SPAN:-1X0.4m
CH: 1164.672m
KM:- 6.96 FROM UDL
4.04M
7.48M
3.87M
7.82M
14.04M
G.L
DP-42
DP-41
3AX/3T
1AX/1T
SIG 1 & 3 CH:1340.43m
DP-44
C3AX/C3T
DP-43
C1AX/C1T
A
B
C
D
S3
C3
S1
C1
DP-46
DP-45
CALLING-ON BOARD
60m
EAST LINE
WEST LINE
UP DN
D-S3
D-S1
D-S1 & D-S3 CH:2340.43m
GWB CH:2740.43m
KAJORAGRAM
ANDAL JN.
(NEXT BLOCK STN. UDL.JN.CABIN - 186.87 Km. F/HWH)
INTER DISTANCE:- 7.400KM
ANDAL JN.:-7.86KM
1Km
1.4Km
180m

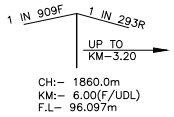
1 IN 909F
1 IN 293R
UP TO
KM-3.20
CH:- 1860.0m
KM:- 6.00(F/UDL)
F.L- 96.097m

SIP OF SONACHARA WAS INITIALLY APPROVED WITH THE PROVISION OF CALLING-ON SIGNALS PROVIDED BELOW THE STARTERS. HOWEVER, IT CANNOT BE IMPLEMENTED, AS DISPENSATION UNDER GR 3.13(2) FOR THE PROVISION OF CALLING-ON SIGNALS BELOW STARTERS IS NOT PERMITTED BY THE COMPETENT AUTHORITY. ACCORDINGLY, TO AVOID UNNECESSARY ALTERATIONS AND CLUTTER, A REVISED SIP IS PREPARED WITHOUT THE PROVISION OF CALLING-ON SIGNALS BELOW THE STARTERS, SUPERSEDING THE PREVIOUSLY APPROVED SIP (NO. SIP.ER.ASN.SSCR.01/116).

ENGG./ TRAFFIC	
ENGINEERING	

FOULING TRACK TABLE

MOVEMENT OVER POINT IN ITS POSITION	OPERATION OF POINT	FOULING TRACK
NIL	NIL	NIL

LEGEND
EXISTING SHOWN IN BLACK
PROPOSED WORK SHOWN IN RED.
DISMANTLED WORKS SHOWN IN GREEN.

E TO E TRANSPORTATION INFRASTRUCTURE LTD.
#20, 10th FLOOR SATTVA GALLERIA,
KASHI NAGAR, BELLARY ROAD,
BANGALORE KARNATAKA-560092
REV : 10
DATE : 13-04-2026

DESIGNED BY (SHEPHALI J)	CHECKED BY (DURGA S.)	REVIEWED BY (NAMBIRAJAN.S.) IRSTELO VERIFIER NO:20250082
DESIGN ENGINEER DT:16.10.2025	DESIGN MANAGER DT:17.10.2025	ENGINEERING HEAD DT:17.10.2025

EASTERN RAILWAY

ASANSOL DIVISION

CRS'S SANCTION NO.

DATE:

S C A L E
LONGITUDINAL :- 1 Cm. = 12m
TRANSVERSE :- 1 Cm. = 4.8m

DISTRIBUTED E.I.
SIGNALLING PLAN
MACL CLASS 'B' STD. II

SONACHARA STATION
CODE-SSCR

NO. SIP.ER.ASN.SSCR.02
(YEAR 2026)

ALTERATION IN EXISTING E.I. FOR REMODELLING OF SONACHARA YARD
C.E's DRG.NO. :- Y-523-2025
PLAN NO: DRM/ASN :- 278/2025
GSU DRG NO :- 191/2022
IRPSM WORK ID :- 02.01.16.24.3.54.004