

**WESTERN RAILWAY**

Headquarters Office,  
Churchgate, Mumbai-20

Date: 28.02.2018

No. EL 81/1(LED lights)

Sr. DEE(P)BCT, BRC, RTM  
Sr. DEE-ADI, BVP, RJT  
Dy.CEE(W)PL, MX  
AEE(W)BVP,  
APM(E)DHD


**Sub: Procurement of LED light fittings as per WR specifications**  
**Ref: (i) WR specification No. WR/CCG/SPECIFICATION/P/001(REV-0)**  
**- 2016**

**(ii) This office letter of even no. dated 16.08.2016, Pg 42 c**

In continuation to (i) above, CEE has approved revised LED spec no. **WR/CCG/SPECIFICATION/P/001(REV-01) - 2018** for procurement of LED lights as per this specification. The revision has been made as per suggestions received from division. It is advised that procurement of LED lights or lamps on this specification may be ensured with immediate effect.

Also in terms of this office letter under reference (ii), procurement of LED lights or lamps without specifying any Brand names may be ensured.

This is for information and further necessary action please

  
28/02/2018  
(Shakeel Ahmed)  
SEE(C&C)  
For Principal Chief Electrical Engineer

C/- CEE(C) - for information please

133



WESTERN RAILWAY

पश्चिम रेलवे

GOVERNMENT OF INDIA  
MINISTRY OF RAILWAYS

भारत सरकार

रेल मंत्रालय

SPECIFICATION FOR ENERGY EFFICIENT LED BASED LUMINAIRE  
FOR OUTDOOR & INDOOR APPLICATION (GENERAL SERVICES)

SPECIFICATION NO. WR/CCG/SPECIFICATION/P/001(REV-01) – 2018

| Sr. No. | Date of Revision / Amendment | Revision / Amendment   | Page no. | Remarks            |
|---------|------------------------------|--|----------|--------------------|
| 1       | 28.02.2018                   | <b>4.0 Construction</b> : Housing shall be made of 1.6mm or more thick sheet Steel conforming to IS: 513 (Grade O) or aluminum die cast having high conductivity preferably to grade 5000 or similar to high conductivity heat sink material for outdoor fittings and 1 mm or more thick sheet Steel conforming to IS: 513 (Grade O) for indoor fittings.          | 2        | Suggested by Divns |
| 2       |                              | <b>4.1 k) Load regulation</b> $\pm 5\%$ (deleted)  | 2        |                    |
| 3       |                              | <b>7.1 Technical requirements</b> - housing shall be made of 1.6mm or more thick sheet steel conforming to IS:513 (Grade-O) or aluminum die cast having high conductivity preferably to grade 5000 or similar to high conductivity heat sink material for outdoor fittings and 1 mm or more thick sheet Steel conforming to IS: 513 (Grade O) for indoor fittings. | 4        |                    |
| 4       |                              | <b>8.2 Type Test</b> - All the tests mentioned in the specifications should be carried out by NABL accredited lab by the manufacturer and be submitted to the inspecting agency. The inspecting agency should inspect the material based upon the same. However, no test certificate should be more than 3 years old.  | 7        | Simplified         |
| 5       |                              | <b>9.0 (vi) Over Voltage Protection</b> - The outdoor luminaire shall withstand at 415 V AC for two minutes.   | 8        | Suggested by Divns |
| 6       |                              | <b>9.0 (vii) Surge Protection</b> It shall withstand a surge of 1.5kV $\pm 3\%$ for 50 microsecond's $\pm 20\%$ at the input terminals for all types and shall resume normal working when nominal voltage is applied again. (Tests shall comply with Clause 5.4 of latest IEC 60571-1).  | 8        |                    |

|  |   |
|--|---|
| Revision suggested by<br>Sr.DEE-ADI, Sr. DEE-P - BRC | Checked by<br><br>(Shakeel Ahmed)<br>SEE(C&C)                             |
| Revised by<br><br>(P. S. Nagar)<br>SSE/P/HQ          | Approved by<br><br>(Sanjay Agarwal)<br>Chief Electrical Services Engineer |

## Technical Specifications of Energy Efficient LED based Luminaries for Outdoor & Indoor application (Western Railway)

### 1. FOREWORD :

At present conventional type luminaries are being provided for Indoor lighting offices, street lights & platform lighting. By introduction of white high power lights emitting diode, LED having more than 50,000 working hours. It is possible to use LED lamps in place of existing fluorescent T-8/T-5/HVSV/Metal halide. LED lights are almost maintenance free and as a result total power saving is expecting to be more than 50% keeping in view energy conservation, increased life and recurring savings on account of maintenance, use of environment friendly energy efficient LED base luminaire is being considered for indoor & outdoor lighting.

### 2. DETAILS OF EXISTING & PROPOSED FITTINGS –

| Sr. No. | Type of Existing fitting                                   | Wattage of existing fitting. | Proposed fittings | Maximum wattage of LED fitting | Minimum Initial Lumen Output | Application   |
|---------|--|------------------------------|-------------------|--------------------------------|------------------------------|---|
| A       | For Outdoor: Street light, High Mast & Platform open area. |                              |                   |                                |                              |   |
| i) a.   | HPSV/ HPMV   | 70W                          | LED               | 50W                            | 4000                         | Circulating area.<br>Outdoor Lighting,<br>Yard Lighting, High Mast. |
| b.      |  | 150W                         | LED               | 100W                           | 8000                         |   |
| c.      |  | 250W                         | LED               | 170W                           | 13500                        |   |
| d.      |  | 400W                         | LED               | 260W                           | 20000                        |   |
| ii)a.   | Metal Halide   | 70W                          | LED               | 50W                            | 4000                         | Circulating area.<br>Outdoor Lighting,<br>Yard Lighting, High Mast. |
| b.      |  | 150                          | LED               | 100W                           | 8000                         |   |
| c.      |  | 250W                         | LED               | 190W                           | 15000                        |   |
| iii)a.  | FTL  | 1X40W                        | LED               | 30W                            | 2400                         | Street Lighting   |
| b.      |  | 2X40W                        | LED               | 60W                            | 4800                         |   |
| iv)     | Platform Lighting : (for cover sheds)                      |                              |                   |                                |                              |   |
| a.      | FTL  | 1X40W                        | LED               | 30W                            | 2400                         | Platform Lighting   |
| b.      |  | 2X40W                        | LED               | 60W                            | 4800                         |   |
| c.      |  | 1X28W                        | LED               | 18W                            | 1440                         |   |
| B       | For Indoor : Offices, Service Buildings etc.               |                              |                   |                                |                              |   |
| v)      | T-5/T-8 Fitting 4 ft. size                                 | 28/36W                       | LED               | 18/20W                         | 1440/ 1600                   | Office & Service building   |
| vi)     | CFL Lamps  | 11W                          | LED Lamps         | 7W                             | 560                          | Office & Service building   |
| vii)    | Recess mounting fitting 2 x 2 ft. size                     | 2X14W                        | LED               | 2X9W                           | 1440                         | Office & Service building   |
| viii)   | Down lighter   | 70/150W                      | LED               | 40X80W                         | 3200/ 6400                   | Office & Service building   |
| ix)     | 4 ft. Tube light   | 28W                          | LED               | 18/20W                         | 1440/ 1600                   | Office & Service building   |
| x)      | 2 ft. Tube light   | 20W                          | LED               | 10W                            | 800                          | Bulkhead LED down lighter.  |

### 3. SCOPE

The scope includes design, development, manufacturing, testing and supply of energy efficient luminaire complete with all accessories, LED lamps with suitable current control driver circuit including mounting arrangement for street light, platform light, recessed type & ceiling mounting arrangements etc. The luminaire shall be suitable for rugged service under the operational and environmental conditions.

Each type of luminaire shall be supplied with associated driver circuit and required optics.

The application of Energy Efficient LED based Luminaires are as under

- (i) For outdoor : Street light, High Mast & platform open area
- (ii) Platform Lighting
- (iii) For Indoor: offices, service buildings etc.

#### **4. CONSTRUCTION :**

- a) All the luminaire shall be finalized based on the performance requirement. The detailed calculation for lux level as per clause no. 7.8 with uniform distribution including the lux distribution curve/ graph/ spatial distribution shall be submitted in support of the dimensions selected and variation thereof. Housing shall be made of 1.6mm or more thick sheet Steel conforming to IS: 513 (Grade O) or aluminum die cast having high conductivity preferably to grade 5000 or similar to high conductivity heat sink material for outdoor fittings and 1 mm or more thick sheet Steel conforming to IS: 513 (Grade O) for indoor fittings. Efforts shall be made to keep the overall outer dimensions as minimum as possible.

All outdoor light fittings shall be provided with toughened glass of sufficient strength under the LED chamber to protect the LED and luminaires.

- b) Suitable number of LED lamps shall be used in the luminaires. LED lamps of NICHIA/ CREE/ OSRAM/ SEOUL/ PHILIPS LUMILEDS/ LEDNIUM/ AVAGO make shall be used for the purpose. The manufacturer shall submit the proof of procurement of LED from above OEMs at the time of testing.
- c) Suitable reflector / lenses may also be provided to increase the illumination angle
- d) Supplier will be solely responsible for testing and performance of the luminaires after installation and shall also ensure the specified and uniform illumination and comfort level on the street/platform for outdoor and work desk/floor for indoor lighting.
- e) Design of the thermal management shall be done in such a way that it shall not affect the properties of the diffuser.

##### **4.1 High power and high lumen efficient LEDs suitable for following features shall be used:**

- a) The efficiency of the LED lamps at 110°C junction temperature shall be more than 80%.
- b) The working life of the lamp at junction temperature of 110°C for 350mA current shall be more than 50,000 hours of accumulative operation and shall be suitable for continuous operation of 24 hours per day these features shall be supported with datasheet.
- c) Adequate heat sink with proper thermal management shall be provided.
- d) Colour temperature of the proposed white colour LED shall be between 5700 – 6500K.
- e) Minimum view angle of the LED shall not be less than 120 degree
- f) The output of LED shall be more than 100 lumens per watt at minimal operating current and shall ensure guaranteed operation life of 50,000 burning hours with controlled junction temperature of 110°C.
- g) Efficiency of driver electronics shall be more than 85%.
- h) Power factor of complete fitting shall be more than 0.95.
- i) The driver card shall withstand 440V & 1.5 KV  $\pm$  3% surge protection and shall resume normal working when nominal voltage is applied again.
- j) Thermal management shall be in such a way that LED junction temperature shall not go beyond 80 degree centigrade.
- k) Lumen maintenance report as per LM 80 standards for the LEDs used & LM 79 standards for efficacy of fixtures shall be submitted along with the offer or at the time of prototype test.

- l) The LED luminaire shall be free of glare.
- m) Color rendering index CRI  $\geq 75$

#### 4.2 Specification for LED Driver :

- a) Input voltage Range within 180Vrms to 270Vrms.
- b) Operating input voltage 240Vrms.
- c) No load power consumption  $\leq 500\text{mW}$
- d) Maximum output voltage 105V DC  $\pm 3\%$ .
- e) Output voltage ripple should be within 3%.
- f) Output over voltage protection 125V DC
- g) Power factor 0.95.
- h) Full Load Efficiency  $\geq 85\%$ .
- i) THD  $\leq 10\%$ .
- j) Hot swapping.
- k) Current waveform should meet EN 61000-3-2
- l) LED Driver shall withstand, withstand voltage of 440V for 2 hours and restore normal working when normal voltage is applied.
- m) Maximum Temperature rise  $\leq 10^\circ\text{C}$  @  $55^\circ\text{C}$   $T_{\text{amb}}$  with safety margin of  $10^\circ\text{C}$
- n) The driver should comply to CISPR 15 for limits and methods of measurement of Radio Disturbance Characteristics.
- o) The equipment should comply to IEC 61547 for EMC immunity requirements.
- p) The control gear should be compliant to IEC 61347-2-13, IEC 62031 and IEC 62384 as per the requirements

**4.3** The equipment should be compliant to IEC 60598-1. IEC 62031 and IEC/PAS 62612 depending on the type of luminaire.

#### 5.0 REFERRED STANDARDS

##### 5.1 A For Indoor Lighting :

|                    |  |
|--------------------|--|
| IS : 513           | Cold rolled low carbon steel sheets and strips   |
| IEC 60529          | Classification of degree of protections provided by enclosures.  |
| EN 55015, CISPR 15 | Limits and methods of measurement of radio disturbance characteristic of electrical lighting and similar equipment.            |
| IEC 62031          | LED modules for general lighting - Safety requirements   |
| EN 61547           | Equipment for general lighting purposes – EMC immunity requirement.  |
| IEC EN 60929       | Performance, AC supplied electronics ballast for tubular fluorescent lamps performance requirement.                            |
| IEC 60598-2*1      | Fixed general purpose luminaires.  |
| IEC 60598-1        | Luminaires – General requirement and tests.  |
| IEC 61000-3-2      | Electro Magnetic compatibility (EMC) Limits for Harmonic current emission – (equipment input current $\leq 16$ Amps per phase. |
| IEC 60068-2-38     | Environmental Testing - Test Z-AD : composite temperature / humidity cyclic test.  |
| IEC 61347-2-13     | Lamp control gear: particular requirements for DC or AC supplied electronic control gear for LED modules                       |
| IS 10322           | Specification for the luminaires.  |
| IS 4905            | Method for random sampling.  |

|               |   |
|---------------|---|
| LM 79         | LED luminaire photometry measurement.   |
| LM 80         | Lumen Maintenance.  |
| IEC 62384     | DC or AC supplied electronic control gear for LED modules performance requirements. |
| IEC/PAS 62612 | Self ballasted LED lamps for general lighting services – Performance requirements.  |

## 5.2 For Outdoor Lighting :

|                |   |
|----------------|---|
| IS : 513       | Cold rolled low carbon steel sheets.                            |
| IEC 60529      | Classification of degree of protections provided by enclosures. |
| EN 55015       | RFI < 30MHZ   |
| EN 55022       | RFI > 30MHZ   |
| EN 61000-3-2   | Harmonics.  |
| EN 61547       | Immunity  |
| EN 60929       | Performance   |
| IEC 60598-2-1  | Fixed General purpose luminaries.                               |
| IEC 60598-1    | General requirement and tests.                                  |
| IEC 61000-3-2  | Limits for Harmonic current emission–THD< 10%.                  |
| IEC 60068-2-38 | Specification for Permitted Humidity Test                       |
| IS 10322       | Specification for the luminaries                                |
| IS 4905        | Method for random sampling.                                     |

## 6.0 SERVICE CONDITIONS :

Street light/Indoor light on pipe/Recess mounting type light unit complete with luminaries and mounting accessories shall be suitable for street, office complex railway platforms (covered and open) and residential colonies of Indian Railways under the following environmental conditions:-

### 6.1 Environmental conditions –

|                                 |   |  |
|---------------------------------|---|--|
| Maximum ambient air temperature | : | 55°C (For outdoor application) & 45°C (For Indoor application)   |
| Minimum ambient air temperature | : | -5°C   |
| Max. Relative humidity          | : | 100%   |
| Atmosphere                      | : | Extremely dusty and desert weather and desert terrain in certain areas. The dust contents in air may reach as high values as 1.6 mg/m <sup>3</sup> |
| Coastal area                    | : | The equipment shall be designed to work in coastal area in humid, salt laden and corrosive atmosphere.   |

### 6.2 The maximum value of the condition in the coastal area will be as follows:

|                                |   |   |
|--------------------------------|---|---|
| Max. pH value                  | : | 8.5   |
| Sulphate                       | : | 7mg/liter   |
| Max. Concentration of chlorine | : | 6 mg/liter  |
| Max. Conductivity              | : | 130 micro sec./cm                                 |
| Annual rainfall                | : | Ranging between 1750 - 6250 mm with thunder storm |
| Altitudes                      | : | Not exceeding 1200m above sea level.              |

### 6.3 The supplier shall provide “In the field service support” during guarantee period.

## 7.0 TECHNICAL REQUIREMENTS

### 7.1 The luminaire casing / housing shall be made of 1.6mm or more thick sheet steel conforming to IS:513 (Grade-O) or aluminum die cast having high conductivity preferably to grade 5000 or similar to high conductivity heat sink material for outdoor fittings and 1 mm or more thick sheet Steel conforming to IS: 513 (Grade O) for indoor fittings.

**7.2** The electronic components used shall be as follows:-

- a) IC (Integrated circuit) shall be of industrial grade or above.
- b) Metallic film/ Paper/ Polyester Capacitor shall be rated for a maximum temperature of 105°C.
- c) The resistors shall be preferably made of metal film of adequate rating. The actual loading versus rating shall be 3.
- d) The junction temperature of the Switching devices such as transistors and MOSFETs etc. shall not exceed 125°C (allowing thermal margin of 25°C).
- e) The conformal coating used on PCBs should be cleared and transparent and should not affect colour code of electronic components or the product code of the company.
- f) The heavy components shall be properly fixed. The solder connection should be with good finish.
- g) The electronics covered for this equipment shall pass all the tests called for in the specification. The tender shall indicate the deviation or compliance otherwise the offer may not be considered for evaluation.
- h) The infrastructure for Quality Assurance facilities as called for in the specification shall be available for the manufacturing of this product. The compliance shall be indicated clearly in the tender itself.

**7.3** The connecting wires used inside the luminaire, shall be low smoke halogen free, fire retardant e-beam/ PTFE cable and fuse protection shall be provided in input side.

**7.4** Care shall be taken in the design that there is no water stagnation anywhere. The entire housing shall be dust and water proof having IP 65 protection for outdoor application & IP 20 protection for indoor application as per IEC 60529

**7.5** The control gear shall be designed in such a way so that temperature rise of heat sink shall not be more than 10°C with respect to ambient temperature.

**7.6** For platform lighting, luminaire shall be such that the glare from individual LED is restricted and shall not cause inconvenience to the public.

**7.7** All the material used in the luminaire shall be halogen free and fire retardant confirming to UL 94.

**7.8** Illumination Level: The fitting shall be so designed that the illumination level shall be evenly distributed and shall be free from glare. Illumination level types of luminaire shall be as below:

| Sr. No.                 | Type Luminaries | Vertical Distance of fittings from the floor level (Mtrs.) | Minimum Illumination Level (Lux) at centre | Colour of Illumination Street Light |
|-------------------------|-----------------|--|--|-------------------------------------|
| <b>Street Light :</b>   |                 |  |  |                                     |
| 1.                      | 50W             | 5  | 25   | Daylight white                      |
| 2.                      | 100W            | 7  | 25   | Daylight white                      |
| 3.                      | 170W            | 7  | 25   | Daylight white                      |
| 4.                      | 260W            | 7  | 25   | Daylight white                      |
| 5.                      | 190W            | 7  | 25   | Daylight white                      |
| 6.                      | 30W             | 5  | 25   | Daylight white                      |
| 7.                      | 60W             | 7  | 25   | Daylight white                      |
| <b>Platform Light :</b> |                 |  |  |                                     |
| 8.                      | 30W             | 4  | 50   | Daylight white                      |
| 9.                      | 60W             | 4  | 50   | Daylight white                      |

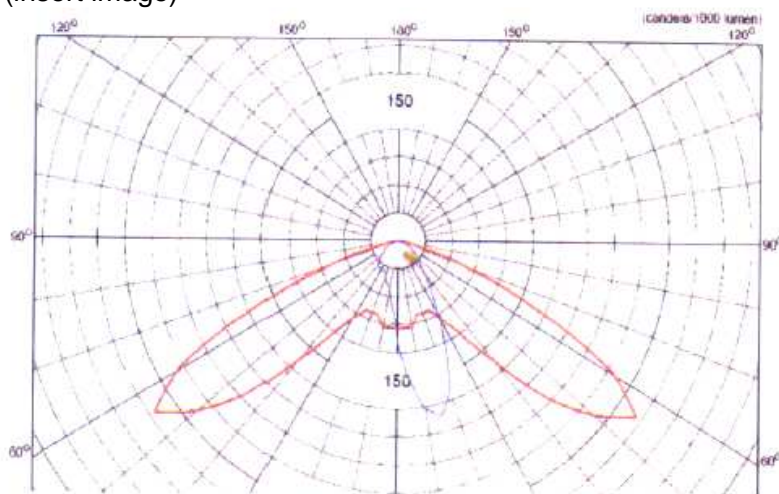
| Sr. No.             | Place to be illuminated                   | Vertical Distance of fittings from the floor level (Mtrs) | Average Illumination Level (Lux) | Colour Temp in 'K' |
|---------------------|---|---|----------------------------------|--------------------|
| <b>Indoor Light</b> |   |   |                                  |                    |
| 1.                  | Work areas like cabins and work stations. | 2.743   | 250 at 1 Mtr above ground level  | 5500 to 7000       |
| 2.                  | Corridors.                                | 2.743   | 125 on the floor                 | 5500 to 7000       |

- Note:-**
1. Variation in illumination level shall be  $\pm 2\%$  is allowed in input voltage range from 180V AC to 250V AC.
  2. The illumination shall not have infra-red and ultra-violet emission. The test certificate from the NABL approved laboratory shall be submitted.
  3. Electronic efficiency shall be more than 85%.

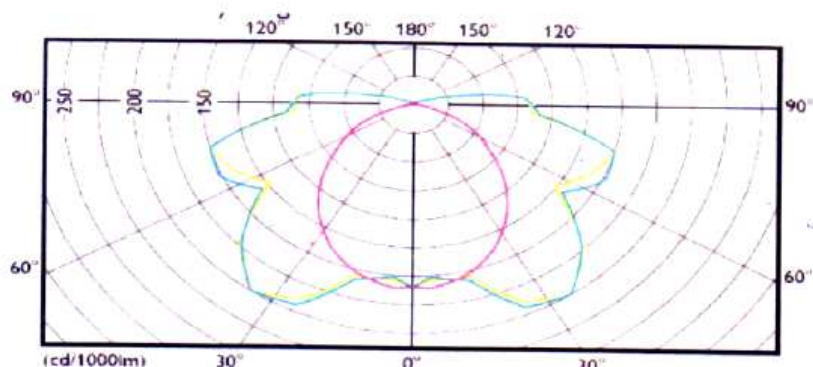
### 7.8.1 Polar Curves:

Typical distribution of illumination of these luminaires shall be given below:

- a. Street light: (insert image)



- b. Platform light: (insert image)



## 8.0 TESTS for Indoor and Outdoor Lighting

Tests are classified at –

- Type Test
- Acceptance Test
- Routine test



### 8.1 Type Test :

All the tests mentioned in the specifications should be carried out by NABL accredited lab by the manufacturer and be submitted to the inspecting agency. The inspecting agency should inspect the material based upon the same. However, no test certificate should be more than 3 years old.

### 8.2 Acceptance Tests:

These tests are carried out by an inspecting authority at the supplier's premises on sample taken from a lot for the purpose of acceptance of a lot. Acceptance tests shall not be carried out from particular size from the lot on which type tests have already been conducted. Recommended sampling plan is given below.

#### 8.2.1 Sample size and criteria for conformity :

The luminaries shall be selected from the lot at random. In order to ensure randomness of selection, procedures given in IS 4905-1968 (Reaffirmed 2001) may be followed.

### 8.3 Routine Tests:

These tests shall be performed by the manufacturer on each complete unit of the same type and the results shall be submitted to the inspecting agency, prior to offering the lot for acceptance test the firm shall maintain the records with traceability

### 8.4 Test Scheme :

| Sr. No. | Description of Test                          | Clause No. | Prototype Test<br>(Only for outdoor) | Type Test |        | Acceptance Test | Routine Test |
|---------|--|------------|--------------------------------------|-----------|--------|-----------------|--------------|
|         |  |            |                                      | Outdoor   | Indoor |                 |              |
| 1.      | Visual and Dimensional check                 | 9(i)       | Y                                    | Y         | Y      | Y               | Y            |
| 2.      | Checking of documents of purchase of LED     | 9(ii)      | Y                                    | Y         | Y      | Y               | Y            |
| 3.      | Resistance to humidity                       | 9(iii)     | Y                                    | Y         | Y      | --              | --           |
| 4.      | Insulation resistance test                   | 9(iv)      | Y                                    | Y         | Y      | Y               | Y            |
| 5.      | HV test                                      | 9(v)       | Y                                    | Y         | Y      | Y               | Y            |
| 6.      | Over- voltage protection                     | 9(vi)      | Y                                    | Y         | Y      | --              | --           |
| 7.      | Surge protection                             | 9(vii)     | Y                                    | Y         | Y      | --              | --           |
| 8.      | Reverse polarity                             | 9(viii)    | Y                                    | Y         | Y      | Y               | Y            |
| 9.      | Temperature rise Test                        | 9(ix)      | Y                                    | Y         | Y      | --              | --           |
| 10.     | Ra (Colour Rendering Index) measurement test | 9(x)       | Y                                    | Y         | Y      | --              | --           |
| 11.     | Lux measurement                              | 9(xi)      | Y                                    | Y         | Y      | Y               | Y            |
| 12.     | Fire retardant Test                          | 9(xii)     | Y                                    | Y         | Y      | --              | --           |
| 13.     | Test for IP 65 protection                    | 9(xiii)    | Y                                    | Y         | Y      | --              | --           |
| 14.     | Environmental tests                          | 9(xv)      | Y                                    | Y         |        | --              | --           |
| 15.     | Reliability Test                             | 9(xvi)     | Y                                    | Y         |        | --              | --           |
| 16.     | Life Test                                    | 9(xvii)    | Y                                    | Y         | Y      | --              | --           |
| 17.     | Endurance Test                               | 9(xviii)   | Y                                    | Y         |        | --              | --           |
| 18.     | EMI/EMC (Only for Indoor Lighting)           | --         | --                                   | --        | Y      | --              | --           |

## 9.0 Method of Testing

(i) **Visual and Dimensional Check :**

The unit shall be checked visually for all dimensions as per approved design and drawing. General workmanship should be good, all the components properly secured and sharp edges shall be rounded off. Check the marking and quality of the workmanship visually. Check the rating and make of electronic / electrical items.

(ii) **Checking of documents of purchase of LED**

Check Document of purchase of LED lamps of approved sources viz. NICHIA/OSRAM/SEOUL/PHILIPS LUMILEDS/LEDNIUM/AVAGO.

(iii) **Resistance to Humidity Test**

This is carried out by suspending the painted panels in corrosion chamber maintained at 100% RH and temperature cycle of 42 to 48 deg. C for 7 days and examining it for any sign of deterioration and corrosion of metal surface.

(iv) **Insulation Resistance Test**

The insulation resistance of the unit between earth and current carrying parts shorted together shall not be less than 2 M Ohms when measured with 500V megger.

(v) **HV Test**

Immediately after insulation resistance test, an AC voltage of 1.72KV rms ( $1500 + 2 \times \text{rated voltage}$ ) of sine wave form of 50 Hz shall be applied for one minute between the live parts and frame. There shall not be any kind of break down, flashover or tripping of supply.

(vi) **Over voltage protection**

The outdoor luminaire shall withstand at 415 V AC for two minutes.

(vii) **Surge protection :**

It shall withstand a surge of  $1.5\text{kV} \pm 3\%$  for 50 microsecond's  $\pm 20\%$  at the input terminals for all types and shall resume normal working when nominal voltage is applied again. (Tests shall comply with Clause 5.4 of latest IEC 60571-1).

(viii) **Reverse polarity**

The Luminaire shall withstand polarity reversal. It shall be operated with reverse voltage for 5 minutes at maximum value of voltage range. At the end of this period, the supply shall be made correct polarity and Luminaire shall operate in a normal way.

(ix) **Temperature rise Test :**

Temperature rise Test shall be conducted at 180V AC for outdoor lighting and 100VAC for indoor lighting with full load. The temperature rise shall be recorded by temperature detectors mounted at the specified reference points on the body of semiconductors, capacitors and other components as agreed between purchaser and manufacturer. The maximum recorded temperature under worst conditions shall be corrected to 55°C and compared with maximum permissible temperature (for power devices at junction). Under loading conditions as specified above, the corrected temperature of the power devices shall have a safety margin of minimum 10°C. Temperature at junction shall not exceed 100°C when corrected to 55°C. The Luminaire shall also be subjected for short time rating after continuous loading to ensure the temperature rise is within the permissible limit. The maximum temperature rise of the electronics devices on the PCBs shall be in limit for industrial grade components suitable for 85°C environment. In case of exceeding limit use of MIL grade component shall be considered keeping RDSO informed.

(x) **Ra (Colour Rendering Index) measurement test :**

The lumen is the unit of luminous flux, which is equal to the flux emitted in a solid angle of one Steradian by a uniform point source of one candela.

The initial reading of the chromaticity co-ordinates x & y shall be within 5 SDCM (Standards Deviation for Colour matching) from the standardized rated value as per Annex. D of IEC 60081 – 1997.

The initial reading of the general colour rendering index (Ra) shall not be less than the rated value decreased by 3.

The lumen maintenance of the lamp shall not be less than 80% of the initial lumen after 20000 burning hours and 70% of the initial lumen after 50000 hours. The initial lumen will be taken after 100 hours aging.

Photometric test shall be conducted as per annexure-B of IEC 60081-97. The lumen maintenance test shall be done as per annexure C of IEC 60081-97.

(xi) Lux Measurement –

Lux measurement with the help of Lux meter shall be done at a distance as shown in para 5.8 above. Value obtained shall not be less than the Lux specified in the table therein, considering 10% Lumen is absorbed by the reflector.

(xii) Fire Retardant Test

Fire Retardant test shall be conducted as per IEC 332-1 (For outdoor Lighting) and IEC 60332-1 (For indoor lighting) of the wire used in the fittings.

(xiii) Test for IP65 protection (For outdoor Lighting) & Test for IP20 protection (For Indoor Lighting)

This test shall be conducted as per IEC 60529.

(xiv) Environmental Tests –

The Luminaire shall meet the following tests as prescribed in IEC – 60571.

- a) Dry heat test.
- b) Damp heat test
- c) Test in corrosive atmosphere
- d) Combined dust, humidity and heat test.

(xv) Reliability Test:

The reliability can only be determined in actual service. However, the following tests shall be carried out on the prototype to simulate as close as possible, the service conditions. There shall be no failure during this test.

- (a) The light unit shall be mounted in an oven maintained at 75° C for outdoor lighting and 45° C for indoor lighting.
- (b) The light will be operated at the specified maximum voltage and at 75° C for outdoor lighting and at 45°C for indoor lighting for a period of 100 hours.

(xvi) Life Test –

For Outdoor Lighting: The lumen maintenance & life test shall be done as per annexure C of IEC 60081-97.

For Indoor Lighting: The lumen maintenance and life test shall be done as per annexure C of LM 80 report of LEDs.

(xvii) Endurance Test:

The Luminaire shall be kept “ON” with input voltage of 250VAC for 200 hours. After this the Luminaire is subjected to 20,000 cycles of “ON” and “OFF”, each cycle consisting of 3 seconds “ON” and 10 seconds “OFF” period. Luminaire should survive this test. Test is to be continued for one lakh cycles, followed by performance test.

(xviii) Safety :

The Luminaire shall comply with the safety requirements as per IEC 61195.

(xix) Vibration Test:

The complete unit cubicles together with its mounting arrangements (including shock absorbing devices, if provided) shall be subjected to vibration & shock testing (for category I class A/B) as per IEC 61373

**10.0 MARKING:**

The following information shall be distinctly and indelibly marked on the housing –

- a) Year of manufacture / Batch Number / Serial Number
- b) Name of Manufacturer
- c) Rated watt and voltage
- d) Input frequency.

**11.0 Manufacturer's Certificates:**

Manufacturer should submit the certificate of having purchased LED from one of the approved source (LM-80 certificate should be submitted).

Manufacturer's test certificate to be submitted for (i) Mechanical strength, (ii) Endurance test and Thermal test. (iii) Resistance to dust and moisture (iv) Insulation resistance and electrical strength (v) resistance to heat, fire and tracking and (vi) photometric tests as per the IS 10322 Part-5 Sec.-2.

**12.0 Guarantee :**

The complete system of LED lights (including Driver etc.) shall be guaranteed for satisfactory performance and manufacturing defects for a period of 60 months from date of commissioning or 72 months from the date of supply whichever is earlier.

(12a)  
**Modified LED fittings specification**

*ADD Driver*

**(A) Technical specification for item No. 1 of SCHEDULE of rates and quantities:  
[Outdoor type LED light fitting]**

The contractor shall have to supply, erection, testing and commissioning of LED type light fitting complete with driver and all other accessories.

|      |  |   |
|------|--|---|
| 1    | Wattage                                    |   |
| 2    | Construction of housing                    | Sheet steel conforming to IS:513 (Grade O) or alluminium die cast having high conductivity preferably to Grade 5000 or similar to high conductivity heat sink material for outdoor fittings. All outdoor fitting shall be provided with toughened glass of sufficient strength under the LED chamber to protect the LED and LED luminaires. |
| 3    | IP   | IP 65   |
| 4    | Power Factor of complete fitting.          | More than 0.95.   |
| 5    | CRI  | ≥ 75  |
| 6    | Color Temperature of white LED             | 5700K-6500K   |
| 7    | Photometry test result                     | LM 79 report from NABL approved test lab is required to be submitted by contractor at the time of material approval.  |
| 8    | Efficacy of luminaire.                     | More than 100Lm/W   |
| 9    | Guarantee                                  | The complete system of LED lights (including driver etc.) shall be guaranteed for satisfactorily performance and manufacturing defects for a period of 60 months from the date of commissioning of 72 months from the date of supply whichever is earlier   |
| 10   | Type test report                           | Type test report as per the IS: 10322 Part-5, Sec-2 from OEM or NABL Lab. is to be submitted by the contractor at the time of material approval.  |
| 11   | <b>LEDs suitable for following feature</b> |   |
| 11.1 | LED make                                   | NICHIA/ CREE/ OSRAM/ SEOUL/ PHILIPS LIMITEDS/ LEDNIUM/ AVAGO  |
| 11.2 | Lumen maintenance of the LED lamps         | More than 90% at 9000 hrs.  |
| 11.3 | working life of the lamp                   | More than 50,000 hours of accumulative operation and shall be suitable for continuous operation of 24 hours per day. LM 80 report is required to be submitted by contractor at the time of material approval.   |
| 11.4 | Color Temperature of white LED             | 5700K-6500K   |
| 11.5 | Minimum View angle of LED                  | shall not be less than 120°   |
| 12   | <b>Specification for LED Driver</b>        |   |
| 12.1 | Input Voltage                              | 180Vrms to 270Vrms  |

|      |                              |  |
|------|------------------------------|--|
|      | range                        |  |
| 12.2 | Operating Input voltage      | 240Vrms  |
| 12.3 | Efficiency of the Driver     | > 85%  |
| 12.4 | output voltage ripple        | within 3%  |
| 12.5 | THD                          | ≤10%   |
| 12.6 | Driver card surge protection | 1.5 KV ± 3% surge protection and shall resume normal working when nominal voltage is applied again |
| 13   | Over voltage protection.     | Luminaire shall withstand at 110 VAC for 2 minutes.  |

The contractor shall provide the mounting arrangement to fittings as per requirement of Railway with necessary hardware and connection to the fittings shall be made with the 3 core 1.5 sq. mm FR/FRLS PVC insulated flexible copper wire. The contractor should be got approval from authorised representative of Railways for fittings and it's mounting arrangement also before supply and erection.

The contractor should submit the copy of challan or bill for fittings from the manufacturer/authorized dealer issued on the name of contractor.

**(B) Technical specification for item No. 2 of SCHEDULE of rates and quantities:  
[Indoor type LED light fitting]**

The contractor shall have to supply, erection, testing and commissioning of LED type light fitting complete with driver and all other accessories.

|    |                                   |   |
|----|-----------------------------------|---|
| 1  | Wattage                           |   |
| 2  | Construction of housing           | Sheet steel conforming to IS:513 (Grade O) or aluminium die cast having high conductivity preferably to Grade 5000 or similar to high conductivity heat sink or poly carbonate material of suitable thickness for indoor fittings.                      |
| 3  | IP                                | IP 20.  |
| 4  | Power Factor of complete fitting. | More than 0.95.   |
| 5  | CRI                               | ≥ 75  |
| 6  | Color Temperature of white LED    | 5700K-6500K   |
| 7  | Photometry test result            | LM 79 report from NABL approved test lab is required to be submitted by contractor at the time of material approval.  |
| 8  | Efficacy of luminaire.            | More than 100Lm/W   |
| 9  | Guarantee                         | The complete system of LED lights (including driver etc.) shall be guaranteed for satisfactory performance and manufacturing defects for a period of 60 months from the date of commissioning of 72 months from the date of supply whichever is earlier |
| 10 | Type test report                  | Type test report as per the IS: 10322 Part-5, Sec-2 from OEM or NABL Lab. is to be submitted by the contractor at the time of material approval.  |

120

|      |  |   |
|------|--|---|
| 11   | <b>LEDs suitable for following feature</b> |   |
| 11.1 | LED make                                   | NICHIA/ CREE/ OSRAM/ SEOUL/ PHILIPS LIMITEDS/ LEDNIUM/ AVAGO  |
| 11.2 | Lumen maintenance of the LED lamps         | More than 90% at 9000 hrs.  |
| 11.3 | working life of the lamp                   | More than 50,000 hours of accumulative operation and shall be suitable for continuous operation of 24 hours per day. LM 80 report is required to be submitted by contractor at the time of material approval. |
| 11.4 | Color Temperature of white LED             | 5700K-6500K   |
| 11.5 | Minimum View angle of LED                  | shall not be less than 120°   |
| 12   | <b>Specification for LED Driver</b>        |   |
| 12.1 | Input Voltage range                        | 180Vrms to 270Vrms  |
| 12.2 | Operating Input voltage                    | 240Vrms   |
| 12.3 | Efficiency of the Driver                   | > 85%   |
| 12.4 | output voltage ripple                      | within 3%   |
| 12.5 | THD  | ≤10%  |
| 12.6 | Driver card surge protection               | 1.5 KV ± 3% surge protection and shall resume normal working when nominal voltage is applied again.   |
| 13   | Over voltage protection.                   | Luminaire shall withstand at 300 VAC for 2 minutes.   |

The contractor shall provide the mounting arrangement to fittings as per requirement of Railway with necessary hardware and connection to the fittings shall be made with the 3 core 1.5 sq. mm FR/FRLS PVC insulated flexible copper wire. The contractor should be got approval from authorised representative of Railways for fittings and it's mounting arrangement also before erection.

*whatsapp from BRC division:*

The luminary casing/housing shall be made of 1.6 mm thick sheet steel conforming to IS 513 (Grade O) or aluminium die cast having high conductivity preferably to grade 5000 or similar to high conductivity heat sink material for outdoor fittings and of suitable thickness for indoor fittings. There should be a clear demarcation for luminaries for outdoor/indoor/platform lighting applications in respect of their physical dimensions and housing thicknesses.

2 Load regulation – ±5% Load regulation as per Para 7.2 of IS: 16104 – 2012 is ±10%. So a realistic value may be prescribed.

3 The output of LED shall be more than 100 lumen per watt at minimal operating current and shall ensure guaranteed operation life of more than 50,000 burning hours with controlled junction temperature of 110°C The output of every LED fitting shall be more than 100 lumen per watt for complete fixture at minimal operating current.

4 The equipment (driver) should comply to IEC 61547 for EMC immunity requirements This needs to be reviewed for indoor fittings.