

GOVERNMENT OF INDIA

WESTERN RAILWAY



TENDER DOCUMENT

**TENDER NOTICE NO. Dy.CSTE/C/BRC/154R
(Two Packet System)**

NAME OF THE WORK: - "Design, Supply, Installation, Programming, Testing and Commissioning of New Hot Standby Electronic Interlocking System at Waghodiya , Jarod and Lotna Stations and EI alteration at Dabhoi and Samlaya station along with BPAC proving with Axle Counter , Supply, Installation, Testing and Commissioning of various Indoor and Outdoor Signaling Systems in Dabhoi-Waghodiya -Jarod - Lotna-Samlaya Section in connection of provision of Gauge Conversion Work under Dy. CSTE Construction, Vadodara, Gujarat (Western Railway)

Copy No._____

Issued to: _____

Cost of Tender Document: Nil

INDEX

Para No.	Items
1	Chapter - 1: Tender Notice and Tender Forms (First Sheet, Second Sheet & Third Sheet)
2	Chapter - 2: Instructions to Tenderer
3	Chapter - 3: General Conditions of Contract
4	Chapter - 4: Special Conditions of Contract
5	Chapter - 5: General guidelines & Technical specifications
6	Chapter - 6: Schedule of Material & Works
7	Drawings
8	Chapter - 7: List of Annexure, Forms & Check list.



**WESTERN RAILWAY
SIGNAL & TELECOMMUNICATION DEPARTMENT**

TENDER NOTICE

TENDER No: DyCSTE/C/BRC/154R

Dy Chief Signal & Telecom Engineer, Construction, Vadodara acting for and on behalf of the President of India invites e- Tender for the following work.

TENDER No	Dy CSTE/C/BRC/154R (Two Packet System)
Name of Work:	"Design, Supply, Installation, Programming, Testing and Commissioning of New Hot Standby Electronic Interlocking System at Waghodiya , Jarod and Lotna Stations and EI alteration at Dabhoi and Samlaya station along with BPAC proving with Axle Counter , Supply, Installation, Testing and Commissioning of various Indoor and Outdoor Signaling Systems in Dabhoi-Waghodiya -Jarod - Lotna-Samlaya Section in connection of provision of Gauge Conversion Work under Dy. CSTE Construction, Vadodara, Gujarat (Western Railway)
Bidding/TenderType&System	Works Normal Open E-Tender, Single packet system. (IREPS Portal)
TenderAdvertisedValue	
BidSecurity/Earnest Money	
CostofTenderDocument	NIL
Pre-Bid Conference NA	NA
Bidstartdate	15days before closing date
Time &Dateof Closing ofBid	15.00 Hrs.on As per NIT Header.
Time & Date CommercialBid	Date will be intimated after evaluation of the technical bid.
ValidityofOffer	As per NIT Header..
Completionperiod	As per NIT Header..

Note: The tender can be viewed at web site <http://www.ireps.gov.in>. The tenderer/bidders must have Class-III Digital Signature Certificate & must be registered on IREPS portal. Only registered tenderer/bidders can participate in e-Tendering. All relevant papers must be uploaded at the time of participating in e-Tendering.

Manual offers are not allowed against this tender and any such manual offer received shall be ignored.

WESTERN RAILWAY

TENDER FORM (FIRST SHEET)

Tender No. DyCSTE/C/BRC/154R (Two packet System)

Name of Work -Design, Supply, Installation, Programming, Testing and Commissioning of New Hot Standby Electronic Interlocking System at Waghodiya , Jarod and Lotna Stations and EI alteration at Dabhoi and Samlaya station along with BPAC proving with Axle Counter , Supply, Installation, Testing and Commissioning of various Indoor and Outdoor Signaling Systems in Dabhoi- Waghodiya -Jarod - Lotna-Samlaya Section in connection of provision of Gauge Conversion Work under Dy. CSTE Construction, Vadodara, Gujarat (Western Railway)

To

The President of India,

Acting through the Dy.Chief Signal & Telecom Engineer ,

(Construction), Field, 8th Floor,

Station Building, Western Railway

Churchgate, Mumbai -400020

1. I/We _____ have read the various conditions to tender attached hereto and agree to abide by the said conditions. I/We also agree to keep this offer open for acceptance for a period of **90** days from the date fixed for closing of the tender and in default thereof, I/We will be liable for forfeiture of my/our "Bid Security". I/We offer to do the work for Western Railway, at the rates quoted in the attached bill(s) of quantities and hereby bind myself/ourselves to complete the work in all respects within **12 (Twelve) months** from the date of issue of letter of acceptance of the tender.
2. I/We also hereby agree to abide by the Indian Railways Standard General Conditions of Contract, with all correction slips up-to-date and to carry out the work according to the Special Conditions of Contract and Specifications of materials and works as laid down by Railway in the annexed Special Conditions/Specifications, Standard Schedule of Rates (SSOR) with all correction slips up-to-date for the present contract.
3. A Bid Security of ₹. {as mentioned in NIT} has already been deposited online / submitted as a Bank Guarantee bond. Full value of the Bid Security shall stand forfeited without prejudice to any other right or remedies in case my/our Tender is accepted and if:
 - a) I/We do not submit the Performance Guarantee within the time specified in the Tender document;
 - b) I/We do not execute the contract documents within seven days after receipt of notice issued by the Railway that such documents are ready; and
 - c) I/We do not commence the work within fifteen days after receipt of orders to that effect.
4. I/We am/are a Start-up firm registered byDepartment of Industrial Policy and Promotion (DIPP) and my registration number is, valid upto (copy enclosed) and hence exempted from submission of Bid Security.
5. We are a Labour Cooperative Society and our Registration No. is with and hence required to deposit only 50% of Bid Security.
6. Until a formal agreement is prepared and executed, acceptance of this tender shall constitute a binding contract between us subject to modifications, as may be mutually agreed to between us and indicated in the letter of acceptance of my/our offer for this work.

Signature of Tenderer(s)
Address of the Tenderer(s)

Date _____
Address of the Tenderer(s)

TENDER FORM: (SECOND SHEET)

1. Instructions to tenderers and conditions of tender: The following documents form part of Tender/Contract
 - a) Tender Forms – First sheet and second sheet.
 - b) Special conditions/Specifications (enclosed).
 - c) Bill(s) of quantities (enclosed)
 - d) Standard General Conditions of Contract and Standard Specifications (Works and Materials) of Indian Railways as amended/corrected upto latest correction slips, copies of which can be seen in the office of DY CSTE/C/BRC or obtained from the office of the CSTE/C/CCG, Railway on payment of prescribed charges.
 - e) Schedule of Rates Schedule of Rates (SSOR) as amended / corrected up to latest Correction Slips, copies of which can be seen in the office DY CSTE/C/BRC or obtained from the office of the CSTE/C/CCG, Western Railway on payment of prescribed charges.
 - f) All general and detailed drawings pertaining to this work, which will be issued by the engineer or his representatives (from time to time) with all changes and modifications.
2. The drawings for the work can be seen in the office of the Dy Chief Signal & Telecom Engineer (Construction) Vadodara and/or CSTE/C/CCG at any time during the office hours. The drawings are only for the guidance of Tenderer (s). Detailed working drawings (if required) based generally on the drawings mentioned above, will be given by the Dy Chief Signal & Telecom Engineer (Construction) Vadodara or his representative from time to time.
3. The Tenderer(s) shall quote his / their rates as a percentage above or below the Standard Schedule of Rates (SSOR) of the Western Railway as applicable to Mumbai Division except where he/they are required to quote item rates and must tender for all the items shown in the Bill(s) of Quantities attached. The quantities shown in the attached Bill(s) of Quantities are given as a guide and are approximate only and are subject to variation according to the needs of the Railway. The Railway does not guarantee work under each item of the Bill(s) of Quantities. The tenderer(s) shall quote rates / rebates only at specified place in Tender Form supplied by Railway. Any revision of rates / rebates submitted (quoted) through a separate letter whether enclosed with the bid (Tender Form) or submitted separately or mentioned elsewhere in the document other than specified place shall be summarily ignored and will not be considered.
4. Tenders containing erasures and / or alterations of tender documents are liable to be rejected. Any correction made by tender(s) in his/their entries must be attested by him / them.
5. The work is required to be completed within a period as specified in NIT from the date of issue of acceptance letter.
6. **BID SECURITY :**
 - (a) Subject to exemptions provided under para 4 & 5 of First sheet of this document, the tender must be accompanied by a Bid Security as mentioned in tender documents, failing which the tender shall be summarily rejected.

Note: Fixed Deposit Receipt (FDR) will not be accepted as Bid security for tenders invited on IREPS (e-Tender portal). (As per FA&CAO/C-II/WR letter no. WR/AC/S&C/BKS/2025-26/Policy/BG dated 28.4.2025 all the paper securities are drawn beneficiary name / in favour of PFA/FA&CAO.)

- (b) The Tenderer(s) shall keep the offer open for a minimum period of as per NIT header/Tender Notice from the date of closing of the Tender. It is understood that the tender documents have been issued to the Tenderer(s) and the Tenderer(s), is / are permitted to tender in consideration of the stipulation on his / their part that after submitting his / their tender subject to the period being extended further, if required by mutual agreement from time to time, he will not resile from his offer or modify the terms and conditions thereof in a manner not acceptable to the Western Railway. Should the tenderer fail to observe or comply with the foregoing stipulation, the amount deposited or Bank guarantee bond submitted as Bid Security for the due performance of the above stipulation, shall be forfeited to the Railway.
- (c) If his tender is accepted,
- (i) the Bid Security mentioned in sub para(a) above deposited in cash through e-payment gateway will be retained as part security for the due and faithful fulfillment of the contract in terms of Clause 16 of the Standard General Conditions of Contract;
- (ii) the Bid Security mentioned in sub para(a) above submitted as Bank guarantee bond, will be encashed as part security for the due and faithful fulfillment of the contract in terms of Clause 16 of the Standard General Conditions of Contract.

The Bid Security of other Tenderers shall, save as herein before provided, be returned to them, but the Railway shall not be responsible for any loss or depreciation to the Bid Security that may happen thereto while in their possession, nor be liable to pay interest thereon.

(d) In case Contractor submits the Term Deposit Receipt/Bank Guarantee Bond towards either the Full Security Depositor the Part Security Deposit equal to or more than Bid Security, the Railway shall return the Bid Security so retained as per sub para(c) above, to the Contractor.

7. **RIGHTS OF THE RAILWAY TO DEAL WITH TENDER:** The authority for the acceptance of the tender will rest with the Railway. It shall not be obligatory on the said authority to accept the lowest tender or any other tender, and tenderer(s) shall neither demand any explanation for the cause of rejection of his/ their tender nor the Railway to assign reasons for declining to consider or reject any particular tender or tenders. .
8. If the tenderer(s) deliberately gives/give wrong information in his / their tender or creates/create circumstances for the acceptance of his / their tender, the Railway reserves the right to reject such tender at any stage.
9. If any partner(s) of a partnership firm expires after the submission of its tender or after the acceptance of its tender, the Railway shall deem such tender as cancelled/contract as terminated under clause 61 of the Standard General Conditions of Contract, unless the firm retains its character as per partnership agreement. If a sole proprietor expires after the submission of tender or after the acceptance of tender, the Railway shall deem such tender as cancelled / contract as terminated under clause 61 of the Standard General Conditions of Contract.

10. ELIGIBILITY CRITERIA:

10.1 TECHNICAL ELIGIBILITY CRITERIA:

- (a) The tenderer must have successfully completed or substantially completed any one of the following categories of work(s) during last 07 (seven) years, ending last day of month previous to the one in which tender is invited:
- (i) Three similar works each costing not less than the amount equal to 30% of advertised value of the tender, or
- (ii) Two similar works each costing not less than the amount equal to 40% of advertised value of the tender, or
- (iii) One similar work costing not less than the amount equal to 60% of advertised value of the tender.

(b) Composite work (Not Applicable)

(b) (1) In case of tenders for composite works (e.g. works involving more than one distinct component, such as Civil Engineering works, S&T works, Electrical works, OHE works etc. and in the case of major bridges – substructure, superstructure etc.), tenderer must have successfully completed or substantially completed any one of the following categories of work(s) during last 07 (seven) years, ending last day of month previous to the one in which tender is invited:

- (i) Three similar works each costing not less than the amount equal to 30% of advertised value of each component of tender, or
- (ii) Two similar works each costing not less than the amount equal to 40% of advertised value of each component of tender, or
- (iii) One similar work each costing not less than the amount equal to 60% of advertised value of each component of tender.

Note for b(1): Separate completed works of minimum required values shall also be considered for fulfillment of technical eligibility criteria for different components.

(b)(2) In such cases, what constitutes a component in a composite work shall be clearly pre-defined with estimated tender cost of it, as part of the tender documents without any ambiguity.

(b) (3) To evaluate the technical eligibility of a tenderer, only components of work as stipulated in tender documents for evaluation of technical eligibility, shall be considered. The scope of work covered in other remaining components shall be either executed by tenderer himself if he has work experience as mentioned in clause 7 of the Standard General Conditions of Contractor through subcontractor fulfilling the requirements as per clause 7 of the Standard General Conditions of Contract or jointly i.e., partly himself and remaining through subcontractor, with prior approval of Chief Engineer in writing.

However, if required in tender documents by way of Special Conditions, a formal agreement duly notarised, legally enforceable in the court of law, shall be executed by the main contractor with the subcontractor for the component(s) of work proposed to be executed by the subcontractor(s), and shall be submitted along with the offer for considering subletting of that scope of work towards fulfilment of technical eligibility. Such subcontractor must fulfill technical eligibility criteria as follows:

The subcontractor shall have successfully completed at least one work similar to work proposed for subcontract, costing not less than 35% value of work to be subletted, in the last 5 years, ending last day of month previous to the one in which tender is invited through a works contract.

Note: for subletting of work costing up to Rs 50 lakh, no previous work experience of subcontractor shall be asked for by the Railway.

In case after award of contract or during execution of work it becomes necessary for the contractor to change subcontractor, the same shall be done with subcontractor(s) fulfilling the requirements as per clause 7 of the Standard General Conditions of Contract, with prior approval of Railway authority in writing.

Note for Item 10.1:

Work experience certificates from private individuals shall not be considered. However, in addition to work experience certificates issued by any Govt. Organisation, work experience certificate issued by Public listed company having average annual turnover of Rs 500 crore and above in last 3 financial years excluding the current financial year, listed on National Stock Exchange or Bombay Stock Exchange, incorporated/registered at least 5 years prior to the date of closing of tender, shall also be considered provided the work experience certificate has been issued by a person authorized by the Public listed company to issue such certificates.

In case tenderer submits work experience certificate issued by public listed company, the tenderer shall also submit along with work experience certificate, the relevant copy of work order, bill of quantities, bill wise details of payment received duly certified by Chartered Accountant, TDS certificates for all payments received and copy of final/last bill paid by company in support of above work experience certificate.

SUBCONTRACTOR CLAUSE: If a bidder has successfully completed a work as subcontractor and the work experience certificate has been issued for such work to subcontractor by a Govt. organization or public listed company as defined in Note for Item 10.1 part-I of GCC, the same shall be considered for

the purpose of fulfillment of credentials.

10.2. FINANCIAL ELIGIBILITY CRITERIA:

The tenderer must have minimum average annual contractual turnover of V/N or 'V' whichever is less

where

V= Advertised value of the tender in crores of Rupees

N= Number of years prescribed for completion of work for which bids have been invited.

The average annual contractual turnover shall be calculated as an average of "total contractual payments" in the previous three financial years, as per the audited balance sheet. However, in case the balance sheet of the previous year is yet to be prepared/ audited, the audited balance sheet of the fourth previous year shall be considered for calculating average annual contractual turnover.

The tenderers shall submit requisite information as per Format-6 (Chapter- 7 VARIOUS FORMATS & PROFORMA), along with copies of Audited Balance Sheets duly certified by the Chartered Accountant/ Certificate from Chartered Accountant duly supported by Audited Balance Sheet.

10.3. BID CAPACITY: The tender/technical bid will be evaluated based on bid capacity formula detailed as Annexure-VIB.

10.4 No Technical and Financial credentials are required for tenders having value up to **Rs. 50 lakh.**

10.5 Credentials if submitted in foreign currency shall be converted into Indian currency i.e., Indian Rupee as under: The conversion rate of US Dollars into Rupees shall be the daily representative exchange rates published by the Reserve Bank of India or entity authorized by RBI to do so for the relevant date or immediately previous date for which rates have been published. Where, relevant date shall be as on the last day of month previous to the one in which tender is invited. In case of any other currency, the same shall first be converted to US Dollars as on the last day of month previous to the one in which tender is invited, and the amount so derived in US Dollars shall be converted into Rupees at the aforesaid rate. The conversion rate of such currencies shall be the daily representative exchange rates published by the International Monetary Fund for the relevant date or immediately previous date for which rates have been published.

[Explanation for Para 10 of the Tender Form (Second Sheet) including Para 10.1 to 10.5 - Eligibility Criteria:

1. *Substantially Completed Work means an ongoing work in which payment equal to or more than 90% of the present contract value (excluding the payment made for adjustment of Price variation (PVC), if any) has been made to the contractor in that ongoing contract and no proceedings of termination of contract on Contractor's default has been initiated. The credential certificate in this regard should have been issued not prior to 60 days of date of invitation of present tender.*
2. *In case a work is started prior to 07 (seven) years, ending last day of month previous to the one in which tender is invited, but completed in last 07 (seven) years, ending last day of month previous to the one in which tender is invited, the completed work shall be considered for fulfillment of credentials.*
3. *If a work is physically completed and completion certificate to this extent is issued by the concerned organization but final bill is pending, such work shall be considered for fulfillment of credentials*
4. *In case of completed work, the value of the final bill (gross amount) including the PVC amount (if paid) shall be considered as the completion cost of work. In case the final bill is pending, only the total gross amount already paid including the PVC amount (if paid) shall be considered as the completion cost of work.*
In case of substantially completed work, the total gross amount already paid including the PVC amount (if paid), as mentioned in the certificate, shall be considered as the cost of substantially completed work.
5. *If a bidder has successfully completed a work as subcontractor and the work experience certificate has been issued for such work to the subcontractor by a Govt. Organization or public listed company as defined in Note for Item 10.1 Para 10 of the Tender Form (Second Sheet), the same shall be considered for the purpose of fulfillment of credentials.*
6. *In case a work is considered similar in nature for fulfillment of technical credentials, the overall cost including the PVC amount (if paid) of that completed work or substantially completed work, shall be*

considered and no separate evaluation for each component of that work shall be made to decide eligibility.

7. In case of newly formed partnership firm, the credentials of individual partners from previous proprietary firm(s) or dissolved previous partnership firm(s) or split previous partnership firm(s), shall be considered only to the extent of their share in previous entity on the date of dissolution / split and their share in newly formed partnership firm. For example, a partner A had 30% share in previous entity and his share in the present partnership firm is 20%. In the present tender under consideration, the credentials of partner A will be considered to the extent of 0.3×0.2 value of the work done in the previous entity. For this purpose, the tenderer shall submit along with his bid all the relevant documents which include a copy of previous partnership deed(s), dissolution deed(s) and proof of surrender of PAN No.(s) in case of dissolution of partnership firm(s) etc.
8. In case of existing partnership firm, if any one or more partners quit the partnership firm, the credentials of remaining partnership firm shall be re-worked out i.e., the quitting partner(s) shall take away his credentials to the extent of his share on the date of quitting the partnership firm (e.g. in a partnership firm of partners A, B & C having share 30%, 30% & 40% respectively and credentials of Rs 10 crore; in case partner C quits the firm, the credentials of this partnership firm shall remain as Rs 6 crore). For this purpose, the tenderer shall submit along with his bid all the relevant documents which include a copy of previous partnership deed(s), dissolution deed(s) and proof of surrender of PAN No.(s) in case of dissolution of partnership firm(s) etc.
9. In case of existing partnership firm if any new partner(s) joins the firm without any modification in the name and PAN/TAN no. of the firm, the credentials of partnership firm shall get enhanced to the extent of credentials of newly added partner(s) on the same principles as mentioned in item 6 above. For this purpose, the tenderer shall submit along with his bid all the relevant documents which include a copy of previous partnership deeds, dissolution/splitting deeds and proof of surrender of PAN No.(s) in case of dissolution of partnership firm etc.
10. Any partner in a partnership firm cannot use or claim his credentials in any other firm without leaving the partnership firm i.e., In a partnership firm of A&B partners, A or B partner cannot use credentials of partnership firm of A&B partners in any other partnership firm or proprietary firm without leaving partnership firm of A&B partners.
11. In case a partner in a partnership firm is replaced due to succession as per succession law, the proportion of credentials of the previous partner will be passed on to the successor.
12. If the percentage share among partners of a partnership firm is changed, but the partners remain the same, the credentials of the firm before such modification in the share will continue to be considered for the firm as it is without any change in their value. Further, in case a partner of a partnership firm retires without taking away any credentials from the firm, the credentials of the partnership firm shall remain the same as it is without any change in their value.
13. In a partnership firm "AB" of A&B partners, in case A also works as propriety firm "P" or partner in some other partnership firm "AX", credentials of A in propriety firm "P" or in other partnership firm "AX" earned after the date of becoming a partner of the firm AB shall not be added in partnership firm AB.
14. In case a tenderer is LLP, the credentials of tenderer shall be worked out on above lines similar to a partnership firm.
15. In case company A is merged with company B, then company B would get the credentials of company A also.]

11. TENDERER CREDENTIALS:

Documents testifying tenderer previous experience and financial status should be produced along with the tender.

Tenderer(s) who is / are not borne on the approved list of the Contractors of _____ Railway shall submit along with his / their tender:

- (i) Certificates and testimonials regarding contracting experience for the type of job for which tender is invited with a list of works carried out in the past.

- (ii) Audited Balance Sheet duly certified by the Chartered Accountant regarding contractual payments received in the past.
- (iii) The list of personnel / organization on hand and proposed to be engaged for the tendered work. Similarly list of Plant & Machinery available on hand and proposed to be inducted and hired for the tendered work.
- (iv) A copy of certificate stating that they are not liable to be disqualified and all their statements/documents submitted along with the bid are true and factual. Standard format of the certificate to be submitted by the bidder is enclosed as Annexure-V. In addition to Annexure-V, in case of other than Company/Proprietary firm, Annexure –V(A) shall also be submitted by the each member of a Partnership Firm / Joint Venture (JV) / Hindu Undivided Family (HUF) / Limited Liability Partnership (LLP) etc. as the case may be. Non submission of a copy of certificate by the bidder shall result in summarily rejection of his/their bid. It shall be mandatorily incumbent upon the tenderer to identify, state and submit the supporting documents duly self attested / digitally signed by which they/he are/is qualifying the Qualifying Criteria mentioned in the Tender Document.
- (v) The Railway reserves the right to verify all statements, information and documents submitted by the bidder in his tender offer, and the bidder shall, when so required by the Railway, make available all such information, evidence and documents as may be necessary for such verification. Any such verification or lack of such verification, by the Railway shall not relieve the bidder of its obligations or liabilities hereunder nor will it affect any rights of the Railway there under.
- (vi) (a) In case any information submitted by a tenderer is found to be false, forged or incorrect at any time during process for evaluation of tenders, it shall lead to forfeiture of the tender Bid Security besides banning of business for a period of upto two years.
- (b) In case any information submitted by the tenderer is found to be false, forged or incorrect after the award of contract, the contract shall be terminated. Bid Security, Performance Guarantee and Security Deposit available with the Railway shall be forfeited. In addition, other dues of the contractor, if any, under this contract shall be forfeited and the agency shall be banned for doing business for a period of up to two years.

12. Non-compliance with any of the conditions set forth therein above is liable to result in the tender being rejected.

13. **EXECUTION OF CONTRACT DOCUMENTS:** The successful tenderer(s) shall be required to execute an agreement with the President of India acting through the Dy Chief Signal & Telecom Engineer (Construction) (Field), Churchgate- 20 , Western Railway for carrying out the work according to Standard General Conditions of Contract, Special Conditions / Specifications annexed to the tender and Standard Specifications (Works and Materials) of Railway as amended/corrected upto latest correction slips, mentioned in tender form (First Sheet).

14. DOCUMENTS TO BE SUBMITTED ALONG WITH TENDER:

- (i) The tenderer shall clearly specify whether the tender is submitted on his own (Proprietary Firm) or on behalf of a Partnership Firm / Company / Joint Venture (JV) / Registered Society / Registered Trust / Hindu Undivided Family (HUF) / Limited Liability Partnership (LLP) etc. The tenderer(s) shall enclose the attested copies of the constitution of their concern, and copy of PAN Card along with their tender. Tender Documents in such cases are to be signed by such persons as may be legally competent to sign them on behalf of the firm, company, association, trust or society, as the case may be.
- (ii) Following documents shall be submitted by the tenderer:
- (a) **SOLE PROPRIETORSHIP FIRM:**
 - (i) All documents in terms of Para 10 of the Tender Form (Second Sheet) above.
- (b) **HUF:**
 - (i) A copy of notarized affidavit on Stamp Paper declaring that he who is submitting the tender on behalf of HUF is in the position of 'Karta' of Hindu Undivided Family (HUF) and he has the authority, power and consent given by other members to act on behalf of HUF.

(ii) All other documents in terms of Para 10 of the Tender Form (Second Sheet) above.

(c) **PARTNERSHIP FIRM:**

(i) i) All documents as mentioned in para 18 of the Tender Form (Second Sheet).

(d) **Joint Venture (JV):** All documents as mentioned in para 17 of the Tender Form (Second Sheet).

(e) **Company registered under Companies Act 2013:**

(i) The copies of **MOA (Memorandum of Association) / AOA (Articles of Association)** of the company

(ii) A copy of Certificate of Incorporation

(iii) A copy of Authorization/Power of Attorney issued by the Company (backed by the resolution of Board of Directors) in favour of the individual to sign the tender on behalf of the company and create liability against the company.

(iv) All other documents in terms Para 10 of the Tender Form (Second Sheet) above.

(f) **LLP (Limited Liability Partnership):**

(i) A copy of LLP Agreement

(ii) A copy of Certificate of Incorporation

(iii) A copy of Power of Attorney/Authorization issued by the LLP in favour of the individual to sign the tender on behalf of the LLP and create liability against the LLP.

(iv) An undertaking by all partners of the LLP that they are not blacklisted or debarred by Railways or any other Ministry / Department of the Govt. of India from participation in tenders / contracts as on the date of submission of bids, either in their individual capacity or in any firm/LLP or JV in which they were / are partners/members. Concealment / wrong information in regard to above shall make the contract liable for determination under Clause 62 of the Standard General Conditions of Contract.

(v) All other documents in terms of Para 10 of the Tender Form (Second Sheet).

(g) **REGISTERED SOCIETY & REGISTERED TRUST:**

(i) A copy of Certificate of Registration

(ii) A copy of Memorandum of Association of Society/Trust Deed

(iii) A copy of Power of Attorney in favour of the individual to sign the tender documents and create liability against the Society/Trust.

(iv) A copy of Rules & Regulations of the Society

(v) All other documents in terms of Para 10 of the Tender Form (Second Sheet) above.

(iii) If it is NOT mentioned in the submitted tender that the tender is being submitted on behalf of a Sole Proprietorship firm / Partnership firm / Joint Venture / Registered Company etc., then the tender shall be treated as having been submitted by the individual who has signed the tender.

(iv) After opening of the tender, any document pertaining to the constitution of Sole Proprietorship Firm / Partnership Firm / Registered Company/ Registered Trust / Registered Society / HUF/LLP etc. shall be neither asked nor considered, if submitted. Further, no suo moto cognizance of any document available in public domain (i.e., on internet etc.) or in Railway's record/office files etc. will be taken for consideration of the tender, if no such mention is available in tender offer submitted.

(v) A tender from JV shall be considered only where permissible as per the tender conditions.

(vi) The Railway will not be bound by any change of power of attorney or in the composition of the firm made subsequent to the submission of tender. Railway may, however, recognize such power of attorney and changes after obtaining proper legal advice, the cost of which will be chargeable to the Contractor.

15. The tenderer whether sole proprietor / a company or a partnership firm / registered society / registered trust / HUF / LLP etc if they want to act through agent or individual partner(s), should submit along with the tender, a copy of power of attorney duly stamped and authenticated by a Notary Public or by Magistrate in favour of the specific person whether he/they be partner(s) of the firm or any other person, specifically authorizing him/them to sign the tender, submit the tender and further to deal with the Tender/ Contract up to the stage of signing the agreement except in case where such specific person is authorized for above purposes through a provision made in the partnership deed / Memorandum of Understanding / Article of Association / Board resolution, failing which tender shall be summarily rejected.

A separate power of attorney duly stamped and authenticated by a Notary Public or by Magistrate in favour of the specific person whether he/they be partner(s) of the firm or any other person, shall be submitted after award of work, specifically authorizing him/them to deal with all other contractual

activities subsequent to signing of agreement, if required.

Note: A Power of Attorney executed and issued overseas, the document will also have to be legalized by the Indian Embassy and notarized in the jurisdiction where the Power of Attorney is being issued. However, the Power of Attorney provided by Bidders from countries that have signed the Hague Legislation Convention 1961 are not required to be legalized by the Indian Embassy if it carries a conforming Apostille certificate.

16. EMPLOYMENT/PARTNERSHIP ETC. OF RETIRED RAILWAY EMPLOYEES:

(a) Should a tenderer

- i) be a retired Engineer of the gazetted rank or any other gazetted officer working before his retirement, whether in the executive or administrative capacity or whether holding a pensionable post or not, in the Engineering or any other department of any of the railways owned and administered by the President of India for the time being, OR
- ii) being partnership firm / joint venture (JV) / registered society / registered trust etc have as one of its partners/members a retired Engineer of the gazetted rank or any other gazetted officer working before his retirement, OR
- iii) being an incorporated company have any such retired Engineer of the gazetted rank or any other gazetted officer working before his retirement as one of its directors

AND

in case where such Engineer or officer had not retired from government service at least 1 year prior to the date of submission of the tender

THEN

the tenderer will give full information as to the date of retirement of such Engineer or gazetted officer from the said service and as to whether permission for taking such contract, or if the Contractor be a partnership firm or an incorporated company, to become a partner or director as the case may be, has been obtained by the tenderer or the Engineer or officer, as the case may be from the President of India or any officer, duly authorized by him in this behalf, shall be clearly stated in writing at the time of submitting the tender.

- b) In case, upon successful award of contract, should a tenderer depute for execution of the works under or to deal matters related with this contract, any retired Engineer of gazette rank or retired gazetted officer working before his retirement in the Engineering or any other department of any of the railways owned and administered by the President of India for the time being, and now in his employment, then the tenderer will ensure that retired Engineer or retired gazetted officer had retired from government service at least 1 year prior to the date of his employment with tenderer and in case he had retired from service within a year then he possesses the requisite permission from the President of India or any officer, duly authorized by him in this behalf, to get associated with the tenderer.
- c) Should a tenderer or Contractor being an individual, have member(s) of his family or in the case of partnership firm/ company / joint venture (JV) / registered society / registered trust etc. one or more of his partner(s)/shareholder(s) or member(s) of the family of partner(s)/shareholder(s) having share of more than 1% in the tendering entity employed in gazetted capacity in the Engineering or any other department of the railway, then the tenderer at the time of submission of tender, will inform the authority inviting tenders the details of such persons.

Note: -If information as required as per 16.a), b), c) above has not been furnished, contract is liable to be dealt in accordance with provision of clause 62 of the Standard General Condition of contract.

JOINT VENTURE (JV) IN WORKS TENDERS

17. **PARTICIPATION OF JOINT VENTURE (JV) IN WORKS TENDER:** This para shall be applicable for works tenders wherein tender documents provide for the same.

Applicable for works costing more than Rs. 10 Cr., as per Railway Board's letter no. 2002/CE-I/CT/37 JV Pt-VIII dated 14-12-2012)

- 17.1** Separate identity/name shall be given to the Joint Venture.

17.2 Number of members in a JV shall not be more than three, if the work involves only one department (say Civil or S&T or Electrical or Mechanical) and shall not be more than five, if the work involves more than one Department. One of the members of the JV shall be its Lead Member who shall have a majority (at least 51%) share of interest in the JV. The other members shall have a share of not less than 20% each in case of JV with upto three members and not less than 10% each in case of JV with more than three members. In case of JV with foreign member(s), the Lead Member has to be an Indian firm/company with a minimum share of 51%.

17.3 A member of JV shall not be permitted to participate either in individual capacity or as a member of another JV in the same tender.

17.4 The tender form shall be purchased and submitted only in the name of the JV and not in the name of any constituent member. The tender form can however be submitted by JV or any of its constituent member or any person authorized by JV through Power of Attorney to submit tender.

17.5 Bid Security shall be submitted by JV or authorized person of JV either as :

- (i) Cash through e-payment gateway or as mentioned in tender document, or
- (ii) Bank Guarantee bond either in the name of JV, or in the name of all members of JV as per MOU irrespective of their share in the JV if the JV has not been constituted legally till the date of submission of tender.

17.6 A copy of Memorandum of Understanding (MoU) duly executed by the JV members on a stamp paper, shall be submitted by the JV alongwith the tender. The complete details of the members of the JV, their share and responsibility in the JV etc. particularly with reference to financial, technical and other obligations shall be furnished in the MoU.

17.7 Once the tender is submitted, the MoU shall not normally be modified / altered / terminated during the validity of the tender. In case the tenderer fails to observe/comply with this stipulation, the full Bid Security shall be liable to be forfeited.

17.8 Approval for change of constitution of JV shall be at the sole discretion of the Railway. The constitution of the JV shall not normally be allowed to be modified after submission of the bid by the JV, except when modification becomes inevitable due to succession laws etc., provided further that there is no change in qualification of minimum eligibility criteria by JV after change of composition. However, the Lead Member shall continue to be the Lead Member of the JV. Failure to observe this requirement would render the offer invalid.

17.9 Similarly, after the contract is awarded, the constitution of JV shall not be normally allowed to be altered during the currency of contract except when modification become inevitable due to succession laws etc. and minimum eligibility criteria should not get vitiated. Failure to observe this stipulation shall be deemed to be breach of contract with all consequential penal action as per contract conditions.

17.10 On award of contract to a JV, a single Performance Guarantee shall be submitted by the JV as per tender conditions. All the Guarantees like Performance Guarantee, Bank Guarantee for Mobilization Advance, Machinery Advance etc. shall be accepted only in the name of the JV and no splitting of guarantees amongst the members of the JV shall be permitted.

17.11 On issue of LOA (Letter of Acceptance), the JV entity to whom the work has been awarded, with the same shareholding pattern as was declared in the MOU/JV Agreement submitted alongwith the tender, shall be got registered before the Registrar of the Companies under 'The Companies Act -2013' (in case JV entity is to be registered as Company) or before the Registrar/Sub-Registrar under the 'The Indian Partnership Act, 1932' (in case JV entity is to be registered as Partnership Firm) or under 'The LLP Act 2008' (in case JV entity is to be registered as LLP). A separate PAN shall be obtained for this entity. The documents pertaining to this entity including its PAN shall be furnished to the Railways before signing the contract agreement for the work. In case the tenderer fails to observe/comply with this stipulation within 60 days of issue of LOA, contract is liable to be terminated. In case contract is terminated railway shall be entitled to forfeit the full amount of the Bid Security and other dues payable to the Contractor under this contract. The entity so registered, in the registered documents, shall have, inter-alia, following Clauses:

17.11.1 Joint and Several Liability - Members of the entity to which the contract is awarded, shall be jointly and severally liable to the Railway for execution of the project in accordance with General and Special Conditions of Contract. The members of the entity shall also be liable jointly and severally for

the loss, damages caused to the Railways during the course of execution of the contract or due to non-execution of the contract or part thereof.

17.11.2 Duration of the Registered Entity - It shall be valid during the entire currency of the contract including the period of extension, if any and the maintenance period after the work is completed.

17.11.3 Governing Laws - The Registered Entity shall in all respect be governed by and interpreted in accordance with Indian Laws.

17.12 Authorized Member - Joint Venture members in the JV MoU shall authorize Lead member on behalf of the Joint Venture to deal with the Contract, sign the agreement or enter into contract in respect of the said tender, to receive payment, to witness joint measurement of work done, to sign measurement books and similar such action in respect of the said tender/contract. All notices/correspondences with respect to the contract would be sent only to this authorized member of the JV.

17.13 No member of the Joint Venture shall have the right to assign or transfer the interest right or liability in the contract without the written consent of the other members and that of the Railway in respect of the said tender/contract.

17.14 Documents to be enclosed by the JV along with the tender:

17.14.1 In case one or more of the members of the JV is/are partnership firm(s), following documents shall be submitted:

- (i) A notarized copy of the Partnership Deed or a copy of the Partnership deed registered with the Registrar.
- (ii) A copy of consent of all the partners or individual authorized by partnership firm, to enter into the Joint Venture Agreement on a stamp paper,
- (iii) A notarized or registered copy of Power of Attorney in favour of the individual to sign the MOU/JV Agreement on behalf of the partnership firm and create liability against the firm.
- (iv) An undertaking by all partners of the partnership firm that they are not blacklisted or debarred by Railways or any other Ministry / Department of the Govt. of India from participation in tenders / contracts as on the date of submission of bids, either in their individual capacity or in any firm/LLP in which they were / are partners/members. Any Concealment / wrong information in regard to above shall make the bid ineligible or the contract shall be determined under Clause 62 of the Standard General Conditions of Contract.

17.14.2 In case one or more members is/are Proprietary Firm or HUF, the following documents shall be enclosed:

- (i) A copy of notarized affidavit on Stamp Paper declaring that his Concern is a proprietary Concern and he is sole proprietor of the Concern OR he who is signing the affidavit on behalf of HUF is in the position of 'Karta' of Hindu Undivided Family (HUF) and he has the authority, power and consent given by other members to act on behalf of HUF.

17.14.3 In case one or more members of the JV is/are companies, the following documents shall be submitted:

- (i) A copy of resolutions of the Directors of the Company, permitting the company to enter into a JV agreement,
- (ii) The copies of MOA (Memorandum of Association) / AOA (Articles of Association) of the company
- (iii) A copy of Certificate of Incorporation
- (iv) A copy of Authorization/copy of Power of Attorney issued by the Company (backed by the resolution of Board of Directors) in favour of the individual, to sign the tender, sign MOU/JV Agreement on behalf of the company and create liability against the company

17.14.4 In case one or more members of the JV is/are LLP firm/s, the following documents shall be submitted:

- (i) A copy of LLP Agreement
- (ii) A copy of Certificate of Incorporation of LLP
- (iii) A copy of resolution passed by partners of LLP firm, permitting the Firm to enter into a JV agreement

(iv) A copy of Authorization /copy of Power of Attorney issued by the LLP firm (backed by resolution passed by the Partners) in favour of the individual, to sign the tender and/or sign the MOU/ JV agreement on behalf of the LLP and create liability against the LLP.

(v) An undertaking by all partners of the LLP that they are not blacklisted or debarred by Railways or any other Ministry / Department of the Govt. of India from participation in tenders / contracts as on the date of submission of bids, either in their individual capacity or in any firm/LLP or JV in which they were / are partners/members. Any Concealment / wrong information in regard to above shall make the contract liable for determination under Clause 62 of the Standard General Conditions of Contract.

17.14.5 In case one or more members of the JV is/are Society/s or Trust/s, the following documents shall be submitted:

- (i) A copy of Certificate of Registration
- (ii) A copy of Memorandum of Association of Society/Trust Deed
- (iii) A copy of Rules & Regulations of the Society
- (iv) A copy of Power of Attorney, in favour of the individual to sign the tender documents and create liability against the Society/Trust.

17.14.6 All other documents in terms of Para 10 of the Tender Form (Second Sheet) above.

17.14.7 A Power of Attorney executed and issued overseas, the document will also have to be legalized by the Indian Embassy and notarized in the jurisdiction where the Power of Attorney is being issued. However, the Power of Attorney provided by Bidders from countries that have signed the Hague Legislation Convention 1961 are not required to be legalized by the Indian Embassy if it carries a conforming Apostille certificate.

17.15 Credentials & Qualifying Criteria: Technical, financial eligibility and Bid capacity of the JV shall be adjudged based on satisfactory fulfillment of the following criteria:

17.15.1 Technical Eligibility Criteria ('a' or 'b' mentioned hereunder):

(a) For Works without composite components

The technical eligibility for the work as per para 10.1 above, shall be satisfied by either the 'JV in its own name & style' or 'Lead member of the JV'.

Each other (non-lead) member(s) of JV, who is/ are not satisfying the technical eligibility for the work as per para 10.1 above, shall have technical capacity of minimum 10% of the cost of work i.e., each non-lead member of JV member must have satisfactorily completed or substantially completed during the last 07 (seven) years, ending last day of month previous to the one in which tender is invited, one similar single work for a minimum of 10% of advertised value of the tender.

(b) For works with composite components

The technical eligibility for major component of work as per para 10.1 above, shall be satisfied by either the 'JV in its own name & style' or 'Lead member of the JV' and technical eligibility for other component(s) of work as per para 10.1 above, shall be satisfied by either the 'JV in its own name & style' or 'any member of the JV'.

Each other (non-lead)member(s) of JV, who is/ are not satisfying the technical eligibility for any component of the work as per para 10.1 above, shall have technical capacity of minimum 10% of the cost of any component of work mentioned in technical eligibility criteria. i.e., each other (non-lead) member of must have satisfactorily completed or substantially completed during the last 07 (seven) years, ending last day of month previous to the one in which tender is invited, one similar single work for a minimum of 10% of cost of any component of work mentioned in technical eligibility criteria.

Note for Para 17.15.1:

a) *The Major component of the work for this purpose shall be the component of work having highest value. In cases where value of two or more component of work is same, any one work can be classified as Major component of work.*

b) *Value of a completed work done by a Member in an earlier JV shall be reckoned only to the extent of the concerned member's share in that JV for the purpose of satisfying his/her compliance to the above mentioned technical eligibility criteria in the tender under consideration.*

17.15.2 FINANCIAL ELIGIBILITY CRITERIA:

The JV shall satisfy the requirement of “Financial Eligibility” mentioned at para 10.2 above. The “financial capacity” of the lead member of JV shall not be less than 51% of the financial eligibility criteria mentioned at para 10.2 above.

The arithmetic sum of individual “financial capacity” of all the members shall be taken as JV’s “financial capacity” to satisfy this requirement.

Note: Contractual payment received by a Member in an earlier JV shall be reckoned only to the extent of the concerned member’s share in that JV for the purpose of satisfying compliance of the above mentioned financial eligibility criteria in the tender under consideration.

17.15.3 Bid Capacity

The JV shall satisfy the requirement of “Bid Capacity” requirement mentioned at para 10.3 above. The arithmetic sum of individual “Bid capacity” of all the members shall be taken as JV’s “Bid capacity” to satisfy this requirement.

18. PARTICIPATION OF PARTNERSHIP FIRMS IN WORKS TENDERS:

18.1 The Partnership Firms participating in the tender should be legally valid under the provisions of the Indian Partnership Act.

18.2 The partnership firm should have been in existence or should have been formed prior to submission of tender. Partnership firm should have either been registered with the Registrar or the partnership deed should have been notarized as per the Indian Partnership Act, prior to submission of tender.

18.3 Separate identity / name should be given to the partnership firm. The partnership firm should have PAN / TAN number in its own name and PAN / TAN number in the name of any of the constituent partners shall not be considered. The valid constituents of the firm shall be called partners.

18.4 Once the tender has been submitted, the constitution of the firm shall not normally be allowed to be modified / altered / terminated during the validity of the tender as well as the currency of the contract except when modification becomes inevitable due to succession laws etc., in which case prior permission should be taken from Railway and in any case the minimum eligibility criteria should not get vitiated. The re-constitution of firm in such cases should be followed by a notary certified Supplementary Deed. The approval for change of constitution of the firm, in any case, shall be at the sole discretion of the Railways and the tenderer shall have no claims what-so-ever. Any change in the constitution of Partnership firm after submission of tender shall be with the consent of all partners and with the signatures of all partners as that in the Partnership Deed. Failure to observe this requirement shall render the offer invalid and full Bid Security shall be forfeited.

If any Partner/s withdraws from the firm after submission of the tender and before the award of the contract, the offer shall be rejected and Bid Security of the tenderer will be forfeited. If any new partner joins the firm after submission of tender but prior to award of contract, his / her credentials shall not qualify for consideration towards eligibility criteria either individually or in proportion to his share in the previous firm. In case the tenderer fails to inform Railway beforehand about any such changes / modification in the constitution which is inevitable due to succession laws etc. and the contract is awarded to such firm, then it will be considered a breach of the contract conditions liable for determination of the contract under Clause 62 of the Standard General Conditions of Contract.

18.5 A partner of the firm shall not be permitted to participate either in his individual capacity or as a partner of any other firm in the same tender.

18.6 The tender form shall be submitted only in the name of partnership firm. The Bid Security shall be submitted by partnership firm. The Bid Security submitted in the name of any individual partner or in the name of authorized partner (s) shall not be considered.

18.7 On issue of Letter of Acceptance (LOA) to the partnership firm, all the guarantees like Performance Guarantee, Guarantee for various Advances to the Contractor shall be submitted only in the name of the partnership firm and no splitting of guarantees among the partners shall be acceptable.

18.8 On issue of Letter of Acceptance (LOA), contract agreement with partnership firm shall be executed in the name of the firm only and not in the name of any individual partner.

18.9 In case the Letter of Acceptance (LOA) is issued to a partnership firm, the following undertakings shall be furnished by all the partners through a notarized affidavit, before signing of contract agreement.

(a) Joint and several liabilities:

The partners of the firm to which the Letter of Acceptance (LOA) is issued, shall be jointly and severally liable to the Railway for execution of the contract in accordance with General and Special Conditions of the Contract. The partners shall also be liable jointly and severally for the loss, damages caused to the Railway during the course of execution of the contract or due to non-execution of the contract or part

thereof.

(b)Duration of the partnership deed and partnership firm agreement:

The partnership deed/partnership firm agreement shall normally not be modified/altered/ terminated during the currency of contract and the maintenance period after the work is completed as contemplated in the conditions of the contract. Any change carried out by partners in the constitution of the firm without permission of Railway, shall constitute a breach of the contract, liable for determination of the contract under Clause 62 of the Standard General Conditions of Contract.

(c)Governing laws: The partnership firm agreement shall in all respect be governed by and interpreted in accordance with the Indian laws.

(d)No partner of the firm shall have the right to assign or transfer the interest right or liability in the contract without the written consent of the other partner/s and that of the Railway.

18.10 The tenderer shall clearly specify that the tender is submitted on behalf of a partnership firm. The following documents shall be submitted by the partnership firm, with the tender:

(i) A notarized copy of the Partnership Deed or a copy of the Partnership deed registered with the Registrar.

(ii)A notarized or registered copy of Power of Attorney in favour of the individual to tender for the work, sign the agreement etc. and create liability against the firm.

(iii) An undertaking by all partners of the partnership firm that they are not blacklisted or debarred by Railways or any other Ministry / Department of the Govt. of India from participation in tenders / contracts as on the date of submission of bids, either in their individual capacity or in any firm/LLP in which they were / are partners/members. Any Concealment / wrong information in regard to above shall make the bid ineligible or the contract shall be determined under Clause 62 of the Standard General Conditions of Contract.

(iv) All other documents in terms of Para 10 of the Tender Form (Second Sheet) above.

18.11 Evaluation of eligibility of a partnership firm:

Technical and financial eligibility of the firm shall be adjudged based on satisfactory fulfillment of the eligibility criteria laid down in Para 10 of the Tender Form (Second Sheet) above.

19.0 Advances to Contractor –

If specifically provided in Tender Documents of tender having advertised value more than Rs 50 Crores, Railway shall make payment, as an Interest bearing advances, as per Contractor's request. These advances shall carry a simple interest _____ as indicated in the Tender documents. The payment and recovery of such advances shall be made as per manners prescribed in Clause 46.4 of the Standard General Conditions of Contract.

(Signature)
(Designation)

Signature of Tenderer(s) _____ Railway Date _____
Date _____

CHAPTER- 2: INSTRUCTIONS TO TENDERERS

2.1	<p>GENERAL INSTRUCTIONS:</p> <p>For and on behalf of the President of India, Dy Chief Signal & Telecom Engineer, Construction, Vadodara invites sealed tenders for the work of “Design, Supply, Installation, Programming, Testing and Commissioning of New Hot Standby Electronic Interlocking System at Waghodiya , Jarod and Lotna Stations and EI alteration at Dabhoi and Samlaya station along with BPAC proving with Axle Counter , Supply, Installation, Testing and Commissioning of various Indoor and Outdoor Signaling Systems in Dabhoi-Waghodiya -Jarod - Lotna-Samlaya Section in connection of provision of Gauge Conversion Work under Dy. CSTE Construction, Vadodara, Gujarat (Western Railway)</p> <p>A) The materials and installation required, tendering procedure and terms & conditions are prescribed in the Tender Documents. The Tender Document includes “Tender Notice & Tender Form”, “Instructions to Tenderers (I.T.T.)” “General Conditions of Contract in addition to and/or in part supersession up to latest correction slips” (GCC), “Special Conditions of Contract (SCC)”, “Technical Specifications & Requirements”, “Schedule of Work & Supplies” and all Annexure & forms together with any addendum and corrigendum thereto prior to the tender opening.</p> <p>B) All offers are required to be submitted as per details indicated in the Tender Notice. All the information in the offer must be in English. Information in any other language shall be accompanied by its authenticated translation in English. Failure to comply with this may render the offer liable to be rejected. In the event of any discrepancy between the offer in a language other than English and its English translation, the English translation will prevail.</p> <p>C) Any additional information regarding the tender, if required by any tenderer may be obtained from the office of Dy.Chief Signal & Telecom Engineer, Construction, Pratap nagar Vadodara.</p>
2.2	<p>NAME OF WORK Design, Supply, Installation, Programming, Testing and Commissioning of New Hot Standby Electronic Interlocking System at Waghodiya , Jarod and Lotna Stations and EI alteration at Dabhoi and Samlaya station along with BPAC proving with Axle Counter , Supply, Installation, Testing and Commissioning of various Indoor and Outdoor Signaling Systems in Dabhoi-Waghodiya -Jarod - Lotna-Samlaya Section in connection of provision of Gauge Conversion Work under Dy. CSTE Construction, Vadodara, Gujarat (Western Railway)</p>
2.3	<p>A) SYSTEM OF TENDERING: The tender shall be submitted tender online at IREPS under a TWO packet system-</p> <ol style="list-style-type: none"> a) Packet I- Technical Bid b) Packet -II Financial Bid <p>B) Tender Document/Schedule can be seen/submitted up to as per tender notice on E- tender portal www.ireps.gov.in. The Tender Document Cost (non-refundable & non- transferable), in respect of e-tendering, shall be paid through net banking or payment gateway only facility provided on IREPS website. The tender will be opened as per tender notice on website www.ireps.gov.in.</p> <p>1) Tenders must be submitted online, manual offers are not allowed against this tender, and any such manual offer received shall be ignored.</p>

	<p>2) Non-Compliance with any of the conditions set here forth in above is liable to result in the tender being rejected.</p> <p>3) No offer will be accepted after the Date & Time specified on the IREPS website.</p> <p>4) Any corrigendum to the NIT/ tender document will be done only during the advertising period as an exception only and the same will be posted on the IREPS website also. No corrigendum is permitted during the offer submission period. If any corrigendum is required during the offer submission period the work shall be retendered. Hence, accordingly the Tender NIT period is split as under:</p> <p>5) It will be the responsibility of the tenderers to check corrigendum about tender between Advertisement Period & Offer Submission Period if any and submit their offer accordingly.</p> <p>Advertisement period : Time during which all information pertaining to tender shall be available but offers cannot be submitted.</p> <p>Offer submission period : Fifteen days prior to opening of tender, during which tenderers can submit their offer.</p> <p>6) Execution of Contract Document: The successful tenderer(s) shall be required to execute an agreement with the President of India acting through the Dy Chief Signal & Telecom Engineer, Construction, Pratapnagar Vadodara for carrying out the work according to "General Conditions of Contract, Special conditions /Specifications annexed to this tender, and Specification for work and materials as laid down in the " Works Hand Book Part III " and Sanitary Works Hand Book of Western Railway as amended /corrected with correction slip mentioned in the tender form (First Sheet).</p> <p>7) Tender Form: Tender Forms shall embody the contents of the contract documents either directly or by reference and shall be as per specimen form, Annexure-I. e- Tender Forms shall be issued free of cost to all tenderers.</p> <p>8) Omissions & Discrepancies: Should a tenderer find discrepancies in or omissions from the drawings or any of the Tender Forms or should he be in doubt as to their meaning, he should at once notify the authority inviting tenders. The tender inviting authority may, if deemed necessary, clarify the same to all tenderers. It shall be understood that every endeavour has been made to avoid any error which can materially affect the basis of tender and successful tenderer shall take upon himself and provide for the risk of any error which may subsequently be discovered and shall make no subsequent claim on account thereof.</p>
2.4	<p>DOWNLOADING OF TENDER DOCUMENT AND INSTRUCTIONS THEREON:</p> <p>a) Offer for the Tenderis to be submitted online through E-Tender Portal www.ireps.gov.in and details are to be entered by the tenderer online. It is advisable to download and study the tender document before submitting their offers. Submission of Physical copy of the offers or tender document is prohibited.</p> <p>b) This tender is required to be submitted as per the tender conditions through online portal www.ireps.gov.in before the date and time stipulated in the tender document. The tender details are available on E-Tender portal www.ireps.gov.in and the same can be used while submitting the offer.</p> <p>c) The tenderer/bidders must have Class-III Digital Signature Certificate & must be registered on IREPS portal. Only registered tenderer/bidders can participate in e-</p>

	<p>Tendering. All relevant papers must be uploaded at the time of participating in e-Tendering. Manual submission of offers is not allowed against this tender and any such manual offer received shall be ignored.</p> <p>d) Tenderers are advised to register their agency well in advance on E-Tender portal of www.ireps.gov.in and submit their offer through E-Tender before the stipulated time. It is the responsibility of the tenderer to check any correction or any modifications published subsequently in the Website and the same shall be taken into account while submitting the tender online. Tenderer shall download corrigendum (if any), print it out, sign and upload it with the main tender document. Tender document not accompanied by published corrigendum/s is liable to be rejected. The Railway will not be responsible for any delay in submitting through online portal www.ireps.gov.in</p> <p>e) Tenderer/s are free to download tender documents at their own risk and cost, for the purpose of perusal and accustom themselves regarding instructions, scope and location of work, Technical and Non-Technical special conditions, etc. stipulated in the tender document. After award of work, an agreement will be prepared based on the master copy of a tender document available in the office.</p> <p>f) If any change/addition/deletion is made by the Tenderer/Contractor and the same is detected at any stage even after the award of the tender, full Bid security will be forfeited and the contract will be terminated at his/their all dues. The tenderer is also liable to be banned from doing business with Railways and/or prosecuted.</p> <p>g) The tenderers will be considered to have agreed the following declaration while submitting their offer:</p> <p>i) I/We have submitted the tender form on the Internet site www.ireps.gov.in. In case, any discrepancy is found, I/We understand that my/our tender will be summarily rejected and full Bid security will be forfeited and I/We am/are liable to be banned from doing business with Railways and/or prosecuted.</p>
2.5	<p>BRIEF SCOPE OF WORK: This tender invited for GC work for Dabhoi-Samlaya-Lotna. This schedule include 5 station namely Dabhoi, Waghodia, Jarod, Samlaya and Lotna station</p> <ol style="list-style-type: none"> 1. Samlaya and Lotna station is situated on Main line Delhi-Mumbai route. 2. El Altetation (Indoor and outdoor) is to be carried out at Samlaya and Dabhoi station in connection of GC work. 3. 3 new station Waghodia, Jarod and Lotna. 4. At new station Indoor and outdoor signaling syatem as per SIP is to be done.
2.6	<p>COMPLETION PERIOD:</p> <p>The entire work shall be completed within the completion time as mentioned in the NIT from the date of issue of LOA of the tender. Extension of completion period shall be granted by the competent authority on a mutually agreed basis as per GCC clauses.</p>
2.7	<p>BID SECURITY:</p> <p>(1) (a) The tenderer shall be required to submit the Bid Security {as mentioned in NIT} with the tender for the due performance with the stipulation to keep the offer open till such date as specified in the tender, under the conditions of tender.</p> <p>(b) It shall be understood that the tender documents have been issued to the tenderer and the tenderer is permitted to tender in consideration of stipulation on his part, that after submitting his tender he will not resile from his offer or modify the terms and</p>

conditions thereof in a manner not acceptable to the Engineer. Should the tenderer fail to observe or comply with the said stipulation, the aforesaid amount shall be liable to be forfeited to the Railway.

(c) If his tender is accepted, this Bid Security mentioned in sub para (a) above will be retained as part security for the due and faithful fulfillment of the contract in terms of Clause 16 of the Standard General Conditions of Contract. The Bid Security of other Tenderers shall, save as herein before provided, be returned to them, but the Railway shall not be responsible for any loss or depreciation that may happen thereto while in their possession, nor be liable to pay interest thereon.

The tenderer shall be required to submit the Bid Security with the tender for the due performance with the stipulation to keep the offer open till such date as specified in the tender, under the conditions of tender. The Bid Security shall be under.

Value of the Work	Bid Security
For all works	2% of the estimated cost of the work

Note:

(i) The Bid Security shall be rounded off to the nearest ₹100. This Bid Security shall be applicable for all modes of tendering.

(ii) Any firm recognized by Department of Industrial Policy and Promotion (DIPP) as 'Startups' shall be exempted from payment of Bid Security detailed above.

(iii) Labour Cooperative Societies shall submit only 50% of above Bid Security detailed above.

(2) The Bid Security shall be deposited either in cash through e-payment gateway or submitted as Bank Guarantee bond from a scheduled commercial bank of India or as mentioned in tender documents. The Bank Guarantee bond shall be as per Annexure-VI(A) and shall be valid for a period of 90 days beyond the bid validity period.

(3) In case, submission of Bid Security in the form of Bank Guarantee, following shall be ensured:

i. A scanned copy of the Bank Guarantee shall be uploaded on e-Procurement Portal (IREPS) while applying to the tender.

ii. The original Bank Guarantee should be delivered in person to the official nominated as indicated in the tender document before the closing date for the deadline of submission of bids (i.e. excluding the last date of submission of bids).

iii. Non submission of scanned copy of Bank Guarantee with the bid on e-tendering portal (IREPS) and/or non submission of original Bank Guarantee within the specified period shall lead to summary rejection of bid.

iv. The Tender Security shall remain valid for a period of 90 days beyond the validity period for the Tender.

v. The details of the BG, physically submitted should match with the details available in the scanned copy and the data entered during bid submission time, failing which the bid will be rejected

vi. The Bank Guarantee shall be placed in an envelope, which shall be sealed. The envelope shall clearly bear the identification "Bid for the ***** Project" and shall clearly indicate the name and address of the Bidder. In addition, the Bid Due Date should be indicated on the right hand top corner of the envelope.

	<p>vii. The envelope shall be addressed to the officer and address as mentioned in the tender document.</p> <p>viii. If the envelope is not sealed and marked as instructed above, the Authority assumes no responsibility for the misplacement or premature opening of the contents of the Bid submitted and consequent losses, if any, suffered by the Bidder.</p>
2.8	<p>QUALIFYING AND ELIGIBILITY CRITERIA:</p> <p>A) The tenderer shall necessarily satisfy the eligibility conditions listed below:-</p> <p>a) Technical Eligibility criteria: As per Clause no. 10 of Tender Form (Second Sheet)</p> <p>Work of Similar Nature would mean: “Any RI or EI or CLS or ABS or IBS involving Indoor & Outdoor works (Cable laying & termination).”</p> <p>b) Financial Eligibility Criteria: As per Clause no. 10 of Tender Form (Second Sheet)</p> <p>i) The total value of similar nature of works completed during the qualifying period and not the payment received within the qualifying period alone should be considered. In case, the final bill of similar nature of work has not been passed and final measurements have not been recorded, the paid amount including statutory deduction is to be considered. If final measurements have been recorded and work has been completed with negative variation, then also paid amount including statutory deduction is to be considered.</p> <p>ii) However, if final measurements have been recorded and work has been completed with positive variation but variation has not been sanctioned, the original agreement value or sanctioned agreement value, whichever is lower, should be considered for judging eligibility.</p> <p>iii) Note: The offer of tenderers who do not meet the technical eligibility criteria as mentioned above will not be considered.</p> <p>B) Bid Capacity The tender/technical bid will be evaluated based on the bid capacity formula detailed as Annexure-VI.</p> <p>C) (i)Tenderer must submit OEM/its RDSO approved Indian Partner’s authorized break up of Numbers of each cards/module and other accessories and works as separate annexure in terms of RB’s letter No. 2013/signal/01/(pt) Dup dated 17.02.2022.</p> <p>The successful bidder shall submit an undertaking from RDSO-approved EI OEM, within 21 days from issue of LoA or at last with submission of PG, to confirm compliance with extant RDSO guidelines and to meet specific requirements and to provide after-sales support required during the warranty period and beyond the warranty period, failing which the contract is liable to be terminated.</p>
2.9	<p>GUIDELINES FOR PARTICIPATION OF JOINT VENTURE FIRMS:(Applicable in this tender.)</p> <p>a) Guidelines and terms & condition has been already given vide para 17 (including all sub paras) of tender Form Second sheet in tender document or pl. refer GCC</p>

	<p>para 17 of Tender form second sheet.</p> <p>b) The letter, letter no. 2002/CE-I/CT/37 JV Pt-VIII dated 14-12-2012 as per Railway Board's shall be referred (Applicable for works costing more than Rs. 10 Cr., as per Railway Board's).</p>
2.10	<p>STUDY OF LOCAL CONDITIONS:</p> <ol style="list-style-type: none"> 1) It will be imperative on each tenderer to fully acquaint him with all the local conditions and factors, which would have any effect on the performance of the contract and cost of the work. The purchaser shall not entertain any request for clarifications from the tenderer regarding such local conditions. No request for change of price or time schedule of completion will be entertained after the offer is accepted by the purchaser on account of any local condition or factor. The tenderer(s) shall inspect the proposed site of work and acquaint himself/themselves with the site conditions, working hours, layout of land, trees and shrubs that he/they will have to cut, type of strata likely to be met within the borrow pits, stacking space for materials, approach roads, path ways available etc. and all relevant items connected with the execution of the work. 2) The intending tenderer is advised to study the Tender Document carefully. Any submission of an offer by the tenderer shall be deemed to have been done after a careful study and examination of this tender document with full understanding of the implication thereof. It will be understood that the tenderer has/have got himself / themselves clarified on all the points and interpretation by proper authorities of the Railway Administration. These conditions and specifications shall be deemed to have been accepted unless otherwise, specifically commented upon by the Tenderer in his offer. Failure to adhere to anyone or all these instructions may render his offer liable to be ignored without any reference. 3) The scope of work to be executed by the contractor has been specified in Special Conditions of Contract and Schedule of Works & Supplies which may be studied. It will be imperative for the tenderer to fully acquaint himself with all the local conditions, Signalling and telecom practices adopted and other factors which would have any effect on the performance of the contract and cost of the stores. No request for the change of rate, or time schedule of delivery of stores / Execution of work shall be entertained after the offer is accepted by the Railway on account of any local condition or factors. No claim shall be entertained for the contractor(s) making his/their own arrangements for approaches/approach road and contractor(s) will bear entire expenses such as road taxes, payment for right of way, etc. to outsiders and for construction of approaches/approach roads, etc. 4) The tenderer may undertake study/survey of signalling and telecom systems/practices used in Western Railway and make his own assessment of the work. Any equipment/design/component needed to make the entire system successful/functional shall be supplied by the tenderer without any extra cost. Tenderer(s), if desired may undertake inspection of the proposed site of work to acquaint himself/themselves. In the event of the tenderer desiring to have a field visit before furnishing his offer, he may apply to Dy Chief Signal & Telecom Engineer (Construction) PratapNagar Vadodara in this regard. Such permission shall be granted by the Railway but the expenses in this regard shall be borne by the tenderer completely.
2.11	<p>RULES & GENERAL INFORMATION TO TENDERER:</p> <ol style="list-style-type: none"> 1) The Tender shall be signed by individual or individuals legally authorized to enter into commitments on behalf of the Tenderer. Any individual or individuals signing the Tender Documents or other documents connected therewith should specify

whether he is signing.

- a) As a Sole Proprietor of the firm or Attorney of the Sole Proprietor.
- b) As a Partner or Partners of the firm.
- c) As a Director, Manager or Secretary or official with Power of Attorney as per memorandum /article of association in a Limited Company.
- d) As a duly constituent attorney of authorized members of the JV, in case of JV.

- 2) Every Tenderer shall state in the Tender his postal address fully and clearly. Any communication sent in time to the Tenderer by post at the said address shall be deemed to have reached the Tenderer duly and in time. He shall also give telephone and fax-number for communication. Important documents shall be sent by Registered post. Railways shall not be responsible for any failure of dispatch of letters by the Postal Department. In case of incomplete address given by the tenderer where Postal Department is not accepting such address or not accepting postage packet at the given address, the offer submitted by the tenderer shall be treated as invalid and Railway reserves the right to reject the tender
- 3) Incomplete and Conditional tenders will generally not be considered and are liable to be rejected. Railway however reserves the right to reject such tenders summarily without assigning any reasons whatsoever. The Railway also reserves the right to reject any special conditions stipulated by the Tenderer as considered unacceptable to the Railway.
- 4) If any deviations from the General conditions/ special conditions / Technical specifications & Requirements/ Schedule of works & supplies are proposed by the tenderer, they should be mentioned on "Statement of Deviation" as per Form enclosed (Form-4) and not elsewhere in the tender document. If it is found at any stage of the finalization of the tender or during actual execution the work that the information furnished in this tender including clarifications, is incorrect, the tenders are likely to be rejected. The submission of the Tender shall be deemed to have been done after careful study and examination of the Tender Document with full understanding of the implications thereof. Any clarification required by a Tenderer shall be obtained from the Office of the Tender Inviting Authority on any working day during office hours.
- 5) Declaration as per Format-13 that I / We have no relative / employee in the Gazetted / non-gazetted capacity in the Western Railways. Also give a Certificate of Information regarding Employment / Partnership etc. of Retired Railway Employees with the tenderer as per Format-14.
- 6) The Tenderer should read the conditions carefully and also see the schedule of works, technical specification etc. before submitting the offer and also ascertain site conditions and the magnitude of works involved.
- 7) **WRONG INFORMATION BY TENDERER or TAMPERING WITH TENDER DOCUMENT**
 - a) If the Tenderer/s deliberately give/s wrong information in his/their tender, create/s circumstances for the acceptance of his/their tender, the Railway reserves the right to reject such tender at any stage.
 - b) If it is found at any stage of the finalization of the tender or during actual execution the work that the information furnished in this tender including clarifications, is incorrect, the tenders are likely to be rejected. The Railway reserves the right to reject the tender without assigning any reason.
 - c) If any terms and condition of tender is changed/ added/ deleted with

	<p>malafide intention by the Tenderer/Contractor and the same is detected at any stage even after award of the Tender, all necessary action including banning of business, would be taken. In addition, the tenderer is also liable to be prosecuted as per the law.</p> <p>d) The railway reserves the right to verify all statements, information and documents submitted by the bidder in his offer, and the bidder shall, when so required by the railway, make available all such information, evidence and documents as may be necessary for such verification. Any such verification or lack of such verification by the railway shall not relieve the bidder of its obligations or liabilities hereunder nor will it affect any rights of the railway thereunder.</p> <p>e) The Railway reserves the right to cancel the tender without assigning any reason.</p> <p>f) All the relevant documents shall be attached along with tender form as per terms and conditions of tender.</p> <p>8) Tender offer without requisite bid security in prescribed form will be summarily rejected.</p> <p>9) All the relevant documents shall be attached along with tender form as per terms and condition of tender.</p> <p>10) All offers shall be neatly legible and in English. Each page of the offer must be numbered consecutively, should bear the tender number and each page of the tender document including technical brochures, manuals etc. should be signed by the Tenderer & should bear the seal of the firm. A reference to the total no. of pages comprising the offer must be made at the top right hand corner of the first page.</p> <p>11) Photocopies of all the certificates etc. submitted by Tenderer should be attested by tenderer as true copies, unless required to be attested by Notary public by other conditions of tender.</p> <p>12) No scribbling is permissible in the tender documents. Tender offers containing erasures and alterations in the tender documents are liable to be rejected. Any correction made by the tenderer / tenderers in his/their entries must be attested by him/them.</p> <p>13) ERRORS, OMISSIONS & DISCREPANCIES (IN THE TENDER DOCUMENT)</p> <p>a) The Contractor(s) shall not take any advantage of any misinterpretation of the conditions due to typing or any other error and if in doubt shall bring it to the notice of the Tender Inviting Authority, without delay. In case of any contradiction only the printed rules, and books should be followed and no claim for the mis- interpretation shall be entertained.</p> <p>b) If a Tenderer finds discrepancies in, or omission from the drawing or any of the Tender document or he has any doubt to their meaning, he should at once notify the Railway who may send a written clarification to all Tenderers.</p>
2.12	<p>SUBMISSION OF OFFERS:</p> <p>1) The e-tender shall be submitted online at IREPS website under Two packet System. It shall be mandatorily incumbent upon the tenderer to identify, state and submit the supporting documents duly self attested by which they/he is qualifying the Qualifying Criteria mentioned in the Tender Document.</p>

	<p>2) Along with all bids, the tenderer will upload the scanned copies of documents (in PDF) as per tender document while submitting their offer.</p> <p>3) The payment of Bid Security & Tender Document Cost as per tender documents (non- refundable & non-transferable), in respect of e-tendering, shall be paid through net banking or payment gateway facility provided on IREPS only. failing which the tender will not be considered. Any firm recognized by Department of Industrial Policy and Promotion (DIPP) as 'Startups' shall be exempted from payment of Earnest Money on submission of Registration Certificate issued by appropriate authority.</p> <p>Note: Fixed Deposit Receipt (FDR) will not be accepted as Bid security/EMD for tenders invited on IREPS (e-Tender portal). (Authority: Railway Board letter No. 2015/CE-I/CT/5/1 dated 31.08 2016.) or latest.</p> <p>4) The tenderer is required to submit his offer online till 15:00 hours of the date of opening and the offer will open online at specified time as mentioned in NIT Header.</p>
2.13	<p>TENDER OFFER:</p> <p>The Tenderer (s) shall invariably be accompanied with the following documents, failing which the offer can be treated as incomplete and liable to be rejected without any correspondence with the firm. Hence, the Tenderers are advised to ensure that these documents are submitted, duly signed at all pages, with their offer. The tender document shall be submitted with the following:</p> <ol style="list-style-type: none"> Offer letter complete, relevant paper/documents must be uploaded at the time of participating in e-Tendering. Schedule of Works & Supplies with quoted rates at the percentage above / below/at par the Railways estimated grand total on IREPS. Separate percentage may be quoted for (SOR) Schedule and Non SOR schedule & other schedules as per NIT. Covering Letter & Tender papers shall be signed& complete in all respects. The required cost of tender document fee & Bid Security in prescribed and acceptable form of prescribed amount as instructed on www.ireps.gov.in must be submitted along with the Bid documents. Documents in support of qualifying eligibility criteria as per clause 2.8 above (on Format-5 & Format-6 along with all supportive documents List of works completed in the last three financial years & current year giving description of work, organization for whom executed, approx. value of contract at the time of award, date of award and date of scheduled completion of work. Date of actual start, actual completion and final value of contract should also be given. (Format-7). List of similar types of work on hand indicating description of work, contract value date of award of contract. (Format-8). List of Personnel, Organization available on hand and proposed to be engaged for the subject work. Certified copy of Memorandum of Understanding (MoU) duly executed by JV members on a stamp paper (Annexure-I) in case of JV (Clause 14 of Tender Form Second Sheet of GCC) Power of Attorney, (if any), in acceptable form duly stamped and authenticated by a Notary public or Magistrate as per GCC clause 16. Documentary evidence necessary to establish that tender possesses the requisite skill, technical expertise, technical and skilled manpower and necessary equipment to execute complete work covered in the schedule with stipulated specifications/details. List of Plant & Machinery available on hand (own) and proposed to be inducted (own and hired to be given separately) for maintenance support of the system. Details of set up/technical know-how available with the Tenderer for execution of

	<p>work and testing/ trouble shooting/ repairing of equipments under warranty period. If the Tenderer is OEM, furnish complete details of repairing center setup within the country (India) i.e. location, Machinery available, Engineers engaged for repairing center.</p> <p>k) Certified copy of JV agreement (MoU) in case of JV in enclosed format, Certified copy of Partnership deed in case of partnership firms as per clause 15 of (second sheet) of GCC, Memorandum of Articles of Association of the firm, extract of Board of Directors' meeting authorizing signatory to submit the offer to the Railways. In other cases Memorandum and Articles of association.</p> <p>l) Tenderer should provide details of bank account for payment through NEFT/RTGS on FORMAT -9.</p> <p>m) Last audit report from registered Chartered Accountant.</p> <p>n) The tenderer shall also enclose in his offer that they accept all the terms and conditions of Railways. The tenderer shall indicate paragraph by paragraph for each section and each clause and sub-clause of the entire tender document that either his tender complies in every respect with the requirements of each clause and sub-clause or if not, precisely how they differ from the requirements of the tender. In the latter case, the tenderer shall enclose a separate "Statement of Deviations" as per Format-4 given, indicating only the deviations for any clause or sub- clause of General Conditions of Contract, Special Conditions of Contract, Instructions to tenderers, technical requirement & specification and Schedule of works & supplies etc. , which he proposes with "detailed justifications for deviations proposed". The purchaser, reserves the right to accept or reject these deviations and the Railway's decision thereon shall be final.</p> <p>o) If the tenderer has no exceptions, the "Statement of Deviations" shall be submitted with a "Nil" statement. If the tenderer does not include this with the tender it shall be conclusive evidence that all conditions of contract are entirely acceptable to the Tenderer.</p> <p>p) The Time schedule of work including BAR/PERT charts.</p> <p>q) Any other information desired to be submitted by the tenderer</p> <p>r) Any other documents the tenderer may like to submit in support of his credentials.</p> <p>NOTE:</p> <ol style="list-style-type: none"> 1. If the tenderer does not submit any proof for meeting with the eligibility criteria as laid down in the NIT and tender conditions, the offer will be considered as incomplete and will be summarily rejected. The Tenderer shall submit attested copies of the supportive documents / certificates from organizations with which they have worked/are working, otherwise the offer will be liable to be rejected. 2. There shall be no back reference to confirm the credentials except for the purpose of verifying the attested copies of documents already submitted with the offer. 3. Certificate/Credentials issued by private individuals / organizations will not be accepted as per letter No. W 118/0 Vol.VII(W-6) dtd. 11.12.2014 issued by CE (Works) CCG. 4. All the documents including technical brochures, manuals etc. should be signed by the Tenderer.
2.14	<p>CARE IN SUBMISSION OF TENDERS:</p> <p>(a)</p> <p>(i) Before submitting a tender, the tenderer will be deemed to have satisfied himself by actual inspection of the site and locality of the works, that all conditions liable to be encountered during the execution of the works are</p>

taken into account and that the rates he enters in the tender forms are adequate and all inclusive to accord with the provisions in Clause-37 of the Standard General Conditions of Contract for the completion of works to the entire satisfaction of the Engineer.

- (ii) The Tenderer will examine the various provisions of The Central Goods and Services Tax Act, 2017 (CGST) / Integrated Goods and Services Tax Act, 2017 (IGST) / Union Territory Goods and Services Tax Act, 2017 (UTGST)/ respective state's state Goods and Services Tax Act, 2017 (SGST) also, as notified by Central/State Govt. & as amended from time to time and applicable taxes before bidding. Tenderer will ensure that full benefit of input tax credit (ITC) likely to be availed by them is duly considered while quoting rates.
- (iii) The successful tenderer who is liable to be registered under CGST/IGST/UTGST/SGST Act shall submit GSTIN along with other details required under CGST/IGST/UTGST/SGST Act to railway immediately after award of contract, without which no payment shall be released to contractor. The contractor shall be responsible for deposition of applicable GST to the concerned authority.
- (iv) In case the successful tenderer is not liable to be registered under CGST/IGST/UTGST/SGST Act, the railway shall deduct the applicable GST from his/their bills under reverse charge mechanism (RCM) and deposit the same to the concerned authority.
- (v) Contractor shall be liable to pay/refund the amount collected as GST to the Indian Railways along with interest and penalties, if any imposed by the authorities, in case GST input tax credit of Indian Railways is denied/rejected by the tax authorities due to reasons mentioned below but not limited to: Wrong/incorrect invoice is issued by Contractor ; Non-filing of GST returns; Non-payment of GST collected from Indian Railways to the authorities; Any other non-compliance done by Contractor;

(b) GENERAL INDEMNITY: Contractor hereby agrees to indemnify and hold harmless the Indian Railways from and against any and all losses, including loss on account of Input Tax Credit and all losses incurred by the Indian Railways relating to or arising out of or in connection with any actual or threatened claim, legal action, proceedings, prosecution or inquiry by or against the Indian Railways arising out, directly or indirectly, of failure by the contractor to comply with the provisions of GST and related flows, or based upon or arising from any failure by the Contractor.

(c) RETENTION MONEY: Any payment liable to be paid by Indian Railways to contractor against the goods or services or both supplied by such contractor to Indian Railways shall be kept on hold in case supplier makes any non-compliance of any of the GST law provisions including non-reporting of invoices in GST returns. Such payment shall be released after proper verification of records and availability of ITC to Indian Railways as per provisions of GST Law.

(Reference Rly Bd's letter no. 2017/CE-I/CT/4/GST dtd 23-06-2017.)

(d) When work is tendered for by a firm or company of contractors, the tender shall be signed by the individual legally authorized to enter into commitments on their behalf.

(e) The Railway will not be bound by any power of attorney granted by the tenderer or by changes in the composition of the firm made subsequent to the execution of the

	<p>contract. It may, however, recognize such power of attorney and changes after obtaining proper legal advice, the cost of which will be chargeable to the contractor.</p> <p>(f) The tenderers shall submit a copy of certificate stating that all their statements/documents submitted alongwith bid are true and factual. Standard format of certificate to be submitted by the bidder is enclosed as Annexure-II. In addition to Annexure-II, in case of other than Company/Proprietary firm, Annexure-II (A) shall also be submitted by each member of Partnership Firm/ Joint Venture (JV)/ Hindu Undivided Family (HUF)/ Limited Liability Partnership (LLP) etc. As the case may be. Non submission of above certificate(s) by the bidder shall result in summarily rejection of his/their bid. It shall be mandatorily incumbent upon the tenderer to identify, state and submit the supporting documents duly self attested/digitally signed by which they/he is qualifying the Qualifying Criteria mentioned in the Tender Document.</p> <p>{RB's Advance correction slip vide letter 2022/CE-I/CT/GCC-2022/Policy Dtd:- 13.12.2022}</p> <p>(g) A copy of certificate stating that they are not liable to be disqualified and all their statements/documents submitted along with the bid are true and factual. The standard format of the certificate to be submitted by the bidder is enclosed as Annexure-V. In addition to Annexure-II, in case of other than Company/Proprietary firm, Annexure-II(A) of chapter1. shall also be submitted by each member of Partnership Firm/ Joint Venture (JV)/ Hindu Undivided Family (HUF)/ Limited Liability Partnership (LLP) etc. As the case may be. Non submission of a copy of certificate by the bidder shall result in summarily rejection of his/their bid. It shall be mandatorily incumbent upon the tenderer to identify, state and submit the supporting documents duly self attested / digitally signed by which they/he are/is qualifying the Qualifying Criteria mentioned in the Tender Document.</p> <p>{RB's Advance correction slip vide letter 2022/CE-I/CT/GCC-2022/Policy Dtd:- 13.12.2022}</p>
2.15	<p>TECHNICAL COMPLIANCE AND DEVIATIONS, IF ANY:</p> <p>a) Tenderer should note that the S&T work offered should be complete and compatible with the existing equipment installed / operating on the Mumbai division of Western Railway. Any equipment/work required to make the interface equipments match with indoor equipment is the responsibility of the Tenderer. Railway shall not bear any extra cost on account of changes/addition required for ensuring compatibility of interface devices with existing S&T equipments.</p> <p>b) The tenderer shall certify that the system being offered by him fully meets RDSO Specifications with latest amendments and technical requirements mentioned in chapter 5 of tender document and attachments in the tender documents. The compliance statement should be unambiguous.. The clauses which are being compiled by the tenderer should be written as 'complied'.The clauses where the tenderer is unable to comply, deviation should be clearly brought out. Details of variations from the drawings and specifications, if any, should be clearly indicated in the offer.</p> <p>c) The Railway reserves the right to accept or reject these deviations and Railway's decision thereon shall be final. The deviation quoted by the tenderer shall become part of contract agreement only to the extent to which they are specifically mentioned and as accepted in the letter of acceptance.</p>

2.16	<p>RATES:</p> <p>Financial Bid (Packet-II)-Tenderers are requested to quote their rates in terms of percentage above or below the estimated total cost of the Railways. Rates in the offer should be in <u>Indian rupees</u> only. Offers in foreign currency will not be accepted.</p> <p>The Tenderer should quote rates in figures and in words. Wherever there is difference between the rates quoted in figures and in words, the rates quoted in words will be taken as correct. All rates and other information like discounts etc. having bearing on the rates shall be written both in figures and words in the prescribed offer form. The quoted rates shall include all duties, Taxes, charges etc. Tenderers if quoting any other rates anywhere other than the Schedule of material & Works, shall not be considered. Offer received for only part of schedule will not be considered and shall be rejected.</p> <ul style="list-style-type: none"> a) The entire work is mentioned in schedule of material and works b) Against each item in Schedule, the estimated rates of Railways are mentioned and The Estimated grand total for Schedule is drawn. Tenderer is requested to quote the percentage above / below the Railways estimated grand total at which he offers to do the work covered under schedule. <p>TENDERERS WHILE QUOTING MAY SPECIFICALLY NOTE THE FOLLOWING:</p> <ul style="list-style-type: none"> a) The rates quoted in the offer by the tenderer shall be inclusive of basic cost and all taxes / duties as applicable after introduction of GST. b) Octroi not applicable after introduction of GST. Road Permit letter will not be issued. c) Concession forms for statutory taxes shall be supplied by Railways on demand if applicable. d) Railways will affect recovery of Taxes on work contract at source at the rate decided by the Government, where the work is being executed. e) Railways shall affect recovery of income tax at source at the rates in vogue. f) The rates quoted by tenderer and accepted by Railway Administration shall hold good till the Completion of the work and no additional individual claim will be admissible on account of fluctuation in market rates, increase in taxes/any other levies/toll etc. g) Further, no cognizance will be given for any sort of fluctuations in taxes and other market conditions etc. for any individual items for the purpose of making adjustments in payments. <p>Note: Rates of materials and works are to be quoted according to the pro forma and "Schedule of Work and Supplies "(Chapter - 6)</p>
2.17	<p>VALIDITY OF OFFER:</p> <ul style="list-style-type: none"> 1) The tenderer shall keep the offer open for a minimum period as per NIT header/Tender Notice from the date of opening of tender. Within that period, the tenderer cannot withdraw his offer subject to the period being extended further if required by mutual agreement from time to time. Any contravention of the above condition will make the tenderer liable for forfeiture of his Bid Security. 2) It is understood that the tender document has been sold/issued to the Tenderer(s) and the Tenderer(s) is / are permitted to tender in consideration of

	<p>the stipulation on his/their part that after submitting his / their tender subject to the period being extended further if required by mutual agreement from time to time, he will not resile from his offer or modify the terms and conditions thereof in a manner not acceptable to Western Railway. Should the Tenderer fail to observe or comply with the foregoing stipulation, the amount deposited, as Bid Security for the due performance of the above stipulation shall be forfeited by the Railways</p>
2.18	<p>OPENING OF TENDERS:</p> <p>a) Bid of all the tenderers will be opened at IREPS site on date mentioned in Tender notice or corrigendum if any after 15:00 hrs. in the office of the Dy Chief Signal & Telecom Engineer (Construction) PratapNagar Vadodara. in the presence accounts officials. In the event of the specified date of Bid opening being declared a holiday for the Railway, the Bids shall be opened at the same time and location on the next working day.</p> <p>b) For two packet systems, after the Technical evaluation of the tenders, the Financial Bids of all the eligible and technically suitable tenderers will be opened "on a date and time notified on IREPS site" for final evaluation of the Bids. The Financial Bids of the tenderers considered technically unresponsive/unacceptable will not be opened.</p> <p>c) The tenderer whose rates are found lowest at the time of opening of tender shall in any case not mean that the concerned tenderer is a valid lowest tenderer. The valid lowest tenderer shall be decided by the Tender Committee in its due proceedings.</p>
2.19	<p>RIGHTS OF RAILWAYS TO DEAL WITH TENDERS:</p> <p>a) The authority for the acceptance of the tenderer will rest with the Railway administration for and on behalf of the President of India, who shall not be bound to accept the lowest or any tender or to assign any reason for declining to consider, non-acceptance or rejection of a tender. The Railway administration reserves the right to accept any tender in respect of the whole or any portion of the work specified in the tender document or to reduce the work or to accept any tender for less than the tendered quantities without assigning any reason whatsoever.</p> <p>b) Railway administration also reserves the right to cancel any or all tenders at any stage. The cost of the tender document will not be refunded in such a case.</p> <p>c) The Railway reserves the right to accept or reject the deviations proposed by the tenderer and Railway's decision thereon shall be final. The deviations quoted by the tenderer will become part of Contract Agreement only to the extent to which they are specifically mentioned as accepted in Letter of Acceptance.</p> <p>d) The Railway reserves the right of not to invite tenders for any of Railway work or works or to invite open or limited tenders and when tenders are called to accept a tender in whole or in part or reject any tender or all tenders without assigning reasons for any such action. In case if tender is accepted in part by Railway administration, Letter of Acceptance shall be issued as counter offer to the Tenderer, which shall be subject to acceptance by the Tenderer.</p> <p>e) A.Two Packets System of Tendering: With a view to assess the tenders technically without being influenced by the financial bids, 'Two Packets System of tendering' shall be adopted wherein tender documents provide for the same.</p>

	<p>B. Pre Bid Conference:NA</p> <p>C. Make in India Policy: Provisions of Make in India Policy 2017 issued by Govt. of India, as amended from time to time, shall be followed for consideration of tenders.</p> <p>D. Permission to Bid for a bidder from a country which shares Land boundary with India: Any bidder from the countries sharing a land border with India will be eligible to bid in any procurement of works (including turnkey projects) only if the bidder is registered with the Competent Authority. The Competent Authority for registration will be the Registration Committee constituted by the Department for Promotion of Industry and Internal Trade (DPIIT), Government of India. For interpretation of this para, Department of Expenditure, Ministry of Finance, Government of India letter F.No.6/18/2019-PPD dated 23/07/2020 shall be referred.</p> <p>E. Clarification of Bids: To assist in the examination, evaluation & comparison and pre-qualification of the Tender, the Railway may, at its discretion, ask any Bidder for a clarification of its Bid. Any clarification submitted by a Bidder that is not in response to a request by the Railway shall not be entertained or considered. The Railway request for clarification and the response of the bidder in this regard shall be in writing.</p> <p>However, if a Bidder does not provide clarification of its bid by the date and time communicated in the Railway request for clarification, the bid shall be evaluated as per the documents submitted along with the bid.</p>
2.20	<p>RATES DURING NEGOTIATION:</p> <p>The Tenderer/s shall not increase his/their quoted rates in case the Railway Administration decides to negotiate for reduction of rates. Such a negotiation shall not amount to cancellation or withdrawal of the original offer and the rates originally quoted will be binding on the Tenderer/s.</p>
2.21	<p>ACCEPTANCE OF TENDER:</p> <p>A letter of acceptance (LOA) of the offer shall be issued by the Railway Administration to the successful Tenderer that his offer has been accepted, on receipt of which he shall submit a Performance Bank Guarantee (PBG) bond of to 5% of cost of work within 21 days of receipt of LOA and shall execute a formal Contract Agreement with the President of India acting through the Office of Dy Chief Signal & Telecom Engineer (Construction) 2nd Floor, Annex. II, DRM Office Compound, Pratapnagar,Vadodara, Gujarat or his authorized representative for carrying out the work according to terms and conditions of this tender including "General Conditions of Contract" of Indian Railway and Special Conditions / Specifications of this tender. Upon issuing of LOA the contract for the work shall be deemed to have been awarded to the tenderer and accordingly the completion period will be reckoned from the date of issue of LOA irrespective of the date of signing of contract agreement subsequently.</p>
2.22	<p>EXECUTION OF CONTRACT DOCUMENT:</p> <p>The Tenderer whose tender is accepted shall be required to appear in person at the office of General Manager/General Manager (Construction), Chief Administrative Officer (Construction), Divisional Railway Manager or concerned Engineer, as the case may be, or if tenderer is a firm or corporation, a duly authorized representative shall appear and execute the contract agreement within seven days of notice from Railways that the Contract Agreement is ready. The Contract Agreement shall be entered into by Railway only after submission of valid</p>

	<p>Performance Guarantee by the Contractor. Failure to do so shall constitute a breach of the agreement affected by the acceptance of the tender. In such cases the Railway may determine that such tenderer has abandoned the contract and there upon his tender and acceptance thereof shall be treated as cancelled and the Railway shall be entitled to forfeit the full amount of the Earnest Money and other dues payable to the Contractor under this contract. The failed Contractor shall be debarred from participating in the re-tender for that work.</p> <p>Note: PI refer GCC for other conditions.</p>
2.23	<p>SIGNING OF AGREEMENT:</p> <p>The tenderer whose offer is accepted will be required to present himself or his duly authorized representative at the Office of Dy Chief Signal & Telecom Engineer, Construction, 2nd Floor, Annex. II, DRM Office Compound, Pratapnagar, Vadodara, Gujarat, to execute the contract document within seven days of receipt of notice that the contract documents are ready.</p> <p>Failure to do so shall constitute breach of the agreement affected by the acceptance of the tender in which case the bid security accompanying the tender shall be forfeited as liquidated damages for such default, without prejudice to any other right or remedies open to the Railway.</p>
2.24	<p>COMMENCEMENT OF WORK:</p> <p>The successful tenderer upon receipt of LOA shall commence the work by way of submitting a detailed time schedule in terms of Clause No. 4.19 of Chapter - 4, Special Conditions of Contract, for completion of work within the stipulated completion period.</p>

CHAPTER – 3: GENERAL CONDITIONS OF CONTRACT

3.1 GENERAL CONDITIONS OF CONTRACT

“General Conditions of Contract” (GCC) of Western Railway in addition to and/or in part super-session up to latest correction slips” will be applicable.

Booklet of **Indian Railway Standard General Conditions of Contract (GCC) Works Hand Book Parts I & II July 2022** edition/latest edition (with latest amendments), may be purchased by Tenderer(s) from Engineering Deptt. of Western Railway at their own cost.

3.2. “**Shramikkalyan Portal** – Transparency in payment of Minimum Wages & other Statutory Benefits to Contract Labour.

As per latest Railway board letter D.O.No.2018/CE-I/CT/4 dated 27th Feb,2019, all railway contractors should fill up the required details in “ **Shramikkalyan Portal**” 'website-www.shramikkalyan.indianrailways.gov.in' regarding data of contract labour, wages paid to them, etc.

DyCSTE/C/ Vadodara W.R.
2nd Floor, Annex. II, DRM Office Compound, Pratapnagar,
Vadodara, Gujarat
For and on behalf of the President of India

CHAPTER: 4

SPECIAL CONDITIONS OF CONTRACT

4.1	<p>GENERAL:</p> <p>(i) These Special Conditions of Contract (SCC), "Schedule of Material & Works" and Technical Requirement & Specification and provision of tender document shall govern the works to be executed under this contract in addition to and/or in part super cession of the General Conditions of Contract (GCC) with latest amendment / Correction Slips and Standard Specifications as laid down in the Western Railway Works Hand Book, Part III as amended up to latest correction slips.</p> <p>(ii) Where there is any conflict between these Special Conditions of Contract on one hand and Standard Specifications and General Conditions of Contract of Western Railway on the other hand, the former (SCC) shall prevail.</p> <p>(iii) Any deviations from these Special Conditions of Contract, Technical Requirement & Specifications, Schedule of Material & Supplies and/or any condition of tender document, if any, stated by the tenderer in his tender or subsequently introduced by the Railway shall be a part of the Contract only to such extent as have been explicitly accepted by the Railway and incorporated in the contract.</p> <p>(iv) These specifications/documents describe the material to be supplied, work to be performed and the method of construction for the complete installation in strict accordance with the drawings and specifications mentioned herein and such instructions as may from time to time be given by the Railway. The contractor shall quote for work giving all information after close scrutiny of the plans and site survey.</p> <p>(v) Unless specifically provided otherwise in the tender, any and all exception, which the tenderer may have to any of the clauses of the special conditions of contract or, technical requirement & specification as included in the tender shall be clearly stated. Such exceptions shall be listed in "Statement of Deviation" (Format – 4). If the tenderer has no exceptions, the annexure shall be submitted with a "Nil" statement. If the tenderer does not include the annexure with the tender it shall be conclusive evidence that the special conditions of contract and technical requirement & specification and all conditions of contract are entirely acceptable to the Tenderer.</p> <p>Any deviations from these special conditions of contract, technical requirement & specifications if any, stated by the tenderer in his tender or subsequently introduced by the Railway shall be a part of the Contract only to such extent as have been explicitly accepted by the Railway and incorporated in the contract.</p> <p>(vi) "The tenderer for carrying out any construction work in _____ (name of the State) must get themselves registered from the Registering Officer under Section – 7 of the Building and Other Construction Workers Act, 1996 and rules made thereto by the _____ (Name of the State) Govt. and submit certificate of Registration issued from the Registering Officer of the _____ (Name of the State) Govt. (Labour Deptt.). For enactment of this Act, the tenderer shall be required to pay cess @ 1% of cost of construction work to be deducted from each bill. Cost of material shall be outside the purview of cess, when supplied under a separate schedule item."</p>
-----	--

4.2	NAME OF WORK: “Design, Supply, Installation, Programming, Testing and Commissioning of New Hot Standby Electronic Interlocking System at Waghodiya , Jarod and Lotna Stations and EI alteration at Dabhoi and Samlaya station along with BPAC proving with Axle Counter , Supply, Installation, Testing and Commissioning of various Indoor and Outdoor Signaling Systems in Dabhoi-Waghodiya -Jarod - Lotna-Samlaya Section in connection of provision of Gauge Conversion Work under Dy. CSTE Construction, Vadodara, Gujarat (Western Railway)			
4.3	SCOPE OF WORK:			
	Sr. NO.	Items		
	I	GENERAL		
	1.	“Design, Supply, Installation, Programming, Testing and Commissioning of New Hot Standby Electronic Interlocking System at Waghodiya , Jarod and Lotna Stations and EI alteration at Dabhoi and Samlaya station along with BPAC proving with Axle Counter , Supply, Installation, Testing and Commissioning of various Indoor and Outdoor Signaling Systems in Dabhoi-Waghodiya -Jarod - Lotna-Samlaya Section in connection of provision of Gauge Conversion Work under .		
	2.	The work envisages providing BG line between the Dabhoi-Samlaya section and one new station Lotan.		
		Sr. No.	Name of Station	PI/RRI/EI
		1.	Dabhoi	Alteration in Existing Electronic Interlocking (Distributed EI with OC)
		2.	Waghodia	Provision of new Electronic Interlocking
		3.	Jarod	Provision of new Electronic Interlocking
		4.	Samlya	Alteration in Existing Electronic Interlocking (Distributed EI with one OC)
		5.	Lotna	Provision of new Electronic Interlocking
	3	It includes shifting of existing signalling gears coming in the infringement of the proposed line, indoor alterations to existing EI and also provision of new Electronic interlocking and outdoor work for all these installations. The list of stations requiring signalling works involving alterations and new EI provision is as follows		
Detailed Scope of work .				
SCOPE OF WORK:- STATION WISE PROPOSED WORK ARE AS UNDER : INDOOR				
	SN	Name of Station	Modification in Relay interlocking/ New Electronic Interlocking	Power Supply IPS based
	1	Dabhoi	Alteration in EI according to upcoming lines	Selected supply is provided by Electrical dept. for S&T. IPS is provided at center and OC
	2	Waghodia	New EI to be provide	IPS to be provide at Centre building
	3	Jarod	New EI to be provide	IPS to be provide at Centre building
	4	Samlaya	Alteration in EI according to upcoming lines	Selected supply available. If load increase then IPS to be provide.
	5	Lotna	New EI to be provide	IPS to be provide at Centre building

SCOPE OF WORK:- STATION WISE PROPOSED WORK ARE AS UNDER : OUTDOOR

SR. NO.	NAME OF THE STATION	OUTDOOR WORK DESCRIPTION
1	Dabhoi	1. S&T Utility shifting work in connection with infringement removal for path of upcoming. 2. Cable laying and trenching
2	Waghodia	
3	Jarod	
4	Samlaya	3. S&T Utility shifting work in connection with infringement removal for path of upcoming. Cable laying and trenching
5	Lotna	

- 1) The tenderer(s) shall inspect the proposed site of work and acquaint himself/themselves with the site conditions, distances of gears, compatibility / interfacing, voltages / currents requirements of various existing gears and of equipment to be installed with their system and any other specific requirements etc. The tenderer shall undertake study / survey of signaling systems / practices used in Western Railway /Division and make his own arrangement of the interlocking work involved in integration of the indoor equipment with existing indoor & outdoor equipment to be installed so as to make the entire system successful / functional.
- 2) During testing and commissioning of the installation, the contractor's engineers will be available at site for testing and commissioning and also for doing any wiring alterations which will be required during testing and commissioning.
- 3) Supply of technical documentation & drawings as per Para **4.6** of SCC.
- 4) Scope of work is detailed in "Schedule of Materials and Works" and as per "Technical requirement & specification". Work is to be carried out in strict compliance to the tender conditions and specifications. Work will be carried out in accordance with the technical Specification & Requirements of the Tender Document. Wherever Specifications are not indicated, work will be carried out as per standard practice on this Railway and instructions of Engineer in charge.

THE CONTRACTOR SHALL:

1. Supply of material as per schedule of materials and works.
2. Transportation of all types of materials required for commissioning of works from the Railway's stores at contractors own cost and releases the scrap material at respective section in-charge SSE offices.
3. Work will be carried out in accordance with the technical requirements of the Tender. Wherever Specifications are not indicated, work will be carried out as per standard practice on Western Railway and instructions of Engineer in charge.
4. Indoor wiring & other work as per technical requirement mentioned in the tender documents and approved scheme by Railway authority.

	<ol style="list-style-type: none"> 5. Proving Electronic interlocking at Waghodia, Jarod and Lotna & alteration in Dabhoi and Samlaya stations as per specifications mentioned in tender documents. 6. Excavation of Trenches in soft soil, asphalted areas and platform cutting etc ,Digging of trench from rail flange/road level and back filling after placing of DWC/RCC/GI pipe with protection at work site if passenger movement in nearby area. 7. Laying of half round after laying the cables in the trenches. 8. Placing of DWC/GI/RCC pipe in trench for track / road crossing protruding equally outside the rail/road edge on either side. 9. Laying of cables with suitable cable protection, Meggaring of cables, Termination of cables and painting details. 10. Excavation and Casting of Apparatus Case foundation with contractor's own materials including cement and anchor bolts of standard size. Installation of Apparatus Cases with miniature 'E' type lock on CC foundation. This includes filling of location foundations with river bed sand and plastering on top of the sand. Fabrication and fixing of phenolic laminated sheet by providing all fixtures as per Railway Drawing including fixing of PVC coated string rods at the back side for cable support with contractor's own materials. 11. Fixing of ARA Terminals /Screw less connectors and fuse blocks on phenolic laminated sheets/Sheets supplied against the schedule and fixing by stainless steel/brass nuts & bolts. 12. Lettering / Numbering Termination particulars, equipments names etc., legibly and neatly inside location boxes. This includes supply of paints of Asian Paints/ Nerolac / Dulux / Berger make. 13. Providing brick masonry in ratio 1:6 cement and mortar including plastering with 1:4 cement and sand mixture both sides, 20 mm thick each with contractor's owned class II bricks, including excavation, curing, grouting, bolting etc. wherever required. Bricks sand and cement to be supplied by the contractor. 14. Cement concrete work for miscellaneous items in the ratio 1 : 3 : 6 . Item includes excavation, ramming, curing and plastering with cement & sand mixture (aggregate not exceeding 3.8 cm.) (Aggregate cement & sand to be supplied by the contractor). 15. Installation of Maintenance free Earth Electrode. Providing Earth connections and Earthing of cables as per the manual and RDSO guidelines. Exothermic welding is to be arranged for the same for earth connection 16. Removing Muck, ballast and debris from Railway premises released to cutting of platforms & excavation of trenches by trucks to the nearest municipal site. 17. The contractor shall submit a tentative scheme as to how the tendered work will be executed by him in the time frame. 18. All work shall be compatible with the existing indoor & outdoor signaling system 19. Any other activity defined by Officer In Charge of the work mutually agreed by the contractor.
4.4	<p>WORKS REQUIRED TO BE DONE BY THE CONTRACTOR:</p> <p>The brief scope of works to be undertaken by contractor under this tender has been given in Para 4.3 of SCC. In addition to this contractor has to also carry out following works:</p> <ol style="list-style-type: none"> (i) Supply of material as per schedule of works & other miscellaneous items required for completion of work. (ii) Supply of technical documentation & drawing as per Para 4.6 of SCC. (iii) Execution of work as mentioned in the schedule of work. (iv) Warranty period will be one year from the date of commissioning. Any defect noticed during

	<p>this period will have to be rectified by the contractor promptly at his own cost.</p> <p>(v) The contractor shall do no work that may interfere with train traffic until adequate protection has been arranged as per the instruction of the Engineer in charge.</p> <p>(vi) Prompt repair/replacement /design change in various system/sub system/modules/cards during the warranty period.</p> <p>(vii) To ensure long term availability of system/sub system/ modules/cards of the equipment supplied as per stipulation in tender document and as per life cycle span of the system.</p> <p>(viii) Order/procurement of Materials to be placed only after getting the approval from Railway Competent authority for deciding the make & model of the materials/machines/axle counters, etc to solve the problems of compatibility with existing railway's equipments/systems.</p> <p>(ix) All the items to be supplied and / or installed shall be conforming to the relevant RDSO Specification with latest amendment or unless otherwise stated in this chapter. Generally RDSO specification material should be procured from the RDSO approved firm only.</p> <p>(x) Technical Specification(s) for the relevant supply item(s) are as per the tender schedule/tender document. The Railway system is required to work for 365 X 7 X 24 Hrs & hence all hardware, accessories & software should withstand such a continuous working.</p> <p>(xi) During the execution of work, in case of any dispute, the decision of the Officer in charge shall be final</p> <p>NOTE: Any other work not indicated in "Works to be done by Railways" heading as per statement given above shall be carried out by the Tenderer himself for which no extra payment will be made, so as to achieve the final objective of commissioning of the system as per technical specifications and as per tender requirement.</p>
4.5	<p>WORK TO BE DONE BY THE RAILWAYS: Following works shall be done by Railways</p> <p>(i) Provision of suitable space for installation of equipments.</p> <p>(ii) Statutory Testing of installation/equipments (as per Signal and Telecom manual) shall be done under supervision of Railway officials or by Railway officials themselves, once the contractor offers installation is ready commissioning in all respects. The electric supply for this purpose will be provided by the Railways. However, for any installation activities like drilling, soldering etc., contractor if so desires, to use tools / machines, electric power supply (230V) can be arranged by Railways as per extant procedure.</p> <p>(iii) Supply of cables, IPS, DAC, AFTCs& other materials which are expressively mentioned in tender documents to be supplied by Railways for execution of works will be supplied by Railways.</p> <p>(iv) Provision of communication channel on existing communication network.</p> <p>(v) Testing of installation/equipment shall be done under supervision of railway officials or any representative deputed by engineer in charge. However, for any installation activities like drilling, soldering etc., contractor if so desires, to use tools / machines, electric power supply (230V) can be arranged by Railways as per extant procedure/rules.</p>
4.6	<p>TECHNICAL DOCUMENTS TO BE PROVIDED:</p> <p>A. Six sets of documents for each station containing system details, site installation details / drawings, maintenance manual, operation procedure etc. in bound book and in soft copy as per practice of railways .In this case , cable route plan to be prepared if given in schedule.</p> <p>Note: The original tracings are to be prepared by the contractor on reproduction film and required prints are to be taken. Diagrams including tracings will be handed over to Railways. One set of drawings in soft copy on Auto Cad format may be given in a CD. All drawings will be approved by Railway, wiring diagram, and other standard diagrams as per WR practice as prevalent in the Railway where work is to be executed and other connected indoor/outdoor</p>

	<p>work details shall be prepared by contractor and submitted to Railways for approval. After execution of the work, Six (6) sets of all such plans/Drawings shall be prepared by the Contractor and given duly bound along with CDs with required supporting software as per Para above. The diagrams in soft copy should be in required format as per Western Railway drawing office practice.</p> <p>All the drawings shall be supplied in a good quality folder for each station. During installation, a folder containing all the drawings, testing procedures, commissioning procedures shall be kept at the stations.</p> <p>Following Installation Documents to be Submitted Before and During Installation:</p> <ol style="list-style-type: none"> 1. SIP 2. TOC 3. Logic Circuit 4. Interface Circuit <p>Following Outdoor Installation Documents to be Submitted Before and During Installation:</p> <ol style="list-style-type: none"> 1. Cable Route Plan 2. Cable Chart 3. Cable Core Chart 4. Junction Box Details. 5. Location Box details. 6. CT Rack Details 7. DP Plan Etc. <p>Following test reports made available after testing of the Signalling Installation before commissioning of the system :</p> <p>For Outdoor :</p> <ol style="list-style-type: none"> 1. Cable Test Reports of Main Cable/ tail cable. 2. Earth Test Record.Etc. <p>Other Documents:</p> <ol style="list-style-type: none"> 1. SWR & SWRD Etc.
4.7	<p>COMPLETION PERIOD:</p> <p>The entire work shall be completed within completion period as mentioned in NIT header/Notice on the progressive basis from the date of issue of Letter of Acceptance</p> <p>The tenderer shall submit along with his tender document a tentative scheme as to how the tendered work will be executed by him in the time frame.</p> <p>Time for the execution of the work is the essence of the contract. With a view to complete the work within the completion period of entire sections/stations, the contractor is required to observe the timely supply of indoor & outdoor materials and submit a detailed schedule (along with PERT/Bar chart etc) within a month from date of issue of LoA. This has to be approved by Dy.CSTE/C/BRC- in charge of work. The progress shall be monitored periodically by Engineer In-charge and Consignee. The materials shall be supplied in a phased manner as work progresses. The contractor is required to ensure that work progresses as per submitted time schedule at entire sections/stations at a time.</p> <p>The contractor should depute skilled technicians, supervisors and engineers as per provisions of this tender document.</p>

4.8	<p>CONSIGNEE:</p> <p>(a) The consignee for the signalling work will be Senior Section Engineer (Signal)/ Const. / BRCY Or as per decided by competent authority.</p>
4.9	<p>TRAINING:</p> <p>The contractor shall arrange training programme for Railway Engineer/Supervisor in different aspects of the various systems, equipments, its functioning, field installation, testing, commissioning, maintenance and repairs etc. at Manufacturer's/ RDSO approved manufacturer's premises and at Field/Divisional/ Zonal Head Quarter, where required.</p> <p>(a) The training should be comprehensive for transfer of complete know- how, so as to impart full knowledge and confidence to independently and successfully execute the installation, testing, commissioning, maintenance and repairs of the complete system and equipments.</p> <p>(b) Training should be comprehensive in all aspects of software and hardware, its architecture, equipment design, functioning, field installation, testing, commissioning, operation maintenance and repair covering both hardware and software.</p> <p>(c) The venue of the training shall be finalized in consultation with the Engineer-In charge.</p> <p>(d) Expenses on travel and other incidental expenditure on training of Railway personnel, deputed for training will be borne by the Railways.</p> <p>(e) To impart training, the contractor shall make arrangements for appropriate venues of training (in case it is not Railway premises). He has to also arrange Projector, Slides, Equipments /instruments, training materials /documents at his own cost.</p> <p>(f) The detailed training programme indicating the topics to be covered, practical / demonstrations to be conducted during training shall be approved by the Engineer-In charge prior to commencement of training.</p> <p>(g) The Engineer In-charge will take adequate measures to ensure that Railway Officials are trained properly. To judge the same, he may conduct necessary training feedback from trainees for adequacy of training.</p> <p>(h) In addition, contractors shall impart onsite training to Railway staff associated with work for installation and maintenance of the system.</p> <p>(i) A set of documents related to training in adequate quantity shall be provided.</p>
4.10	<p>SPARES :</p> <p>The Tenderer shall include in his tender the details of essential spares, their quantity as per schedule of requirements. Details are to be given to confirm the quantity of spares for each station as per requirement of this clause. The tenderer shall give a detailed list of processor, cards/modules, interface relay, plug in units, connectors, fuses etc of each type.</p>
4.11	<p>LONG TERM AVAILABILITY OF SPARES AND SYSTEM SUPPORT:</p> <p>(a) The Contractor / manufacturer shall ensure the availability of all components/ sub-systems, if required by the Railways from time-to-time on mutually agreed terms and conditions after warranty is over.</p> <p>(b) The manufacturer shall guarantee that spare parts for the system shall be available for a minimum of ten years after expiry of the warranty period and thereafter at least two years notice shall be given to the Railways before any equipment or components are discontinued or phased out from the manufacturing plans. This will enable the Railways to assess the lifetime requirement of spares needed and order in sufficient quantity prior to stoppage of the manufacture.</p> <p>(c) The successful tenderer shall further guarantee that if OEM goes out of production, he shall</p>

	<p>supply the specifications of materials at no cost to the Railways, if and when required in connection with the equipment to enable the Railways to fabricate or procure from other sources.</p> <p>(d) The contractor shall undertake to supply on payment of all maintenance spares and tools required for the equipment during lifetime. He shall also undertake to supply additional equipment required for replacement or expansion of the network; that may become necessary due to additional traffic requirements. The price variation formula adopted in pricing such maintenance spares and additional supply that may be ordered in future shall be provided by mutual discussion.</p>
4.12	<p>ROYALTIES AND PATENTS RIGHTS:</p> <p>i. The Contractor is forbidden to use any patents or registered drawings, processes or patterns in fulfilling his contract without the previous consent in writing of the owner of such patents, drawings, patterns or trademarks, except where these are specified by the purchaser himself. Royalties where payable for the use of such patented processes, registered drawings or patterns shall be borne exclusively by the Contractor. The Contractor shall advise the purchaser of any proprietary rights that may exist on such processes, drawings or patterns which he may use of his own accord.</p> <p>ii. The contractor shall defray the cost of all Royalties fees and other payment in respect of patents, patent rights and licenses which may be payable to patentee, licensor or other person or corporation and shall obtain all necessary licenses. In case of any breach (whether willfully or inadvertently) by the contractor on this provision, the contractor shall indemnify the Railway and their officers, servant and representative against all claims, proceeding, damages, cost charges, expenses, loss and liability which they or any of them may sustain, incur or be put to, by reason or in consequence, directly or indirectly of any such breach and against payment of any royalties, damages or other moneys, which the Railway may have to make, to any person or holder entitled to patent rights in respect of the users of any machine, instruments, process, article, matter or thing, constructed, manufacturing supplied or delivered by the contractor or to his order under this contract. The tenderer is deemed to have accepted this clause, in regard to indemnifying the railway as stated above, when his tender has been submitted to the Railway.</p> <p>iii. In the case of patents taken out by the Contractor of the drawings or patterns registered by him, or of those patents, drawings or patterns for which he holds a license, the signing of the contract automatically gives the Purchaser the right to repair by himself the purchased articles covered by the patent or any person or body chosen by him and to obtain from any sources he desires the component parts required by him for carrying out the repair work. In the event of infringement of any patent rights due to above action of the purchaser, he shall be entitled to claim damages from the contractor on the grounds of any loss of any nature which he may suffer.</p>
4.13	<p>FOREIGN EXCHANGE AND IMPORT LICENSE:</p> <p>Any foreign exchange or Import License, if required, for supply of goods and service under the contract will have to be arranged by the contractor at his cost. Railways shall make all payment due, under the contract, in Indian Rupees only.</p>
4.14	<p>CHANGE IN ADDRESS</p> <p>Any change in the address of the contractor shall be forthwith intimated in writing to the Railway. The Railway will not be responsible for any loss/ inconvenience suffered by the Contractor on account of his failure to comply with this.</p>
4.15	<p>1) SECURITY DEPOSIT: The Security Deposit shall be 5% of the contract value. The Bid Security submitted by the Contractor with his tender will be retained/encashed by the Railways as part of security for the due and faithful fulfillment of the contract by the Contractor. Provided further that, if Contractor submits the Cash or Term Deposit Receipt(s) issued from a Scheduled commercial bank</p>

	<p>of India or irrevocable Bank Guarantee Bond from a Scheduled commercial bank of India, either towards the Full Security Depositor the Part Security Deposit equal to or more than Bid Security, the Railway shall return the Bid Security, to the Contractor.</p> <p>Balance of Security Deposit may be deposited by the Contractor in cash or Term Deposit Receipt issued from Scheduled commercial bank of India or irrevocable Bank Guarantee bond issued from Scheduled commercial bank of India, or may be recovered at the rate of 6% of the bill amount till the full Security Deposit is recovered. Provided also that in case of defaulting Contractor, the Railway may retain any amount due for payment to the Contractor on the pending "on account bills" so that the amounts so retained (including amount guaranteed through Performance Guarantee) may not exceed 10% of the total value of the contract.</p> <p>The Irrevocable Bank Guarantee submitted towards Security deposit shall be initially valid up to the stipulated date of Maintenance period plus 60 days and shall be extended from time to time, depending upon extension of contract granted in terms of Clause 17A and 17B of the Standard General Conditions of Contract.</p> <p>NOTE: Security Deposit deposited in cash by the Contractor or recovered from the running bills of a Contractor or submitted by contractor as Term Deposit Receipt(s) can be refunded/returned to the contractor, in lieu of irrevocable Bank Guarantee bond issued from scheduled commercial bank of India, to be submitted by him, for an amount equal to or more than the already available Security Deposit, provided however that, in a contract of value less than Rs. 50 Crore, such refund/ return of the already available Security Deposit is permitted up to two times and in a contract of value equal to or more than Rs. 50 Crore, such refund / return of the already available Security Deposit is permitted up to three times.</p> <p>2i) REFUND OF SECURITY DEPOSIT: Security Deposit mentioned in sub clause (1) above shall be returned to the Contractor along with or after, the following::</p> <p>(a) Final Payment of the Contract as per clause 51.(1) of GCC and</p> <p>(b) Execution/signature of Final Supplementary Agreement or Certification by Engineer that Railway has No Claim on Contractor and</p> <p>(c) Maintenance Certificate issued, on expiry of the maintenance period as per clause 50.(1) of GCC, in case applicable.</p> <p>2ii) FORFEITURE OF SECURITY DEPOSIT: Whenever the contract is rescinded as a whole under clause 62 (1) of GCC, the Security Deposit already with railways under the contract shall be forfeited. However, in case the contract is rescinded in part or parts under clause 62 (1) of GCC, the Security Deposit shall not be forfeited.</p> <p>3) No interest shall be payable upon the Bid security and Security Deposit or amounts payable to the Contractor under the Contract. but Government Securities deposited in terms of Sub-Clause 16.4 (b) of this clause will be payable with interest accrued thereon.</p>
4.16	<p>PERFORMANCE GUARANTEE:</p> <p>The procedure for obtaining Performance Guarantee is outlined below:</p> <p>(a) The successful bidder shall have to submit a Performance Guarantee (PG) within 21 (Twenty one) days from the date of issue of Letter of Acceptance (LOA). Extension of time for submission of PG beyond 21 (Twenty one) days and upto 60 days from the date of issue of LOA may be given by the Authority who is competent to sign the contract agreement. However, a penal interest of 12% per annum shall be charged for the delay beyond 21(Twenty one) days, i.e. from 22nd day after the date of issue of LOA. Further, if the 60th day happens to be a declared holiday in the concerned office of the Railway, submission of PG can be accepted on the next working day.</p> <p>In all other cases, if the Contractor fails to submit the requisite PG even after 60 days from</p>

the date of issue of LOA, the contract is liable to be terminated. In case the contract is terminated, the railway shall be entitled to forfeit Bid security and other dues payable against that contract. In case a tenderer has not submitted Bid security on the strength of their registration as a Startup recognized by Department of Industrial Policy and Promotion (DIPP) under Ministry of Commerce and Industry, DIPP shall be informed to this effect.

The failed Contractor shall be debarred from participating in re-tender for that work.

- (b) The successful bidder shall submit the Performance Guarantee (PG) in any of the following forms, amounting to 5% of the original contract value and **Additional Performance Gaurantee** as per 4.16 b (b1) in any of the following forms:-

- i) A deposit of Cash;
- ii) Irrevocable Bank Guarantee;
- (iii) Insurance Surety Bond as per Annexure-XVII.

Note

In case of extension of Date of Completion selected bidder needs to submit extended insurance Surety Bond/Fresh Insurance surety Bond/fresh Performance Security, in any form as given above, before expiry of existing Insurance Surety Bond.

- (iv) Government Securities including State Loan Bonds at 5% below the market value;
 - (v) Pay Orders and Demand Drafts tendered by any Scheduled Commercial Bank of India;
 - (vi) Guarantee Bonds executed or Deposits Receipts tendered by any Scheduled Commercial Bank of India;
 - (vii) Deposit in the Post Office Saving Bank;
 - (viii) Deposit in the National Savings Certificates;
 - (ix) Twelve years National Defence Certificates;
 - (x) Ten years Defence Deposits;
 - (xi) National Defence Bonds and
- (xii) Unit Trust Certificates at 5% below market value or at the face value whichever is less. Also, FDR in favour of PFA/FA&CAO(free from any encumbrance) may be accepted.

(b1) If a tender is accepted on the quoted rates of bidder which is below the advertised tender value, an additional performance security shall be submitted by the bidder as below

Bid quoted in % of advertised cost	Additional Performance Guarantee(%)
Below 0-5%	Nil
Below 5%	5%

- (c) The Performance Guarantee shall be submitted by the successful bidder after the Letter of Acceptance (LOA) has been issued, but before signing of the contract agreement. This P.G. shall be initially valid upto the stipulated date of completion plus 60 days beyond that. In case, the time for completion of work gets extended, the Contractor shall get the validity of P.G. extended to cover such extended time for completion of work plus 60 days.
- (d) The value of PG to be submitted by the Contractor is based on original contract value and shall not change due to subsequent variation(s) in the original contract value.
- (e) The Performance Guarantee (PG) shall be released after physical completion of the work based on 'Completion Certificate' issued by the competent authority stating that the Contractor has completed the work in all respects satisfactorily.
- (f) Whenever the contract is rescinded, the Performance Guarantee already submitted for the contract shall be encashed
- (g) The Engineer shall not make a claim under the Performance Guarantee except for amounts to which the President of India is entitled under the contract (notwithstanding and/or without prejudice to any other provisions in the contract agreement) in the event of:

	<ul style="list-style-type: none"> (i) Failure by the Contractor to extend the validity of the Performance Guarantee as described herein above, in which event the Engineer may claim the full amount of the Performance Guarantee. (ii) Failure by the Contractor to pay the President of India any amount due, either as agreed by the Contractor or determined under any of the Clauses/Conditions of the Agreement, within 30 days of the service of notice to this effect by Engineer. (iii) The Contract being determined or rescinded under clause 62 of the GCC <p>Return the value of Performance bank Guarantee: As per railway Boards letter no 2020/CE-I/C7/3E/GCC/Policy Dtd:- 15.05.2020, Railway may return the value of Performance guarantee to the Contractor / Supplier as is proportional to the supplied made / Contract work completed to the total contract value under the circumstances mentioned in MOF's OM no. F18/4/2020-PPD dtd:- 13.05.2020</p>
4.17	<p>FORCE MAJEURE CLAUSE: Force Majeure Clause: If at any time, during the continuance of this contract, the performance in whole or in part by either party of any obligation under this contract shall be prevented or delayed by reason of any war, hostility, acts of public enemy, civil commotion, sabotage, serious loss or damage by fire, explosions, epidemics/pandemics, strikes, lockouts or acts of God (hereinafter, referred to events) provided, notice of the happening of any such event is given by either party to the other within 30 days from the date of occurrence thereof, neither party shall by reason of such event, be entitled to terminate this contract nor shall either party have any claim for damages against the other in respect of such non-performance or delay in performance, and works under the contract shall be resumed as soon as practicable after such event has come to an end or ceased to exist, and the decision of the Engineer as to whether the works have been so resumed or not shall be final and conclusive, PROVIDED FURTHER that if the performance in whole or in part of any obligation under this contract is prevented or delayed by reason of any such event for a period exceeding 120 days, either party may at its option terminate the contract by giving notice to the other party.</p> <p>A) EXTENSION OF TIME IN CONTRACTS: Subject to any requirement in the contract as to completion of any portion or portions of the works before completion of the whole, the Contractor shall fully and finally complete the whole of the works comprised in the contract (with such modifications as may be directed under conditions of this contract) by the date entered in the contract or extended date in terms of the following clauses:</p> <p>EXTENSION DUE TO MODIFICATION: If any modifications have been ordered which in the opinion of the Engineer have materially increased the magnitude of the work, then such extension of the contracted date of completion may be granted as shall appear to the Engineer to be reasonable in the circumstances, provided moreover that the Contractor shall be responsible for requesting such extension of the date as may be considered necessary as soon as the cause thereof shall arise and in any case not less than one month before the expiry of the date fixed for completion of the works.</p> <p>EXTENSION FOR DELAY NOT DUE TO RAILWAY OR CONTRACTOR: If in the opinion of the Engineer, the progress of work has any time been delayed by any act or neglect of Railway's employees or by other Contractor employed by the Railway under Sub-Clause (4) of Clause 20 of these Conditions or in executing the work not forming part of the contract but on which Contractor's performance necessarily depends or by reason of proceeding taken or threatened by or dispute with adjoining or to neighbouring owners or public authority arising otherwise through the Contractor's own default etc. or by the delay authorized by the Engineer pending arbitration or in consequences of the Contractor not having received in due time necessary instructions from the Railway for which he shall have specially applied in writing to the Engineer or his authorized representative then upon happening of any such event causing</p>

delay, the Contractor shall immediately give notice thereof in writing to the Engineer within 15 days of such happening, but shall nevertheless make constantly his best endeavours to bring down or make good the delay and shall do all that may be reasonably required of him to the satisfaction of the Engineer to proceed with the works. The Contractor may also indicate the period for which the work is likely to be delayed and shall be bound to ask for necessary extension of time. The Engineer on receipt of such request from the Contractor shall consider the same and shall grant such extension of time as in his opinion is reasonable having regard to the nature and period of delay and the type and quantum of work affected thereby. No other compensation shall be payable for works carried forward to the extended period of time; the same rates, terms and conditions of contract being applicable as if such extended period of time was originally provided in the original contract itself.

EXTENSION FOR DELAY DUE TO RAILWAYS: In the event of any failure or delay by the Railway to hand over the Contractor possession of the lands necessary for the execution of the works or to give the necessary notice to commence the works or to provide the necessary drawings or instructions or any other delay caused by the Railway due to any other cause whatsoever, then such failure or delay shall in no way affect or vitiate the contract or alter the character thereof or entitle the Contractor to damages or compensation therefor, but in any such case, the Railway may grant such extension or extensions of the completion date as may be considered reasonable.

B) EXTENSION OF TIME FOR DELAY DUE TO CONTRACTOR:

(i) With liquidated Damage (LD): The time for the execution of the work or part of the works specified in the contract documents shall be deemed to be the essence of the contract and the works must be completed not later than the date(s) as specified in the contract. If the Contractor fails to complete the works within the time as specified in the contract for the reasons other than the reasons specified in Clause 17 and 17-A, the Railway may, if satisfied that the works can be completed by the Contractor within reasonable short time thereafter, allow the Contractor for further extension of time (Proforma at Annexure-VII) as the Engineer may decide. On such extension the Railway will be entitled without prejudice to any other right and remedy available on that behalf, to recover from the Contractor as agreed damages and not by way of penalty for each week or part of the week, a sum calculated at the following rates of the contract value of the works.

For the purpose of this Clause, the contract value of the works shall be taken as value of work as per contract agreement including any supplementary work order/contract agreement issued. Provided also, that the total amount of liquidated damages under this condition shall not exceed 5% of the contract value or of the total value of the item or groups of items of work for which a separate distinct completion period is specified in the contract.

S.No.	Duration of extension of time under Clause- para 6.28.2	Rate of Penalty
(i)	Up to Twenty Five percent of original period of completion including period of extension of time granted under Section 17A(i) / 3.28.1	As decided by Engineer, between 0.01% to 0.05% of contract value for each week or part of the week
(ii)	Above Twenty Five percent but upto Fifty percent of original period of completion including period of extension of time granted under Section 17A(i) /3.28.1	0.10 % of contract value for each week or part of the week
(iii)	Above Fifty percent of original period of completion including period of extension of time granted under Section 17A(i) 3.28.1	0.30 % of contract value for each week or part of the week

Provided further, that if the Railway is not satisfied that the works can be completed by the Contractor and in the event of failure on the part of the contractor to complete the work within

	<p>further extension of time allowed as aforesaid, the Railway shall be entitled without prejudice to any other right or remedy available in that behalf, to appropriate the contractor's Security Deposit and rescind the contract under Clause 62 of GCC, whether or not actual damage is caused by such default.</p> <p>NOTE: In a contract, where extension(s) of time have been allowed once under clause 17B, further request(s) for extension of time under clause 17A can also be considered under exceptional circumstances. Such extension(s) of time under clause 17A shall be without any Liquidated damages, but the Liquidated damages already recovered during extension(s) of time granted previously under clause 17B shall not be waived. However, Price variation during such extension(s) shall be dealt as applicable for extension(s) of time under clause 17B.</p> <p>C) BONUS FOR EARLY COMPLETION OF WORK: In open tenders having advertised value more than Rs 50 crore and original period of completion 12 months or more, when there is no reduction in original scope of work by more than 10%, and no extension granted on either railway or Contractor's account, Contractor shall be entitled for a bonus of 1% for each 30 days early completion of work. The period of less than 30 days shall be ignored while working out the bonus. The maximum bonus shall be limited to 5% of original contract value. The completion date shall be reckoned as the date of issuance of completion certificate by engineer.</p> <p>D) PLEA OF CUSTOM The plea of custom prevailing will not on any account be permitted as an excuse for any infringement of any of the conditions of the contract and/ or special conditions</p>
4.18	<p>PARTNERSHIP DEEDS, POWER OF ATTORNEY:</p> <p>a) Railway will not be bound by Power of Attorney granted by the tenderer or by the changes in the composition of the firm made subsequent to the execution of the contract. It may, however, recognize such powers of attorney and changes after obtaining proper legal advice, the cost of which will be chargeable to the contractor. These charges have been fixed at Rs. 100/- payable by the tenderer at the time of submitting the power of attorney for scrutiny and legal advice.</p> <p>b) If the power of attorney is not accepted, otherwise than for legal defect, the charges will be refunded. If the Power of attorney is returned on account of legal defect for correction, separate charges of Rs.50/-(Rupees Fifty only) for scrutiny of corrected power of attorney will be payable by the tenderer while resubmitting power of attorney.</p> <p>c) The same charges will be recoverable for scrutiny of all such documents.</p> <p>d) No power of attorney in favour of any individual person will be acceptable if it is irrevocable except when it is in favour of the bank.</p> <p>e) In cases where the power of attorney/partnership deed has not been executed in Hindi or English, the true and authenticated copies of the translation of the same by advocate, authorized translators of Courts and Licensed petition writers should be supplied by the contractor (s) while tendering for the work.</p>
4.19	<p>EXECUTION OF WORKS: It shall be as per GCC clause. Please refer para 19(1) to 21 of GCC.</p> <p>a) All the work shall be executed in strict conformity to the provisions of the contract document; and with such explanatory detailed drawings, specifications and instructions as may be approved from time to time by the Railways, based on detailed design and engineering carried out by the contractor in line with requirements as per contract document. The contractor shall be responsible for ensuring that the work throughout is executed in the most substantial, proper and workmanlike manner with the quality of material and workmanship in strict accordance with the specifications and as per sound industrial practices and to the entire satisfaction of the Railways.</p>

	<ul style="list-style-type: none"> b) All the materials and workmanship used in this work shall be of extremely good quality and high class in every respect and is expected to give trouble free service. c) The personnel deputed for soldering should have adequate soldering skills and competency certificates issued by ITIs / reputed institutions. d) The Contractor is expected to commence the work Within 15 days of the date of issue of the "Letter of Acceptance", e) Railway reserves the right to modify the activity schedule at any stage during execution if the situation warrants.
4.20	<p>PROGRESS REPORTING:</p> <p>The Contractor shall submit the periodic progress reports at regular intervals regarding the state and progress of work to the Railways. The details and Performa of the report will mutually be agreed after award of the contract. Such reports shall be for daily manpower, equipment and plant development, weekly work progress and monthly progress review reports. All actions as directed by Railways, pursuant to such reports shall be promptly attended to by Contractor.</p>
4.21	<p>INSPECTION OF MATERIAL:</p> <ul style="list-style-type: none"> (i) The Inspecting authority of the equipment / materials to be supplied against this work will be RDSO / RITES. If due to any reason, inspections of contracted items are not undertaken by RDSO / RITES, then inspection will be carried out by Railway representatives to be specifically nominated by respective Engineer-in-Charges. No material shall be dispatched from the manufacturer's premises/assembling unit prior to inspection/ approval by the Railways. (ii) The Railway may also inspect the material again at the Consignee depot. The Railway shall also have the right for stage inspection of material to satisfy itself that the materials are in accordance with the specification and approved drawings/design. (iii) The Contractor shall give sufficient notice of time to RDSO / RITES / Railway's representative when the material is ready for testing / inspection. All facilities as may be necessary shall be provided for carrying out the tests at the place of manufacture. (iv) Whenever materials are inspected by Authorized Representatives of the Railways / Consignee, the Contractor will be required to furnish manufacturers/supplier's Guarantee Certificate (along with test report) and performance guarantee for such items. The contractor has to also furnish proof of purchase / dispatch from the manufacturer. (v) The Railway shall have full power to reject any material that it may consider to be defective or inferior in quality, workmanship, or otherwise not in accordance with the Specification and the Railway's decision shall be final, even though they might have been inspected by RDSO/RITES. The Tenderer shall remove forthwith any such material rejected and replace them promptly at his own cost. (vi) Standard RDSO Drawing referred to in this schedule & technical specification may be collected on payment from RDSO, Lucknow by the tenderer if required. <p>INSPECTION CHARGES:</p> <p>The inspection charges for the inspection service rendered to the S&T contractors executing signaling works shall be borne by the Railway.</p>
4.22	<p>MATERIALS AND WORKMANSHIP:</p> <ul style="list-style-type: none"> (i) The Electrical/Electronic Telecom materials, to be supplied by the Tenderer as per RDSO's Specification / Drawing will have to be procured from RDSO approved firms only. (ii) Materials/ Equipments for which RDSO approved sources exist should be taken from RDSO approved Part-I sources only. The Equipment / Materials from Part-II RDSO approved sources should be taken only if there are no Part-I sources approved for the same. Any relaxation with respect to procurement / inspection shall be with the prior approval of the competent authority. The Railways' decision shall be final and binding on the contractor. (iii) Material should not be procured from any sources banned for business dealing with Railways under any circumstances.

	<p>(iv) All the IRS / RDSO approved items shall be procured from RDSO approved firms to IRS/RDSO specifications and shall be inspected by RDSO. Safety critical items shall be inspected by RDSO only irrespective of value as per letter number. - In case the total value of a particular item(except in above reference letter) is less than Rs. 5 (Five) Lakhs, the same shall be inspected by RITES/Consignee, subject to supplies being from sources approved by RDSO.</p> <p>(v) Material shall be in accordance with specifications and drawings specified or approved by the Railway with latest amendments.</p> <p>(vi) Further items which do not have RDSO specification for which RDSO has not approved any suppliers, inspection shall be carried out by RITES/authorized Railway representatives (In this case material shall be accepted against the firm's guarantee certificate).</p> <p>(vii) Material for which no detailed specification/ drawing is given in tender document should be procured from reputed manufacturer / authorized agents and proof of purchase/dispatch shall be furnished to consignee.</p> <p>(viii) Material should be in properly packed condition and the consignee reserves the right to reject the material even though it was passed by RDSO.</p> <p>(ix) All the materials and workmanship used in this work shall be of extremely good quality and high class in every respect and is expected to give trouble free service.</p> <p>(x) The personnel deputed for soldering should have adequate soldering skills and competency certificates issued by ITIs / reputed institutions.</p> <p>(xi) For inspection of other items including telecom items, latest policy and guidelines shall be followed.</p> <p>(xii) Railway Board's Letter No. 2006/Tele/TC/1 dated - 17/04/2006 and dated – 09/01/2008 stipulates following guidelines for inspection of Telecommunication items:-</p> <p>i. The materials, which are procured from RDSO approved firms with RDSO specification and if the cost of the material is over Rs. 5 lakhs, the inspection shall be carried out by RDSO.</p> <p>ii. All the materials with TEC/BSNL specification and procured from TEC/BSNL approved firms (approved for bulk supply and not as interface approval) shall also be inspected by RDSO provided the cost of the material is more than Rs 5 lakhs.</p> <p>iii. All the materials with TEC/BSNL specification and procured from sources not approved by TEC/BSNL (including firms having only interface approval) shall also be inspected by RDSO provided the cost of the material is over Rs. 5 lakhs. However, in such cases RDSO shall carry out prototype approval before taking up regular inspection.</p> <p>iv. Sophisticated telecom items as an exception can also be taken up for inspection by RDSO as per Railway's specification. The approved acceptance test format shall have to be supplied by Railways duly approved by the concerned CSTE.</p> <p>v. RDSO shall not inspect "Test and Measuring" equipments, Electronic exchanges / intercom, auto telephones and spare parts of all telecom equipment. The same may be inspected by Railway's representative as nominated by zonal railways.</p> <p>vi Guideline for inspection of SDH equipments will be as under:-</p> <p>a) The acceptance testing of such equipments may be done by RDSO for which tender /contract specific approval has been accorded by TEC /BSNL till the generic approval of TEC/BSNL or prototype approval by RDSO is given.</p> <p>b) If TEC/BSNL continues to issue only tender/contract specific approvals and no generic approvals are given to any firm in future, than RDSO may undertake prototype approval as per TEC specification and en list the firms in the RDSO approved list to avoid problem of supply SDH equipments to Railways.</p>
4.23	<p>STORES - RECEIPT & ACCOUNTAL:</p> <p>(i) Exchange of proper requisition and receipt shall be done on a suitable Proforma between the Contractor and the Railway's authorized representative.</p> <p>(ii) The Contractor shall issue a receipt along with the demand slip for material he requires for the work and obtain receipt when any material is returned to stores. These transactions shall be done with the consignee.</p>

	<p>(iii) All stores drawn by the contractor shall be accounted for either as installed as per site measurements recorded or as per surplus stores returned to the respective Consignee (stores).</p>
4.24	<p>LOADING / UNLOADING & TRANSPORTATION OF MATERIAL:</p> <p>The material shall be delivered by the Contractor at the Depot of Consignee. Material supplied by Railways for execution of the work and the material delivered by the Contractor will be transported from the Stores of the nominated Consignee to site by the Contractor with his own labour and transport. This includes loading and unloading of materials at consignee depot and at site by contractor at his own cost.</p> <p>Alternatively, if the site of work is ready and work is in progress, physically, the materials can be brought to the site directly and supplied with prior approval of Engineer in-charge after appropriate accountal by consignee.</p> <p>Materials required to carry out this work if supplied by the Railways will be issued at the nominated Depots. The contractor will have to load, transport these materials to the site of work and unload at his own cost.</p> <p>Empty cable drums and balance materials after completion of work, if any, should be returned back at the nominated Depot of the nominated Senior Section Engineer by contractor at his own cost.</p> <p>The Contractor will have to furnish an Indemnity Bond for the Security of the Railway material issued to him.</p> <p>Indemnity Bond will be released after commissioning of work and when all balance material is returned by the contractor. The security of the material brought to the site of work will remain with the Contractor, till commissioning of the complete structure and same in handed over to Railway's nominated representative of Engineer-in-charge.</p> <p>The cost of transit insurance if required will be borne by the contractor.</p> <p>INDEMNITY BOND:</p> <p>The Contractor will have to furnish an Indemnity Bond for all the value of materials (as per attached Format-2) for the Security of the Railway material issued to him.</p> <p>Indemnity Bond will be released after commissioning of work and when all balance material is returned by contractor; i.e. after signing the final material statement for closing the contract. The security of the material brought to the site of work will remain with the Contractor, till commissioning of the complete structure and same in handed over to Railway's nominated representative of Engineer-in-charge.</p> <p>INTRODUCTION OF NEW SOR ITEMS IN CONTRACT FOR WORKS :</p> <ol style="list-style-type: none"> 1.) The items of work proposed for inclusion should be relevant to the main scope of work. 2.) Revision to contract value shall be proposed by way of variation statement. 3.) The variation shall be governed as per notes Para 4.46 of this chapter-4. <p>INTRODUCTION OF NEW NON-SCHEDULE ITEMS IN CONTRACT FOR WORKS:</p> <ol style="list-style-type: none"> 1.) It should be ensured that the rates sanctioned for such non- schedule items, are comparable to the rates for similar works executed in the area. 2.) Rates should be derived from Last Accepted rates of SOR/NS items of similar conditions and where new items cannot be derived from such SOR/NS items, market rates should be taken. Rates of such NS items accepted without finance concurrence cannot be quoted as Last accepted rate (LAR) for justifying similar rates in future tenders. 3.) The variation shall be governed as per notes of Para 4.46 of this chapter-4. <p>Rates for Extra Item(s) of Works: as per GCC-22 clause 39</p> <ol style="list-style-type: none"> a) Standard Schedule of Rates (SSOR) Items: Any item of work carried out by the Contractor on the instructions of the Engineer which is not included in the accepted Bill(s) of Quantities but

	<p>figures in the Standard Schedule of Rates (SSOR), shall be executed at the rates set forth in the "Standard Schedule of Rates (SSOR)" modified by the tender percentage as accepted in the contract for that chapter of Standard Schedule of Rates (SSOR).</p> <p>b) For item(s) not covered in this sub clause, the rate shall be decided as agreed upon between the Engineer and the Contractor before the execution of such items of work as per sub clause (b).</p> <p>Other Items: For any item of work to be carried out by the Contractor but not included in the accepted Bill(s) of Quantities and also not covered under sub clause (a) above, the Contractor shall be bound to notify the Engineer at least seven days before the necessity arises for the execution of such items of works that the accepted Bill(s) of Quantities does not include rate or rates for such extra work involved. The rates payable for such items shall be decided at the meeting to be held between the Engineer and Contractor, in as short a period as possible after the need for the special item has come to the notice. In case the Contractor fails to attend the meeting after being notified to do so or in the event of no settlement being arrived at, the Railway shall be entitled to execute the extra works by other means and the Contractor shall have no claim for loss or damage that may result from such procedure.</p> <p>The assessment of rates for extra item(s) shall be arrived at based on the prevailing market rates of labour, machinery & materials and by taking guidance from the following documents in order of priority:</p> <ol style="list-style-type: none"> i. Analysis of Rates for "Unified Standard Schedule of Rates of Indian Railways (USSOR)" ii. Analysis of Rates for "Delhi Schedule of Rates issued by CPWD (DSR)" iii. Market Analysis
4.25	<p>SECURITY OF MATERIAL:</p> <p>Once the material is handed over to the contractor, the contractor shall be responsible for the security of material irrespective of the fact that the material is kept in Railway premises. The contractor shall make adequate arrangements at site as deemed necessary for guarding the same from the thefts or damage of any sort. In the event of any loss the contractor shall be responsible to that effect and shall execute an indemnity bond for the materials, which has been supplied by the Railway and will remain in his custody. The cost of stores lost / damaged shall be realized by the Railway out of any payments due to the contractor in this contract or from any other contract executed by Govt. of India.</p> <p>The material issued to the contractor if found defective / unserviceable after transporting at site, the same shall be transported & handed over to the Consignee Depot by the contractor without any extra cost.</p>
4.26	<p>RETURN OF SURPLUS STORES:</p> <p>The Contractor with his own staff shall return the stores found to be surplus to Consignee.</p> <p>The contractor shall account for all material that is issued to him. A register shall be maintained at site, which shall be signed by the Contractor as a token of receipt of material. All the issued material shall either be used in the installation or returned to Consignee.</p>
4.27	<p>RETURN OF RELEASED STORES:</p> <p>Released material shall be handed over to Consignee in systematic manner. Proper care should be taken while releasing & transporting the stores. This clause is specifically applicable only for outdoor works and for indoor only those items are covered which are released before commissioning of indoor work.</p>
4.28	<p>PACKING AND FORWARDING:</p> <p>(i) The contractor shall pack at his own cost the stores sufficiently and properly for transit by</p>

	<p>rail/road, air and/or sea as provided in the contract so as to ensure their being free from loss or damage on arrival at their destination.</p> <p>(ii) All containers (including packing cases, boxes, tins drums and wrappings) in which the stores are supplied by the contractor shall be considered as non-returnable and their cost as deemed to have been included in the contractor price.</p> <p>(iii) Each packing delivered under the contract shall be marked by the contractor at his own expenses. Such marking shall be distinct (all previous irrelevant marking being carefully obliterated and shall clearly indicate the description and quantity of stores, the name and address of the Contractor with a distinctive number of marks sufficient for the purpose of identification. All marking shall be carried out with such material as may be found satisfactory by the inspecting officer as regard quickness of drying, fastness and indelibility. Materials and Equipment meant for each station shall be separately packed in separate boxes and marked with name of station, consignee and railway.</p>
4.29	<p>FREIGHT AND INSURANCE:</p> <p>The freight and insurance cost for the material to the site of work shall be borne by the contractor.</p>
4.30	<p>CONSIGNEE'S RIGHT OF REJECTION:</p> <p>(i) Notwithstanding any approval which the Inspecting Officer may have given in respect of the stores or any materials or the work or workmanship involved in the performance of the contract (whether with or without any test carried out by the Contractor or the Inspecting Officer) and notwithstanding delivery of the stores where so provided to the interim consignee, it shall be lawful for the consignee, on behalf of the purchaser, to reject the stores or any part, portion of consignment thereof within a reasonable time after actual delivery thereof to him at the place or destination specified in the contract if such stores or part, portion of consignment thereof is not in all respects in conformity with the terms and conditions of the contract whether on account of any loss, deterioration or damage before dispatch or delivery or during transit or otherwise howsoever.</p> <p>(ii) The Railway shall have full right to reject any material that the Railway may consider to be defective or inferior in quality of material, workmanship, and design or otherwise, not in accordance with the specifications and drawings specified by the Railway and the Railway's decision shall be final, even though they might have been inspected by RDSO/RITES. The contractor shall remove forthwith any such material rejected and replace them promptly at his own cost.</p>
4.31	<p>CONSEQUENCES OF REJECTION (Rejected stores).</p> <p>When any store delivery at the consignee's depots is rejected, the contractor shall remove this within 15 days from the date of rejection. Consignee will issue rejection advice to contractor for rejected store. Such rejected stores shall lie at the contractor's risk from the date of rejection. If the Contractor does not remove the stores within this period, the Railway or his nominee shall have the right to dispose of such stores, as thought fit, at the contractor's risk and account.</p> <p>The Railway shall also be entitled to recover from the contractor, handling and ground rent / demurrage and any other charges for the period during which the rejected stores are not removed after the period aforementioned.</p>
4.32	<p>WORK SPECIFICATIONS, DRAWINGS: It shall be as per para 22(1) to 22(5) of GCC.</p> <p>1) Adherence to Specifications and Drawings: The site and the detailed drawings shall be made available to the contractor commensurate with the accepted programme of work submitted under clause 19(3). The whole of the works shall be executed in perfect conformity with the</p>

	<p>specifications and drawings of the contract. If Contractor performs any works in a manner contrary to the specifications or drawings or any of them and without such reference to the Engineer, he shall bear all the costs arising or ensuing therefrom and shall be responsible for all loss to the Railway.</p> <p>(2) Drawings and Specifications of the Works: The Contractor shall keep one copy of Drawings and Specifications at the site, in good order, and such contract documents as may be necessary, available to the Engineer or the Engineer's Representative.</p> <p>(3) Ownership of Drawings and Specifications: All Drawings and Specifications and copies thereof furnished by the Railway to the Contractor are deemed to be the property of the Railway. They shall not be used on other works and with the exception of the signed contract set, shall be returned by the Contractor to the Railway on completion of the work or termination of the Contract.</p> <p>(4) Compliance with Contractor's Request for Details: The Engineer shall furnish with reasonable promptness, after receipt by him of the Contractor's request, additional instructions by means of drawings or otherwise, necessary for the proper execution of the works or any part thereof. All such drawings and instructions shall be consistent with the Contract Documents and reasonably inferable therefrom.</p> <p>(5) Meaning and Intent of Specification and Drawings: If any ambiguity arises as to the meaning and intent of any portion of the Specifications and Drawings or as to execution or quality of any work or material, or as to the measurements of the works the decision of the Engineer thereon shall be final subject to the appeal (within 7 days of such decision being intimated to the Contractor) to the Chief Engineer who shall have the power to correct any errors, omissions, or discrepancies in aforementioned items and whose decision in the matter in dispute or doubt shall be final and conclusive.</p> <p>The contractor shall be solely responsible for ensuring that the requirements of safety are incorporated in all designs /drawings / works and the drawings furnished by him, although these may have been approved by the Railway. Specifications, drawings, requisites and requirements referred to in the body of this specification form an essential part thereof. The sources of the drawings & specifications referred to in this Tender, can be obtained from Engineer-in-charge.</p> <p>Installation shall comply with the requirements to the following manuals/ books and Western Railway practices in vogue-</p> <p>Indian Railways Signal Engineering Manual (latest edition). Telecom Manual Indian Railways Engineering code Indian Railways P-Way manual. Indian Railways Works Manual Indian Railways AC traction Manual General & Subsidiary Rules with latest correction slip. Schedule of dimensions.</p> <p>These books are available in the office of Dy.Chief Signal & Telecom Engineer, Construction, PratapNagar Vadodara. Also SIPs and drawings may be seen by the contractor in the above office.</p>
4.33	<p>SUPERVISION & LABOUR:</p> <p>(i) Tenderer shall keep sufficient and competent staff as per G.C.C. Clause no.26 at the work site. The work shall be carried out as per Railway's extant practice.</p> <p>(ii) During the execution of the works, the contractor or his representative shall not leave the site where the works are being carried out. At the site of work, the contractor shall always make</p>

available one representative who shall be approved by the Railway Administration and who shall be invested with adequate powers by the Contractor so that orders or instruction given to the said representative by the Railway Administration in writing could be considered as duly given or conveyed to the Contractor himself. Representatives of the Railway will check up the work from time to time. Supervision and Erection of indoor work will be done by the contractors with their own labour, till completion and testing of the work.

(iii) The field Supervisor shall receive instructions from the Engineer-in-charge of the work or his representative at site and comply with the instructions. The Contractor shall be responsible for the compliance of such instructions.

(iv) If the supervisor acting on behalf of the Contractor disregards the instructions of the Railway's supervisor / representative and does not execute the work to the satisfaction of this Railway supervisor, the Railway's Engineer, in consultation with superior will have the authority to order stoppage of work and/or ask for the replacement of the supervisor, which it shall be binding on the contractor.

(v) The contractor shall make his own arrangement for accommodation, for his staff during installation, testing & commissioning. Water for drinking purposes if available at the station location will be given. However, Railways take no guarantee for this facility.

(vi) **COMPLIANCE OF LABOUR LAWS:**

- Contractor is to abide by the provisions of various labour laws in terms of clause 54, 55 of the Standard General Conditions of Contract.
- Contractor shall abide by the Rules and Regulations of the Contract Labour (Regulation & Abolition) Act 1970 with Contract Labour (Regulation & Abolition) Central Rules 1975 as amended from time –to-time up-to-date. The contractor should obtain a proper valid license for the concerned work from the concerned Assistant Labour Commissioner or Licensing Officer of the area and the photo copy of the labour license may be submitted to the Railway for records. Failure to do so will attract legal action against the tenderer.
- All the provisions of relevant labour laws shall be strictly observed by the contractor. Non-observance of any such provisions or denial of rights and benefits to which they are normally entitled shall be viewed seriously and action shall be taken against the defaulting contractor. Contractor shall not undertake or execute any work through contract labour except undertake and in accordance with the license issued under the said Act in that behalf by authorized licensing officer.
- After approval of LoA by Engineer, contractor shall fill the salient details of contract laborers engaged in the contract and ensure updating of each wage payment to them on shramikkalyan portal on monthly basis.

Labour employment & their medical fitness: Please refer GCC para 60(1) to 60(4)

Provisions of Employees Provident Fund and Miscellaneous Provisions Act, 1952 (as per GCC-22 clause 55-B):The Contractor shall comply with the provisions of Para 30 & 36-B of the Employees Provident Fund Scheme, 1952; Para 3 & 4 of Employees' Pension Scheme, 1995; and Para 7 & 8 of Employees Deposit Linked Insurance Scheme, 1976; as modified from time to time through enactment of "Employees Provident Fund & Miscellaneous Provisions Act, 1952", wherever applicable and shall also indemnify the Railway from and against any claims under the aforesaid Act and the Rules.

{Authority : Railway Board's letter no. 2012/CE-I/CT/O/22, Dated 14.12.2012}

SPECIAL CONDITIONS OF CONTRACT FOR MANDATORY UPDATION OF LABOUR DATA ON RAILWAY'S SHRAMIKKALYAN PORTAL BY CONTRACTOR.

(As per Railway Board Letter No. 2018/CE-I/CT/4 dated 17.10.2018)

(i) Contractor is to abide by the provisions of Payment of Wages act & Minimum Wages act in

	<p>terms of clause 54 and 55 of Indian Railways General Condition of Contract. In order to ensure the same, an application has been developed and hosted on website 'www.shramikkalyan.indianrailways.gov.in'. Contractor shall register his firm/company etc. and upload requisite details of labour and their payment in this portal. These details shall be available in the public domain. The Registration/ updation of Portal shall be done as under: (as per GCC-22 clause 55-C)</p> <p>(vii) Contractor shall apply for onetime registration of his company/firm etc. in the Shramikkalyan portal with requisite details subsequent to issue of Letter of Acceptance. The engineer shall approve the contractor's registration in the portal within 7 days of receipt of such request.</p> <p>(viii) Contractor once approved by any Engineer, can create a password with login ID (PAN No.) for subsequent use of the portal for all LoAs issued in his favour.</p> <p>(ix) The contractor once registered on the portal, shall provide details of his Letter of Acceptances (LoA) / Contract Agreements on shramikkalyan portal within 15 days of issue of any LoA for approval of the concerned engineer. The engineer shall update (if required) and approve the details of LoA filled by contractor within 7 days of receipt of such request.</p> <p>(x) After approval of LoA by Engineer, contractor shall fill the salient details of contract laborers engaged in the contract and ensure updating of each wage payment to them on shramikkalyan portal on monthly basis.</p> <p>(xi) It shall be mandatory upon the contractor to ensure correct and prompt uploading of all salient details of engaged contractual labour & payments made thereof after each wage period.</p> <p>(ii) While processing payment of any 'On Account bill' or 'Final bill' or release of 'Advances' or 'Performance Guarantee / Security deposit', contractor shall submit a certificate to the Engineer or Engineer's representatives that "I have uploaded the correct details of contract labours engaged in connection with this contract and payments made to them during the wage period in Railway's Shramikkalyan portal at 'www.shramikkalyan.indianrailways.gov.in' till Month, Year."</p> <p>POLICE VERIFICATION OF CONTRACTUAL LABOURERS: Police Verification of Contractual Labourers deployed for execution of this work is compulsory and it will be the responsibility of the contractor to get this verification done.</p>
4.34	<p>Provisions of "The Building and Other Construction Workers (Regulation of Employment and Conditions of Service) Act, 1996" and "The Building and Other Construction Workers' Welfare Cess Act, 1996":</p> <p>The tenderers, for carrying out any construction work, shall get themselves registered with the Registering Officer under Section-7 of the Building and Other Construction Workers Act, 1996 and rules made thereto by the concerned State Govt., and submit certificate of Registration issued from the Registering Officer of the concerned State Govt. (Labour Dept.).</p> <p>The Cess shall be deducted from contractor's bills as per provisions of the Act.</p>
4.35	<p>SAFETY OF WORK , TRAINS & PERSONNEL:</p> <p>(i) The contractor should abide by all the Railway regulations and also ensure that the same are followed by his representatives, agents, servants or workmen. He is therefore bound under these clauses to give notice to them about the provision of this clause and the consequent liability of the contractor under the agreement. The contractor shall conform to all the Railway Rules relating to safety of personnel and operation of signals and points. In the A.C. electrified areas the special precautions as laid down in R.E. Manual shall be followed.</p> <p>(ii) No petroleum spirit within the meaning of the Indian Petroleum Act shall be stored at site or adjacent land until the approval of the Railway and necessary license under the Act has been obtained by the contractor. The tenderer shall also ensure that approval of the Engineer has been obtained for storing any other inflammable material well in advance.</p>

	<p>(iii) The contractor's employees and workers shall not for any reason operate any appliances or installations of the Railway concerning the safety of train movements, but they should whenever necessary notify the qualified Railway staff who will then take necessary steps. The contractor shall also be responsible for any damage that may cause due to the carelessness of his workmen and will bear the consequences in this regard.</p> <p>(iv) The work must be carried out most carefully in such a way that they do not hinder the Railway operation except as agreed to by the Railway. The Contractor shall do no work that may interfere with traffic until protection has been provided by the Railway and under supervision of Railway's representative. When the work is required to be carried out on the track itself or as close to the track as may pose a hazard to rail traffic, the work shall be carried out under the supervision of an authorized Railway representative Junior Engineer/Senior Engineer/ Senior Section Engineer (JE/SSE).</p> <p>Whenever track side work are undertaken by the contractors, areas for unloading of bulk materials should be clearly demarcated and barricades provided if necessary with the consent of the (JE/SSE) Signal/Telecom, in-charge of the work. Suitable steps shall also be taken to prevent transport vehicles and such other machinery gaining access so near the track as to threaten the safety of running trains. That, whenever it becomes inescapable to allow transport vehicles or mobile machinery to operate in close proximity to the running lines the maximum moving dimensions for the said lines shall be adequately protected by fencing or such other suitable measures. No vehicle will normally be permitted to ply adjacent to the running lines. The contractor will be responsible for the safety of hired trucks and men etc. Working at the site. He will also be responsible for any damage caused to the Railway property, staff and passengers travelling on the line on account of his truck/vehicles having been allowed to ply on the bank.</p> <p>(v) The contractor shall take all precautionary measures in order to ensure protection of his own personnel moving about or working on the Railway premises and shall have to conform to the Rules and Regulations of the Railway.</p> <p>(vi) Suitable ladders for climbing the post and slings for supporting men on the post shall be used. Ropes as required shall be used for erection of the poles. The size of the rope shall be adequate. The contractor shall take necessary precaution for working near the power lines. If at any time the Railway finds the safety arrangements are inadequate or insufficient, the contractor shall take immediate corrective action as directed by the Railway's representative at site. However, it is not obligatory on the part of the Railway's to give such directions. The issue or non-issue of any direction in the matter by the Railway shall in no way absolve the contractor of his sole responsibility to adopt safe working methods. The stone-breakers, if employed shall be provided with protective goggles and protective clothing and seated at sufficiently safe intervals. Necessary personal safety equipment as considered adequate by the Engineer-in –Charge should be kept available by the contractor for the use of the persons employed on the site and maintained in condition suitable for immediate use and the contractor should take adequate steps, to ensure proper use of equipment by these concerned. When not in use,electrical apparatus shall be switched off. No paint containing lead or lead products shall be used except in the form of paste or ready mixed paints. Suitable face masks should be supplied by the contractor for use by the workers when paint is applied in the form of spray.</p> <p>(vii) Within the station premises and especially on passenger platforms, the contractor shall ensure sufficient free space for movement of passenger traffic. He must cover and protect the excavations carried out in such areas with a view to avoid any accidents.</p> <p>(viii) In case of an accident of any nature, the contractor will indemnify the Railway for any losses caused by him as a result of the accident.</p> <p>(ix) The contractor will not be entitled to any compensation for any damage or loss sustained by him during execution of the work, for any idle labour our transport or any loss or deterioration of the material or tools.</p>
--	---

	<p>(x) During testing and commissioning signal aspects shall be displayed or changed and slot given to adjoining cabin/ground frame only as authorized by Railway. During testing and commissioning, point setting shall be changed only as authorized by the Railway. The contractor shall do no work that may interfere with traffic until protections has been provided by the Railway and under the supervision of Railway's representative. While testing and commissioning of the Panel, the contractor shall not work without authorization from the Railways' Engineer in-charge of the work.</p> <p>(xi) The contractor shall also be responsible for any damage that he may cause due to the carelessness of his workmen and will bear the consequences in this regard.</p> <p>(xii) If contractor/agent/labour/staff meets with any injury or loss or death due to any reason during the course their work mentioned in the contract, the Railway will not be liable for the same.</p> <p>(xiii) <u>SAFETY OF PUBLIC:</u> The Contractor shall be responsible to take all precautions to ensure the safety of the public whether on public or railway property and shall post such look out men as may, in the opinion of the Engineer, be required to comply with regulations appertaining to the work. Contractor shall ensure placement of barricading / partitions at the place of work to ensure safety of habitants of adjacent area, failing which Engineer may advise stoppage of work as per his discretion.</p> <p>(xiv) <u>DISPLAY BOARD:</u> The Contractor shall be responsible for displaying the details of works i.e. name of work, approximate cost, expected date of completion, name and address of the Contractor and address of Engineer on a proper steel Board of size not less than 1m x 1m.</p>
4.36	<p>PLYING OF ROAD VEHICLES IN RAILWAY LAND ADJOINING TO RUNNING LINES</p> <p>The Contractor shall not allow any road vehicle belonging to him or his suppliers etc. to ply in railway land next to the running line. If for execution of certain works viz. earthwork for parallel railway line and supply of ballast for new or existing rail line, gauge conversion etc., road vehicles are necessary to be used in railway land next to the railway line, the contractor shall apply to the site-in-charge for permission giving the type and no. of individual vehicles, names and license particulars of the drivers, location, duration and timings for such work/movement. The site-in-charge or his authorized representative will personally counsel, examine and certify, the road vehicle drivers, Contractor's flagmen and supervisor to be deployed on the work, location, period and timing of the work. This permission will be subject to the following obligatory conditions:</p> <p>i) The road vehicles will ply only between sunrise and sunset.</p> <p>ii) Nominated vehicles and drivers will be utilized for work in the presence of at least one flagman and one supervisor certified for such work.</p> <p>iii) The vehicles shall ply 6m clear of track. Any movement/work at less than 6m and up to minimum 3.5m clear of track centre shall be done only in the presence of Railway employee authorized by the Engineer-in-charge. No part of the road vehicle will be allowed at less than 3.5m from the track centre. The cost of such Railway employees shall be borne by the Railway.</p> <p>iv) The Contractor shall remain fully responsible for ensuring safety and in case of any accident, shall bear, cost of all damages to his equipment and men and also damages to railway and its passengers.</p> <p>v) The vehicles and equipment of contractors can be drafted by Railway administration in case of accidents / natural calamities involving human lives.</p> <p>Engineer-in-charge may impose any other condition necessary for a particular work or site.</p>
4.37	<p>EMERGENCY WORKS:</p> <p>In the event of any accident or failure occurring in or about the work or arising out of or in connection with the construction, completion or maintenance of the works which in the opinion of the Engineer requires immediate attention, the Railway may bring its own workmen or other agency to execute or partly execute the necessary work or carry out repairs if the Engineer considers that the contractor/s is/are not in a position to do so in time and charge the cost thereof to the contractor, as</p>

	to be determined by the Dy.Chief Signal & Telecommunication Engineer .
4.38	<p>NIGHT WORKS:</p> <p>The Contractor shall carry out any work between sun-set and sun-rise with the prior permission of the Engineer/Consignee. The contractor at his own cost shall make all adequate lighting arrangements and shall take precautions to avoid any mishap during night. As the work is to be done in the Suburban section, most of the work will be carried out during night hours in block/disconnection period.</p>
4.39	<p>MAINS POWER SUPPLY:</p> <p>Testing of installation / equipment shall be done under supervision of Railway officials or by Railway officials themselves, from the electric supply to be provided by the Railways. However, for any installation activity, like drilling, soldering etc., contractor, if so desires, to use tools / machines for prolonged duration, electric power supply (230V), if available, can be arranged by the Railways on usual payment, as per extant procedure.</p> <p>Non-availability of Mains Power will not be a reason for the slow progress of work. If Electric Supply is not available, the contractor shall make his own arrangement for Gen set / electric power.</p>
4.40	<p>OBLIGATION TO CARRY OUT ENGINEER'S INSTRUCTIONS:</p> <p>The contractor shall also satisfy the Engineer that adequate provision has been made:- To carry out his instructions fully and with promptitude.</p> <p>To ensure that parts required to be inspected before use are not used before inspections; and</p> <p>To prevent rejected parts being used in error. Where parts rejected by the inspector have been rectified or altered, such parts shall be segregated for separate inspection and approval before being used in the work.</p>
4.41	<p>INSPECTION OF WORKS:</p> <p>(i) The Engineer or his representative may inspect and test the various portions of the work and shall have full power to reject all or any portion of the work that he may consider to be defective or inferior in quality of materials and workmanship of design in comparison to what is called for in the specification. In the event of rejection of any work already executed and not in accordance with specification as in this tender and/or as determined by the Engineer or which the Contractor has been apprised, the Contractor shall carry out alterations/replacements to such works to the satisfaction of the Engineer for which no additional expenses will be borne by the Railway.</p> <p>(ii) The responsibility of providing facilities for inspection lies with the contractor. He shall be responsible for providing required facilities i.e. tools, equipments for inspection at the place of work, for which no additional payments shall be made. The contractor will also provide facilities for carrying Railways supervisors to the site of work and back when convenient train is not available. For the purpose of inspection, the contractor shall make a written request for inspection of sites to be done the next day.</p> <p>(iii) The completed installation at all stages shall be subjected to checks and tests as decided by Railways and the contractor shall be liable to remedy such defects as discovered during these checks and tests and make good all deficiencies brought out. However, complete installation will be taken over finally on completion of the full system. It will be the responsibility of the contractor to rectify any discrepancy noticed within a reasonable period from the date the complete system is taken over. For the purpose of taking over, joint inspection will be carried out by DSTE / ADSTE and Section Engineer/Jr. Engineer (S&T). The contractor should make himself or his representative available at the time of joint inspection. The decision of the Engineer –in Charge</p>

	<p>shall be final in the matter.</p> <p>(iv) The contractor will be called upon to pay all the expenses incurred by the Railway in respect of any work found to be defective or of inferior quality, adulterated or otherwise unacceptable.</p> <p>(v) During the execution of the contract, samples may be taken for the purpose of test and/or analysis under the conditions laid down in specification, such samples to be prepared for testing and forwarded free of all cost to the Railway.</p> <p>(vi) SITE ORDER BOOK/FAILURE & MAINTENANCE REGISTER:</p> <p>An Inspection Register/ Site Order book shall be maintained at the site of work by the contractor, wherein the Engineer in-charge of the work or his executive subordinate shall record instructions regarding the working etc. It is expected that the Contractor or his representative at the site shall note such instructions whenever asked upon to do so and take action accordingly. His non-noting the logbook entries shall not be considered sufficient grounds for non-compliance of the instructions.</p> <p>This register shall have entries on a day-to-day basis regarding the progress of work. Records should also be kept with joint signature of Railways & firms representative for all release material. This should be produced during the inspection & check of the Railway engineer in-charge.</p> <p>Date & time of failure occurrence & its restoration shall be recorded in this register by Railway representative and contractor or his representative respectively, with signature.</p> <p>Date & time of restoration entered by the contractor needs to be verified and counter signed by the Railway representative.</p> <p>(vii) QUALITY AUDIT OF INSTALLATION</p> <p>The Contractor shall arrange for a quality audit of installation by an authorized representative of RDSO approved equipment manufacturer, who will certify that the installation has been done as per OEM's specification, standard practices.</p>
4.42	<p>TEST & MEASURING INSTRUMENTS, SPECIAL TOOLS AND INSTALLATION MATERIAL:</p> <p>(a) All Test and measuring instruments and other arrangements required for all the acceptance tests shall be made available by the contractor free of cost for conducting the tests.</p> <p>(b) Special tools required for installation and maintenance of all the equipments shall be arranged by the contractor in adequate quantities. The contractor shall provide all installation material for complete commissioning of the system.</p>
4.43	<p>MODIFICATIONS:</p> <p>The contractor shall be responsible for and supply any additional equipment without extra cost for any alterations of the works due to any discrepancies, errors or omissions in the drawings or other particulars supplied by him, whether such drawings or particulars have been approved by the Railway or not due to inaccurate information or particulars furnished to the Contractor on behalf of the Railway. If any dimensions/figures upon the drawings or plans differ from those obtained by scaling the drawings or plans shall be taken as correct.</p> <p>Any minor modifications required during the course of work shall be done without extra charges and the Railway's decision as to whether the modifications are minor or not shall be final. Where modifications are not minor and the Railway is satisfied that the modifications are essential, they shall be carried out at extra charges to be approved by the Railway.</p>
4.44	<p>APPROVAL & MEASUREMENT OF WORK:</p> <p>(a) The contractor will obtain written approval of the supervisor / engineer-in-charge after completion of the various sub-items of each work mentioned in the Schedule.</p> <p>(b) The contractor should ensure that measurement has been made for such work, which is not</p>

	<p>possible to measure subsequently and shall remain hidden. For example:</p> <ul style="list-style-type: none"> after trenching is done After RCC trunking/PVC duct/channel is placed in the trench and properly aligned. after the above is laid properly after the earth is filled after brick/slab/capping is laid <p>(c) The contractor shall sign the measurement as a token of acceptance of the measurement entered by the supervisor in-charge of the work (wherever applicable).</p> <p>(d) MEANING AND INTERPRETATION BY RAILWAY TO BE FINAL</p> <p>All measurements, method of measurement, meaning and intent of specifications and interpretation of Special Conditions of Contract, given and made by the Purchaser or by the Purchaser's Engineer shall be final and binding and shall be considered "excepted matter" in terms of conditions laid down in the General Conditions of Contract.</p> <p>(e) RIGHT OF RAILWAYS TO KEEP BACK FROM THE CONTRACT ANY PORTION OF WORK</p> <p>The successful tenderer will however, have no claim or right in the execution of work which in the opinion of the of the Engineer should be carried out departmentally or otherwise and the Railway Reserves the right to keep back from the contract and carry out the work or any portion of work through any other agency, it may think without assigning any reason, any time after the acceptance of the tender. No claim for compensation/loss or whatsoever on this account will be entertained by the Railway.</p>
4.45	<p>CLEARANCE OF SITE:</p> <p>Contractor at his own expenses clean the site, set out all works and provide all necessary labours, pets, string, steel to enable the Railways or any of his representatives to check all setting out and the contractor will correct all errors at his own expenses.</p> <p>At the end of the work in each section the contractor shall as a part of his contractual obligation leave the area completely cleared of rubbish and obstruction of all kinds according to the instructions of the Railway's representatives. Besides, he shall take execution of work to avoid the presence of loose earth and ballast on platforms, in drains, on the track formation and pathways, in the vicinity. If within fortnight of completion of the particular item of site work, the refuge is not cleared, the Railway will arrange to get them removed at the cost of the contractor. However, before the Railway actually gets the site cleared, intimation in writing shall be given to the Contractor.</p> <p>HANDING OVER OF WORKS: as per GCC-22 clause 40</p> <ol style="list-style-type: none"> 1) The Contractor shall be bound to hand over the works executed under the contract to the Railway complete in all respects to the satisfaction of the Engineer. The Engineer shall determine the date on which the work is considered to have been completed, in support of which his certificate shall be regarded as sufficient evidence for all purposes. The Engineer shall determine from time to time, the date on which any particular section of the work shall have been completed, and the Contractor shall be bound to observe any such determination of the Engineer. 2) Clearance of Site on Completion: On completion of the works, the Contractor shall clear away and remove from the site all constructional plant, surplus materials, rubbish and temporary works of every kind and leave the whole of the site and works clean and in a workman like condition to the satisfaction of the Engineer. No final payment in settlement of the accounts for the works shall be paid, held to be due or shall be made to the, Contractor till, in addition to any other condition necessary for final payment, site clearance shall have been affected by him, and such clearance may be made by the Engineer at the expense of the Contractor in the event of his failure to comply with this provision within 7 days after receiving notice to that effect. Should it become necessary for the Engineer to have the site cleared at the expenses of the Contractor, the Railway shall not be held liable for any loss or damage to such of the Contractor's property as may be on the site and due to such removal there from which removal

	<p>may be affected by means of public sales of such materials and property or in such a way as deemed fit and convenient to the Engineer</p> <p>A) OFFLOADING OF PART(S) OF WORK:</p> <p>At the final stage of completion / commissioning of work, in case the contractor fails to complete the final part(s) of the work and the value of such part(s) of the work is limited to 5% of the original contract value, the Engineer may allow/decide for offloading of such part(s) of works, either after the Contractor's request in writing to do so or after serving a 14 (Fourteen) days suo-moto notice (as per annexure provided by Rly), if the Engineer is of the opinion that :-</p> <ul style="list-style-type: none"> i) Such Offloading of works (up to 5% of original contract value) would enable successful completion of contract/work, ii) Termination/ Part termination of the contract at this stage is not be in the interest of the Railway/work,; and iii) The anticipated additional cost for execution of such works through other mode would not be substantial and can be recovered from the pending dues of the contractor; <p>The Contractor shall be informed, in due course, by the Engineer of the mode and cost of execution of such offloaded work through other agency(ies) (as per annexure provided by Rly). The extra expenditure so incurred in execution of the offloaded work, shall be recovered from subsequent Bill(s) or any other dues of the Contractor, but not exceeding the value of Performance Guarantee available in the contract. There shall be no other repercussion of such offloading on execution of the balance contract. The Contractor shall have no claim on account of above mentioned offloading of works.</p>
4.46	<p>MAINTENANCE OF WORKS:</p> <ul style="list-style-type: none"> (a) The contractor shall be responsible at all times during the progress, continuance of the works till commencement of the warranty period as specified in the tender document. (b) He should maintain the system effectively in sound and perfect condition. The contractor shall be responsible and liable to compensate all losses, damages, costs and expenses that may incur by reason or in consequence of the operations of the contractor or his failure in any respect. (c) The contractor has to depute sufficient (Technical and Non-Technical staff) for maintaining the entire system till commencement of the warranty period. (d) During the maintenance period If the contractor fails to rectify the failure of the system, penalty will be applicable as per warranty clause.
4.47	<p>WARRANTY:</p> <ul style="list-style-type: none"> (i) This warranty shall be for 12 months from the date of commissioning of stations/section and brief details of Warranty are given in annexure-A attached. Any defect noticed during this period will have to be rectified by the contractor promptly at his own cost. (ii) During the Warranty period the contractor should make availability of qualified service engineers. No separate charges shall be paid for visits of engineers for attending to faults and repairs or towards the supply of spare parts. (iii) The contractor shall inform names of qualified Service Engineers deputed at the location approved by Railway's Engineer and their contact numbers, so that they can be contacted during failure. The failure is to be attended and rectified within least possible time from the time of reporting of failure. (iv) The contractor shall warrant that everything to be furnished here under shall be free from all defects and faults in material, workmanship and manufacture and shall be the highest grade and consistent with the established and generally accepted standards for materials of the type ordered in full conformity with the contract specifications, drawings, or samples, if any and shall if operable, operate properly. (v) The Contractor shall, if required, replace or repair the goods or such portion thereof as is rejected by the Railway free of cost at the ultimate destination or at the option of the Railway and contractor shall pay to the Railway value thereof at the contract price and such other

	<p>expenditure and damages as may arise by reasons of the breach of the condition herein, specified.</p> <p>(vi) All replacement and repairs that Railway shall call upon the contractor to deliver or perform under this warranty shall be delivered and performed by the contractor promptly and satisfactorily, if the contractor so desires the replaced parts can be taken over by him, or his representative in India for disposal as he deems fit within a period of three months from the date of replacement of goods / parts. At the expiry of this period, no claim whatsoever shall lie on the Railway.</p> <p>If the replacement or renewals are of such a character as may affect the efficiency of the system, the purchaser shall have the right to give the contractor within one month from such replacement or renewal notice in writing that test on completion will be carried out at his cost. Should such tests show that the plant sustains the guarantee in the contract; the cost of the tests shall be borne by the purchaser. Should the guarantees not be sustained, the cost of the tests shall be borne by the contractor.</p> <p>Until the final certificate shall have been issued, the contractor shall have the right to entry with permission of Railways, at his own risk and representatives, whose names shall have previously been communicated, in writing, to the purchaser at all reasonable working hours upon all necessary parts of the works for the purpose of inspecting the working and the records of the plant and taking notes there from and if he desires at his own risk and expense, making any tests, subject to the approval of the purchaser which shall not be unreasonably withheld.</p> <p>(vii) The decision of the Railway Authority in regard to Contractor's liability and the amount, if any payable under this warranty shall be final and conclusive.</p>
4.48	ANNUAL MAINTENANCE CONTRACT PERIOD - Not applicable for this tender
4.49	<p>MODIFICATION TO CONTRACT QUANTITIES [please refer GCC42(1) to 42(3)]</p> <p>In the event of any of the provisions of the contract required to be modified after the contract documents have been signed, the modifications shall be made in writing and signed by the Railway and the Contractor and no work shall proceed under such modifications until this has been done. Any verbal or written arrangement abandoning, modifying, extending, reducing or supplementing the contract or any of the terms thereof shall be deemed conditional and shall not be binding on the Railway unless and until the same is incorporated in a formal instrument and signed by the Railway and the Contractor, and till then the Railway shall have the right to repudiate such arrangements.</p> <p>(1) POWERS OF MODIFICATION TO CONTRACT: The Engineer on behalf of the Railway shall be entitled by order in writing to enlarge or extend, diminish or reduce the works or make any alterations in their design, character position, site, quantities, dimensions or in the method of their execution or in the combination and use of materials for the execution thereof or to order any additional work to be done or any works not to be done and the Contractor will not be entitled, to any compensation for any increase/reduction in the quantities of work but will be paid only for the actual amount of work done and for approved materials supplied against a specific order.</p> <p>(2)(i) Unless otherwise specified in the special conditions of the contract, the accepted variation in quantity of each individual item of the contract would be upto 25% of the quantity originally contracted, except in case of foundation work.</p> <p>(ii) The Contractor shall be bound to carry out the work at the agreed rates and shall not be entitled to any claim or any compensation whatsoever upto the limit of 25% variation in quantity of individual item of works.</p> <p>(iii) In case an increase in quantity of an individual item by more than 25% of the agreement quantity is considered unavoidable, then same shall be executed at following rates</p> <p>(a) Quantities operated in excess of 125% but upto 140% of the agreement quantity of the concerned item, shall be paid at 98% of the rate awarded for that item in that particular tender;</p>

	<p>(b) Quantities operated in excess of 140% but upto 150% of the agreement quantity of the concerned item shall be paid at 96% of the rate awarded for that item in that particular tender;</p> <p>(c) Variation in quantities of individual items beyond 150% will be avoided and would be permitted only in exceptional unavoidable circumstances and shall be paid at 96% of the rate awarded for that item in that particular tender.</p> <p>(d) Variation to quantities of Minor Value Item: The limit for varying quantities for minor value items shall be 100% (as against 25% prescribed for other items). A minor value item for this purpose is defined as an item whose original agreement value is less than 1 % of the total original agreement value. (i) Quantities operated upto and including 100% of the agreement quantity of the concerned minor value item, shall be paid at the rate awarded for that item in that particular tender; (ii) Quantities operated in excess of 100% but upto 200% of the agreement quantity of the concerned minor value item, shall be paid at 98% of the rate awarded for that item in that particular tender; (iii) Variation in quantities of individual minor value items beyond 200% will be avoided and would be permitted only in exceptional unavoidable circumstances and shall be paid at 96% of the rate awarded for that item in that particular tender.</p>
4.50	<p>EXTENSION OF COMPLETION PERIOD: Subject to any requirement in the contract as to completion of any portion or portions of the work before completion of the whole, the contractor shall fully and finally complete the whole of the work comprised, in the contract by the date entered in the contract, provided that if any modifications have occurred which, in the opinion of the Railway's Engineer, have materially increased the magnitude of the work, such extension of the contracted date of completion may be granted as shall appear to the Railway's Engineer to be reasonable in the circumstances provided. Moreover, the contractor shall be responsible for requesting such extension of the date as he may consider necessary as soon as a cause thereof arises and shall in any case not less than one month before the expiry of the original date fixed for completion of the work. The terms and condition of the original contract will remain operative during the extended period.</p> <p>EXTENSION OF TIME ON RAILWAY ACCOUNT: (a) In the event of any failure or delay by the Railway to hand over site / signalling plans to the contractor necessary for the execution of the works or to provide the necessary drawings or instructions or any other delay caused by the Railway due to any other cause whatsoever, then such failure or delay shall in no way affect or vitiate the contract or alter the character or entitle the contractor to damage or compensation thereof but in any such case, the Railway may grant such extension of the completion date as may be considered reasonable. (b) If the progress of the work be delayed at any time in the progress of the work by any act of neglect of the Railway's employee or by any other contractor employed by the Railway or by strike, lockouts, fire, unusual delay in transportation, unavoidable casualties or any cause beyond the contractor's control, or any delay authorized by the Railway Engineer, the time of completion of the work may be extended for such reasonable time as the Railway administration may decide.</p> <p>LIQUIDATED DAMAGES & RAILWAY'S RIGHTS: The time for completion of the work by the date or extended date fixed for completion shall be deemed to be the essence of the contract and if the contractor shall fail to complete the work within the time prescribed, action will be taken as per Clause 17-B of GCC. If the Railway is not satisfied that the work can be completed by the contractor to within the further extension of time allowed as aforesaid, the Railway shall be entitled without prejudice to award any other contract under Clause 62 of General Conditions of the contract whether or not actual damage is caused by such default.</p>

	<p>The Contractor shall indicate the period for which the work is likely to be delayed and shall seek extension of time as may be considered necessary under clause 17A(i) or/and 17A(ii) or/ and 17A(iii) above, as soon as the cause thereof shall arise and, in any case, not less than 15 days before the expiry of the date fixed for completion of the works. The Engineer shall consider the same and shall grant and communicate such extension of time as in his opinion is reasonable having regard to the nature and period of delay and the type and quantum of work affected thereby. No other compensation shall be payable for works carried forward to the extended period of time; the same rates, terms and conditions of contract being applicable, as if such extended period of time was originally provided in the original contract itself.</p> <p>The non-submission of request for extension or submission of request within less than 15 days before the expiry of the date fixed for completion of the works, shall make him ineligible for extension under these sub clauses, subject to final decision of Engineer.</p>
4.51	<p>STORES TO BE SUPPLIED BY CONTRACTOR:</p> <p>(i) All materials mentioned in the schedule of material and works required for the execution of the contract, shall be arranged and supplied by the Contractor as to realize the end objective.</p> <p>(ii) The material mentioned in the schedule shall be supplied in the stores of the Consignee's site as per instruction of Engineer In charge.</p> <p>(iii) The material required for work at site will be issued to the contractor by Consignee. The transportation of material from stores of Consignee's to the site of work will be the responsibility of the contractor.</p> <p>(iv) The contractor will be responsible for the safety of the material at site from the date of issue to the date of commissioning of the system.</p> <p>(v) Consignee will keep record of material on day-to-day basis in summarized form and shall convey monthly position of material (supplied and installed by the contractor) to the engineer in charge of the work.</p>
4.52	<p>TECHNICAL DOCUMENTS TO BE PROVIDED:</p> <p>Detailed technical description and design of the systems offered along with manuals.</p> <p>Detailed Operating Instructions of the systems offered, along with manuals.</p> <p>Details of test accessories, test and measuring instruments required. Test facilities required for the installation, testing & commissioning maintenance of the system along with a write-up of testing and troubleshooting procedures.</p> <p>Location & Connectivity diagram of each station/location, showing all equipment.</p>
4.53	<p>DETERMINATION OF CONTRACT</p> <p>Please refer para 61 to 62(2) of GCC (Upto latest Correction Slips).</p> <p>The Contractor shall execute the work with due diligence and expedition, keeping to the approved time schedule. Should he refuse or neglect to comply with any reasonable order given to him in writing by the Purchaser's Engineers in connection with the work lags persistently behind the time schedule due to his neglect, the Railway shall at liberty to give seven days notice in writing to the Contractor requiring him to make good the neglect or contravention complained of and should the contractor fail to comply with the requisitions made in the notice within seven days from the receipt thereof, it shall be lawful for the purchaser to take action as per clause 62 of GCC and to take the work wholly or in part out of the Contractor's hands without any further reference and get the work or any part thereof, as the case may be, completed by other agencies at the expense of the contractor without prejudice to any other right or remedy of the Purchaser.</p>

RIGHT OF RAILWAY TO DETERMINE THE CONTRACT: The Railway shall be entitled to determine and terminate the contract at any time should, in the Railway's opinion, the cessation of work becomes necessary owing to paucity of funds or from any other cause whatever, in which case the value of approved materials at site and of work done to date by the Contractor will be paid for in full at the rate specified in the contract. Notice in writing from the Railway of such determination and the reasons therefore shall be conclusive evidence thereof.

61.(2) PAYMENT ON DETERMINATION OF CONTRACT: Should the contract be determined under sub clause (1) of this clause and the Contractor claims payment for expenditure incurred by him in the expectation of completing the whole of the work, the Railways shall admit and consider such claims as are deemed reasonable and are supported by vouchers to the satisfaction of the Engineer. The Railway's decision on the necessity and propriety of such expenditure shall be final and conclusive.

61.(3) The Contractor shall have no claim to any payment of compensation or otherwise, however on account of any profit or advantage which he might have derived from the execution of the work in full but which he did not derive in consequence of determination of contract.

DETERMINATION OF CONTRACT OWING TO DEFAULT OF CONTRACTOR:

If the Contractor should:

- (i) Becomes bankrupt or insolvent, or
- (ii) Make an arrangement for assignment in favour of his creditors, or agree to carry out the contract under a Committee of Inspection of his creditors, or
- (iii) Being a Company or Corporation, go into liquidation (other than a voluntary liquidation for the purposes of amalgamation or reconstruction), or
- (iv) Have an execution levied on his goods or property on the works, or
- (v) Assign the contract or any part thereof otherwise than as provided in Clause 7 of these Conditions, or
- (vi) Abandon the contract, or
- (vii) Persistently disregard the instructions of the Engineer, or contravene any provision of the contract, or
- (viii) Fail to adhere to the agreed programme of work by a margin of 10% of the stipulated period, or
- (ix) Fail to Execute the contract documents in terms of Para 8 of the Instructions to Tenderers.
- (x) Fail to submit the documents pertaining to identity of JV and PAN in terms of Para 17.11 of Tender Form (Second Sheet) of Annexure I available in the Instructions to Tenderers.
- (xi) Fail to remove materials from the site or to pull down and replace work after receiving from the Engineer notice to the effect that the said materials or works have been condemned or rejected under Clause 25 and 27 of these Conditions, or
- (xii) Fail to take steps to employ competent or additional staff and labour as required under Clause 26 of these Conditions, or
- (xiii) Fail to afford the Engineer or Engineer's representative proper facilities for inspecting the works or any part thereof as required under Clause 28 of these Conditions, or
- (xiv) Promise, offer or give any bribe, commission, gift or advantage either himself or through his partner, agent or servant to any officer or employee of the Railway or to any person on his or on their behalf in relation to the execution of this or any other contract with this Railway.
- (xv) Fail to adhere to the provisions of Para 16 of Tender Form (Second Sheet) of Annexure I of the Instructions to Tenderers, or provision Clause 59(9) of these Conditions.
- (xvi) Submits copy of fake documents / certificates in support of credentials, submitted by the tenderer

Then and in any of the **said Clause**, the Engineer on behalf of the Railway may serve the Contractor with a notice (Proforma at Annexure-IX) in writing to that effect and if the Contractor does not within

seven days after the delivery to him of such notice proceed to make good his default in so far as the same is capable of being made good and carry on the work or comply with such directions as aforesaid of the entire satisfaction of the Engineer, the Railway shall be entitled after giving 48 hours' notice (Proforma at Annexure-X or XII, as the case may be) in writing under the hand of the Engineer to rescind the contract as a whole or in part or parts (as may be specified in such notice) and after expiry of 48 hours' notice, a final termination notice (Proforma at Annexure-XI or XIII, as the case may be) should be issued.

Note: Engineer at his discretion may resort to the partial termination of contract with notices (Proforma at Annexure- IX, XII and XIII), only in cases where progress of work is more than or equal to 80% of the original scope of work.

62.(2) RIGHT OF RAILWAY AFTER RESCISSION OF CONTRACT OWING TO DEFAULT OF CONTRACTOR: In the event of any or several of the courses, referred to in Sub-Clause (1) of this Clause, being adopted:

(a) The Contractor shall have no claim to compensation for any loss sustained by him by reason of his having purchased or procured any materials or entered into any commitments or made any advances on account of or with a view to the execution of the works or the performance of the contract and Contractor shall not be entitled to recover or be paid any sum for any work thereto for actually performed under the contract unless and until the Engineer shall have certified the performance of such work and the value payable in respect thereof and the Contractor shall only be entitled to be paid the value so certified.

(b) In the contract which has been rescinded as a whole, the Security Deposit already with railways under the contract shall be encashed/ forfeited and the Performance Guarantee already submitted for the contract shall be encashed. The balance work shall be got done independently without risk & cost of the failed Contractor. The failed Contractor shall be debarred from participating in the tender for executing the balance work. If the failed Contractor is a JV or a Partnership firm, then every member/partner of such a firm shall be debarred from participating in the tender for the balance work in his/her individual capacity or as a partner of any other JV /partnership firm.

Further the authorized representative of failed Contractor cannot be accepted as authorized representative in the new contract.

(c) In the contract rescinded in part or parts,

(i) The full Performance Guarantee available for the contract shall be recovered. No additional Performance Guarantee shall be required for balance of work being executed through the part terminated contract. The contract value of the part terminated contract stands reduced to the balance value of work under the contract.

(ii) The Security Deposit of part terminated contract shall be dealt as per clause 16(2) of these Conditions.

(iii) The defaulting Contractor shall not be issued any completion certificate for the contract.

(iv) The balance work shall be done independently without risk & cost of the failed Contractor. The failed Contractor shall be debarred from participating in the tender for executing the balance work. If the failed Contractor is a JV or a Partnership firm, then every member/partner of such a firm shall be debarred from participating in the tender for the balance work in his/her individual capacity or as a partner of any other JV /partnership firm.

(v) Further the authorized representative of failed Contractor will not be accepted as authorized representative in the new contract.

(d) The Engineer or the Engineer's Representative shall be entitled to take possession of any materials, tools, implements, machinery and buildings on the works or on the property on which these are being or ought to have been executed, and to retain and employ the same in the further execution

	<p>of the works or any part thereof until the completion of the works without the Contractor being entitled to any compensation for the use and employment thereof or for wear and tear or destruction thereof.</p> <p>(e) The Engineer shall as soon as may be practicable after removal of the Contractor fix and determine ex-parte or by or after reference to the parties or after such investigation or enquiries as he may consider fit to make or institute and shall certify what amount (if any) had at the time of rescission of the contract been reasonably earned by or would reasonably accrue to the Contractor in respect of the work then actually done by him under the contract and what was the value of any unused, or partially used materials, any constructional plant and any temporary works upon the site. The legitimate amount due to the Contractor after making necessary deductions and certified by the Engineer should be released expeditiously.</p>
4.54	<p>LOSS SUSTAINED DUE TO DEFAULT AND DELAY:</p> <p>In the event of any loss to the Railways on account of execution and/or delay in completion of the work or any part thereof by agencies other than the contractor, the contractor shall be liable to reimburse the loss to Railways without prejudice to the other rights and remedies of the purchaser, and the reimbursement in full or in part as the case may be, shall be met, at the option of the Railways from out of all or any of the following sources viz:</p> <ul style="list-style-type: none"> i) Any amount due and payable to the contractor by the purchaser on any account whatsoever; ii) The Contractor's security deposit in hands of the purchaser as far as available, and any other assets whatsoever of the contractor; <p>In the event of reimbursement from out of sources (i) and/or (ii) above mentioned, the Railway shall have the right of appropriation suo-moto.</p>
4.55	<p>CONTRACTORS LIABILITIES FOR COSTS AND DAMAGES WITHHOLDING AND LIEN IN RESPECT OF SUMS CLAIMED:</p> <ul style="list-style-type: none"> 1) a) Whenever any claim or claims for payment of a sum of money arises out of under the contract against the contractor, the Purchaser shall be entitled to withhold and also have lien to retain such sum or sums in whole or in part from the security, if any, deposited by the contractor and for the purpose aforesaid the purchaser shall be entitled to withhold the said cash security deposit or the security, if any, furnished as the case may be and also have lien over the sum pending finalization or adjudication of any such claim. b) In the event of the security being insufficient to cover the claimed amount or amounts or if no security has been taken from the Contractor, the purchaser shall be entitled to withhold and have lien to retain to the extent of such claim amount or amounts referred to spura, from any sum or sums found payable or which at any time thereafter may become payable to the Contractor under the same contract or any other department of the Central Government pending finalization or adjudication of any such claims. c) It is an agreed term of the contract that the sum of money or moneys so withheld or retained under the lien referred to by the purchaser till the claim arising out of or under the contract is determined by the Arbitrator. (If the contract is governed by the Arbitration clause) or by the competent court as the case may be and that the contractor will have no claim for interest of damages whatsoever on any account in respect of such withholding or retention under the lien referred to spura and duly noted as such to the Contractor. d) For the purpose of this clause, where contractor is a partnership firm or a limited company, the purchaser shall be entitled to withhold and also have a lien to retain towards such claimed amount or amounts in whole or in part from any sum found payable to any partner/limited company, as the case may be, whether in his individual company or otherwise. <p>2) LIEN IN RESPECT OF OTHER CONTRACTS:</p> <ul style="list-style-type: none"> i) Any sum of money due and payable to the Contractor (including the Security Deposit returnable to him) under the contract may be withheld or retained by way of lien by the Railway, against any claim of this or any other Railway or any other Department of the Central Government in respect of payment of a sum of money arising out of or under any other contract made by the Contractor with this or any other Department of the Central Government.

	<p>ii) However, recovery of claims of Railway in regard to terminated contracts may be made from the Final Bills, Security Deposits and Performance Guarantees of other contracts or contracts, executed by the Contractor. The Performance Guarantees submitted by the Contractor against other contracts, if required, may be withheld and encashed. In addition, 10% of each subsequent 'on-account bill' may be withheld, if required, for recovery of Railway's dues against the terminated contract.</p> <p>iii) It is an agreed term of the contract that the sum of money so withheld or retained under this Clause by the Railway will be kept withheld or retained as such by the Railway till the claim arising out of or under any other contract is either mutually settled or determined by arbitration, if the other contract is governed by Arbitration Clause or by the competent court as the case may be and Contractor shall have no claim for interest or damages whatsoever on this account or on any other ground in respect of any sum of money withheld or retained under this Clause and duly notified as such to the Contractor.</p>
4.56	<p>PAYMENT TERMS:</p> <p>Subject to any deduction which the Railway will be authorised to make under the terms of contract that may be applicable while accepting the tender, the contractor shall be entitled for payment as follows:</p> <p>The payment can be released after the compliance of clause pertaining to indemnity bond.</p> <p>A) FOR SUPPLY ITEMS:</p> <ol style="list-style-type: none"> 80% of the accepted cost of the supply items of the Schedule will be paid on receipt of the material / equipment by the Consignee duly inspected by the nominated Inspecting Authority and on receipt of inspection certificate issued by inspecting authority (RDSO/RITES) in case material is inspected by RDSO/RITES. If any item is inspected by a representative of Railways in lieu of RDSO/RITES. The payment will be released after submission of the manufacturer's test report / guarantee/warranty certificate / proof of purchase from the manufacturer as desired by the inspecting official. 10% of the accepted cost of supply (in addition to the 80% mentioned above) shall be paid after installation / erection of that particular material / equipment. The balance 10% of each Supply item will be paid after commissioning of the system / station. 100% of the accepted cost will be paid for spares & for the items, which are not required to be erected by the contractor on receipt of the equipment and no loss certificate by consignee. <p>B) FOR EXECUTION ITEMS:</p> <ol style="list-style-type: none"> 90% on account payment will be made on the basis of measurements recorded. The balance 10% will be paid after commissioning of each system/station. <p>C) For Item including Supply and Execution/Installation</p> <p>70% payment will be made on supply of the materials. Further 20% payment will be made on installation of the materials at site and the balance 10% will be paid after successful commissioning of the complete system.</p> <p>II) The contractor shall be paid the final payment in terms of the clause No. 51 of the General Condition of Contract.</p> <p>III) Implementation of outstation payment in Railway through RTGS / NEFT: Unless otherwise specified payments to the Contractor will be transferred electronically to his bank account. The tenderer(s) should submit their bank details.</p> <p>D) The balance payment may be released against Bank Guarantee of an equal amount on the discretion of the competent authority, if commissioning is held up on Railway's account for a period of more than three months after the installation is tested by the contractor to the full satisfaction of Railways and kept ready for commissioning.</p> <p>However, if rates of existing GST or cess on GST for Works Contract is increased or any new tax /cess on Works Contract is imposed by Statute after the date of opening of tender</p>

	<p>but within the original date of completion/date of completion extended under clause 17 & 17A and the Contractor thereupon properly pays such taxes/cess, the Contractor shall be reimbursed the amount so paid.</p> <p>Further, if rates of existing GST or cess on GST for Works Contract is decreased or any tax/cess on Works Contract is decreased / removed by Statute after the date of opening of tender, the reduction in tax amount shall be recovered from Contractor's bills/Security Deposit or any other dues of Contractor with the Government of India.</p>
4.57	<p>1) NOTE- AS PER RAILWAY BOARD LETTER 2018/CE-I/CT/9 DATED 04.06.2018.</p> <p>There is an option for the contractor to take payment from Railways through a letter of credit (LC) arrangement</p> <p>2) The condition for same are as follows :-</p> <ol style="list-style-type: none"> i. For all the tenders having advertised cost of Rs 10 lakh or above, the contractor shall have the option to take payment from Railways through a letter of credit (LC) arrangement. ii. This option of taking payment through LC arrangement has to be exercised in IREPS (Indian Railway Electronic Procurement System the e-application on which tenders are called by Railways) by the tenderer at the time of bidding itself, and the tenderer shall affirm having read over and agreed to the terms and conditions of the LC option. iii. The option so exercised, shall be an integral part of the bidder's offer. iv. The above option of taking payment through LC arrangement, once exercised by tenderer at the time of bidding, shall be final and no change shall be permitted, thereafter, during execution of contract. v. <i>In case tenderer opts for payment through LC, following shall be the procedure to deal release of payment through LC.</i> <ol style="list-style-type: none"> a) The LC shall be a sight LC b) The contractor shall select his Advising/Negotiating bank for LC. The incidental cost towards issue of LC and its operation thereof shall be borne by the contractor. c) SBI, New Delhi, Main Branch will be the nodal branch for issue of LCs based on online requests received from Railway Accounts Units for tenders opened in financial year 2018-19. SBI branches where the respective Railway Accounts Office has its Account (local SBI branch) will be the issuance/reimbursing branch for LC issued under this arrangement. The Bank shall remain the same for this tender till completion of contract. The incidental cost @0.15 % per annum of LC value, towards issue of LC and operation thereof shall be borne by the contractor and shall be recovered from his bills. d) The LC shall be opened initially for a duration of 180 to 365 days in consultation with the contractor. The LC shall be extended time to time as per the progress of the contract, on the request of the contractor. The value of LC to be opened initially as well as extended thereafter shall be finalized by the engineer in consultation with the contractor on the basis of expected progress of work. e) The LC terms and conditions shall inter-alia indemnify and save harmless the Railway from and against all losses, claims and demands of every nature and description brought or recovered against the Railways by reason of any act or omission of the contractor, his agents or employees, in relation to the Letter of Credit (LC). All sums payable borne by Railways on this account shall be considered as reasonable compensation and paid by the contractor. f) The LC terms and conditions shall inter-alia provide that Railways will issue a Document of Authorization (format enclosed as Annexure-2 of above said RB's letter after passing the bill for completed work, to enable the contractor to claim the authorized amount from their bank.

- g) The acceptable, agreed upon document for payments to be released under the LC shall be the Document of Authorization.
- h) The Document of Authorization shall be issued by the Railway Accounts Office against each bill passed by Railway.
- i) On issuance of Document of Authorization, a copy of Document of Authorization shall be posted on IREPS for download by the contractor. A digitally signed copy of Document of Authorization shall also be sent by Railway Accounts Office to Railway's bank (Local SBI Branch).
- j) The contractor shall take print out of the Document of Authorization available on IREPS and present his claim to his bank (advising Bank) for necessary payments as per LC terms and conditions. The claim shall comprise of copy of Document of Authorization, bill of exchange and Bill.
- k) The payment against LC shall be subject to verification from Railways Bank (Local SBI Branch)
- l) The Contractor's bank (advising bank) shall submit the documents to the Railways Bank (Local SBI Branch)
- m) The Railway bank (issuing bank) shall, after verifying the claim so received w.r.t. the digital signed document of Authorization received from Railway Account Office, release the payment to contractor's bank (advising bank) for crediting the same to contractor's account.
- n) Any number of bills can be dealt within one LC provided the sum total of payments to contractor is within the amount for which LC has been opened.
- o) The LC shall be closed after the release of final payment including PVC amount , if any to the contractor.
- p) The release of performance guarantee or security deposit shall be dealt directly by railway with the contractor i.e. not through LC.

execution of contract.

vi. ***IN CASE TENDERER OPTS FOR PAYMENT THROUGH LC, FOLLOWING SHALL BE THE PROCEDURE TO DEAL RELEASE OF PAYMENT THROUGH LC:***

- a) The LC shall be a sight LC
- b) The contractor shall select his Advising/Negotiating bank for LC. The incidental cost towards issue of LC and its operation thereof shall be borne by the contractor.
- c) SBI, New Delhi, Main Branch will be the nodal branch for issue of LCs based on online requests received from Railway Accounts Units for tenders opened in financial year 2018-19. SBI branches where the respective Railway Accounts Office has its Account (local SBI branch) will be the issuance/reimbursing branch for LC issued under this arrangement. The Bank shall remain same for this tender till completion of contract. The incidental cost @0.15 % per annum of LC value, towards issue of LC and operation thereof shall be borne by the contractor and shall be recovered from his bills.
- d) The LC shall be opened initially for duration of 180 to 365 days in consultation with contractor. The LC shall be extended time to time as per the progress of the contract, on the request of the contractor. The value of LC to be opened initially as well as extended thereafter shall be finalized by the engineer in consultation with the contractor on the basis of expected progress of work.
- e) The LC terms and conditions shall inter-alia indemnify and save harmless the Railway from and against all losses, claims and demands of every nature and description brought or recovered against the Railways by reason of any act or omission of the contractor, his agents or employees, in relation to the Letter of Credit (LC). All sums

	<p>payable borne by Railways on this account shall be considered as reasonable compensation and paid by contractor.</p> <p>f) The LC terms and conditions shall inter-alia provide that Railways will issue a Document of Authorization (format enclosed as Annexure-2 of above said RB's letter after passing the bill for completed work, to enable contractor to claim the authorized amount from their bank.</p> <p>g) The acceptable, agreed upon document for payments to be released under the LC shall be the Document of Authorization.</p> <p>h) The Document of Authorization shall be issued by Railway Accounts Office against each bill passed by Railway.</p> <p>i) On issuance of Document of Authorization, a copy of Document of Authorization shall be posted on IREPS for download by the contractor. A digitally signed copy of Document of Authorization shall also be sent by Railway Accounts Office to Railway's bank (Local SBI Branch).</p> <p>j) The contractor shall take print out of the Document of Authorization available on IREPS and present his claim to his bank (advising Bank) for necessary payments as per LC terms and conditions. The claim shall comprise of copy of Document of Authorization, bill of exchange and Bill.</p> <p>k) The payment against LC shall be subject to verification from Railways Bank (Local SBI Branch)</p> <p>l) The Contractor's bank (advising bank) shall submit the documents to the Railways Bank (Local SBI Branch)</p> <p>m) The Railway bank (issuing bank) shall, after verifying the claim so received w.r.t. the digital signed document of Authorization received from Railway Account Office, release the payment to contractor's bank (advising bank) for crediting the same to contractor's account.</p> <p>n) Any number of bills can be dealt within one LC provided the sum total of payments to contractor is within the amount for which LC has been opened.</p> <p>o) The LC shall be closed after the release of final payment including PVC amount, if any to the contractor.</p> <p>p) The release of performance guarantee or security deposit shall be dealt directly by railway with the contractor i.e. not through LC.</p>
4.58	<p>PROVISIONAL ACCEPTANCE TEST: As soon as the Contractor informs the Railway and the Railway's Engineer determines that the works are completed from end to end, Railways shall carry out all tests as per the acceptance test schedule. Any component, modules, sub-assemblies or equipment failing during the commissioning test shall be replaced/repared free of cost by the Tenderer. When all the tests are successfully completed end to end, the provisional test report will be jointly prepared.</p> <p>OBSERVATION PERIOD : After the completion of provisional acceptance test, system shall be put under observation for period of 30 days. During this period, Railways may at their discretion connect the user equipment and observe the performance from the end user point of view. If any defects or failures are noticed during this period the contractor will replace or rectify such modules and additional test or repetition of some of the tests will be carried out to make sure that all parameters are within specified values.</p> <p>PROVISIONAL ACCEPTANCE CERTIFICATE AS PER GCC-22 CLAUSE 48: After completion of provisional acceptance test and if no problems are noticed during observation period, Purchaser's Engineer shall issue a Provisional Acceptance Certificate for successful commission of whole system covering all materials and services included in the Schedule of works, after the acceptance test and as per the approved test procedure have been completed and the</p>

	performance has been found to meet the specifications. Railway's decision in this respect shall be final. The date of issue of the Provisional Acceptance Certificate will be treated as start of warranty.
4.59	<p>COMPLETION CERTIFICATE:</p> <p>(a) The work shall not be considered to have been completed in accordance with the terms of contract until the engineer in-charge shall have issued a certificate in writing to this effect. No approvals of material or workmanship or approval of part of the work during the programme of execution shall bind the engineer in-charge of in any way prevent him from even rejecting the work which is claimed to be completed and to suspend the issue of his certificate of completion until such alterations and modifications of reconstruction have been effected at the cost of the contractors as shall enable him to certify that the work has been completed to his satisfaction. After the work is completed, the contractors shall give notice of such completion to the engineer in-charge and within 30 days of receipt of such notice the engineer in-charge/ site- engineer nominated by engineer-in-charge shall inspect the work and if there is no defect in the works shall furnish the contractor with a certificate indicating the date of completion. However if there are any defects which are in the opinion of the engineer in-charge are rectifiable he shall inform the contractors the defects noticed. The contractor after rectification of such defects shall notify the engineer in-charge and then the engineer in-charge shall inspect the work and issue the necessary completion certificate within three days if the defects are rectified to his satisfaction and if not shall inform the contractor indicating defects yet to be rectified. The time cycle as above shall continue.</p> <p>FINAL ACCEPTANCE:</p> <p>(i) The final acceptance of the entire equipment installed at the station shall take effect from the date of expiry of the Annual Maintenance Contract (AMC) period & after testing and certification of the engineer in charge.</p> <p>(ii) The contract shall not be considered as completed until the issue of Final Acceptance Certificate by the Railways.</p> <p>(iii) The Railways shall not be liable to the contractor for any matter arising out of or in connection with the contract or execution of the work unless the Contractor shall have made a claim in writing in respect thereof before the issue of Final Acceptance Certificate under this clause.</p> <p>(iv) Notwithstanding the issue of Final Acceptance Certificate, the contractor and the Railways (subject to sub clause as above) shall remain liable for fulfillment of any obligation incurred under the provision of the contract prior to the issue of Final Acceptance Certificate which remains unperformed at the time such certificate is issued and for determining the nature and extent of such obligation the contract shall be deemed to remain in force between the parties here to.</p> <p>CERTIFICATE OF COMPLETION OF WORKS: as per GCC-22 clause 48</p> <p>As soon as in the opinion of the Engineer, the work has been completed and has satisfactorily passed any final test or tests that may be prescribed, the Engineer shall issue a certificate of completion duly indicating the date of completion in respect of the work and the period of maintenance of the work shall commence from the date of completion mentioned in such certificate. The certificate, inter alia, should mention that the work has been completed in all respects and that all the contractual obligations have been fulfilled by the Contractor and that there is no due from the Contractor to Railways against the contract concerned.</p> <p>The Engineer may also issue such a certificate indicating date of completion with respect to any part of the work (before the completion of the whole of work), which has been both completed to the satisfaction of the Engineer and occupied or used by the Railway. When any such certificate is given in respect of part of a work, such part shall be considered as completed and the period of maintenance of such part shall commence from the date of completion mentioned in the completion certificate issued for that part of the work.</p> <p>PART COMMISSIONING:</p>

	<p>If the works are not completed as per the programme of work and there is deviation from the milestones to be achieved Railways will be free to make use of the partially commissioned work. Making such use of partially commissioned work will not be deemed as provisional acceptance from the Railways.</p>
4.60	<p>PLACING IN SERVICE AND MAINTENANCE:</p> <p>After the equipment has been commissioned and placed in service, the contractor shall be responsible for proper maintenance of the equipment for a period mentioned. The date of commissioning. For this purpose he shall prepare a maintenance plan and make available the services of qualified maintenance engineers.</p> <p>Service engineers for maintenance shall normally be out of those engineers associated with the execution of the work. Changes, if any, on special cases shall be with the specific approval of railways. Details of the Service Personnel/Engineers (Bio-data and experience) proposed to be associated with maintenance, shall be furnished by the Contractor to the Railways, well in advance of the commencement of the maintenance period.</p> <p>Railway maintenance staff shall be fully associated with the maintenance work under the guidance/supervision of service engineers.</p> <p>If any lacuna is noticed in the functioning as a result of any defect in design or manufacture, the same will be rectified by the contractor free of cost. During such rectification if any faulty equipment/modules need replacement or repair, they shall be provided by the contractor from the set of equipment or modules that the contractor should bring to the site of installation in addition to all the materials to be supplied against this contract. Use of spare modules covered under the schedule of material of this tender shall not be permitted to be used during installation, commissioning and during the period of maintenance/supervision.</p> <p>During this maintenance period the contractor will be liable to pay penalty for outage as per penalty clause.</p> <p>Maintenance</p> <ol style="list-style-type: none"> The Vendor shall provide System maintenance and repair of system or workmanship defects during the Maintenance period (parts and labour) Service or maintenance personnel shall be able to receive 24 Hour Help Desk Technical support provided by the system manufacturer.
4.61	<p>DEDUCTION FROM ON ACCOUNT BILLS:</p> <p>All costs, damages or expenses, which Railways may have paid or incurred, which under the provisions of contract are Contractor's obligations will be deducted by Railways from progressive payment Bills/Invoice of Contractor, as and when it is understood that such expenses has been incurred or paid for. All such claims of Railways shall, however, be duly supported by appropriate and Certified vouchers, receipts or explanations as are available to enable the Contractor to identify such claims.</p>
4.62	<p>DEDUCTION OF TAXES:</p> <p>Railways will deduct Sales Tax, Income Tax, surcharge on Income Tax, education cess and commercial tax as per rates applicable at the time of making payments. Wherever the law makes it statutory for the purchaser to deduct any amount towards sales tax on works contract, the same will be deducted and remitted to the concerned authority. The Contractor and all personnel employed by him shall pay such taxes like Income Tax as are payable under statutory laws of India and the Railways will not accept any liability for the same.</p> <p>In terms of provisions of finance act and income tax act enforce deduction of income tax, surcharge & cess at source shall be made from the contractor / sub-contractor and the amount so deducted may be credited to the central government.</p> <p>All other statutory deductions, such as labour, GST, works contract tax etc., at the rates as applicable at the time of payment, shall be made both from on account bills as well as final bills as per rules in force.</p>

	<p>Deduction of cess as per provisions of Building and Other Construction Workers Act, 1996 as given in Para 4.34 of Special Condition of Contract as applicable.</p> <p>DEDUCTION FROM ON ACCOUNT BILLS: clearance</p> <p>(a) All costs, damages or expenses, which Railways may have paid or incurred, which under the provisions of contract are Contractor's obligations will be deducted by Railways from progressive payment Bills/Invoice of Contractor, as and when it is understood that such expenses has been incurred or paid for.</p> <p>(b) All such claims of Railways shall, however, be duly supported by appropriate and certified vouchers, receipts or explanations as are available to enable the Contractor to identify such claims.</p>
4.63	<p>INSURANCE OF MATERIALS & INSTALLATIONS:</p> <p>The contractor shall take out and keep in force a policy or policies of Insurance for all materials including Railway supply materials equipment irrespective of whether used up in the portion of work already done or kept for the use in the balance portion of the work until such works are handed over to the Railways.</p> <p>The Contractor shall not be liable for losses/damages to the materials either used up in the portion of work done or his material kept for use at site, in consequence of mutiny, or other similar causes over which the Contractor has no control and which cannot be insured. Such losses or damages shall be the liability of the Railways and if required by the Railways, be made good by the contractor, at the cost of the Railways.</p> <p>The Contractor should, however, insure the stores brought to site, against risks in consequence of war and invasion, as required under the Emergency Risk (Goods) Insurance Act in force from time to time.</p> <p>It may be noted that the beneficiary of the insurance policy should be Railways or the policies should be pledged in favour of Railway. The contractor shall keep the policy/policies current till the installations are handed over to the Purchaser. It may also be noted that in the event of contractor's failure to keep the policy current and alive, renewal of the policy will be done by the Railways for which the cost of the premium plus 20% of premium shall be recovered from the contractor.</p> <p>For purpose of enabling the contractor to take the insurance cover in connection with this contract, the purchaser's engineer will advise the approximate price of all the Railway s supply materials to the contractor.</p>
4.64	<p>PROVISION OF EFFICIENT AND COMPETENT STAFF AT WORK SITES BY THE CONTRACTOR:</p> <p>(i) The contractor shall place and keep on the works at all times efficient and competent staff to give the necessary directions to his workmen and to see that they execute their work in sound and proper manner and shall employ only such supervisors, workmen & labourers in or about the execution of any of these works as are careful and skilled in the various trade.</p> <p>(ii) The contractor shall at once remove from the works any agents, permitted sub-contractor, supervisor, workman, or labourer who shall be objected to by the Engineer and if and whenever required by the Engineer, he shall submit a correct return showing the names of all staff and workmen employed by him.</p> <p>(iii) In the event of the Engineer being of the opinion that the contractor is not employing on the works a sufficient number of staff and workmen as is necessary for proper completion of the works within the time prescribed, the Contractor shall forthwith on receiving intimation to this effect deploy the additional number of staff and labour as specified by the Engineer within seven days of being so required and failure on the part of the contractor to comply with such instructions will entitle the Railway to rescind the contract under clause 62 of GCC.</p> <p>CLAUSE 26A OF GCC:</p> <p>DEPLOYMENT OF QUALIFIED ENGINEERS AT WORK SITES BY THE CONTRACTOR:</p> <p>i. The contractor shall also employ Qualified Graduate Engineer(s) or equivalent, or Qualified Diploma Holder Engineer(s), as prescribed in tender documents.</p> <p>ii. In case the contractor fails to employ the Engineer, as aforesaid in para (i), he shall be liable to pay liquidated damages at the rates, as prescribed in tender documents.</p>

	<p>ii. No. of qualified engineers required to be deployed by the contractor for various activities contained in the works contract shall be specified in the tender documents as 'special condition of the contract'.</p> <p>v. Accordingly in terms of provision of clause (i) above, contractor shall also employ following qualified Engineers during the execution of allotted work</p> <ol style="list-style-type: none"> One qualified Graduate Engineer when the cost of work to be executed is Rs.200 lakh and above, and One qualified Diploma Holder Engineer when the cost of work to be executed is more than Rs.25 lakh but less than Rs.200 lakh. Further ,in case the contractor fails to employ the qualified Engineer, as aforesaid in para (iv) above ,he in terms of provision of clause (ii) above ,shall be liable to pay an amount of Rs.40,000/-and Rs.25,000/-for each month or part thereof for the default period for the provision ,as contained in para [iv (i)] and [iv (ii)] above respectively.
4.65	<p>IMPLICATION OF MODVAT RULES:</p> <p>The liability of the purchaser to reimburse excise duty is limited to such sum as may be found legally due and payable in respect of contract goods after availing the full credit on all the inputs used in the manufacture of the finished products irrespective of whether the contractor has in fact availed of the said credit or not".</p>
4.66	<p>EXCEPTED MATTERS:</p> <p>All measurements, method of measurement, meaning and intent of specifications and interpretation of special conditions of contract, given and also made by the Railway or by the Engineer on behalf of the Railway shall be final and binding and shall be considered "Excepted Matters" in terms of condition No.63 of the General Conditions of Contract and will Strictly stay outside purview of any arbitrations limit and will not be arbitrable.</p>
4.67	<p>PENALTY:</p> <p>1) For the new EI, the protocols for direct interfacing with future technologies of KAVACH, CTC/TMS and Data loggers shall be shared by EI suppliers whenever required. Failing to provide this protocol with Railways will result in a penalty of Rs 10 lakh per EI supply against said project.</p>
4.68	<p>SETTLEMENT OF DISPUTES: Please refer para 63 to 64(8) of GCC (Upto latest Correction Slips).</p> <p>1) JURISDICTION OF COURTS</p> <p>The court of the place from where the Letter of Acceptance has been issued shall have the jurisdiction in respect of this contract. For this tender the Jurisdiction of court will be Mumbai.</p>
4.69	<p>ENGAGEMENT OF QUALIFIED ENGINEER: please refer para 26 to 26A(3)</p>
4.70	<p>PRICE VARIATION CLAUSE: Applicability: Price Variation Clause (PVC) shall be applicable only in tender having advertised value above Rs. 2 Crores. (Applicable for this Tender).</p> <p>As per GCC-2022 clause 46A to 46A(10) or up to latest correction slips.</p>
4.71	<p>ILLEGAL GRATIFICATION:</p> <p>Any bribe, commission, gift or advantage given, promised or offered by or on behalf of the Contractor or his partner or agent or servant or anyone on his behalf, to any officer or employee of the Railway or to any person on his behalf in relation to obtaining or execution of this or any other contract with the Railway shall, in addition to any criminal liability which he may incur, subject Contractor to the rescission of the contract and all other contracts with the Railway and to the payment of any loss or damage resulting from such decision and the Railway shall be entitled to deduct the amounts so payable from the Contractor's bills/Security Deposit or any other dues of Contractor with the Government of India.</p>

	<p>The Contractor shall not lend or borrow from or have or enter into any monetary dealings or transactions either directly or indirectly with any employee of the Railway and if he shall do so, the Railway shall be entitled forthwith to rescind the contract and all other contracts with the Railway. Any question or dispute as to the commission of any such offence or compensation payable to the Railway under this Clause shall be settled by the General Manager of the Railway, in such a manner as he shall consider fit & sufficient and his decision shall be final & conclusive. In the event of rescission of the contract under this Clause, the Contractor will not be paid any compensation whatsoever except payments for the work done upto the date of rescission.</p>
--	---

APPENDIX TO SPECIAL CONDITIONS OF TENDER

- (i) The decision of Engineer-in-Charge will be final, in order to Improve Quality and Safety of work for incorporating Policy Circulars of HQ & Railway Board, Signal Engineering Manual and Telecom Engineering Manual of Indian Railway.
- (ii) **Dy.FA&CAO/C/CCG** will be Associated Accounts Officer for Bill Paying.
- (iii) The engineer in-charge of the work will nominate the field officer (site Engineer/ supervisor for the work.
- (iv) The custodian of contract shall be **Dy.CSTE/C/F/BRC**, regarding completion of work for and obtaining necessary approval from competent authority prior to release of Performance Guarantee & Security Deposit.
- (v) **Dy.CSTE/C/F/BRC** shall issue a final completion certificate to contractor.

CHAPTER - 5:
TECHNICAL REQUIREMENTS & SPECIFICATIONS.

TECHNICAL SPECIFICATION AS PER ATTACHED ANNEXURE-A ON THE DOCUMENTS ON IREPS WEBSITE:

NOTE:-

- 1. Tenderers are requested to *inspect the site* before quoting the rates.**
- 2. For Drawing & RDSO specifications refer to the latest issue.**
- 3. The cost of supply of minor materials and accessories other than specification & condition but necessary for Installation, should be included while quoting the rates.**
- 4. Rates quoted by the Tender should include all Taxes/GST& duties.**
- 5. If any deviation is noticed in the certificate endorsed below, the Railway Authority decision shall be final.**
- 6. Railway reserves the right to accept or alter/delete the quantity under schedule items.**
- 7. The tenderer should submit certified copies of documents along with Tender in support of his credential so as to ascertain the ability to carry out the work.**
- 8. The inspection authority will be RDSO/RITES/Consignee.**

5.1	TECHNICAL SPECIFICATION of ELECTRONIC INTERLOCKING
	<ul style="list-style-type: none"> i. The El system should be as per RDSO Spec. RDSO/SPN/192/2019 Ver. 2 or latest (with latest amendment). ii. The architecture to be deployed shall be as per para 7.1 of RDSO Spec. RDSO/SPN/192/2019 Ver. 2. In addition, hot standby processor(s) / system shall be provided with the facility of automatic changeover. The train operation shall not be affected and there shall be no unsafe occurrence due to switching over from main system to standby system. It should also be ensured that the fault, which affected the main processor / system, does not affect the hot standby processor / system iii. EI shall be designed with CENTRALISED arrangement. iv. It shall be ensured that Signaling and interlocking arrangements of the yard are in accordance with the approved Signaling plan and ToC approved by Western Railway headquarter. The Electronic Interlocking system with the latest amendment issued by RDSO to this specification has to be supplied by the contractor against this tender. In addition to specification, the Electronic Interlocking system supplied against this tender should incorporate all the extant instructions/ guidelines issued by RDSO prior to the date of tender opening. Note: The EI offered by the tenderer should have RDSO approval on the date of opening of tender. All the EI systems being supplied against this contract should be procured from one RDSO approved manufacturer as per RDSO specification of EI system. v. The EI supplier shall share protocol for direct interfacing with future technology of Kavach, CTC/TMS & Data logger, whenever required. Failing to provide this protocol with Railways will result in a penalty of Rs. 10 lakhs per EI supplied against said project. vi. In case of any field input/output failure, it is to be ensured that the station interlocking is made available continuously after the changeover and train movements are not hampered by any single input/output module failure. vii. The Field gears shall be either directly driven or driven by Interface Relay of approved type as per W. Rly standard practice viii. At these outdoor installations the point operation is working on 110 V DC with independent detection ix. At these outdoor installations, colour light signals with LED lighting should be workable on 110V AC supply from relay room and with ECRs x. Track repeater relays / slot relays / Gate controls relays/ siding control relays/repeater relay shall be of approved type as per W.Rly standard practice xi. The conductors in the cables outside building shall be 1.5 sq. mm (copper) conforming to IRS: S-63/2007 with latest Amd xii. The specification for Workstation for Data Input & Configuration is given in Annexure xiii. Earth Pit chamber shall be made up of preferably FRP material, with locking arrangement and hinges shall be used for earth pits. Drawing of earth pit attached as Annexure

- xiv. The System Configuration, Route Control Table, Route Release Table, Square/Cross Sheet, all required interlocking/Logic diagrams and other documents required for designing of the System shall be prepared by the contractor on the template of Western Railway and shall be got approved by Railways
- xv. The Electronic Interlocking systems to be offered against this tender shall be from RDSO Approved sources only on the date of tender opening.
- xvi. **Both track detections in case of dual detection, shall be taken as vital inputs to the EI system. The logic of paralleling will be done in the EI system.**
- xvii. **Technical advisory note no. STS/E/TAN/3012 Ver 3.0 dt: 28.06.21 and Correction in Technical Advisory Note (TAN) No. 3012 Ver 3.0 dated 11.07.2022 to be further referred.**
- xviii. Railway Board's letter No. 2022/Sig/36/Sig Drg. dated 29.03.2022 for Implantation of Standard Signaling Typical circuits & Drawings to be further referred.
- xix. At least 15% spare bit in each card and overall to be provisioned during initial installation. The system shall have provision for accommodating an additional 15 % of I/O in future

5.1.1

- 1. The EI system should be as per RDSO Spec. RDSO/SPN/192/2019 Ver. 2 or latest (with latest amendment).
- 2. Table of Control (TOC) will be designed by the contractor on the basis of approved SIP, which will be provided by the railway. After approval of TOC by Railways, application logic circuits, interface circuits and VDU layout (based on approved SIP) will be designed by the contractor and submitted to the Railways for approval.
- 3. Table of Control (ToC) and application logic circuits are required to be independently checked, verified and approved by IRSE / IRSTELO licence holders before submission to Railways for approval. IRSE / IRSTELO licence holders as Principle Signal Designer and Verifier should certify about correctness of the logic circuits. If error in design is found, then action will be initiated as per IRSE / IRSTELO conditions for cancellation of licence. Dy. CSTE (D&D) CCG shall be deciding authority in this.
- 4. Both track detections in case of dual detection, shall be taken as vital inputs to the EI system. The logic of paralleling will be done in the EI system.
- 5. Power supply shall be extended as per the TAN issued from RDSO.
- 6. EI shall have user-friendly graphic based design tools to generate station specific application software to carry out future yard modifications. All the software tools required for yard modification shall be provided by the supplier. It shall be possible for Railway to carry out yard modifications without the help of firm and the training shall be imparted by the supplier to Railways signaling staff for the same as per agreement with Railways.
- 7. The earthing arrangement required for the EI system and all other indoor signalling equipment (IPS, data-loggers, UFSBI etc.) shall be done by Contractor as per recommended value of earth resistance specified by the manufacturer/RDSO. The earthing shall be done as per latest RDSO specification (With latest amendment) for "Code of

Practice for Earthing and Bonding System for Signalling Equipments) and as per Western Railway Practice.

8. Training of Railway's staff/officers in all aspects of software & hardware to enable understanding and maintenance of the EI system. As maintenance spares are to be used only after the end of warranty period, supply of these items may be made after the
9. While designing the circuit it shall be kept in mind until and otherwise advised by the Railways engineer in charge, one front contact of each and every relay shall be kept spare for data logger purposes.
10. For the EI system the circuit shall be designed considering the interfacing relays in mind.
11. The internal circuits shall be suitably protected and electrically isolated from external circuits.
12. Signal circuits shall be so designed as to prevent display of signal aspect less restrictive than intended and also prevent setting up of unsafe conditions when signaling supply voltage or Frequency fluctuates or the supply is restored following a failure of normal supply.
13. Cross-over between tracks and diamond crossings shall be provided with protection that will eliminate the possibility of a train, engine or wagon occupying the cross-over or diamond and signal on either track displaying other than the most restrictive indication
14. Relays controlling yellow, double yellow and green aspects of signals shall have arrangements of Cutting in relays similar to track repeater relay, where such relays are fed from outside locations.
15. Both track detections in case of dual detection, shall be taken as vital inputs to the EI system. The logic of paralleling will be done in the EI system. It shall be possible to generate an Exception report from Data Logger to know failure of individual DAC track in dual arrangement.
16. Manual resetting of MSDAC tracks shall be as per clause no 5.4 of RDSO/SPN/176/2013 ver 3.0. Industrial grade VDU based manual resetting system shall be used.
17. All spare I/O ports of EI need to be wired and extended up to the termination rack. The CPU of Operator VDU should be fixed in such a way that all its ports are easily accessible.
18. With reference to Para 4.3.6 of IRS:S-36-87, Emergency full route / sub-route cancellation in case of track circuit failures with sealing facility and emergency operation for throwing signal to danger, shall be provided along with non-re-settable counters for recording the operation. It shall be ensured that the counter shall record the operation, just before the operation is affected. Emergency sub-route cancellation facility as referred in Para 4.3.6 of IRS: S-36-87 shall be provided. Also facility for Emergency operation of points (under track relay down condition) shall be provided which shall be counted with counters.
19. The circuit shall be so made that the vital operation of throwing back the cleared signal to the least restrictive aspect shall be possible and the circuits shall be so prepared to effect the operation, even if its original supply fuse is blown off.

20. The lamp lighting circuit for all lamps including shunt signals shall be on double cutting principle.
21. Care should be taken during design of circuits and installation, so as to contain repercussions of any failure to the minimum possible gears and equipment. The contractor shall be bound to amend his design, if the Railways suggest another design for achieving the above.
22. Initiation and cancellation circuit should be drawn as per geographical layout of the yard.
23. Flasher, Timer if required during work of commissioning to be arranged by the firm.

5.1.2 Interlocking of Crank Handles:

The grouping of crank handles for point operation is as detailed in the Signaling plan. There shall be two common controlling buttons for each group for releasing control /taking back control.

5.1.3 Cross Protection:

For all external circuits, cross protection with double cutting shall be provided to prevent unsafe Operation due to a cross, break or both.

5.1.4 Video Display Unit Control or VDU Control Terminal (Dual)

The following minimum requirements shall be catered For the both VDU Control Terminal / maintenance terminals (but it is not limited to) :

1. It shall have a minimum of two serial ports. The serial ports shall have inbuilt isolation or external isolation shall be provided
2. Embedded Industrial grade fan less PC with latest PC configuration shall be provided and suitable Compact Flash Disc memory space shall be **catered for the backup requirements and inbuilt power backup**
3. Shall have Ethernet/OFC communication with the CIU either on copper cable or OFC, with suitable isolators.
4. It shall have keyboard/mouse operation.
5. It shall be possible to disable the menus in case of emergency. It shall have a required level of security features & access control i.e. logging (the ports & applications provided on the unit shall be password protected) for the operator/maintainer.
6. It shall synchronise the counters/clocks all the time and particularly when resuming from a failure.
7. Shall support buzzers/alarms as in CCIP.
8. **The VDU monitor shall be of 4 K resolution; the size of monitor shall be 55 inches minimum with stand having height, tilt and pivot adjustments. If it is not possible to accommodate station interlocking in one screen then VDU with higher size to be provided or more than one monitor of thin edge type/bezel type to be provided to display the full yard as per instruction of engineer in charge.**
9. **A typical VDU layout (Drg. No. CSTE/6273) and a list of standard commands for gear operation in Electronic Interlocking may be obtained from Railway on demand.**
10. **Design of the VDU table is attached as Annexure-. A VDU table shall be provided as per this design.**
11. A flashing indication shall be provided on the VDU to indicate the healthy condition of the main System communication channel.
12. The current position/ status of various field equipment and track circuits shall be displayed on the VDU using different colours/ symbols.
13. Three dot markers in Red, Blue & Green colours respectively shall also be displayed prominently at conspicuous locations on the VDU terminal to indicate that the colour

Contact break test Record [In WD after soldering (applicable to Metal to Metal)]
 Simulation test Record for :
 Locking Test (as per Locking Table)
 Selection Test (as per Selection Table) Sub-
 router release (Short train/Long Train)
 Back Locking Test
 Approach Locking Test (as per Selection Table)
 Track Locking of Points.
 Indication Locking of Points.
 Emergency Operation of Points with controlling track Circuits failed.
 Square Sheet test Record.
 Cascading of Signal Aspect.
 Aspect Control test (as per Control Chart in Signaling Plan)
 Red Lamp Protection.
 Compliance certificate of technical advisory note as per RDSO/HQ's format

For Outdoor:

Cable Test Reports of Main Cable/tail cable.
 Earth Test Record.
 AXLE COUNTER Track Parameters.
 Operating parameters of Points and Correspondence Test.
 Cable Test reports of Tail Cable .

For Power Equipments:

Load/No Load Currents and Voltages of Power Equipment and all its modules.
 Battery History records.

5.2

Supply of documents (Manuals for Installation, Testing, commissioning and maintenance of the system):

(One set consists of 6 sets of following drawings per Station).

- (i) Manual for installation, Testing, Commissioning and maintenance of the system for Technicians / Jr. Engineers. (Installation & Maintenance level)
- (ii) Functioning and system overview (Higher management level).
- (iii) Completion documents as per special conditions of contract.
- (iv) Design & Supply of circuits and plans to suit layout given in the signalling plan for Hot Standby Architecture Electronic Interlocking (EI) system.

All plans and wiring diagrams shall be prepared on Auto cad Drawing and supplied with CD/PEN DRIVE. This will include supply of VDU diagram, Square Sheet, Wiring Diagrams (Application Logic and Interface Circuit), Fuse Analysis, Contact Analysis, Tag Block Analysis, Power Supply Distribution / Power equipment arrangement (with program switch) Diagram, Auto Changeover diagram and all other relevant drawings given in tender document.

Six sets of documents for each station containing system details, site installation details / drawings, maintenance manual, operation procedure etc. in bound book and in soft copy as per practice of railways. This shall also include.

- i. Table of Control.
- ii. Route Release Table
- iii. Square/Cross Sheet
- iv. Wiring Diagrams.
- v. Floor plan, power supply arrangement, interfaced diagram, Earthing plan etc.
- vi. Application Program Listing.
- vii. Relay/Cable Termination particulars.

- viii. Input/output assignment details.
- ix. Relay layout and contact analysis chart.
- x. SWR diagram.
- xi. Control (Domino) panel/VDU diagram.
- xii. Troubleshooting charts.
- xiii. Signaling cable route plan
- xiv. Fuse analysis and FACS, wiring details.
- xv. Junction/location box detail plan, Cable Route Plan, Cable Chart, Cable Core Chart
- xvi. C Track detail diagram
- xvii. Any other drawings as required by the Railway.

The contractor shall initially supply 1 set of documents (Paper Prints) for approval of Railways. He shall ensure that each sheet has a block for signature of Railway official as well as a block for signature of firm, duly signed by the authorised signatory of the firm. The name of the work as given by Railways shall be written on every sheet under the work column. All the drawings shall be supplied in a good quality folder for each station. After approval of documents by Railways, the contractor will make copies of the approved documents and return the approved document to Railways. The contractor will then make necessary correction to Application Logic software duly incorporating Railways' alterations/ corrections/ comments, if any. After Complete Testing / Commissioning of the station, tracings of completion documents as mentioned above will be submitted to Railways for approval. Along with the Completion application logic, a different report (showing addition & deletion in different colours) as compared to earlier approved application logic should also be submitted. After approval of completion application logic by Railways, 5 sets of copies of completion tracings will be submitted to Railways.

All the drawings shall be supplied in a good quality folder for each station. During installation, a folder containing all the drawings, testing procedures, commissioning procedures shall be kept at the stations.

Note:- He shall ensure that each sheet has a block for signature of railway official as well as a block for signature of firm, duly signed by the authorised signatory of the firm. The name of the work as given by Railways shall be written on every sheet under the work column. **All the drawings shall be supplied in a good quality folder with plastic sheet for each sheet for station copy.**

5.3 SPECIFICATION FOR Portable Work Station for Data Input & Configuration: Laptop

Reputed make with the approval of Engineer in charge. The higher version of the systems may be accepted with the approval of Engineer-in-Charge.

1.3 SPECIFICATION FOR Portable Work Station for Data Input & Configuration: Laptop		
(a)	CPU	Intel Core i7 or latest
(b)	Memo	Minimum 8GB DDR4 or Latest RAM Expandable to 16GB.
(c)	Hard Disk Drive	1TB HDD or Higher Capacity
(d)	Screen	15.6" LED
(e)	Keyboard	Wireless keyboard.
(f)	Mouse	With Wireless Optical Mouse and mouse pad
(g)	Ports	2 USB Ports, 1 HDMI Port, etc.

(h)	Operating System	Windows 10 Preloaded with Media.
(i)	NetWorking facility	Integrated 10/100/1000 GbE LAN
(j)	Warranty	12 months.
(k)	Software	MS Office 2010 Standard or Latest, Antivirus for Three years.
(l)	Printer	Reputed make Laser Black & White Printer cum Scanner cum copier loaded with 1 Set of toner. (Model to be approved by Engineer-In-Charge prior to supply)
(m)	External Hard Disk Drive	Portable SSD having capacity 1 TB or Higher with USB 3.1 with backup S/W
(o)	Furniture for Operator	Computer cum printer table top size 1200 mm x 750 mm x 750 mm, 2 keyboards pull out tray, Drawer & Shelf, Computer Chair as suggested by the Engineer – in – charge.
(p)	UPS	On no. of online UPS with 1 hour backup.

5.4 SPECIFICATION FOR Instruments and Tool Kits required for Troubleshooting and repair of hardware and software for EI

It should be supplied for stations as per schedule item 1 above.
(This includes tools required for EI maintenance, sorts of crimping, insertion, removal, general purpose tools like screwdrivers, spanners, PCB extractor, temp. controlled soldering iron, wire cutter, nose pliers etc. & measuring instruments with carrying case/ holders/ cabinet for technicians/ J.E. for testing, Maintenance and repair at site). Each set comprises of the following:-

- * Crimping tool for all types of special cable assembly used in EI systems.
- * Insertion tool for all types of special cable assembly used in EI systems. * Removal tool for all types of special cable assembly used in EI systems.
- * Digital multimeter (Fluke 111 or better)
- * Steel cabinet/ Almira, Size: 1980mm height, 915 mm width and 485 mm depth (Godrej Make/Jalaram) of good quality to store tools, spare cards and documents.
- * Steel Book rack Size: 1850mm height, 900 mm width and 316 mm depth for keeping documents. (Godrej Make/Jalaram)
- * Clamp Earth Tester.
- * Clamp Current Metre.

5.5 General Requirements and Specifications for installation of EI system:

1. The design of the EI system shall be as per the Signaling plan issued to the contractor.
2. Railway shall provide approved diagrams like SIP, Table of Control.
3. Any alteration in the interlocking plan to be done during the course of execution, shall be carried out by the contractor expeditiously without any extra cost.
4. The system shall be commissioned with 100% HOT STANDBY configuration of all levels as approved by RDSO.
5. The EI system shall be commissioned with the dual VDU for the operation of signaling gears.
6. All the execution/wiring of the system shall be carried out as per the standards defined by RDSO.
7. All the terminations on the Racks or back-plane, shall be tagged both ways i.e. the origin

and destination of the wire can be understood.

8. The signal flow diagram for diagnostic purposes shall also be supplied along with the execution.
9. The earthing shall be provided as per the latest standards of RDSO as mentioned in tender documents. Parametric earth bond as per drawing TAN / 3006 shall be provided as far as possible for better protection of E.I installation.
10. All the cables connected to the EI system, O.C. (if any) shall be properly laced and described.
11. The optical fibre connecting the different subsystems shall be connected through FDMS. All these connections shall be housed in required telecom racks which are protected against interference and dust.
12. The contractor shall supply the AS MADE DOCUMENTS as per tender document
13. Pre-commissioning checklist shall be jointly signed by the Railway's and OEM's representative.
14. The contractor shall inform names of qualified Service Engineers deputed at the location approved by Railway's Engineer and their contact numbers, so that they can be contacted during failure. The failure is to be attended and rectified within least possible time from the time of reporting of failure
15. All replacement and repairs that Railway shall call upon the contractor to deliver or perform under this warranty shall be delivered and performed by the contractor promptly and satisfactorily, if the contractor so desires the replaced parts can be taken over by him, or his representative in India for disposal as he deems fit within a period of three months from the date of replacement of goods / parts. At the expiry of this period, no claim whatsoever shall lie on the Railway.
16. Necessary spares, consumables, tools & instruments shall preferably be supplied by the contractor at least two weeks in advance of commissioning of the particular station.
17. All the consumables and sundry installation materials required for execution of this work like Nut and Bolts, Welding Rods, Sleeves, Lugs etc., and not listed as per the detailed schedule will have to be brought by the Tenderer at his own cost
18. Cement & Steel for use of the work should be procured by the tenderer at their own cost from the main producers / their authorised dealers / authorised stock-yards which should conform to IS specification. Individual rates quoted by the Tenderer should be inclusive of cost of Cement / Steel wherever applicable.
19. All the wires, fuses/MCB, required for installation of indoor equipment shall be marked properly with the label identification tag. The wires, fuses/MCB required for installation of indoor & outdoor equipments shall be as per OEM specification unless specified by the Railways. All the materials in this connection shall be supplied by the contractor.
20. Details of Equipments shall be neatly written on indoor & outdoor equipment preferably by using stencils for outdoor & aluminium etched labels/letter writing machine for indoor
21. All installation work shall be subject to inspection by the Railway to ensure that the work is done in accordance with specifications, approved designs and drawings and is of the best quality suitable for the purpose
22. Before offering the installation for commissioning, Contractor shall ensure the following:
 - All preparatory installation work has been completed .
 - Simulated tests have been conducted and test results submitted
 - Required approved drawings are available at site
 - Shall certify that all technical parameters of EI systems are as per RDSO Standard & Western Railway Practice and records submitted

- Tools, Instruments and Spares are available at site
- Installation & Maintenance Manuals, Fault Diagnostic Charts & Troubleshooting Procedures are available at site

23. Contractor shall involve Site Engineers / Supervisors during system installation & commissioning. Contractor shall involve them in all aspects of Design, Programming, Installation & Commissioning at site to enable them in learning all aspects & stages of design, installation, testing & commissioning of EI System

Note:- QUALITY AUDIT OF INSTALLATIONS:

The Contractor shall arrange for a quality audit of installation by authorised representative of manufacturer for Electronic Equipments like Electronic Interlocking (EI), AXLE COUNTERS, AFTC, UFSBI, MUX, Data-logger etc. who will certify that the installation has been done as per OEM's specification & standard practices and pre-commissioning check list / guidelines issued by RDSO from time to time. The Contractor should also submit a certificate issued by OEM Stating "That quality and integrity of the installation (Electronic Interlocking System) remain the complete responsibility of the OEM, Any deficiency pointed out later should be rectified free of cost by OEM."

The entire installation shall be tested by the contractor and after satisfying himself, the railway shall jointly test along with the contractor. Any alteration during testing shall be carried out at free of cost as required by Railways before commissioning. All „As made' documents have to be submitted before commissioning. Each installation shall be tested in the presence of the supervisory officials deputed by the Railways as soon as the particular installation/equipment is installed and unless the working of the equipment is actually ensured, it will not mean that the work has been completed to the satisfaction of the railway. This work involves testing and commissioning of the entire installation

Before testing and commissioning of the entire installation, eight copies of final 'as made' details as hereunder shall have to be supplied duly incorporating all particulars for the station. Circuit diagrams prepared in AutoCAD 2000 will be supplied by Railways in compact discs. All „As made' shall be prepared by the contractor in Auto-cad 2000 and submitted in compact discs in duplicate. All 'As made' documents/plans shall be made by the contractor as per Western Railway practice only as laid down in the Special Condition of Contract and shall be handed over to the Railways, duly signed.

- a) 'As made' circuit diagram
- b) 'As made' power supply layout diagram
- c) 'As made' contact analysis chart
- d) 'As made' relay disposition chart
- e) 'As made' Termination particulars of all locations & FTOT
- f) Any other document required as per WR practice/Engineer-in-Charge.

Any correction made during testing shall be incorporated before submitting 'FINAL' 'As made' plan.

The contractor is required to supply the 15 numbers of bound registers of 200 pages with good quality papers for following purpose:

1. Cable meggering register
2. Relay Register,
3. Block Joint Register,
1. Route Test Register,
5. Lamp Replacement Register,
6. Relay Room Key Register,
7. Battery Register,

8 RouteCancellationRegisterand

9 Earthresistanceregisters oras persite requirement.

5.6	<p><u>GeneralRequirementsandSpecificationsforEarthingof E.IEquipment:</u></p> <p>Earthing of EI equipment, relay racks and Power equipment etc. to be done along with the supply of all requisite materials. Earthing shall be in the form of Ring Earth conforming to RDSO specification no. RDSO/SPN/197/2008 (with a min. of 6 earth electrodes) & RDSO Drawing issued under Railway Board letter No. 2010/Sig./SGF/EI (Ansaldo) Dated 22.06.11, made using copper rings with earth resistance less than 1 ohm.</p> <p>The earthing shall be maintenance free & earth enhancement compound should be used. The ring earth shall be connected to a copper flat of size 25 x 3 mm in the relay room and IPS room. This copper flat shall be fixed on the wall to the entire breadth of the Relay room and IPS room as an earth bus bar and all earth connections shall be taken from it. A, B, C, & D class protection shall be provided for all EI equipment. Counter for Class A type is to be provided. Earth Pit chambers shall be made up of preferably FRP material, with locking arrangement and hinges shall be used for earth pits. Drawingof earth pit attached as Annexure</p> <p>Note:- This will also cover the earthing & necessary protection of EI equipment as per details given in the scope of work of Special Condition of Contract and other requirements given in technical specification & Pre commissioning check list of EI system.</p>
5.7	<p><u>SpecificationsandRequirementsforData logger:</u></p> <ol style="list-style-type: none"> 1. Data logger shall be supplied as per RDSO specifications IRS: S-99/2006 (Amendment 3) or latest with latest amendments. 2. Dataloggershallbesuppliedfor1024Digitalinputsand32analoginputsasmentioned in the schedule of materials. 3. Dataloggershallbesuppliedfor1024Digitalinputsand32analoginputsasmentioned in the schedule of materials. 4. While supplying the data logger it shall be kept in mind that only those data loggershall be supplied which can be programmed to be a part of network of the existing data loggers 5. Dataloggers shall besupplied alongwiththeonlineUPS. 6. Data loggers shall be supplied with the Fault diagnostic software and Failure analysissystem as per the requirements issued by the HQ from time to time. 7. Data logger shall be supplied along-with the printer as mentioned below. The suitable connecting cable shall also be supplied for connecting the data logger with the printer 8. The Front end Processor shall be supplied along with the Data Logger IFF specifically has been asked in the schedule of materials. 9. <u>Specifications and Requirements for the Printers:</u>following are the minimum specifications, however actual should be confirmed before the supply from Officer in Charge.The printer shall be heavy duty printer with laser Black and White printing. 10. <u>Specifications and Requirements for the UPS:</u> The UPS system for the servers and Failure analysis system should be online UPS of reputed make.The UPS system for the Data Logger system should be able to supply minimum 6 Hrs. back-up. 11. <u>Specifications and Requirements OF FAULT DIAGNOSISSOFTWARE:</u>Logic for Report generation are defined by RDSO & as per Western Railway Practice. 12. <u>Specificationfordesktoptypacentral monitoringunit/Failureanalysissystem:</u>

CONFIGURATION: Reputed make with the approval of Engineer in charge. The higher version of the systems may be accepted with the prior approval of Engineer-in- Charge

(a)	CPU	IntelCorei7or superior
(b)	Memo	8GBorLatestRAMExpandableto 16GB.
(c)	Hard Disk Drive	1TB HDD orHigherCapacity
(d)	Screen	Minimum24” LED
(e)	Keyboard	Wireless keyboard
(f)	Mouse	WirelessOpticalMousewithmousepad
(g)	Ports	Minimum2 USBPorts,1HDMI Port
(h)	Operating System	Windows 10 with genuine licence Preloaded with Media.
(i)	NetWorking facility	Integrated10/100/1000 GbELAN
(j)	Warranty	12 months.
(k)	Software	MS Office 2010 Standard or Latest, Antivirus for Three years and softwareto view yard simulation and report including fault reports particular to station
(l)	Printer	Reputed make Laser Black & White Printer cum Scanner cum copier loaded with 1 Set of toner. (Model to be approved by Engineer-In-Charge prior to supply)
(m)	Furniture for Operator	Computer cum printer table top size1200 mm x 750 mm x 750 mm, 2 keyboards pull out tray, Drawer & Shelf, Computer Chair as suggested by Engineer– in – charge.
(o)	Pendrive	Minimum128GBpen drive

13. DualCardE1toSerialPortConverterfornetworkingof Data Logger

SuitabletoinsertintheexistingDataLogger/FEPEurorack.

ack. Features:

- DTE SIDE: Asynchronous (RS232).
- DCE SIDE: 4 wire E1 communications (G.703) Linespeed 2.048 MBPS.
- 2 No's DTE Ports and 2 No's DCE Ports.
- Line Impedance: 120 Ohm (Balanced)
- LED Indications: Power, E1 Sync, Test, Error, TD, RD and Health.
- In-built BERT tester.
- Supports following loopback tests for diagnostic purpose.
- Remote loopback test.
- Local loopback test.

E1 interface

- Standards Compliance: ITU-TG.703.

	<ul style="list-style-type: none"> • E1 Transceiver chipset should comply with ITU-T G.736 and G.823. • Interface rate: 2.048 Mbps \pm 50 ppm. • Line Coding: HDB3. • Line Isolation: 1500 V (RMS). <p>RS-232 port</p> <ul style="list-style-type: none"> • Standards Compliance: EIA RS-232C • Interface Types: RS-232 • Signal: TXD, RXD, GND • Baud Rate: Up to 57600 bps (autobaud) • Asynchronous serial <p>Electrical & Mechanical:</p> <ul style="list-style-type: none"> • Input Voltage: 5 VDC • Power Consumption: less than 2 W • Operating Temperature: -10°C to +70°C • Storage Temperature: -10°C to +70°C • Euro rack insertable.
5.8	<p><u>Specifications and Requirements of Modified KLCR</u></p> <p>Modified Key Lock Relay working with 24 V DC ACI INTEGRA Make with Different word combinations Contact configuration 4F/4B with manual pushbutton. Sample to be get approved before supply of material (inspection by Consignee)</p>
5.9	<p><u>Specifications and Requirements of Tag Blocks:-</u></p> <p>160/200 Way Tag Blocks with PVC cover as per the requirement as per (IRS:S-77/2006 rev.1) or latest and drawing no. SA-24751 & 52.</p>
5.10	<p><u>Specifications and Requirements for Relay/CT Racks:</u></p> <p>The racks shall be supplied as per the CSTE's drawings. The drawings to be followed are: CSTE- 6028 for relay rack, CSTE-5004, 5005, 5006 for CT rack. In addition to the drawing parameters following shall also be compiled.</p> <ol style="list-style-type: none"> 1. Until and unless it is specifically mentioned, all the racks shall be supplied with IDF arrangements. 2. The Scaffolding should include 20% extra (with minimum 2 Relay Rack positions). 3. All the cables shall be guided on proper ladders. All these ladders shall be supplied by the contractor. 4. The cable supporting L-angles on the back side of the Relay Racks shall be of sufficient length (minimum 250 mm) to cover all the cables. 5. For all the relay racks each row shall be supplied with one string rod (properly insulated by sleeves) for the cable dressings. 6. The CT Racks shall also be supplied with proper size string rods to support cables at the back side..
5.11	<p><u>Specifications and Requirements for Disconnect Terminal Block:-</u></p> <p>Disconnect Terminal Block, Screw less type, as per RDSO Spec. No. RDSO/SPN/189/2001 With latest amendments. (i) Disconnect Terminal Block, Screw less type, 4-wire front entry (Two in-put & Two output) The colour will be decided by Engineer-in-Charge. (Preferably In Blue, Red & Grey Colors in the ratio of 1:2:3)</p> <p>(ii) Supply of End plate for above item (i) 2.5mm/0.091 in thick as per site requirement.</p> <p>(iii) Supply of End Stopper for above item (i) 10mm/0.0394 in width as per site requirement.</p> <p>(iv) Supply of Carrier Rails for above 35mm x 7.5mm, 1mm/0.039 in thickness un-slotted type as per site requirement.</p>
5.12	<p><u>Specifications and Requirements for Multi-core indoor cable:-</u></p> <p>PVC Insulated Railway Signaling multi-core Indoor Cable 1x60x0.6mm dia conforming to</p>

IRS:76/89(Amd3)or latest.

PVC insulated Railway Signaling multi-core Indoor Cable 1 x 40 x 0.6 mm dia conforming to IRS:76/89 (Amd3) or latest.

PVC insulated Railway Signaling multi-core Indoor Cable 1x24x1mm dia conforming to IRS:76/89 (Amd3) or latest.

5.13 Specifications and Requirements for Signaling Indoor Single core wire:-

PVC insulated Railway Signaling Indoor Single core wire conforming to IRS 76/89 (Amd3) or latest. Of size 1 x 0.6 mm & 1 x 1 mm

Note:-Wire Colors shall be decided by engineer-in -Charge

5.14 Specifications and Requirements for Power wire:-

Flexible cable (Power wire), multi-strand copper conductors cross section 1x6 Sq.mm.(85 conductors each diameter 0.30 +/-0.01) as per IS 694/1990 with insulation thickness of 0.80 mm nominal conductor resistance 3.30 ohms/km and test parameters are as per IRS (S) 76/89.

Flexible cable (Power wire), multi-strand copper conductors cross section (1x16 Sq.mm). 101 Conductors each diameter 0.45 + 0.01 as per IS 694/2010 with insulation thickness of 1.2mm nominal conductor resistance 1.127 Ohms/Km and test parameters as per IRS(S) 76/89.

All the power wires shall be supplied as per IS specification no. IS 2465/1984 & IS 694/1990 with test parameters as per IRS (S) 76/89.

Sr No	Area in Sq mm	Total no. of conductors	Dia of each conductor in mm (+/-0.01)	Insulation thickness in mm	Nominal conductor resistance in Ohm/Km	Current rating
1	6	85	0.3	0.8	3.3	35
2	10	141	0.3	0.8	1.91	45
3	16	226	0.3	1.0	1.21	62
	16	126	0.4	1.0	1.21	62
4	25	354	0.3	1.2	0.78	80
		196	0.4	1.2	0.78	80
5	35	495	0.3	1.2	0.554	102
		276	0.4	1.2	0.554	102

5.15 Specifications and Requirements for Fuses:-

Indicating type low voltage non-deteriorating fuse link as per IRSS-80/92. 0.6 Amp

Indicating type low voltage non-deteriorating fuse link as per IRSS-80/92. 1.6 Amp

Indicating type low voltage non-deteriorating fuse link as per IRS S-80/92. 6

Amp Indicative type Fuse base/ holder with cap, suitable to G type fuse of capacity 0.63A - 3.0A. 0.6 Amp

Indicative type Fuse base/ holder with cap, suitable to G type fuse of capacity 0.63A - 3.0A. 1.6 Amp

Indicative type Fuse base/ holder with cap, suitable to G type fuse of capacity 0.63A - 3.0A. 6 Amp

The G type fuse base and links in the fuse strip shall be of any of the following make

MALNAD or RAPID or SYSTEM ENGINEERING WORKS. Approval of railway's Engineer In Charge may be taken before supply of material

5.16

Specifications and Requirements for Fuse auto changeover system:-

This specification for Fuse Auto Changeover System for use in Railway Signaling is RDSO/SPN/209/2012 Rev.2

Supply, Installation, Testing and Commissioning of Automatic Fuse Changeover & Fuse 'Blown Off' Indication system in some of the Signaling Installations for Improvement to system Reliability.

This specification lays down the requirements and tests of Fuse Monitoring & Automatic Changeover System for Railway S&T Installations.

The changeover system covered in this specification is suitable for changing over to the spare fuse automatically when the main fuse in the signaling system is blown. At every changeover Auto/Visual indication will appear

The system covered under this system shall work on 110V AC. Alternatively supply of 24V DC can also be provided if required.

The system shall be modular by design and each module of the system shall have capacity for monitoring either of the following

TYPE-I: 32 nos. of external Non Deteriorating Type or „G' type fuses from 0.6 Amp to 4 Amp capacities which are in signaling circuits. System shall have 8 cards with monitoring arrangement of 4 fuses in one card.

TYPE II: 24 no. of external Non Deteriorating Type or „G' type fuses from 4 A to 10 Amp capacities generally used for point operation circuits. Such a system shall have 6 cards with monitoring of 4 fuses in one card.

All fuses being monitored by one card will be of the same supply having common ground. It should be possible to combine more than one such system for monitoring of more no. of such fuses in the entire installation

The system shall be capable of monitoring fuses with system voltage of the fuse circuit as 12V, 24V, 60V or 110V DC/AC.

Standby fuse shall come in circuit only after blowing off the main fuse and should be out of circuit when RESET switch is pressed after replacement of main fuse.

WARRANTEE:

The supplier shall give a warranty of 24 months from the date of supply for the equipment supplied under this specification.

SCOPE OF SUPPLY

The system shall be supplied along with all standby fuses placed in the system. In addition to it, spare quantities of 100% fuses of each type shall also be supplied along with the system. Extender fixing

plates as per clause 1.1 of RDSO specifications shall also be supplied in case the system is to be installed in existing relay rack instead of a standard 19 inch rack

5.17

Specifications and Requirements for Auto changeover Power Panels suitable to change over between three incoming Three phase 230V:-

- Auto changeover Power Panels suitable to change over between three incoming Three phase 230V supplies with signaling supply distribution arrangement, voltage sensing relays, MCB's, fuses & contactor Unit as per Drawing No. DRM/SG/743 or drawings issued by the Officer in charge of the work
- First of all load calculations shall be done and get it verified from Railway officials; accordingly designing of power panel shall be planned.
- All the contactor relays shall be of SIEMENS or reputed make.
- All the MCBs if used shall be of SIEMENS or LA GRAN. These MCBs shall be of self-restoring type i.e. restoring to initial position after normalisation of current to its normal value.
- All the fuses shall be D type fuses
- For a 4-6 line station all the wiring shall be carried out by min 25 sq-mm multi-strand

	<p>flexible copper wire. The neutral shall be wired by 25 sq mm multi-strand flexible copper wire. In addition to this off load requirements justify higher grade wiring, contractor shall be bound to provide as per the drawing issued to him at the time of supply.</p> <ul style="list-style-type: none"> All the wires shall be terminated with proper copper lugs on WAGO type terminals of proper size. <p>Note:-</p> <p>i). Items include supply of 10 spare fuses of each type, 1 contactor relay of each type & 1 MCB of each type used in the panel.</p> <p>ii). Program switches & wire to be supplied based on current requirement.</p> <p>iii). The cabinet of Auto changeover shall be powder coated & as compact in size as possible.</p>
5.18	<u>Specifications and Requirements for Program switches:-</u>
	Program switches, snap action, base mounting type along with acrylic cover and mounting bracket, 63A, 9 poles, and 3 positions make Siemens/Thakur or Similar..
5.19	<u>Specifications and Requirements for Conventional Power supply equipments & Automatic Changeover unit:-</u>
	<p>Transformer/ Rectifier as per IRS S-91/93 (Amdt-1) or latest for Points 230V AC/ 120V DC/40A. Transformer Rectifier set with output voltage 140-160V shall be provided for operation of points as per revise policy dtd 06.03.2023 for Point operation</p> <p>Transformer/ Rectifier as per IRS S-91/93 (Amdt-1) or latest for Relay Internal 230V AC/ 60V DC/ 60A</p> <p>Battery Charger For Railway S&T Installations IRS:S-86/2000 (Amd.4) or latest.</p> <p>SITEL' Primary Cells (Dry, Lachlanche Type) For Railway S&T Installations IRS:S-95/96 (Amd. 1)</p> <p>Low Maintenance Lead Acid Stationary Secondary Cells For S&T Installations IRS:S-88/2001. TRANSFORMER 230v/110 V 1KVA to 5KVA IRS:S-72/88 (Amd.2)</p> <p>DC-DC Converter For Railway S&T Installations IRS:S-96/2000.</p> <p>Inverter For Railway Signalling Installations For „On- Line' Applications IRS:S-82/92 (Amd. 2) Ferro Resonant Type Automatic AC Voltage Regulator For Railway signalling Installations IRS:S-74/89 (Amd. 6) or Latest amendment shall be applicable.</p>
5.20	<u>Specifications and Requirements for Earth Leakage Detector:</u>
	<p>Earth Leakage Detector as per RDSO/SPN/256/2002 with latest amendments.</p> <p>The basic detector unit shall comprise of 12 channels, for use on signalling circuits of 110V AC/DC and/or 60V/24V/12V DC as ordered by purchaser. If the detector is required for a smaller number of channels, dummy plates shall be provided. For additional requirements, an add-on /expendable cabinet may be used. The voltage specified shall be provided with +25% and - 10% tolerance.</p> <p>Audio alarm circuit of the detector shall be common to all the detecting circuits. Individual visual indication e.g., red light on the plug in units, shall be provided for each detecting circuit. The leakage detecting relay shall be individual for all detecting circuits.</p> <ul style="list-style-type: none"> Switches, knobs, push buttons, lamp indicators, metres terminals, resistances, capacitors, counters and other components shall be of industrial grade, LCSO/DOT approved to the extent feasible. Mounting of these components shall be elegant and easy for operation, adjustment and maintenance. All components and wirings shall be easily accessible for maintenance but no electrical conducting part shall be accessible externally. Arrangements for proper ventilation of all heat radiating components shall be provided. The transformers used in the detector shall conform to IS:6297. The cabinet of basic 4 channel ELD shall be suitable for mounting in 19" rack

5.21	<u>Specifications and Requirements for Furniture:</u>																																																																												
	<p>Model / Make and drawing if any may be got approved from Railway Engineer Incharge before supply of material</p> <ul style="list-style-type: none"> Office Chair makes Godrej CH-7B or similar of reputed brand. Office table with laminate top with three drawers on left hand side and one locker on the right hand side. Olive brown with duplicate keys. Make: Godrej Model T-9 or Similar of reputed brand. Steel Plain Almirah with 4 adjustable shelves Size: 1980mm height, 915 mm width and 485 mm depth. Make: Godrej Storewell Plain Large or Similar of reputed brand. INDUSTRIAL LOCKER SIZE 78"H X 36"W X 19"D WITH 12 LOCKERS .LOCKER SIZE: 455MM H X 305MM D. Office Revolving Chair Godrej Make Model No. 9u02r Bravo Or Similar of reputed brand. 																																																																												
5.22	<u>Specifications and Requirements for Fire extinguisher:</u>																																																																												
	<p>BIS listed a semi automatic stainless steel fire extinguisher with UL./BIS approved clean gas with auto manual reverse stainless steel valve NASA 400 MAR having capacity 4Kg and made of stainless steel 304 grade with Indian railway logo on each unit as per specification attached. Make NASA or similar. Accepted Make "NASA" or similar</p>																																																																												
	<table border="1"> <thead> <tr> <th>Sr.No.</th><th>ITEM</th><th>DETAILS</th></tr> </thead> <tbody> <tr> <td>01</td><td>Certification</td><td>BIS Approved (CM/L- 7200017592) IS 15683:2018</td></tr> <tr> <td>02</td><td>Main container</td><td>SS-304 GRADE Cylinder with 1.2mm thickness</td></tr> <tr> <td>03</td><td>Valve Body</td><td>Pressure Die-Casted CF8 (Stainless Steel 304)</td></tr> <tr> <td>04</td><td>Discharge Mechanism</td><td>Leak Proof Auto Shut Off Mechanism</td></tr> <tr> <td>05</td><td>Extinguishing Agent</td><td>UL listed HFC-236 fa</td></tr> <tr> <td>06</td><td>Delivery Method</td><td>Nozzle with flexible hose pipe</td></tr> <tr> <td>07</td><td>Delivery Mechanism</td><td>SS-304 GRADE convergent nozzle</td></tr> <tr> <td>08</td><td>Usage</td><td>Multiple times use, till the last drop</td></tr> <tr> <td>09</td><td>Pressure gauge</td><td>Diaphragm/Bourdon type</td></tr> <tr> <td>10</td><td>Cylinder Pressure</td><td>14 bar</td></tr> <tr> <td>11</td><td>Safety Lock pin</td><td>SS-304 GRADE</td></tr> <tr> <td>12</td><td>Test Pressure</td><td>35 bar</td></tr> <tr> <td>13</td><td>Range</td><td>3-4 metres</td></tr> <tr> <td>14</td><td>Operating Temperature Range</td><td>-30°C to 60° C</td></tr> <tr> <td>15</td><td>Capacity</td><td>4 Kgs</td></tr> <tr> <td>16</td><td>ISI Rating</td><td>2A 34 B</td></tr> <tr> <td>17</td><td>Tests</td><td>As per BIS standards</td></tr> <tr> <td>18</td><td>Conductivity</td><td>Non-conductive up to 100 kv</td></tr> <tr> <td>19</td><td>Warranty</td><td>10 years* or until tamper-seal is broken</td></tr> <tr> <td>20</td><td>Discharge Time</td><td>Minimum 13 Seconds</td></tr> <tr> <td>21</td><td>Accessories</td><td>Heavy duty wall mounting bracket</td></tr> <tr> <td>22</td><td>Average discharge percentage</td><td>≥98%</td></tr> <tr> <td>23</td><td>Total weight</td><td>7.3kg Approx.</td></tr> <tr> <td>24</td><td>Empty</td><td>3.3 kg Approx.</td></tr> </tbody> </table>	Sr.No.	ITEM	DETAILS	01	Certification	BIS Approved (CM/L- 7200017592) IS 15683:2018	02	Main container	SS-304 GRADE Cylinder with 1.2mm thickness	03	Valve Body	Pressure Die-Casted CF8 (Stainless Steel 304)	04	Discharge Mechanism	Leak Proof Auto Shut Off Mechanism	05	Extinguishing Agent	UL listed HFC-236 fa	06	Delivery Method	Nozzle with flexible hose pipe	07	Delivery Mechanism	SS-304 GRADE convergent nozzle	08	Usage	Multiple times use, till the last drop	09	Pressure gauge	Diaphragm/Bourdon type	10	Cylinder Pressure	14 bar	11	Safety Lock pin	SS-304 GRADE	12	Test Pressure	35 bar	13	Range	3-4 metres	14	Operating Temperature Range	-30°C to 60° C	15	Capacity	4 Kgs	16	ISI Rating	2A 34 B	17	Tests	As per BIS standards	18	Conductivity	Non-conductive up to 100 kv	19	Warranty	10 years* or until tamper-seal is broken	20	Discharge Time	Minimum 13 Seconds	21	Accessories	Heavy duty wall mounting bracket	22	Average discharge percentage	≥98%	23	Total weight	7.3kg Approx.	24	Empty	3.3 kg Approx.	
Sr.No.	ITEM	DETAILS																																																																											
01	Certification	BIS Approved (CM/L- 7200017592) IS 15683:2018																																																																											
02	Main container	SS-304 GRADE Cylinder with 1.2mm thickness																																																																											
03	Valve Body	Pressure Die-Casted CF8 (Stainless Steel 304)																																																																											
04	Discharge Mechanism	Leak Proof Auto Shut Off Mechanism																																																																											
05	Extinguishing Agent	UL listed HFC-236 fa																																																																											
06	Delivery Method	Nozzle with flexible hose pipe																																																																											
07	Delivery Mechanism	SS-304 GRADE convergent nozzle																																																																											
08	Usage	Multiple times use, till the last drop																																																																											
09	Pressure gauge	Diaphragm/Bourdon type																																																																											
10	Cylinder Pressure	14 bar																																																																											
11	Safety Lock pin	SS-304 GRADE																																																																											
12	Test Pressure	35 bar																																																																											
13	Range	3-4 metres																																																																											
14	Operating Temperature Range	-30°C to 60° C																																																																											
15	Capacity	4 Kgs																																																																											
16	ISI Rating	2A 34 B																																																																											
17	Tests	As per BIS standards																																																																											
18	Conductivity	Non-conductive up to 100 kv																																																																											
19	Warranty	10 years* or until tamper-seal is broken																																																																											
20	Discharge Time	Minimum 13 Seconds																																																																											
21	Accessories	Heavy duty wall mounting bracket																																																																											
22	Average discharge percentage	≥98%																																																																											
23	Total weight	7.3kg Approx.																																																																											
24	Empty	3.3 kg Approx.																																																																											

		nderweight				
	25	ProductDimensions(HXW XD)	525X335X160mm			
	26	CleanGasShelf Life	10 Years			
	27	MAKE	MAKEININDIA			
5.23	Specifications and Requirements for MSDAC with MSDAC installation, Transportation, Testing and Commissioning					
5.23.1	Multi section digital Axle Counter (MSDAC) system shall comprise of Axle detectors, DAC field unit, mushroom housing for track side electronics, Central evaluator, MSDAC VDU as Reset unit, track clearance relay– unit for each track section, event logger, diagnostic terminal and line verification box confirming to RDSO specification no. RDSO/SPN/176/2013, Ver.3 or latest (Inspection by RDSO).					
5.23.2	For ease of maintenance, only one uniform make of MSDAC is to be supplied and installed in this Project. The vendor should be in the RDSO approved list of vendors. DetailsBreakupofItem b“SupplyofMaterialsofMSDAC” tobegivenbysuccessfultenderer.					
	Sr. No.	Descriptionofitems	Units	Qty.	BaseRate	Total Amount
	A	Main EISystem				
	(i)					
	(ii)					
	B	Supplyof10%Essential spare of the MSDAC equipments				
	(i)					
	(ii)					
		TotalAmount(Awarded cost)				
NOTE:1)ThetotalamountmustbeequaltotheawardedcostofMSDACsupply, 2)SpareofMSDACshallbesuppliedaftercompleteinstallationofMSDACsystemand instructionofengineerincharge.						
5.23.3	MSDACevaluator toevaluatorconnectivityshallbecapabletoworkonbothQuadand OFCasperavailabilityofcommunication linkprovidedbytherailways					
5.23.4	OEM supplied / certified Pre-fabricated Rack with power supply arrangement for Evaluator (inspection byRDSO) which is to be supplied alongwith the system as per RDSO specification no.RDSO/SPN/176/2013Ver.3orlatest. HousingofEvaluatorstobesuppliedasper station/autohutspecific requirements as perRDSO specification.					
5.23.5	ManualresettingofMSDACtracksshallbeasperclauseno5.4ofRDSO/SPN/176/2013ver 3.0.IndustrialgradeVDUbasedmanualresettingsystemshallbeused.VDUshallgivea number of counts of manual resetting of MSDAC track sections. Alternatively, in extreme conditions, use of reset boxes can be permitted with specific approval of PCSTE. All reset boxes shall be provided in 19” standard 42U or suitable size rack of Rittel orsimilarmake. Sizeofreset boxes can bemodified to suit local requirements ofavailabilityof spaceinexistingrooms.Inthismethod,theelectromechanicalnon-resettablecounteronreset box shallindicatethemanualresetof axlecountertracksection.					
5.23.6	OEMsuppliedLineVerificationBoxesasperdrawingno.RDSO/S/20002.(Inspectionby RDSO).AdequatenoonlineverificationboxestobeprovidedasperSIPandgeographical					

	grouping of track sections based on operation and visibility.
5.23.7	One event logger shall be provided to give no count of Auto and manual resetting commands of MSDAC for each track section.
5.23.8	OEM supplied/ certified Mushroom cover/ Half apparatus case(s) (If required for installation) for track-side equipment/each detection point housing (Inspection by RDSO for OEM supplied/ certified Mushroom cover; consignee for half apparatus case). Quantity of the Mushroom Cover/Half apparatus case shall be the same as that of detection points. However, if RDSO declines, it will be inspected by an authorised representative of the Railway's Engineer. Housing of track side electronics shall be as per RDSO specification. Due to space constraints between lines, track side electronics shall not be mounted in conventional location boxes used by Railways for cable terminations.
5.23.9	OEM recommended lightning and surge protection devices for all sub-systems as per RDSO specification no RDSO/SPN/144/2006. (Inspection by RDSO).
5.23.10	Housing of Evaluators, Connectors, DC-DC converters, fixtures, Ethernet switches, surge protection device, Timer, Q series Relays, all necessary cable and clamp set etc. and all other material required for VR relay pick up to be provided by the OEM.
5.23.11	Evaluators are to be kept at the station relay room.
5.23.12	<p><u>Supply of Event logger (In-Built) & diagnostic terminal with monitoring software</u></p> <p>Event logger Diagnostic PC (Inspection by consignee) - as per following specification:</p> <ul style="list-style-type: none"> o Processor: Intel Core i3, 3.1 GHz Processor or Higher o RAM: 8 GB RAM o HDD: 512 GB SSD (Minimum) o Ports: 2 USB-3.0, 2 PCI slot o Screen: 21" 1920x1080 LED or better. Network interface: Integrated 10/100/1000 GbE LAN o Wireless: 802.11 a/b/g/n Wi-Fi and Bluetooth o Keyboard & Optical mouse o RS-232 Compatible in-built Modem o OS: Windows 10/11 with Antivirus for three years, with spare copy to cater system breakdown. o Warranty: 2 years' OEM warranty <p><u>NOTE: NMS software for MSDAC shall be provided for remote monitoring at CONTROL ROOM</u></p> <p>Above mentioned is the basic minimum requirement; however, the system shall be as per actual requirement stated and approved by engineer in-charge prior to supply.</p>
5.23.13	10% spare equipment i.e. cards/modules/evaluator module/backplane/relays/TX Rx coils/track side junction box etc. shall be supplied for each station / auto section. (Fraction to be rounded off to the higher whole number)
5.23.14	Materials, which are not in the list of RDSO, shall be inspected by the Consignee.
5.23.15	The warranty of the equipment should be 12 months after commissioning the system.
5.23.16	<p>Railway will supply the details of track sections and location of the evaluator(s) to the supplier. The supplier will submit the following documents along with the offer.</p> <ol style="list-style-type: none"> a. 6 quad cable lying plan b. Cable length of each track device shall be 5 metres/10 metres in the ratio of 50:50 (as per requirement at field).

5.23.17 Supply of OEM toolkit (Three sets to be supplied)

The toolkit should be supplied/certified by the OEM confirming to RDSO specification no. RDSO/SPN/176/2013 Ver.3 or latest.

Note: 1.

- a. One set consists of Digital multimeter, dummy wheel, sensor mounting tool, spanner, screw driver set, all tools for mounting and adjustment of track equipment, Marking Jig and dummy wheel with each 30 DPs and any other specialised tools and measuring instruments required for safe and reliable adjustment and all types of maintenance of equipment as suggested by the OEM.
- b. The list of tool kits shall be submitted by the OEM along with the offer.

5.23.18 Supply of documents:

Two copies of the following shall be supplied:

- a. Instruction Manual.
- b. Installation & maintenance manual including Dos & Don'ts.
- c. Mechanical drawings of each sub-system/rack.
- d. Schematic block diagram showing mounting arrangement of various components & details of each type of assembled PCB.
- e. Troubleshooting procedures along with test voltages and waveforms at various test points in the PCBs.
- f. Pre-commissioning checklist.
- g. OEM audit inspection certificate.

5.23.19 In addition to the documents supplied above following documents shall be submitted in Hard copy and soft copy in PDF format by the agency to the field unit for approval before commencement of actual work.

- a. Quad allocation plan.
- b. DP plan and rack wise central evaluator allotment plan based on SIP provided by Railway S.
- c. Evaluator summary, DP summary and evaluator communication summary.
- d. Wiring Diagram.
- e. MSDAC DP connection between CTRs.
- f. Resetting arrangement through MSDAC VDU.
- g. For each track section, relay drive evaluator, direct DP and indirect DP connected to the evaluator to be shown in a tabular format.

Pre-commissioning checklist, OEM audit inspection certificate and other technical information regarding MSDAC supplied (One copy for each evaluator)

5.23.20 Training Requirement:

- a. Training on installations, maintenance & troubleshooting shall be imparted to Railway Personnel at site or at OEM's premises (10 man-days for 30 DPs or part thereof).
- b. Training shall be organised for OL and Project staff & officers through the OEM/agency before commencement of work and proper record shall be maintained.
- c. During programming, testing and commissioning one more round of training shall be organised for the OL staff to have a better understanding of the product going to be commissioned.

During the training each of the attendee shall be given a copy of the training manual and copies of the approved document without any exception.

MSDAC Transportation, Installation, Testing and Commissioning**5.23.21** The installation of the supplied MSDAC equipment has to be carried out as per RDSO specifications, approved DP Plans and requirements of the Railways. The Railways

	requirement regarding the installation activity is as follows:		
5.23.22	Transportation, Installation, Testing & Commissioning Multi-section digital Axle Counter (MSDAC) as per approved SIP with Reset unit, Relay unit, Evaluator(s), line verification boxes, Power supply, event loggers, diagnostic terminals, programming etc with supply of all necessary cable, connectors, fixture, clamps. All installation equipment to be transported safely in packed cover with sub components name and quantity mentioned on the cover.		
5.23.23	Installation of track device, at the markings provided by the OEM representative along with site engineer as per the approved DP plan.		
5.23.24	For laying of transmitter and receiver cable, digging of trench, track crossing, laying of anti – rodent, anti – oxidant and non – flame propagating type Double Walled Corrugated (DWC) pipe of 38 mm inner dia and 50 mm outer dia, and all other accessories as per site requirement. All materials to be supplied by the OEM.		
5.23.25	Cable connected to the Counting Head shall be suitably clamped with rail with sturdy clamp for protection against vibrations. Material of the clamp shall be suitable so as to protect against environmental hazards. Nuts and bolts shall be provided with lock seals to avoid them getting loose.		
5.23.26	Cable termination at the DP mushroom / location box/ EJB, as the case may be, to be done by the Contractor both sides, track side as well as relay room side, with Contractor's own materials including terminals, if required.		
5.23.27	Deflector plates to be installed on both sides for protection of sensors.		
5.23.28	No power cables shall be provided by the Railways. The Railways will provide Quad cable between the proposed DP marking and the relay room CT rack, with Quad cable terminated on the terminals on the CT rack.		
5.23.29	It shall be capable of transmission of axle counts, health status and other information between field units & central evaluator on a transmission link. The transmission link, in case of copper cable, shall be 1/2 quad telecom cable or 1 pair in PIJF cable or use 2 pairs of cable to reduce the track side electronics or one 2-wire voice channel in case of OFC. The rate of transmission should be a minimum 1200 baud.		
5.23.30	The design of installation should strive to achieve maximum availability of signaling for train operation. As far as possible, line wise evaluation to be the norm for design, except in unavoidable situations. However evaluators of system 1 and system 2 must be separate.		
5.23.31	Contractor has to do installation of Central Evaluator in the relay room at , wiring from CT rack to Central Evaluator, installation and wiring of the MSDAC VDU, LV box (at stations, if required) and associated power supply wiring. All wiring material including for power supply to be supplied by the Contractor.		
5.23.32	Wiring from CT rack to evaluator rack to be done with shielded cable of minimum 0.9 sq mm dia, all supplied by the Contractor. Indoor wiring from Evaluator to the K rack / CT rack to be done normally on ladders, channels or in any other manner determined by the Authority's Engineer. The cables shall be neatly tied / laced. The cable supports shall be so spaced to avoid sagging.		
5.23.33	Power supply cable from Power Distribution Board to the Central Evaluator should not be less than 16 Sq mm PVC wire		
5.23.34	For each installation / location of the evaluator the supplier should give following information regarding power requirement.		
	S N	Supply voltage nominal with range	Load requirement in ampere
5.23.35	For MSDAC, Maintenance free earthing shall be provided at each EJB/DP irrespective of question of its requirement by OEMs of MSDAC. Armouring of quad cables shall be earthened		

	with this maintenance free earth. This includes supply & installation of maintenance free earth materials and exothermic bonding and other connecting cable etc. as per Railway practice (As per RDSO Spec no: RDSO/SPN/197 ver. 1 or Latest).
5.23.36	Track clearancerelay to be picked up for each track section.
5.23.37	Installation of Event logger & diagnostic terminal with monitoring software at Maintainers room and connectivity from evaluator to Diagnostic terminal
5.23.38	Installation of Event logger & diagnostic terminal with monitoring software at Maintainers room and connectivity from evaluator to Diagnostic terminal
5.23.39	All empty slots in the card-file shall have dummy cards fitted to prevent entry of lizards, etc
5.23.40	All resetting to be preparatory type only.
5.23.41	Manual Reset through separate MSDACVDU with Line verification. In case of failure of Auto RESET, manual resetting has to be carried out, which resets the failed track sections in the yard under consideration. Line verification (LV) box at station to be provided as per geographical grouping of track sections.
5.23.42	Painting and lettering of all the DPs/Mushrooms/EJBs, Evaluators, Reset Boxes, LV boxes etc installed in the Project. Safeguarding of the equipment till the issue of Provisional Certificate shall be the Contractor's responsibility.
5.23.43	Painting and lettering of all the DPs / Mushrooms / EJBs, Evaluators, Reset Boxes, LV boxes etc installed in the Project. Safeguarding of the equipment till the issue of Provisional Certificate shall be the Contractor's responsibility.
5.23.44	Safeguarding of the equipment till the issue of Provisional Certificate shall be the Contractor's responsibility.
5.23.45	QUALITY AUDIT OF INSTALLATIONS: The Contractor shall arrange for a quality audit of installation by authorised representative of manufacturer for Electronic Equipments AXLE COUNTERS, MUX, Data-logger, ELD etc. who will certify that the installation has been done as per OEM's specification & standard practices and pre-commissioning checklist/guidelines issued by RDSO from time to time. The Contractor should also submit a certificate issued by OEM Stating "That quality and integrity of the installation (Electronic Interlocking System) remain the complete responsibility of the OEM, Any deficiency pointed out later should be rectified free of cost by OEM."
5.24	<u>Specifications and Requirements for Electric point machine:</u>
5.24.1	Electric point machine, non-trailable type conforming to RDSO Spec no. IRS.S.24/2002 amendment no.1 or later with the following parts:- (a) 220mm throw with interlocking for operation of the point as per RDSO Drg.no.S-11000 with AC immunity of 160 volt (RMS), 50HZ. (b) Clamp point lock 60kg for B Gas per RDSO Drg no.S-3395A. (c) Switch extension Bracket (p brkt) and insulation plates as per RDSO Drg.no S-3591, 3592 & 3593. (d) Detector rods (long & short) as per RDSO drgno.S-3594-95, Lock rods (long & short) as per RDSO drg no.S-3596-97. (e) Droplugs as per RDSO drgno S-3598 including all insulation and accessories.
	NOTE:- <ul style="list-style-type: none"> The point machine shall be supplied with one junction box and two no. of telescopic pipes for each machine. One set of machine toolkits shall be supplied with every 8 no of machines. The point machines shall be supplied after receiving the Confirmation about the type of machines to be used in the section from the Officer in Charge of the work. It shall be kept in mind that the machines shall be supplied that it should not require changing the track side

	arrangements in the holes and other assemblies of the point.
5.21.2	Point insulation Complete set as per RDSO specification IRS: S-40/84 for switch bracket, Split Stretcher bar & Gauge tie plate (52 Kg/ 60 KG as per site requirement)
5.21.3	Gauge Tie plate nylon insulation as per RDSO drg no. T-10372 Alt 2 T-10368 T 10371 Alt 2, T-15083/88/Alt-2 & T-11690/Alt-2 and to the spec IRS: S-40/84 with latest amendments as applicable
5.21.4	Ground connections, complete set suitable for IRS type / approved point Machine for ordinary turnout with tongue attachment insulation and other insulation as per RDSO Drg. S/3361@47>47@63 (for IRS type point machine) or RDSO Drg No. SA-9151/52 (for Siemens point machine) with latest amendments. However the ground connections shall be procured only after confirmation from Railway engineer as per site condition/type of machine/turnout.
5.25	<u>Specifications and Requirements for Laminated Ply Sheet:-</u> Phenolic laminated Sheet, grade P3 in standard size of 1220X 1220x10mm as per spec. No. S 2036 of 1995 or latest. Test report of manufacture to be supplied.
5.26	<u>Specifications and Requirements for Colour Light Signal Complete:-</u> The signal post shall be supplied as per the specifications IRS: S6 & RDSO Drg. No. SA-24625 (Advance). The drawing for Signal base (140mm Tube) shall be As per IRS S-10 & RDSO Drg. No. 2011/M with latest assembly and the drawing for the Anchor bolts shall be SA-116A/M. Ladder Assembly, as per RDSO Drg. No. SA-23156 In addition to the drawing the maintenance Platform shall also be supplied at the time of installation. All the MS structures like maintenance platform, bracket, ladder etc shall be of MS with thickness not less than 5mm. Signal Front Staging Complete Assembly for CLS Unit. (6). Signal back staging as per extent WR Practice Note: Height of the Post shall be 5.5 Mtr. Long Galvanization is providing this item before supply.
5.27	<u>Specifications and Requirements for Offset Bracket:-</u> Offset brackets for Main Signal, made of tubular steel, outer diameter 140 mm, thickness of pipe 1.5 mm. horizontal length of pipe 545 mm & vertical length of pipe 324 mm with fixing arrangement on Main Signal post as per Drawing No SW/554/G/R Offset brackets for Shunt Signal, made of tubular steel, outer diameter 89mm, thickness of pipe 1.5 mm. Galvanization is providing this item before supply.
5.28	<u>Specifications and Requirements for Signal Units:-</u> The signal units shall be supplied as per the RDSO specifications / drawing no. IRS: S-26-61. or DRM/SG/1021(I) latest with latest amendments. The RDSO drawings for the signal units are a. Four aspect unit SA 23001 (with SINGLE door) b. Two aspect unit SA 23003. 2 Asp. LED Signal housing made of SS-304 (1.5mm thick) duly powder coated in black with background plates, prewiring for LED signals, terminal strip, reflective strips on rear side, ventilation and pole mounting attachment the design shall be confirm to IP -54 4 Asp. LED Signal housing made of SS-304 (1.5mm thick) duly powder coated in black with background plates, prewiring for LED signals, terminal strip, reflective strips on rear side, ventilation and pole mounting attachment the design shall be confirm to IP -54
5.29	<u>Specifications and Requirements for Route Indicators:-</u> All the Route Indicators shall be supplied as per the Specifications IRS (S) 66/84 (Amendment 1) AND AS PER THE FOLLOWING DRAWING or latest with latest amendments. 1WAY Route Indicator-Drawing no. CSTE 6238 2WAY Route Indicator-Drawing no. CSTE 6238

	<p>3 WAYRoute Indicator- Drawingno.SA 23403</p> <p>4 WAYRoute Indicator- Drawingno.SA 23404</p> <p>5 Multilamp Route Indicator as perdrawingno. SA 23761</p> <p>Modificationofrouteindicatorfornopivot lamparrangementshallbethere before supply.</p> <p>Any discrepancies in drawing and specification, decision of Railways Engineer in charges will be final</p>
5.32	<u>SpecificationsandRequirementsforCOUnit/A-sign Unit:</u>
	The material shall be supplied as per the RDSO drawing no. SA-23840 or latest with latest amendments.
5.33	<u>SpecificationsandRequirementsforShuntSignal Unit:</u>
	The shunt signal unit, whether with CI base/Hood or with Offset bracket shall be provided as per the RDSO drawing no. SA-23840 or latest with latest amendments.
5.34	<u>SpecificationsandRequirementsforARA Terminals:</u>
	The material shall be supplied as per drawing no. 23741 Alt IV As per specifications no. IRS.S.75/2006(Rev.2) or latest with latest amendments
5.35	<u>SpecificationsandRequirementsforLocationBoxes:</u>
	NER Type SS location boxes (Full) of Spl Grade SS 304 of sizes as per drg. No. DRM/SG/948 dt. 26.01.2011
5.36	<u>SpecificationsandRequirementsforEarth Electrode:</u>
	<p>The normal Earth electrodes shall be supplied as per the drawing no. CSTE-6091 or latest with latest amendments</p> <p>The Maintenance free earth electrode and Bonding Practices, associated compounds shall be supplied and executed as per the RDSO specifications no. RDSO/SPN/197/2008. All other materials for Maintenance free earth shall be provided as per RDSO/SPN/197/2008. Earth pit shall be made preferably of FRP material.</p>
5.37	<u>SpecificationsandRequirementsforHalfroundRCC:</u>
	The RCC pipe along with the collar shall be supplied as per IS No. 458/2003 of NP type. The tenderer shall submit an inspection/test report before supply for prior approval by the Engineer in charge.
5.38	<u>SpecificationsandRequirementsforCableJointingMaterial:</u>
	<p>The cable jointing material for copper cable shall be supplied as Per the RDSO specifications IRS.STC77/2012(rev3) or latest with latest Amendments; and the cable jointing material for</p> <p>OFC shall be Supplied with specification IRS.S.TC81/2000 or latest with latest Amendments.</p>
5.39	<u>SpecificationsandRequirementsforPowerDistribution Board:</u>
	Specifications and Requirements for Power Distribution Board: Fabrication, supply, installation and wiring of power supply of board in IPS room/relay room as per instruction of site engineer and extension of the power supply from IPS to power supply board and from power supply board to MDF board. This includes fixing of ARA terminals, fuse bases, switches etc and termination of power wire/cables. This includes supply of all wiring and termination material except termination & fuses, power & UG cable/wire. Wherever outdoor U/G cables are to be laid that is covered separately. Inspection: Site Engineer
	The 10 mm Hylam board shall be supplied by the contractor.
	This board shall be fixed on a rack supplied by the Railway.
	Rack shall be erected by the contractor. This erection shall not be counted in the erection of relay/CT rack items.
	The fuses with base and copper lug of sizes (may vary from 6-35 sqmm) shall be supplied by the contractor.
	All the fuses shall be of D-type/Wago type.
	All other types of links except the ARA terminals shall be supplied by the contractor.

The minimum material which has to be supplied in this item is as:

1. One 10 mm thick P-III grade hylam board as per 3.77-B above.
2. 6-16 sq mm lugs, quantity 100 no.
3. 25-35 sq mm lugs, quantity 100 no.
4. D-type/Wago fuses with base 2-25 A, quantity 75 in no.
5. D-type/Wago fuses with base 36-63 A, quantity 45 in no.
6. 230 VAC power supply is suitable protection from the acrylic sheet
7. Any other miscellaneous material. Final quantity of above item shall be as per site in charge.

5.40 Specifications and Requirements for DWCP Pipes

The material shall be supplied as per the RDSO Specification No. RDSO/SPN/204/2011 or latest

Double Walled Corrugated (DWC) HDPE Pipe with associated collars etc. anti-rodent & anti-oxidant and non flame propagating type in 6 metres straight length and of size 120 mm outer dia, & 103.5 mm inner dia. (The manufacturers, suppliers must produce a valid IS licence and should be certified under ISO 9000 and shall submit a copy of certificate). One of the following coupling arrangements should also be supplied with each pipe as per the site requirement.

- 1) Suitable snap fit coupler with rubber 'O-Ring
- 2) Spacers
- 3) Tees
- 4) Bend,
- 5) End-cap

DWC pipes shall be marked at every 1 mtr length in such a way that manufacturer's name, vendor name and year of manufacture can be easily identified.

5.41 Technical Specifications of Tool Kit:

SN	Description	Qty	Make
1	Insulated flat plier 150mm	2	Gedore/Jhalani/Taparia
2	Insulated side cutting plier 200mm	2	-do -
3	Combination plier 200mm (Insulated)	2	-do -
4	Insulated stripping plier 150mm	2	-do -
5	Insulated nose-plier 150mm	2	-do -
6	Screwdriver 150x3mm	1	-do -
7	Screwdriver 150x4mm	1	-do -
8	Screwdriver 150x5mm (Insulated)	1	-do -
9	Screwdriver 150x 6mm)	1	-do -
10	Screwdriver 150x 8mm)	1	-do -
11	Screwdriver 250x 8mm)	1	-do -
12	Screwdriver 250x 10mm)	1	-do -
13	Hammer with handle 500 gms	1	Std. Make available
14	Cable knife 4"	1	Std. Make available
15	Brass brush	1	Std. Make available
16	Nylon brush	1	-do -
17	Steel measuring tape 5M	1	Freeman
18	Adjustable screw wrench 6"	1	Gedore/Jhalani/Taparia
19	Adjustable screw wrench 8"	1	-do -
20	Adjustable screw winch 10"	1	-do -
21	Soldering Iron 220V, 50W	1	Soldron

		22	Elementforabove	2	-do -
		23	Bitsfor above	2	-do -
		24	Solderingiron220V,25W	2	do -
		25	Solderwire60/40,18 Swg,400gms	4 rolls	Bharti
		26	Boxspanner5mm	1	Gedore/Jhalani/Taparia
		27	Boxspanner6mm	1	-do -
		28	Boxspanner7mm	1	-do -
		29	Boxspanner8mm	1	-do -
		30	Boxspanner9mm	1	-do -
		31	Boxspanner10mm	1	-do -
		32	ContinuityBuzzer	2	Std.Makeavailable
		33	Screwdriversetconsistingof:-		
			Screwdriver Bits square head 10pcs.Conforming to IS 12168 Part II 1987:25mm and 50mm single head Type SBP 250, 251, 252, 253, 500, 501, 502, 503. one No. each as approved by the Engineer in-charge.		
			Flat head screwdriver bits conforming to IS 12168 Part I: 25mm SBF 253, 254, 255, 256, 258, and 50mm 503, 504, 505, 506, 508. one No. each as approved by Engineer in-charge.		
			Bit Driver 8.0x125mm BD 125=2 No. as approved by Engineer in-charge.		
5.42	Technical Specification of RDPMS-NA				
5.43	<u>Specifications and Requirements for LED Signal Lighting unit:</u>				
	LED Signal Lighting unit should be as per RDSO SPN 153/2011 with latest Amd RED YELLOW/GREEN Signal Lighting unit for main signal as per drg. SA:23002:S23024/M LED Signal Lighting unit for Route indicator as per drg no. SA:23401 with latest Amd and drg:S 23407 LED Signal Lighting unit for Calling ON signal as per drg. SA:24352:S23463. LED Signal Lighting unit for Position light shunt signal as per drg. SA:23840:S 23841				
5.44	<u>Specifications and Requirements for the Installation of Data Logger System:</u>				
A	The data logger system shall be installed at a place as decided by the Officer in charge.				
B	All the wires shall be terminated inside the data logger and at the data logger tag block at IDF by the contractor of the data logger.				
C	The Railway shall terminate the data logger contact wirings (i.e. wirings of potential free contacts) up to the data logger tag block at the IDF rack.				
D	All the subsystems and interfaces required to monitor the digital and analog inputs shall be supplied by the contractor.				
E	The contractor shall also validate all the contacts of digital inputs and all the analog supplies before the signing of RDSO's checklist with the OEM.				
F	All the necessary Operating and Application software shall be loaded in Failure Analysis system and Servers.				
G	Pre-commissioning checklist shall be jointly signed by the Railway's and OEM's representative.				
5.45	<u>Specifications and requirements for the erection of relay rack and cable termination rack:</u>				
A	All the relay rack shall be installed as per the scheme approved by the engineer in charge. All the erection fittings shall be supplied by the contractor as a part of installation.				
B	It is to be ensured that all the major groups shall be installed with proper guide plates. These				

	guideplates shall be supplied by the contractor of its own.
C	Full hylam board shall be used for the cable termination rack to fix the multi-way isolating blocks/wago terminals.
D	Outdoor Cable supporting rack shall be supplied (in numbers) and erected in such a manner that all the cables shall be terminated preferably in one layer. The termination can be done in a maximum of two layers.
E	All the cables terminated with the cable supporting racks shall have armoury earthed.
F	The armoury shall be made exposed at a point and a copper flexible twisted wire (total area 1.5 sqmm) shall be wrapped around the armoury at one end and to the GI/copper rod at the other end.
G	All the armouries, whether steel wires or GI sheets, shall be bent at the end where cable is extracted so that it may not damage the cable conductors in the long run.
H	At the cable armoury end the copper wire shall be soldered in such a manner such that it is tied tightly and is not loose.
I	At the other end also all these earth wires shall be soldered on the copper/GI rod.
J	All these copper/GI rods shall be finally connected to the earthing terminal through 25/16 sq mm copper wire through an AR terminal.
K	The 25/16 sq mm copper wires shall be arranged by the Railway.
L	The earthing and lacing of all the cables shall be done in such a way that each and every cable earth shall be separately identifiable.
M	The area where all earthing of cables are terminated (i.e. area behind the C Track) shall be filled with sand at the cable entry point. The sand shall be filled just up to bottom of cable terminations. All the earthing terminations shall be outside the sand and shall be clearly visible.
N	Full hylam board shall be fixed on the front side of the C Track. The hylam boards are covered in the schedule of supply. On the hylam board the hole shall be done to suit the fixing of wago/other terminals.
O	On the back side of the hylam board the cable conductors shall be supported by the string rod on which insulation sleeves have been provided. The string rods with insulation sleeves shall not be covered in supply items separately. The string rods with insulation sleeves shall be supplied by the contractor as a part of installation of CT rack.
P	Sufficient space as per site in-charges shall be left between two rows of cable terminations so that description-writing work can be furnished.
Q	All the tag blocks shall be fixed on the Racks.
R	Normally 20% space in the relay rack and CTR should be kept free for future expansion.
5.46	<u>Specifications and requirements of Running of Indoor cables, Jumpering, installation and testing and commissioning:</u>
A	By default (if not advised by the Railways otherwise) the wiring shall be IDF based rack wiring.
B	All the cables (60/40 core) shall be neatly laid from the relay rack to the IDF rack.
C	The cables supporting angles should be of sufficient length (min 250mm) to support the cables such that there is no pressure on the cables due to the short length of the angles.
D	The tag blocks shall be installed as per the instructions of site in-charge.
E	The wiring on the busbar shall be done in such a manner (in looping way) that after breakage from one side the supply shall be extended from the other side.
F	All the cables shall be dressed properly and tied with the dressing thread only. It is to be mentioned that cable wire shall not in any case be used for the dressing of cables.
G	The capacitors shall be of RESCON made with long life features.
H	Before starting the jumpering, jumper sheets shall be prepared.
I	All the jumper wire shall be dressed with the dressing threads only.
J	On the busbar the power wires from the power room shall be terminated with the proper plugs with soldering.

K	All the power wires shall be dressed above the Busbar terminal on L-shape angles with insulation sleeves.
L	The soldering material shall be as per clause 3.80 of chapter-III. However the soldering material shall be approved from the engineer in-charge before starting the soldering.
5.47	<p>Specifications and requirements of Running of Supply, Installation and commissioning of Universal fail safe Block interface:</p> <p>Supply, Installation and commissioning of Universal fail safe Block interface as per RDSO Spec. IRS-S 104/2012 ver.0 with latest amdt, suitable to work on OFC-1/Quad cable as 16 input-16 output multiplexers for signaling including 68 Nos. of QN1 (8F/8B) relays for system commissioning.</p>
	The commissioning should be done by OEM as per Pre-commissioning checklist
5.48	<p>SPECIFICATION OF 19" 9U RACK:</p> <p>The Rack shall be a standalone type of good quality 9U Rack and of D-Link, Val rack or WQ make or similar.</p> <ol style="list-style-type: none"> Wall mounted Rack shall be of Size-42 U The 19" Rack structure should be made of 1.6 mm thick Mild Steel. Rack should have 1-No Front- Glass- Door of 4 mm thick covering the entire length of the rack that should be fitted / pasted to Front -Door- Frame by using silicon sealant. The material thickness of the Front & Rear -Door Frame should not be less than 0.9 mm with a capability of opening up to 180 degree approximately with locking arrangement, detachable & interchangeable hinges. Front & Rear Door should have Poly Urithane Gasketing. Racks should have Locks on all sides, which can be unlocked and opened by a single key. The thickness of Top-Cover & Bottom- Base material should be at least 1.2 mm. The Top Cover should have Cable -Entry holes of size 40 mm in diameter with Rubber Rings and suitable Gland Closure Plates. The Side Panels of the Rack should be detachable having ventilated fins flush fitted with Air filters up to 1/3 rd height to avoid dust entry. Installation of the rack is to be done as per instructions of the Engineer & Supervisor in charge.
5.49	<p>Specifications and Requirements for the Crank Handle Relay Box:</p> <ol style="list-style-type: none"> The crank handle Relay shall be fixed in a 15U rack and shall be fixed inside the ASM office. The crank handle Relay box shall be made of plywood of thickness not less than 15mm. The box shall be provided with a vinyl cover. All the CH relays shall be fixed inside the box as per the instructions of the engineer in charge. The necessary angles required to fix the box on the wall shall also be supplied by the contractor. These shall be of MS and of thickness not less than 5mm. One RED colour LED of 11 mm diameter shall be provided for each relay on the CH box. This LED shall also be supplied by the contractor. The pressing button shall also be supplied by the contractor. The pressing button shall be of L&T make. The supporting angles of MS shall be fixed on the wall and the wall shall be re-masoned with proper mixture of cement. All the contacts of CH relay shall be made parallel with spare contacts as per standard practice.
5.50	<p>Specifications and Requirements for the Panel cum Block Instrument table:</p> <ol style="list-style-type: none"> The block tables shall be provided as per the drawings and specifications of the concerned engineer in-charge. The block tables shall be made of 15mm plywood. The plywood shall be waterproof and

termite proof.

The block tables shall be provided with a cover of sunmica sheet or veneers sheet as per the approval of the engineer in charge.

3. Hinges of Doors shall be of standard make with proper locking facility. All the cable entry points shall be properly sealed with sealant before commissioning of work.

5.51	Specifications and Requirements for the fixing and wiring of QNA1 relays for cutting-In purposes:
	<ul style="list-style-type: none"> a. The relays shall be fixed in the locations in the TOP rows. b. The relays shall be fixed in a manner that there should be a gap of one relay after every two relays. c. The relays shall be fixed on square bars which shall be supplied by the contractor as apart of this item. d. For the wiring the flexible wires (16/0.2) shall be supplied by the contractor i.e. the contractor shall carry out the wiring with his own wires. e. All the contacts used shall be made parallel with one additional contact. f. The fixing material like square bars, nut/bolts etc shall be supplied by the contractor.
5.52	Supply, Erection, Testing and Commissioning of Automatic fire alarm system (AFDS) as per RDSO Specification RDSO/SPN/NEW/2010 Version 3
5.52.1	Supply, installation, testing and commissioning of UL/FM/VDS/LPCB approved Microprocessor based networkable analogue addressable and modular type of Fire alarm control panel with display, in-built charging facilities and provision of GSM module suitable to send SMS to configured mobile no. The panel should be equipped with sufficient nos. of loops and provision of expandability as per RDSO specification no. RDSO/SPN/217/2021 or latest. The Control panel shall be the central processing unit of the system, receiving and analysing signals from probe type bimetallic heat detectors, UV IR flame detectors, heat and smoke multisensors, LHS/LHSD interface and manual call points, providing audible and visual information to the user. The panel shall have provision of connectivity of TCP/IP suitable for programming and remote monitoring. The panel shall have dedicated RS 232 serial port for direct PC or MODEM connection, for interfacing with existing data logger, optional remote printer As per RDSO specification no. RDSO/SPN/217/2018 ver 2.0 or latest Note:- Spare to be supplied as per RDSO/SPN/217/2021 Ver 3.0 in include in this scope.
5.52.2	Supply, Installation, Testing & Commissioning of Analogue Addressable Multisensor Detector with multiple sensitivity (adjustable at site) levels, programmable for timed automatic sensitivity selection with base, and other accessories as required and Detectors shall be VdS listed. The Detector shall comply with the RDSO/SPN/217/2019 Ver. 3 or later. (Inspection by RDSO)
5.52.3	Supply, Installation, Testing & Commissioning of Manual call points, Push type & resettable with key, with in-built isolator. Shall be VDS compliant and shall comply with the RDSO/SPN/217/2021 or later. (Inspection by RDSO)
5.52.4	Supply, Installation, Testing & Commissioning of Resettable, Analogue Type Linear Heat Sensing (LHS) Cable complying to RDSO/SPN/217/2019 Ver. 3 or later. (Inspection by RDSO). As it is the latest UL or FM or VDS or LPCB approved / listed.
5.52.5	Supply, Installation, Testing & Commissioning of LHS Interface Module with all accessories complying to RDSO/SPN/217/2019 Ver. 3 or later. (Inspection by RDSO). As it is the latest UL or FM or VDS or LPCB approved / listed. Linear Heat Sensing (LHS) cable or Linear Heat Detection System will be essentially deployed along with its interface module in cable trays and vital cable bunches as per instructions of engineer in charge.
5.52.6	Supply, Installation, Testing & Commissioning of Analogue Addressable loop powered Control Module complying to RDSO/SPN/217/2021 Ver. 3 or later.
5.52.7	Supply, Testing & Commissioning of Hooter cum Strobe complying to the RDSO

	/SPN/217/2021 Ver.3 or later.
5.52.8	Supply, Testing & Commissioning of 2C1.5sqmm twisted shielded armoured copper cable (Per Meter) with accessories as per RDSO/SPN/217/2021 Ver.3 or later.
5.52.9	Supply, Testing & Commissioning of Isolator Device to isolate the circuit in case of short circuit, complying to the RDSO/SPN/217/2021 Ver.3 or later.
5.52.10	Supply, Testing and Commissioning of Auto Telephone Dialler (GSM) to send the pre-recorded message to multiple mobile numbers, programmed earlier, complying to the RDSO/SPN/217/2021 Ver.3 or later.
5.52.11	Supply of Aspiration (Air Sampling Type) Detection Unit with all accessories complying to RDSO/SPN/217/2019 Ver.3 or later. As it is the latest UL or FM or VDS or LPCB approved/ listed.
5.52.12	Supply, Installation, Testing & Commissioning of CPVC Pipe for Aspiration Detection System as per RDSO/SPN/217/2019 Ver.3 or later. and shall be as listed/ approved by UL or FM or Vds or LPCB or tested with appropriate equivalent standard.
5.52.13	Addressable systems with control panel and heat & smoke multisensors with proper address shall be shown on the central panel.
5.52.14	NA
5.52.15	Typical Cable laying plan, placement of sensors plan shall be provided.
5.53	<u>Specifications and Requirements for the Installation of Power supply equipments:</u>
5.53.1	The IPS and other power equipment along with batteries shall be transported to the site.
5.53.2	Installation shall be done by OEM if specified by the purchaser. However, commissioning of IPS shall be done by the OEM only. OEM shall issue a certificate of fitness of installation before commissioning. For this, Zonal Railways and OEM shall ensure the compliance to Pre-commissioning checklist issued by RDSO.
5.53.3	From the IPS the power wire shall be dropped on ladders or other casing/ protection arrangements. The power wire shall be supplied by the contractor. The ladder or casing shall be supplied by the contractor as a part of installation.
5.53.4	All the power wire shall be terminated in the IPS through proper lugs. The lug shall be supplied by the contractor as a part of wiring.
5.53.5	All the power equipment including the ELDs shall be terminated by the contractor on proper lugs. The lugs shall be supplied by the contractor as a part of wiring. If the base stand is not provided by the OEM of ELD, then this shall be arranged at site. The clamp shall be supplied by the contractor and the Hylam board for the base shall be supplied by the Railway.
5.53.6	The wirings shall be terminated as per the wiring scheme approved by the Railways.
5.53.7	The power wire for the termination shall be supplied by the contractor.
5.53.8	Necessary termination details shall be painted on all the equipment.
5.53.9	All the masonry work required at site shall be done by the contractor with his own material as a part of installation.
5.53.10	The earthing of power supply equipments shall be connected to the system. The earthing wire (preferable 6/16 sq mm) shall be provided by the contractor.
5.53.11	Ladders as decided by site in charge shall be mounted to take supply to various boards / program switches.
5.53.12	The IPS and other power equipment along with batteries shall be transported to the site.
5.53.13	The IPS shall be installed by the IPS supplier, if not covered separately in schedule.
5.53.14	From the IPS the power wire shall be dropped on ladders or other casing/ protection arrangements. The power wires shall be supplied by the contractor. The ladder or casing shall be supplied by the contractor as a part of installation.
5.53.15	All the power wire shall be terminated in the IPS through proper lugs. The lug shall be supplied by the contractor as a part of wiring.
5.53.16	All the power equipment including the ELDs shall be terminated by the contractor on proper

	<p>lugs.</p> <p>The lugs shall be supplied by the contractor as a part of wiring. If the base stand is not provided by the OEM of ELD, then this shall be arranged at site. The clamps shall be supplied by the contractor and the Hylam board for the base shall be supplied by the Railway.</p>
5.54	<p><u>Specifications and Requirements for the Installation of Fuse change over system:</u></p> <p>Installation wiring testing and commissioning of Fuse change over system (FACS). This includes provision of common Buzzer & indication at ASM Room & ESM Duty Room and painting of fuse details.</p> <p>Installation of wiring diagram and validation report shall be submitted in proper template as similar with other documents.</p> <p>This also includes fabrication of frames for installation of FACS at Station/ LC gate where installation of relay racks is not feasible.</p>
5.55	<p><u>Specifications and requirements for Digging of Trenches in the Soft Soils, Asphalted area and Track Crossings: (refer drawing no. CSTE-3644 (1-11))</u></p>
5.55.1	All locations shall be erected with one coat of paint before trenching and laying of cables.
5.55.2	The contractor shall deputee proper and competent supervisor for trenching and cable laying work.
5.55.3	Before starting the trenching foot by foot survey shall be done along with the Railway's representative.
5.55.4	The cable routes shall be jointly finalised by the contractor's and Railway's representatives.
5.55.5	The proposed cable route plans shall be submitted to the Railways and it shall be approved (also by the engineering and electrical branches).
5.55.6	In addition to the main cable plan, a track crossing plan shall also be approved before starting the work.
5.55.7	The cables shall be laid at the Railway's boundary (one metre inside the outermost boundary).
5.55.8	While trenching it shall be kept in mind the depth of the trench shall be 1 metre until and otherwise specified by the engineer in charge. All the payments shall be made in cubic metres accordingly.
5.55.9	While trenching the contractor shall clear the temporary obstructions like roots of tree if any, some foundation if any. If it is not feasible to clear the route the route shall be diverted accordingly with the prior permission of the engineer in-charge.
5.55.10	All excavated earth shall be stacked by the contractor away from the track and not on ballast or shoulders.
5.55.11	In case digging is to be done in between tracks the excavated earth shall be carried manually beyond the adjacent track/ tracks and stacked completely outside. In case the trench gets filled up with water from the surrounding area due to rain etc, the Contractor shall have to make his own arrangement to pump it out without any extra charges payable for the same.
5.55.12	If during the trenching, any cable markers, obstruction such as pipes or cables or any bricks or warning covers which appear to be deliberately placed in the location is noticed, the digging should be stopped immediately and the Railway Supervisor should be called. Further excavation will be done in his presence very carefully with the help of wire claws and digging can be further resumed only with the permission of the Engineer/Supervisor-in-charge.
5.55.13	Where the cable route is on uneven ground, a reasonably long section of consistent grounding shall be dug, rather than following every undulation of the ground.
5.55.14	Before starting the trenching in the asphalted area the contractor shall get prior approval of competent authority.
5.55.15	During the trenching and cabling work in the asphalted area the contractor shall cordon off the area with proper means of barricading and warning board for the user of that area.
5.55.16	After the cabling or the laying of suitable pipes or ducts the asphalted area shall be restored back to its earlier state of surface by proper means.

5.55.17	While restoring back the contractor shall take care that the level of this area must match with the nearby areas.
5.55.18	Before the track crossing it shall be ensured that a commencement notice shall be given to the P-ways supervisor.
5.55.19	During trenching the muck in the form of soil or ballast shall be filled in gunny bags and kept away from the track area.
5.55.20	After the track crossing is done and the trench is refilled, the leftover muck shall be taken far from the track area.
5.55.21	No muck in any form like soil shall be left in the track areas.
5.55.22	The contractor shall keep one additional man to look for the trains while the trenching and cabling work is being done in track areas. The duties of this person shall be to look for the trains and warn the labour working in the track areas. Railway shall in any case not be responsible for any mis-happening on the track areas.
5.55.23	The contractor shall ensure that all safety features have been arranged for its labour.
5.55.24	The contractor shall also apply for and issue the ID card for its labour supervisor and associated labour.
5.55.25	Railway shall not be responsible for the staying facility of the labour during the work.
5.55.26	In case of any confusion between the drawing and instructions of between any two clauses of the tender document, the decision of the Engineer-in-Charge shall be final.
5.55.27	All signalling, quad cables can be laid in one trench for speedy execution and OFC shall be laid in 2 different paths. Signal cables and OFC ducts can be laid in the same trench.
5.55.28	In the cases where digging of trench up to the depth and width as mentioned in tender schedule is not possible, the depth can be reduced as per site conditions and directions of the Authority Engineer of the work. For trench depth less than 1 meter due to unavoidable site conditions, prior approval of authority to be taken. In this case, the lesser depth portion of the trench shall be concreted up to min 300mm over the RCC/DWC pipe for protection of the cable.
5.55.29	Guidelines issued by Railway Board vide letter no 2021/Tele/5(2)/3-Part(1)(3425647) Dtd 12.06.2023 for undertaking digging work in the vicinity of signalling, Electrical and Telecommunication cables, need to be followed during digging/trenching work in the vicinity of Railway tracks. Damage to the existing cable will attract penalty as mentioned in guidelines.
5.56	<u>Specifications and Requirements for placing of various pipes/RCC ducts in trenches (refer drawing no. CSTE-3644 (1-11):</u>
5.56.1	All the pipes/ducts to be placed in the trenches for laying of cables shall be transported to site by the contractor by its own means.
5.56.2	All the trenches shall be properly and thoroughly cleaned before laying the pipes/ducts.
5.56.3	While laying of ducts it shall be utterly cared that there is no damage to the duct due to mishandling.
5.56.4	If more than one pipe or duct is to be laid in the same trench then both should be laid side by side.
5.56.5	RCC pipe/half round RCC pipe with collar to be laid after laying of cables in trenches as per schedule.
5.57	First all the bridges shall be surveyed before commencing this item.
5.57.1	After surveying it shall be jointly finalised by the Railway's and contractor's representative as to what are the feasible spots where angles and channels can be provided.
5.57.2	The fixing of GI/RCC/PVC pipe (with contractor's clamp) on culvert shall be as per Drg.No.CSTE/3644 Pg.6.
5.57.3	As per schedule item all the concerned material that is the angles and channels required shall be supplied by the contractors along with GI fitting bolts and nuts.

5.57.4	All the angles and channels shall not be of material (MS) having thickness less than 5 mm.
5.57.5	The shape and size of the angles and channels shall be jointly finalised by the Railway's and contractor's representatives.
5.57.6	It should be kept in consideration while finalising the size of angles and channels that there should be sufficient space extra after providing the pipes.
5.57.7	The plans and drawing, to fit the channels and angles on the bridge, shall also be approved by the bridge organisation of the concerned jurisdiction.
5.57.8	While laying the cables in the pipe/troughing the corners of the bridges shall be covered with solid concreting to prevent any access of the cables to the unwanted outsiders.
5.57.9	All the pipes shall be properly coupled through couplers.
5.57.10	In troughing the Bitumen compound shall be filled as per proper procedures.
5.57.11	In case of any confusion between the drawing and instructions of between any two clauses of the tender document, the decision of the Engineer-in-Charge shall be final.
5.58	<u>Specifications and Requirements for laying of Cables (refer drawing no. CSTE-3644 (1-11)):</u>
	All the cables shall be transported to the site by the contractor by its own means.
	The cables at site shall be stored properly, fully protected against harsh environmental conditions like rain etc.
	All the cables shall be meggered before laying of the cables and a proper record shall be handed over to the Railway's engineer in charge.
	Cable drums mounted on Jackscrew stand shall be used for cable laying to avoid any kinks or pressure on the cable during cable laying. Sufficient manpower should be arranged by the contractor to lay the cable manually so that it does not rub on the ground.
	shall be laid with due caution so as not to cause any damage due to rough handling.
	laying the cable, precaution shall be taken to avoid any kind of pressure on the cable.
	The Cable drum should be mounted on a jackscrew stand and the cables should be pulled while laying. During this care must be taken to support the cable manually so that it does not rub on the ground and also to avoid any twist in the cable.
	After laying of the cables before the terminations in the location boxes it shall be ensured that all the cables are covered with the insulating tape at their ends.
	All the cables shall be taken inside the location boxes marked for the concerned cables.
	While entering the location boxes it shall be ensured that the pit near the location box is of sufficient size such that after burying the cable, the uppermost portion (top) of the cables is at least 0.8 metre below the surface level.
	As a matter of practice, until and otherwise specified, not more than 1-2 metres of coils are left for all the cables as a loop after considering the length required for the termination.
	Before the backfilling is done, the cable markers will be provided in such a way as to keep the top portion visible after filling.
	The markers should be so placed as to be clearly visible and shall not project above rail level of the nearest track and shall not be more than 200mm from the top surface of ground level.
	There will be one cable route marker at every thirty metres interval in addition to additional cable markers to be provided at bends and at such other locations which will be indicated by the supervisor-in-charge. The RCC based cable markers shall be supplied as per the RCIL drawing no 4014/00/CC4 or latest with latest Amendments.
	One cable route marker shall be placed at the point of divergence.
	One cable marker at either end shall be placed at each track crossing.
	One cable marker at each side of the culvert/bridge etc.
	When Signaling and Main Telecom cables are laid in the same trench, a distance of 100mm is to be maintained between them.

When Signaling and L.T. or H.T. power cables are replaced in the same trench, they must be

separated by a row of bricks (any pipe RCC/DWC) between them.

In case several cables of different Categories are laid in the same trench, they should be placed in the following order starting from the main track end, so that in case of accidents the maintenance staff may easily recognize the damaged cables from sight.

1st Main Telecom cable.

2nd Signalling Cable.

3rd L.T. Power cable.

4th H.T. Power cable.

In case of any confusion between the drawing and instructions or between any two clauses of the tender document, the decision of the Engineer-in-Charge shall be final.

5.59 Specifications and Requirements for Cable Laying and Fixing of Pipes and Troughing Bridges and Culverts (IS Spec should be followed for supplying & fixing of Troughing, channel).

First all the bridges shall be surveyed before commencing this item. After surveying it shall be jointly finalised by the Railway's and contractor's representative as to what are the feasible spots where angles and channels can be provided.

The fixing of GI/RCC/DWC pipe (with contractors on clamp) on culverts shall be as per Drg.No.CSTE/3644 Pg.6.

Cable shall be laid on culverts inside G.I. pipes suitably clamped on the sleepers/pathways. Where necessary G.I. pipes shall be joined by means of G.I. collars or suitable G.I. Bend pipes (contractor's own). The G.I. pipes shall be secured on sleepers/pathways by means of clamps (to be provided by the contractor as approved by the Railway's Supervisor). Holes in the sleepers/pathways for fixing clamps shall be drilled by the contractor.

Cables shall be laid in troughing on bridges.

As per schedule item all the concerned material i.e. angles and channels required shall be supplied by the contractor along with GI fitting bolts and nuts.

All the angles and channels shall be made MS having thickness not less than 5 mm (It should be as per IS spec). The shape and size of the clamps, angles and channels shall be jointly finalised by the Railway's and contractor's representatives. It should be kept in consideration while finalising the size of angles and channels that there should be sufficient space extra after providing the pipes. The plans and drawing, to fit the channels and angles on the bridge, shall also be approved by the bridge organisation of the concerned jurisdiction.

While laying the cables in the pipe/troughing the corners of the bridges shall be covered with solid concreting to prevent any access of the cables to the unwanted outsiders. All the pipes shall be properly coupled through couplers. In troughing the bitumen compound shall be filled as per proper procedures.

5.60 Specifications and Requirements for Termination of the Cables:

As a practice until and otherwise specified by the engineer in charge, in a location not more than 20-25 cables shall be terminated.

If the number of cables is more than 25, prior approval of the officer in charge shall be taken.

All the cables shall be terminated on the Screwless terminal/ARA terminals as per engineer in charge

While terminating the cables it shall be ensured that the cables incoming to the location from one side shall be taken and dressed in one side (i.e. LHS or RHS) in the back side of the location.

The cables going out of the location shall be taken and dressed in the opposite side to the upper one in the back side of the location.

	All the cables shall be neatly dressed and terminated with help of proper support.
	It shall be ensured that the cable conductor shall be supported by string rods at each row of the cables in the back side.
	The string rods for the above shall be supplied by the contractor along-with insulation sleeves.
	All the conductor of the cables shall be dressed by threads also.
	At the bottom of the location box, all the cables shall be dressed in one row only. No jumble of cable is allowed to be formed. Each and every cable should be separately identifiable.
	At the bottom side the armoury of all the cables shall be removed and bent outwards so that no sharp edge of the armoury is in direct contact of the cable.
	At the folded portion of the armoury at twisted copper wire (1.5 sq mm) shall be turned around and soldered (by brazing) to connect it to the earth points.
	All the set twisted copper wires shall be connected to the GI (bonding) wire at the other end and soldered there properly for earth connections.
	From that GI wire a min 6 sq mm copper flexible wire shall be connected and at the other end it shall be terminated on Screwless terminal / ARA terminals. The flexible wire and the ARA terminal shall be supplied by the Railways.
	These Screwless terminal / ARA terminal shall be connected to the external earth through a 12/6 core signaling cable. The signaling cable pieces shall be supplied by the Railways.
	After this the bottom portion of the location shall be filled with sand and a layer of PCC shall be done to prevent entry of rodents and reptiles.
	All the cable cores shall be meggered at the time of terminations. A report shall be submitted to the Railways in proper format of Railways.
	At the front side of the location, a sufficient gap should be left between two rows.
	In the gap, the details of the cables shall be painted, which is a separately covered item in schedule.
	All the records about the cable laying and meggering shall be prepared and submitted as per CSTE-DRAWING NO. CSTE-3644 (1-11).
5.61	<u>Specifications and Requirements for the foundation for the signal post:</u>
	The foundation shall be made as per the standard drawing issued to the contractor. The drawings for reference are as Foundation for Main Signal-CSTE-3122. Foundation for Shunt Signal-CSTE/6090
	Before starting the digging work for foundation the location of the foundations shall be jointly verified and signed by the representatives of Railways and Contractor.
	While finalising the location of foundation it must be taken care that the schedule of dimensions is strictly adhered to.
	It must be taken care that the foundation of signal shall not be in any case on the banking of the terrain.
	If it is not feasible at site for the foundation to be on the bank portion, the signal foundation should be shifted on the RHS of the concerned track.
	While shifting the signal foundation to the RHS of the concerned track, the schedule of dimensions must be strictly adhered to. The outermost portion / part of the complete signal shall be minimum 2.36 metre away from the centre of tracks of both sides.
	While erecting the signal foundation the GI bolts of proper size should be grouted.
	Item includes curing and plastering with 1:4 cement-sand mixture (Aggregate not exceeding 3: 8 cm).
	Aggregate, cement, sand and holding down bolts, nut shall be supplied by the contractor.
	Due to local conditions in very special circumstances if the size of the foundation for all the above items required to be increased / decreased, the extra payment / deduction for variation of the CC work shall be calculated on volumetric basis and paid to the contractor from the schedule of cement concreting.

5.62	Specifications and Requirements for Installation of Signal Post & CLS Unit.
	<p>The item includes erection of colour light signal post with CI base, LED based colour light signal unit (CLS units suitable for LED Signal Lamps will be supplied by Railway), ladder with its base, ladder guards, platform and MS supporting bracket in the middle of the ladder, hoods, protective screens front staging for maintenance Platform, expanded metal cover on front. Also includes fixing of LED lighting units along with all accessories and arrangement of extra accessories for pinnacles, offset brackets. Junction type route indicators (if any) – 5 or 3 or 4 or 2 or 1 way etc. LED units & LED Signal Units will be supplied by Railways.</p> <p>The item also includes termination of cable and wiring inside the signal unit as per standard practice. The cable shall be inserted in such a way that it is not bent sharply. The armoury of the cables shall be peeled off at the base of the signal unit. After that all the conductors shall be terminated on the ARA terminals/Disconnecting terminal blocks/connectors. From these terminals the colour coded flexible wires shall be taken to the respective LED unit/signal lamp. The flexible wire shall be provided by the Railways.</p> <p>Item also includes supply of number plates with photoluminescent paint/strips.</p> <p>Wire mesh covering Red and Yellow aspect as per standard practice on this railway and wherever if required the screen shall also be provided on the side of signal post /signal unit adjacent to the centenary. The fixing of the screen and its connection to the earth shall be done as per RE area standard.</p> <p>Height of the post 3.5 mtr. For loop line starters, advance starters, distance signals, 4.5 mtr for mainline starters and Home 5 mtr. for Home signal on curves. Decision of site in charge regarding height of posts as required by site in charge and fixing of CLS units on the existing posts with or without offset as required by Site In charge. (I) 2/3/4 aspect signal unit mounted directly on the signal post or with an offset bracket.</p> <p>'X' arm to be provided by the contractor till the signals are introduced.</p> <p>Item includes supply and fixing of arrow on signal units for signals placed on the wrong side and blanking of ladder if so required by site in charge.</p> <p>All the clamps and angles shall be as per the drawings or as advised by the engineer in charge. The ladder should be grouted in the ground properly.</p> <p>Supply of colour light signal post tubular 140 mm dia complete with CI base, ladder with base, ladder guard platform, MS supporting bracket to support ladder, pinnacle with offset bracket etc. shall be IRS Specification no. S-6/81 (latest) and RDSO diagram No. SA-24625 (Advance) is covered under Schedule "A".</p>
5.63	Specifications and Requirements for the Installation of all types of apparatus Case:
	<p>The apparatus case shall be first rubbed to remove the rust in a complete way both inside, outside and all the interiors and corners.</p>
	<p>Then one coat of red oxide shall be painted on the complete body of the apparatus case including the base area.</p>
	<p>The apparatus case shall be fixed properly carefully without damaging it.</p>
	<p>Angles (drawing is mentioned in clause 5.24-D) shall be properly fixed for complete length of the apparatus case with the help of angles and clamps.</p>

	One coat of silver paint on the outside of the walls of the apparatus case and one coat of white/silver paint on the interior side shall be painted before fixing the hylam board/strips.
	Both E-type locks shall be fitted before the painting.
	The holder and location lighting switch shall be supplied and fixed on a piece of hylam sheet by the contractor. This piece of hylam sheet shall be supplied by the Railways.
5.64	<u>Specifications and Requirements for the Casting of CC foundation for apparatus case.</u>
	The foundations shall be made as per the standard drawing issued to the contractor. Before starting the digging work for foundation the location of the foundation shall be jointly verified and signed by the representatives of Railways and Contractor. While finalising the location of foundation it must be taken care that the schedule of dimensions and other provisions of SEM are strictly adhered to. The distance of the apparatus case with the door fully opened should be a minimum 2.36 metre from the centre of tracks on all sides. The foundation of the apparatus case shall not be on the banking of the terrain. If the foundation on the bank is unavoidable (only in exceptional circumstances) due to site conditions, necessary supports should be provided as approved by Engineer-in-Charge. The pit around the apparatus case shall be dug so that the top of the cable is minimum 0.5 metre below the ground surface level i.e. the depth of the pit near the apparatus case shall be increased as per the site requirement. Once cables are put inside the location boxes, the bottom portion of the location shall be filled with sand and a layer of PCC shall be done to prevent entry of rodents and reptiles. In addition to this if the required depth is not available, then as per approved scheme by Engineer-in-Charge; the contractor shall make a brick chamber like structure and fill the chamber with sand. The whole pit shall be covered with concreting. For this activity the concreting and brick work shall be paid by Railways as actual from the scheduled quantity of items. Foundation bolt of size 22 mm dia., 450 mm long with 2 flat spring washers & one nut is to be used.
5.65	<u>Supply, Fabrication and fixing of Phenolic laminated sheet:-</u>
	Fabrication and fixing of phenolic laminated sheet of size 10mm thick in location box by providing all fixtures as per Railway Drawing including fixing of PVC coated string rods at the back side for cable support with contractor's own materials. The work shall be done as per drawing and arrangement similar to SK 783-1/2. with latest alterations & as per instructions of the Railway engineer at site. Note:- Earthworks around apparatus case or other location as per instruction of Engineer in charge.
5.66	<u>Specifications and Requirements for Digging of cable pit:</u>
	The cable pit shall be dug near to the room where all the cables are entering the CT rack room.
	The cable pit shall be of dimensions (minimum 2x2x1 metre) as per schedule of material and works.
	Before concreting the cable pit shall be filled with sand.
	It shall be kept in consideration that the top of the cable coil shall be minimum one metre below the top of the concreting.
	The cables shall be coiled approximately five metres per cable.
5.67	<u>Specifications and Requirements for the various Boards/Markers and Number Plates:</u>
	All the boards, number plates and marker plates/board shall be supplied as per the drawings and shall be fixed as per the drawing instructions and site in charge. Various drawings pertaining to this area are:
	For Good's warning board the referred drawing shall be RDSO DRG SA2380 (adv) or latest with latest amendments.
	The referred drawing for A marker is CSTE-6180.
	The referred drawing for the AG marker is CSTE-6181.

Thereferencedrawingfor theP marker is CSTE-6182.

Thereferencedrawingfor theARROW marker isCSTE-6183.

Thereferencedrawingfor theG marker is CSTE-6181.

Thereferencedrawingfor theC marker is CSTE-6185.

Thereferencedrawingfor SIGNALNO. PLATE isCSTE-6185.

5.68 SpecificationsandRequirementsfortheInstallationofthePointMachines:

Fixing of Electrical Point Machine on the extended sleepers at points as per std. practice and as per RDSO Drg No. SA 91 51-52 or 9710 or 9161 as per section of rails used. Items include fixing switch extension brackets, providing insulation for switch extension brackets, fixing ground connection, adjusting opening of the switches and adjusting the point machine with a crank handle.

The item also includes :

A. Complete material for installation like ground-connections, switch extension brackets, point insulation material, I pipes, wiring materials, various fixing nuts & bolts including castle nuts, spring washers.

B. All smithy & fitting works required at site for complete installation.

C. Installation of gaugetie plate & providing insulation for gaugetie plate.

D. Wiring inside the point machine, insertion and termination of tail cable in point machine and junction boxes / location box / cable hut as per extent practice on WR and the instruction of Railway Engineer at site.

E. Supply and fixing of suitable size GI pipes with flange for taking cable into point machine.

Note; Prior drawing and permissions should be taken from the Railways about the Ground Connection, ME-34 box modified P bracket and other items. Electrical Point Machine and M-6 / Screw less terminals will be supplied by Railways / covered in Schedule separately

5.69 SpecificationsandRequirementsfortheInstallationof circuits:NA

5.70 SpecificationsandRequirementsfortheWiringofDCtrackcircuits:NA

5.71 Specifications requirements for GI troughing and channels

1. All dimensions are in millimetres

2. Trough to be fabricated out of galvanised steel sheet to IS: 277-1985 with following stipulations thickness : minimum 1.6 mm grade of zinc coating : 200

3. No welding shall be done on any component for fabrications.

4. Cable trough to be fitted telescopically.

5. After tightening nuts for fixing the strap the thread of the bolt may be buried to prevent theft.

SLNO	Description	No Required
1	TROUGH 2.05 METRES LONG.	1
2	COVER 2.0 METRES LONG	1
3	STRAP	2
4	BOLT HEX. HEAD 6 MM Dia. x 32 MM.	4
5	NUT FOR ABOVE	4
6	LOCK NUT FOR SL4	4
7	DISH WASHER FOR SL5	4
8	PLAIN WASHER FOR SL5	4

5.72 SpecificationsandRequirementsforcompletePainting,Varnishingandwritingworks

All the equipment which need painting shall be fixed/installed with coating of Red Oxide i.e. Red Oxide should be coated before fixing/installation. After fixing/installation one coat of

paint shall be applied on all the location boxes, signal units, signal posts etc. The final coat of paint shall be applied just before the commissioning.

The description writing work shall be carried out before the commissioning of the station. This description writing work includes writing the details in the Relay Room and Location boxes.

All the location boxes and the signal posts shall be painted with the distance of installation from the centre of the track.

The colour & painting scheme as per provisions of SEM and Western Railway practice should be adopted.

Lettering/ Numbering Termination particulars in Full & Half Apparatus case, equipment names etc., legibly and neatly inside location boxes. This includes supply of paints of Asian Paints/ Nerolac / Dulux / Berger make.

NOTE:- The paint and primer should be from Asian Paints/ Nerolac / Dulux / Berger. The primer / enamel paints (Aluminum synthetic, black enamel, brilliant white and yellow) will be as per (IS 5660 of 1970) / (IS 2932 of 1974)."" (vii) Point Machine with ground connections complete (Point Machine with Black enamel only outside and ground connections with Red Oxide)"

Note:- Guidelines regarding Signalling Gears Description Writing

1. Identification marker (Ferrules with printed letters / PVC sleeve with printed details of the

core/Signalling function) to be provided on each cable conductor with Yellow sleeve and black description

2. The Row of Screwless Disconnect Terminal / M6 Terminal / ARA Terminal shall be serially

numbered as A, B, C, D from top and in each row, terminals shall also be serially numbered starting from 1.

3. After every cable terminated in a row, there should be a gap equivalent to 1-2 ARA terminal or minimum 06 Screwless Disconnect Terminals.

4. The Cable Termination Details of Location Box (Location Termination Particulars) shall be prepared in AutoCAD/ any suitable software. One copy of Cable Termination details shall be fixed in the respective location box duly printed on a board and another copy may also be kept in laminated sheet.

5. Inside the Location Box, minimum clearance of the bottom most terminal shall be 300mm from the base of the location box. The Centre to Centre Distance between two rows of Screwless Disconnect Terminal / ARA Terminal shall be 18 cm to 20cm.

6. Location Box shall be numbered from its front side as well as Back side and functions shall be written on the door with yellow on black background.

7. The cable armours and the Location Box shall be earthed using GI flat as shown in installation photographs given in IRSEM Appendix-II.

8. The Cables terminated on Location Box shall be identified by punched labels / Cable Identification Tag tied on each cable.







Policy Circular No.02/2024



Function description & and writing work for signalling installation.

It is extremely important to write clear and accurate descriptions of the functions on outdoor location boxes and termination racks (CTR) in relay rooms, relay huts, and Goomties. This is necessary for the purposes of maintenance, testing, and attending to failures. Currently, both indoor and outdoor writing work is mostly done through manual painting. However, it has been observed that updating the writing or painting is difficult when transferring functions from defective cable conductors due to a lack of painters. Although updating function details on CTR and location boxes must be done permanently through manual painting for legibility, there is a need to implement better writing practices throughout the Western Railway to ensure accuracy, efficiency, and safety.

A. Indoor:**1. Colour Coding for Function:**

Function identification marker to be provided on each cable conductor. The coloured scheme for Ferrule and laminated tape for stickers/cable flaps at CTR and LOC boxes is as under:

SN	Name of function	Color coding of sticker/ Ferrule	Color of Writing	Sample
1.	Signal (RG & ICC)	Red	White	
2.	Signal (HG/ HHG & ICC)	Yellow	Black	
3.	Signal (DG & ICC)	Green	Black	
3.	Route, Co,"A" Sign & its ICC, LC, CH, slot & ether circuit	White	Black	
4.	Point	Dark Navy blue for Operation	Operation White	
		Light Blue for Detection	Detection black	

SN	Name of function	Color coding of sticker/ Ferrule	Color of Writing	Sample
5.	Track/Axle counter (TPR &	Light orange	Black	 

3.1.2 Each row of Wago/ARA terminals should be numbered sequentially in capital letters i.e. A, B, C, D, and so on from top to bottom.

3.1.3 Each wago terminal in the block of 12 terminals (as clarified in para 3.1.3) shall be numbered as 1 to 12 from left to right. After no 12, adequate space shall be provided, and the next block shall be numbered from 13 to 24 and so on.

3.2 The Centre-to-Centre distance between two rows of wago/ARA terminals should be adequate. After each cable termination in a row, there should be a minimum gap equivalent to one terminal or two spacers/dummy terminals.

3.3 Screwless Disconnection Terminal or any other RDSO-approved terminal shall be used for cable termination.

3.4 The cables terminated on the CT rack shall be identified by punched labels or cable identification tags tied on each end of the cable for correct identification.

3.5 As per para 15.1.2. (c) of IRSEM, cables shall be provided line-wise and function-wise.

3.6 The minimum clearance of the bottommost terminal in the CT rack shall be normally 300mm from the ground.

3.7 CT Racks Particulars (i.e. Function wiring and termination details) shall be provided in a convenient way as per the number of K racks and availability of space on the wall. It shall be fixed in such a way that signal staff can refer to the same to view the CT rack in case of urgency. Some of the suggestions are given below,

- May be made in A3 size either using Vinyl Printing or Flex Printing on 300 GSM PVC banner roll. The same can be fixed on the wall through a suitable wooden/metallic frame (CT Board) adjacent to the CT rack. In case two sheets are to be displayed simultaneously, a slicing frame mechanism & multiple leaf mechanism can be utilized where two sheets can be displayed in the front and the remaining can be available in the back. Sheets in the back may be viewed by sliding the front frame.
- K-Rack details may be printed and laminated on separate A3 sheets and kept in a single U-Channel slot fixed on the nearest wall.

4. The process of shifting a defective cable core:

Please follow the instructions below to shift a defective cable core:

4.1 First, refer to the K-rack chart and locate row K, column A, S/12 RG core no. 7 and 8 of cable no. 1278 which is defective and shows low insulation.

4.2 Next, remove the defective conductor and attach a "Defective Tag" Ferrule on it.

4.3 Then, take appropriate lengths of jumper cable and attach them between cable no. 1278 and 1279.

4.4 Finally, label the tag with "From cable - 1278 (7,8) to 1279 (7,8)" to indicate the transfer from the defective core of cable no. 1278 to the core no. 7 and 8 of cable no. 1279.

Please make sure to label the function name on the K-Rack before leaving the relay room where the function has been transferred. (Ref pic- 4, *Please note that the jumpers must be provided behind the CT rack shown in the image)

4.5 It is important to conduct a cable test before transferring the cable conductor, even if there is a cable description tag present on it. After the transfer, a correspondence test should also be carried out before making the reconnection.

5. Periodical Verification & Validation: -

5.1 It is essential to conduct regular verification and validation of cable termination before the commencement of the monsoon season, particularly during cable meggering.

5.2 After the monsoon season, the person in charge of the SSE or Signal section should verify and update any changes in cable or wiring termination details. They should also replace or update the description boards accordingly.

This practice should be followed for all future installations and as much as possible in existing installations. This has been issued with the approval of the Board (Member/Infra).

If more than 10 corrections are made in the K-Rack chart, a fresh and updated chart must be provided in the relay room with updating date.

B. Outdoor:

1. Writing descriptions of functions on outdoor location boxes are the same as mentioned in Indoor practices. If possible, like CT rack details, cable details chart kept or mounted in location boxes.
2. In the location boxes, all cable addresses must be tagged by providing a printed flip. The respective location/equipment names between laid cables must be printed on the flip. (Ref pic-5)
3. The cable termination details may be printed in color on suitable paper and kept in a plastic pack inside the location box.
4. The cable termination details are printed on a flex board or any board suitable for local weather conditions and mounted on the location box door with the same color coding as possible. (Ref- Pic-6)
5. To address the issue of cable failures, the conductors shall be transferred to healthy wires. It is recommended that all Sr. DSTEs shall ensure to update the cable core chart on board. If there are 10 or more corrections made to the location chart, a fresh and updated chart should be provided in the location boxes.

	and sand mixture both sides, 20mm thick each with contractor's sown class II bricks, including excavation, curing, grouting, bolting etc. wherever required. Bricks and cement to be supplied by the contractor
5.74	<u>Specifications and Requirements for</u> Cement concrete work: Cement concrete work for miscellaneous items in the ratio 1 : 3 : 6 . Items include excavation, ramming, curing and plastering with cement & sand mixture (aggregate not exceeding 3.8cm.) (Aggregate cement & sand to be supplied by the contractor)
5.75	<u>Specifications and Requirements for</u> Dismantling/Releasing of existing Signaling Gears work: Dismantling/Releasing of existing Signaling Gears. One Signalling gear will be all parts of one signal (consisting of CLS unit, Signal post along with base) or lever frame (5 levers set), or one point (consisting of all parts of a mechanical point, point machine, ground connections etc.) or one track circuits (consisting of battery box & other parts of DC Track circuit / AFTC / DAC) or one Block instruments etc. This includes the cost of transportation of release materials to the store depot as decided by the consignee in charge. This work to be done by contractors with his own vehicle and labour
5.76	<u>Specifications and Requirements for</u> Dismantling of Concrete foundation/Demolishing RCC/CC/Stone etc work: Dismantling of Concrete foundation/Demolishing RCC/CC/Stone work/Cutting Tar carpenting/ CC Flooring/ Precast concrete slab/ Brick work including leading the debris inside Railway limit or outside Railway limit as directed by site in charge. This work to be done by contractors with his own vehicle and labour
5.77	<u>Specifications and Requirements for</u> Removing Muck, ballast and debris work: Removing Muck, ballast and debris from Railway premises released to cutting of platforms & excavation of trenches by trucks to the nearest municipal site.
5.78	Independent Checking/Verification/Validation of Logic-Circuit/wiring Diagrams:

4. A Logic-Circuit diagram for EI is generally supplied by the EI executing contractor. Once these Logic-Circuit diagrams are received, these shall be supplied/issued to the contractor of this work.
5. The contractor shall study and analyse the Logic-Circuit and wiring diagrams based on the approved SIP and Tables of Controls keeping in mind all the policies issued and practices adopted by the concerned zonal Railway.
6. The Logic-Circuit and wiring Diagrams shall be checked/verified and validated to suit the interlocking requirements by IRSE License Holders.
7. These checked/Verified diagrams will be submitted to the Design office for final approval.
8. Till the time the Logic-Circuit and wiring Diagrams are under finalisation, all the drawings shall be submitted on good quality standard papers.
9. When the Logic-Circuit and wiring Diagrams is provisionally approved by the Design office, the Logic-Circuit and wiring Diagrams shall be submitted on the final tracing.
10. Once the Logic-Circuit and wiring Diagrams are approved by the Design office, the activity of checking/verification and validation of Logic-Circuit and wiring Diagrams for that particular station/installation is considered to be complete.
11. Logic/Wiring Diagrams should be checked and strived for so as to have near zero mistakes, It is prerogative of concern licence holders to acquaint themselves with latest policy circulars and practices followed by zonal railway. In case of mistakes in logic, per route deduction will be made for each mistake.
12. Logic/Wiring Diagram shall be provided to concern licence holders for two level checks, only after C-FAT has been successfully conducted by OEM.
13. A Matrix of functions and selections therein viz. Point detections, Signals, Track circuits, Controls, CH set to be formed for each relay, circuits. IS shall submit these checked circuits as verified duly signed and authenticated with additions, deletions, modifications in the submitted circuits with reasons with the difference report thereof in the physical paper sheets to be submitted to IR. This to be incorporated in the Technical Specifications of the Tender Documents

5.78.1	Guidelines Regarding Signaling Gears Description Writing
	<p>Western Railway HQ policy No. 02/2024 dated -29/02/2024. to be strictly followed which is attached with the tender document.</p> <p>Description Writing in Outdoor Location Boxes and Cable Termination Particulars of CTR in Relay Room / Relay Huts / Goonies plays a very vital role during Maintenance & Testing and during attending failures</p> <ol style="list-style-type: none"> 1. Identification marker (Ferrules with printed letters / PVC sleeve with printed details of the core / Signalling function) to be provided on each cable conductor with Yellow sleeve and black description. 2. The Rows of Screwless Disconnect Terminal / ARA Terminal shall be serially numbered as A, B, C, D. and in each row, terminals shall also be serially numbered starting from 1. 3. The Centre to Centre Distance between two rows of Screwless Disconnect Terminal/ARA Terminal shall be 18 cm to 20cm. After every cable terminated in a row, there should be a gap equivalent to 1 ARA terminal or 02 spacers / dummy Screwless Disconnect Terminals. 4. Screwless Disconnection Terminal/ARA Terminal or any other terminal approved by RDSO shall be used for termination of cables. 5. The Cables terminated on CT rack shall be identified by punched labels/ Cable Identification Tag tied on each cable. 6. Line wise and if necessary, function wise cables shall be provided as per para 15.1.2.(c) of IRSEM 7. Minimum clearance of bottom most terminal in CT rack shall be 300mm from ground. 8. The Cable Armours and CT Rack shall be earthed using GI flat as shown in installation photographs in IRSEM Appendix-II. 9. Busbar power cables shall be terminated at the top of the CT rack. 10. CT Racks Particulars (i.e., wiring and termination) made using Vinyl Printing or Flex Printing on 300 GSM PVC banner roll of suitable size and it shall be fixed on wall through suitable wooden/metallic frame (CT Beard) adjacent to CT rack such that signal staff can view both CT rack and CT Board simultaneously.
5.79	Telecom TECHNICAL REQUIREMENTS & SPECIFICATIONS
	<p>The scope of work essentially includes supply and installation of materials and proper installation, trenching, blowing, splicing and testing of OFC cables and proper trenching and laying of quad cables and provision of OFC and quad equipment and associated materials for connectivity.</p> <p>Installations configuration commission of IP MPLS Routers, Switches and other network devices.</p>
5.79.1	SPECIFICATION OF 16 PORT E1 CARDS ALONG WITH PATCH PANEL/KRONE MODULE AND WIRING FOR ROUTERS WITH ALL ACCESSORIES ETC. <p>Supply and installation of 16 Port E1 Card (2x8 port) for the LER Routers along with patch panel/krone module and wiring for Routers with all accessories etc. as per RDSO Document No. STT/TAN/IP-MPLS/2020 Version 2.0 or latest.</p>

5.79.2 SPECIFICATION OF STANDARD 19" RACK MOUNTABLE LER (Label Edge Router)

Routers should support RFC 3107 of Carrying Label Information in BGP-4.
 Routers should support Point-to-Point and Point-to-Multipoint LSP for Unicast and Multicast traffic.
 Routers shall support layer 3 and layer 2 MPLS VPN, VPLS and EVPN.
 The routers shall support Internet Group Management Protocol (IGMP) v1, v2 and v3.
 The router shall support Protocol Independent Multicast - PIM-SM and SSM.
 The switch/routers shall support Multicast troubleshooting tools like Mtrace and mfib ping.
 IEEE 1588v2 Precision Timing Protocol (PTP) and Synchronous Ethernet support for network synchronisation.

D. Quality Of Service

The switch/router shall provide per-service, per-forwarding class queuing and shaping features.

The routers shall provide following QoS features: classification and hierarchical scheduling, WRR, strict priority (SP), profiled scheduling and multi-tier policing and shaping.

Router shall support 3 level HQOS on all kinds of Ethernet interface with minimum 8K hardware queues.

Similar QoS shall be supported for all types of interface including Bundled interfaces.

IP Application Mapping. The list of IP match criteria should include Source IP address and mask, Destination IP address and mask, IP protocol, UDP source port, TCP source port, UDP destination port, TCP destination port.

VLAN CoS preservation: the IEEE 802.1p priority bits.

VLAN CoS differentiation: appropriate service differentiation must be applied according to the 802.1p bits. This will require the mapping of the 802.1p bits to DSCP values and EXP-bits in the MPLS header when the service is offered over a (partially) MPLS-enabled network.

End-to-end delay budgets are strictly enforced to support critical applications SCADA, VOICE, Video.

E. Security

Security forms an integral part of a network design to protect both the end-customers and the network infrastructure. The solution that the vendor proposes shall have the necessary provisions to implement the necessary security measures.

Support Access Control List to filter traffic based on Source & Destination IP Subnet, Source & Destination Port, Protocol Type (IP, UDP, TCP, ICMP etc) and Port Range etc. Should Support SNMP v1/v2/v3.

Blackhole filtering: dropping of traffic destined for a specific prefix at wire speed.

Ingress and egress packet filtering based on L2-L4 criteria at wire speed. The possibility to log the actions on individual filter rules shall be supported.

Protection of local services (http, small udp/tcp servers, dhcp, telnet, ssh) based on L2-L4 criteria.

AAA support – Accounting, Authorization and Authentication of users and commands.

Support for local authentication, TACACS+ and Radius.

Authentication of routing protocol updates: IS-IS, OSPF, BGP.

SSH support

Should support hardware-based in-build IPsec encryption and stateful firewall function natively.

F. Performance

Routers shall support non-blocking throughput capacity of 60 Gbps half duplex / 30 Gbps full duplex or higher as per site requirement.

Routers shall support 10K IPv4 & 5K IPv6 routes Multicast routes 1K Router shall support 100 multicast groups.

Minimum 100 MPLS Layer-3 VPNs.
 Minimum 64 MPLS VPLS.
 Minimum 500 MPLS Layer-2 PWs.
 Routers shall support min 64 BFD sessions.

G. Certificates and environment standards

Should comply with NEBS Level 3 specifications. / Equivalent TEC QM 333 or latest specification

Safety: IEC/EN 60825-1 or IEC/EN 60825-2.

Storage: EN 300 019-2-1 class 1.2 / GR-63-CORE and GR-1089-CORE / Equivalent TEC QM 333 or latest specification

Transport: EN 300 019-2-2 class 2.3 / GR-63-CORE and GR-1089-CORE / Equivalent TEC QM 333 or latest specification

In service: EN 300 019-2-3 class 3.2 / GR-63-CORE and GR-1089-CORE

Relative humidity: 5 to 85% (non-condensing).

Operating temperature: -15°C to +60°C.

The router must be MEF CE 2.0/3.0 Compliant.

Specification of Single Mode 10 Gbi-directional SFP+(40km)

SN	Description
1	SFP+ modules should comply with multi-source agreement (MSA)
2	Should have LC type connector or as per field requirement
3	Should be provided in Pair (BX-U & D). One Router should have BX-U other should be BX-D
4	Should support up to 40km optical distance as per Telcordia/ITU target distance
5	Should have 10 Gigabit Ethernet capacities on single mode single fibre
6	Should support DDM/DOM features
7	Should be RoHS 6/6 compliant
8	BX-U should support TX: 1270nm, RX: 1330nm wavelengths; BX-D should support TX: 1330 nm, RX: 1270 nm wavelengths
9	Should comply to following optical specifications: Link Budget (dB) of 21.2 dBm Launch Power (max) 5dBm Launch Power (min) 0dBm Receiver Power (max) -9 dBm Receiver Power (min) -21.2dBm
10	The SFPs to be accepted by the Router OEM.

5.79.3 INSTALLATION, COMMISSIONING & TESTING OF LER & LSR IP MPLS ROUTERS

Installation, Commissioning & Testing of LER & LSR IP MPLS Routers including supply & Installation of all the accessories like Power cable, Earthing Cable, Optical Patch Cords of 3 m- 6 Nos. for LERs & 10 Nos. for LSRs, Cat 6 Patch Cords of 1 m -4 Nos, one 6A MCB for each LER and LSR, wiring etc. as required for Router's installation. All routers should be configured in all respects as per site requirement and site in charge.

5.79.4	<u>SPECIFICATION FOR LC-SC/SC-SC/LC-LC/FC-LC PATCH CORD 3.0 MTR. LENGTH REPUTED MAKE</u>		
	It shall be of good quality and of reputed make. Samples shall be approved from Consignee/Engineer In charge before supply.		
	Parameter	Unit	Measurement
	Insertion loss (IL)	dB	≤0.2
	Return loss (RL)	dB	≥50
	Repeatability	dB	≤0.2
	Changeability	dB	≤0.2
	Operating temperature	°C	-35 to +70
	Storage temperature	°C	-35 to +70
	Fibre type		G657 (A1/A2)/G652D
	Fibre diameter	um	SM-9
5.79.5	<u>SPECIFICATION OF LAYER 2, 24 PORT AGGREGATE MANAGED SWITCH</u>		
	Supply and its standard installation of Aggregate switch as per RDSO specification No. RDSO/SPN/TC/65/2019 Rev. 5.0 or latest. It shall be of reputed Make. Samples shall be approved from Consignee/Engineer In charge before supply.		
5.79.6	<u>TECHNICAL SPECIFICATIONS AND REQUIREMENTS OF LAYER-2, 24 PORT LAYER 2, 24 PORT</u>		
	<p>The switch should be populated and supplied with all the modules (Fully loaded with SFP Modules), connectors, and interfaces etc Non-POE, 24 GE 10/100/1000 Base BaseX Ethernet port. The switch should be as per RDSO Specification No. RDSO/SPN/TC/83/2020 Rev 2 or latest.</p> <p>Switches shall be of reputed Tejas, CISCO, Extreme, Juniper, Allied Telesis or HP or better.</p> <p>Minimum With 03 Years Warranty.</p> <p>Switch should support Surge Protection on power input and on Ethernet ports as per EN 61000- 4-5 standard and suitable for SP and SSP (25 KV Environment).</p> <p>Samples shall be approved from Consignee/Engineer In charge before supply.</p> <p>All Switches to be installed in Racks and configuration and commissioning of switches as to be done as per requirement of site In charge and Engineer In charge.</p>		
5.79.7	<u>SPECIFICATIONS OF 8 PORT L2 MANAGEABLE PoE SWITCH</u>		
	8 port L-2 manageable switch ((Fully loaded 02 SFP Modules) as per RDSO specification No. RDSO/SPN/83/2014, Ver.1.0, Amendment-1 or latest.		
	It shall be of good quality to make HFCL, Tejas, CISCO, Extreme, Juniper, Allied Telesis HP, Netgear or better.		
	Minimum with 03 Years Warranty.		
	Samples shall be approved from Consignee/Engineer In charge before supply.		
	All Switches to be installed in Racks and configuration and commissioning of switches as to be done as per requirement of site In charge and Engineer In charge.		
5.79.8	<u>LAYING OF 6 CORE OFC CABLE</u>		

Laying of 6 Core OFC Cable shall be through PVC casing capping /PVC rigid pipes. Fixing/Laying material shall be arranged by the contractor in the offered cost as per site requirement, as per officer incharge and site incharge.

Fixing, termination and splicing of OFC cable in LIU and FDMs as per site requirement as per Site Engineer incharge and as per Officer incharge.

5.79.9**SPECIFICATION OF 24 PORT RACK MOUNTABLE LIU ALONG WITH ALL ACCESSORIES & ITS INSTALLATION**

LIU shall be of reputed make.

Sample shall be approved from Consignee/Engineer Incharge before supply.

LIU shall be fitted in 19" Rack.

LIU shall have sufficient numbers of splicing Tray and other accessories as per requirement Nos. of fibre to be terminated. Minimum 24 fibres.

Splicing and termination of OFC in LIU box should be done with pigtail of 1 Metre length with LC type connectors and required 24 nos. of LC to LC patch cords of 1 mtr. Length for connecting LIU to switch of same make of LIU.

5.79.10**SPECIFICATION OF FXS GATEWAY (48 PORT)**

- Should be possible to mount it on a standard 19" rack and 600mm x 600mm. All mounting hardware for the same shall be supplied.
- Should have at least 48 FXS ports for connecting analog phones.
- Should support SIP as per RFC 3261.
- Should support T.38 Fax Pass through over IP.
- It should support voice codecs: G.711 (a-law/p-law), G.723.1, G.729a, G.726.
- Should support IPv4 and IPv6.
- Should have one Gigabit Ethernet port to connect to LAN.
- Should support IEEE 802.1q based VLAN tagging.
- Should support caller ID presentation on the analog phones when working with the SIP server provided.
- Should support comfort noise generation for comfortable telephony.
- Should support SIP registration with at least two SIP servers - primary and secondary and should have the capability to use the secondary SIP server in case primary SIP server is not available.
- Subscribers connected to FXS gateway should be able to dial each other in case connectivity to SIP servers is lost (fall back feature).
- Should have inbuilt dial planner for simple call routing capabilities.
- Should have a Telco connector to terminate the FXS ports on an IDF for further wiring.
- Should be possible to configure the gateway using telnet/SSH/HTTP.
- Should support Configuration Backup/Restore.
- Should support SNMP management.
- Should support remote logging through a syslog server.

- The FX Sport shall support up to a distance of 5km (minimum) over PLJF copper cable of 0.5mm dia.
- It should work on 230V AC Power supply.
- OEM should be ISO 9001:2015 and ISO 14001:2015 certified.
- Should have regulatory compliance of UL/FCC/CE/TEC.
- Should have EMC certification from any NABL accredited lab which is designated by TEC for safety testing of Telecom & IT products.

5.79.11 SPECIFICATION OF CONTROL IP TELEPHONES WITH HANDS FREE AND GOOSENECK MIC

Supply and installation of control IP telephones with hands free and gooseneck operation for wayside stations as per clause 11 of RDSO/SPN/TC/99/2012 rev.2 or latest.

5.79.12 SPECIFICATION OF 4 PORT GATEWAY

Supply, installation and commissioning for 4 port Gateway to support 4 port concurrent emergency communication at HQ/Way station to support 4 wire ports/ 4 port Gateway with built in 2 wire to 4 wire hybrid convert to support 4 wire output as per clause 13 of RDSO/SPN/TC/99/2012 rev.2 or latest.

5.79.13 SPECIFICATION OF IP PHONE

It should work on SIP technology as per RFC 3261.
 It should have Dual Gigabit ethernet port with integrated PoE so that the PC can be connected to the SIP phone for normal data service.
 Option for external power supply should also be available.
 However, external adapters are not required to be supplied unless asked for separately. It should support voice codec's G.711 (a-law/p-law), G.723.1, G.729a, G.726.
 Phone should support DTMF audio, RFC 2833, SIP INFO.
 Phone should be required with at least two line display systems so that information like incoming calls etc. is displayed on the same.
 Phone should have minimum 4 physical programmable keys to be used for speed dialling as well as monitor in go for extension status of extension.
 These LEDs shall have the following behaviour:
 Extension idle: OFF
 Extension ringing: BLINK
 Extension busy: ON
 Phone should have at least 2 user accounts.
 Pre-Moulded Cat 6 Ethernet patch cord of at least 2 metres should be supplied along with the phone.
 Phone should support class ½ PoE for it to be environment friendly and use less power. This is required for ensuring that the phones are powered using the existing switches. Phones should support VLAN tagging of voice packets so that data and voice packets use different VLANs.
 Phone should be IPv4 and IPv6 compliant.
 The phone should support auto-provisioning through DHCP and HTTP using normal text based files.
 The format for this text file shall be provided by the firm.
 Should support NTP and SNTP for time synchronisation.
 OEM should be ISO 9001:2015 and ISO 14001:2015 certified.
 . Should have regulatory compliance of UL/FCC/CE/TEC.
 Should have EMC certification from any NABL accredited lab which is designated by TEC for safety testing of Telecom & IT products.

	It shall be of reputed make. Note: Prior approval must be taken before the supply.
5.79.14	<u>SPECIFICATION OF ELECTRONIC PUSH BUTTON TELEPHONE (CLI)</u>
	<p>The electronic push button telephones should have the following main features.</p> <ul style="list-style-type: none"> • Pulse or Tonedialling, temporary switch over possible. • Redial button. • Last number redial. • Ring volume adjustable. • Telephone instruments shall be compatible with the existing Digital exchanges. • It shall have a CLI (Caller Line Identification) facility. • Electronic Push Button Telephone Instrument should be of Panasonic, Beetel or BPL make or better. <p>Note: Prior approval must be taken before the supply.</p>
5.79.15	<u>SPECIFICATION OF 1 KVA ONLINE UPS</u>
	<p>A. This UPS shall be pure sine wave online UPS of 1 KVA capacity based on IGBT based B. switching device.</p> <p>C.</p> <p>D. UPS shall work with the input of normal Indian power supply i.e. Single phase with 160V-270V at 50Hz (40-60Hz). The output shall be single phase, 50Hz & 230V AC. Power factor shall be 0.8. There shall be an electromechanical bypass facility in case of the UPS failure due to any reason.</p> <p>E.</p> <p>F. Protections like overvoltage, short circuit and overload at UPS output terminal, under G. Voltage at the battery terminal is a must. Necessary surge protection devices need to be</p> <p>H. available in the UPS.</p> <p>I.</p> <p>J. The UPS shall be supplied with maintenance free batteries (Reputed make) to provide a back-up of at least 60 Mins. at full load of 1 KVA. Charging system of the UPS shall be such that in future backup time can be increased by adding more batteries.</p> <p>K.</p> <p>L. The UPS should have a proper LCD display & indications to show voltages, currents, frequency and various status of working of the UPS. Minimum indications of i) Mains ON ii) Load on Battery iii) Battery on Charge & iv) Battery Low shall be available.</p> <p>M.</p> <p>N. It shall be possible to monitor the UPS from a remote location through the LAN network.</p> <p>O.</p> <p>P. UPS along with its battery shall be housed in a suitable Rack. This rack shall be provided by the contractor.</p> <p>Q.</p> <p>R. Make of the UPS shall be APC/Delta/Emerson or better. S.</p> <p>T. Note: Prior approval must be taken before the supply.</p>
5.79.16	<u>SINGLE POLE DCMCB 6 AMPERE</u>
	Supply of Single Pole DCMCB 6 Ampere 'C' Curve. Make Havells, HPL, L&T or better as per Instruction of Engineer Incharge.
5.79.17	<u>SPECIFICATION OF CAT-6 CABLE.</u>
	It shall be of reputed make like Molex, AMP or D-Link

	Type	UnshieldedTwistedPair, Category6,ANSI/TIA-568-C.2 complied
	Conductors	23AWG solid bare copper
	Insulation	Polyethylene
	Separator	Crossshapedseparatorbetweenpairs.
	Jacket	FlameRetardant PVC- Must forSafetyCompliance
	Approvals	UL Listed
		ETLverified to ANSI/ TIA568-C.2 Cat6
	Packing	Box of305 metres
	Note: SupplyofCAT-6enhancedcablewithidentificationmarks/Ferrules etc.as per InstructionofEngineer Incharge.	
5.79.18	<u>SUPPLYOFSIMBASED4GWIRELESSROUTERWITHDONGLE WITH ANTENNA</u>	
	Cellular:SupportforStaticorDynamic IPAddresses.	
	Cellular Network	
	LTEFDD:B1/B3/B5/B8	
	LTETDD:B34/B38/B39/B40/B41	
	WCDMA: B1/B8	
	GSM: 900/1800MHz	
	SIMCard	
	DualSIM.Push -PushSIMcardholderswithSealingfacility	
	Ethernet Ports:	
	ConfigurableFour LAN Port-10/100Base-Tper IEEE802.3andOptionalOneWAN Ethernet	
	NetworkProtocols	
	ARP,DHCP, IPv4, IPv6,ICMP,TCP,UDP,HTTP,HTTPS,SSH,NTP,BGP, OSPF, IPSec,GRE,OpenVPN, Zerotier,TLS,NAT	
	Security:	
	AccessControlRules,Firewalltrafficrules,IPSECVPN,SSH1&2,NAT-T,Port Forwarding, NAT	
	IPSECFeatureswith IKEV1&V2	
	Encryption:DES,3DESandAES128,192,256	
	Authentication:MD5, SHA1, SHA2	
	Supportfor IPSecVPNMultiplepeers-UptoMinimum2Peersper Tunnel	
	Shouldbeabletobuild IPsectunnelsdynamically,pointtopointandpointto multipoint.	
	Theroutershould supportGRE,Open VPN,IPSecVPN,ZeroTier	
	Management:	
	CLIconsole, SSH,HTTP, HTTPs,SNMP v1/v2/v3	
	StatusMonitoring: ICMPtomultipledestinationsforKeep Alive&Self Heal.	
	RemoteFirmwareUpgradethroughHTTP,SCP,TFTP	
	ScheduledRebooting-DeviceshouldbecapabletoprogramAutoRebootingas per configured schedule and time	
	shallprovidecentralisedmanagementsoftwarewithSecure tunnelcommunicationto remote devices (Optional)	

	ICMPping&Traceroute	
	LED Indications:	
	ShallhavesuitableVisualIndicators fordiagnostics andhealthy/unhealthystatus of PortssuchasPWR,SQ,SIM1,SIM2,andLAN/WAN.Alsoshouldindicatestatusof Fast Ethernet LAN Port	
	OperatingTemperature-0Cto55C	
	Power	
	12/24VDCOperation withreversepolarityprotection andExternal Power Supply adapterwith230VAC	
	Accessories	
	EthernetCable-1No.&Suitable antenna-1 No.	
	Certification-IEC	
	IEC:61000-4-2	
	IEC:61000-4-3	
	IEC:61000-4-4	
	IEC:61000-4-5	
	IEC:61000-4-6	
	IEC62368-1:2018	
	RegulatoryCompliance	
	BiddershallconfirmthatofferedproductisMTCTEApprovedasper(DOT/TEC) DEPARTMENT OF TELECOMMUNICATION, GOVERNMENT OF INDIA	
	Biddershallshareandsubmitthe IEC&MTCTE ComplianceCertificate forthe same	
5.79.19	<u>SUPPLYOF5PAIR0.5 MMCOPPER CONDUCTOR:</u>	
	It shall be of annealed copper conductor, PVC insulated switchboard telephone cable as per SpecificationNo.G/WIR-06/03Mar2002orlatest. ItshallbeofgoodqualitytomakeDelton, Finolex,Ushaorbetter.	
5.79.20	<u>SUPPLYOFHDPE DUCT</u>	
	SupplyofHDPEduct40/33mmasperRDSO/SPN/TC/45/2013/Rev2.0withlatest amendments as available. Foreach Km ofHDPE ductfollowingitems areto besupplied a) EndPlugs -2 no. b) Cablesealingplugs- 2 no. c) Plasticcouplersslipfit/pushfitttype-2 no. d) Endplugs to beprovided alongwith drum-2 nos.	
5.79.21	<u>TRANSPORTATIONANDLAYINGOFHDPEPIPE:</u>	
	Transportation and Laying of HDPE pipe as per approved cable route plan in the excavated trench, taking due care while transporting and laying the same in the trenches or otherprotectiveworks.Boththeendoftheductshouldbesealedwithendplugsbeforelayingand should.	
5.79.22	<u>BLOWINGOFFCTHOUGHHDPEDUCT:</u>	
	Blowing of OFC through HDPE duct & protective work. Where it is not feasible to blow OFC duetocurves,road/trackcrossings,bridgesorforanyotherreason,OFCshallbedrawnorlaid manuallyasperthestandardprocedure.Alltheequipmentandmachineryrequiredshallbe arranged by the contractor at his own cost.	
5.79.23	<u>SPECIFICATIONOFSPLICINGOFCCABLEANDMAKINGTHESPLICEJOINT</u>	
	SplicingoflaidunderabovetemsOFCcableandmakingthesplicejointindustfree	

environment with contractor's own equipment and labour, Straight joint enclosure (SJC) is covered under schedule „A' remaining all required materials, tools, plants shall be arranged by the contractor. Splicing shall be started from one end and each splicing shall be monitored after splicing and after closing the enclosure for all the fibres from one central location by contractor's engineer with his own OTDR and optic Talk set with railway engineer, trace for the fibres shall be taken and signed jointly, if any fibre splice shows high loss / lossy event, the same shall be redone before completion of splicing work. The splice loss shall be as per the policy/ technical circulars issued by the railway from time to time.

5.79.24	<u>UPPLY OF OFC JOINTING</u>
	Supply of OFC jointing pit size 0.6m X 0.8m X 1m. The material shall be supplied as per engineer in charge.
5.79.25	<u>SPECIFICATION OF STRAIGHT JOINT ENCLOSURE</u>
	2X24 fibre optic fibres splice straight joint enclosure (SJC) complete with all accessories as per RDSO/SPN/TC/68/2014, Rev.3 or latest specs for 24 fibre OFC cable with latest amendment.
5.79.26	<u>LAYING OF PVC CABLE / CAT6 CABLE</u>
	Laying PVC Cable / CAT6 cable in through casing-capping on wall including laying material like 3 way / 4 way junction box T-Joint etc. and as per instruction of supervisor in charge.
5.79.27	<u>SUPPLY OF 48V, 50AMPS BATTERY CHARGER</u>
	Supply, Installation, testing and commissioning of 48 V.50 amps battery charger for telecom use as per No. RDSO/SPN/TL/23/99 (ver.4) or latest in N+1 configuration i.e. using 3 modules of 25 amps with automatic switching between the modules for two sets of 200 AH battery. It shall be equipped with surge and lightning protection of class 'B' and 'C' the configurations shall be decided as per site requirement.
5.79.28	<u>SPECIFICATION OF 19" 42U RACK</u>
	Floor Standing Rack shall be of Size – 42U.
5.79.29	The 19" Rack structure width 60mm and depth 800mm for housings should be made of 1.6mm thick Mild Steel
	A. Each Rack should have 1-No Front-Glass-Door of 4mm thick covering the entire length of the rack that should be fitted / pasted to Front-Door-Frame by using silicon sealant. The material thickness of the Front & Rear – Door Frames should not be less than 0.9mm with a capability of opening up to 180 degree approximately with locking arrangement, detachable & interchangeable hinges. Front & Rear Door should have Polyurethane Gasketing. Racks should have Locks on all sides, which can be unlocked and opened by a single key. Cable manager, 24 port RJ45 patch panel (CAT6) and equipment trays as per site requirement.
	B. The thickness of Top-Cover & Bottom-Basement material should be at least 1.2mm. The Top Cover should have Cable-Entry holes of size 40mm in diameter with Rubber Rings and suitable Gland Closure Plates.
	C. The Side Panel of the Rack should be detachable having ventilated fines flush fitted with Air filters up to 1/3rd height to avoid dust entry.
	D. The Power Distribution Channel (AC) should have 4 Nos. in 42U with switch of 5 Pin Type and 5 Amps capacity with common Fuse and Indicator. All the Sockets must be Industrial quality either LEGUARD or CRABTREE or ANCHOR or ZODIAC Make. Suitable capacity Mains 3 Core Cable of 3 Mts. Length with 15 Amp Mains Plug must be given with this box. Total quantity for this item is 2-Nos. per Rack. The Socket should be mounted vertically on a PVC base at the back side of the Rack.
	E. Each Rack should have Heavy Duty Castor except 42U consisting of 2-Nos. with Brake and 2-Nos. without Brake. The castors are to be mounted on a separate Plate.

F. Each Rack should have 4-Nos. Cooling Fans of Hi-cool Make or superior of 230VAC Mains Rating with supply Cable and Plug, fitted directly inside the Top Cover.

G. PVC Cable Channel of size 45 (H) X 800 (W) mm of full rack length, in 42U. One No. of 19" Cable Manager with 5-Hooks for Power Cable is required with each Rack. Cable Guides, Cable Ties, ties Holders cable Markers should be supplied for easy identification and lacing of Cable.

H. 1-No Copper Earthing-

Bar/Strip with Tin Plating of Cross Section 1" X 1/4" to be provided horizontally on the rear side of the rack full length of 19" Width with suitable tapping to be supplied with each Rack.

I. The Rack structure should be fully Powder Coated with a combination of Dark & Light Grey shade. Doors-Frames should be in light Grey shade.

J. Front Panel Mounting Hardware (One set consisting of 1 No Cup Washer, 1-No Cage Nut, and 1-No M6 Screw) set, 20-Nos. per Rack is required.

K. MCB Panel (without MCB) for housing of minimum 10 MCB shall be available at the top of the Rack, with +ve and -ve bus bar for provision of DC Power Supply.

L. The Rack should be Valrack /Vero president/ Rattle or better.

5.79.30 SPECIFICATION FOR LC-SC/SC-SC/LC-LC/FC-LC OF CPATCH CORD 10.0 MTR. LENGTH

It shall be of good quality and of reputed make. Samples shall be approved from Consignee/ Engineer in charge before supply.

Parameter	Unit	Measurement
Insertion loss (IL)	dB	≤ 0.2
Return loss (RL)	dB	≥ 50
Repeatability	dB	≤ 0.2
Changeability	dB	≤ 0.2
Operating temperature	°C	-35 to +70
Storage temperature	°C	-35 to +70
Fibre type		G657 (A1/A2)/G652D
Fibre diameter	um	SM-9

5.79.31 SPECIFICATION FOR INSTALLATION OF MATERIAL CONSISTING DC DB, DC DISTRIBUTION ARRANGEMENT

S N	Description	Unit	Qty
1	100 pair IDC (disconnection) type tag block complete with 10 no. of 10 pair disconnection modules with Label holder & Back mount frame, Plug number and dust cover with, drain wires to an earth contact without soldering (similar to model STG2C210PU and 69011006-00 make 3M or model LSA plus make ADC Krone)	No.	3
	i. Test Cord 2/2, 2 pole open ended with 1 plug 2/2 ii. Test Cord 2/4, 4 pole open ended with 1 plug 2/4 iii. Connection Cord 2/2 2 pole with Plugs iv. Test Cord 2/4, 4 pole with 4 banana Plugs v. Disconnection Plug 1 pair 15 No. (red) Make 3M or model LSA plus make ADC Krone)		
2	Distribution Box (DB-48V DC and DB+48V DC) DC Power-Distribution Arrangement:- Each cross connect Rack shall be fitted at the top of the Rack with 2 numbers (one each for +ve and -ve leads) of Distribution Block having 8	No.	2

	outputs for terminating the DC input supply from Power room and its distribution upto 8 outputs. The outputs shall then be terminated to individual DCMCBs of required ratings for feeding power to the individual equipment. These MCBs shall also be mounted at the top of the Rack by the side of the Distribution Blocks. Din Rail Mounted Terminal Blocks shall be used for Distribution of 48V DC Supply which are standard modular terminal blocks to sector specific connecting terminal blocks. The Complete unit shall be offered with screw connection / rising cage clamp connection, spring cage technology based standard din rail terminal blocks, fuse blocks disconnect blocks, panel mount blocks, feed through blocks, multi-tier blocks and initiator/actuator blocks, Rail, End Covers, Label Block etc.		
3	i) MCBs 6 Amp single pole (Ratings shall be advised at the time of supply by Engineer In-charge)	No.	8
	ii) MCBs box for 8 MCBs make L&T or similar		
4	Battery cable 10 Sq.mm multi strand copper wire conforming to IS 694-1990 for each OFC shelter between battery load and charger		
	i) Battery wire Red colour	Mtr	30
	ii) Battery wire Black colour	Mtr	30
	iii) Battery wire Yellow colour	Mtr	30
5	Battery cable 6 Sq mm between DC DB to STM-I and PDMux		
	i) Battery wire Red colour	Mtr	10
	ii) Battery wire Black colour	Mtr	10
	iii) Battery wire Yellow colour	Mtr	10
6	Lug for 10 Sq mm cable	No.	50
7	Lug for 6 Sq mm cable	No.	20
8	HRC fuse		
	i) 20 Amp HRC fuse cartridge	No.	6
	ii) 20 Amp HRC fuse (Male-Female housing)	No.	6
	iii) Wooden box 2 no.	No.	2
9	4 No. of 12 ways screw type terminal block suitable for single strand conductor of (0.4 to 0.9 mm dia) 2X6 quad cable termination on termination blocks.	No.	4
10	Rotary switch 1 pole 3 way make before break makes L&T at least 40 Amp.	No.	1
11	Box for Rotary switch metallic	No.	1
12	25mm X 6mm X 600mm copper earth strip	No.	1
13	Jumper wire (0.5 mm Conductor dia) as per TEC specification no. GR/WR-10/03 Sep. 2006	Mtr	200

5.79.33 SPECIFICATION FOR INSTALLATION OF CLASS B, C & D TYPE LIGHTNING PROTECTION

Technical Specification and requirements for Surge Arrester (Class B & Class C) as per RDSO Specs. RDSO/SPN/TC/98/2011 Ver. 0 or latest amendment.

Specification	
Parameters	Limits

		Line to Neutral	Neutral to Earth
1	Nominal Voltage, Un	230V	230V
2	Maximum Continuous AC Voltage, Uc	>300V	>255V
3	Nominal discharge current 8/20 μ s. (In)	>3KA	>3A
4	Maximum Discharge Current (8/20) μ s)	>5KA	5A
5	Imax	-	-
6	Voltage Protection Level Up	>1.5KA	>1.5KA
7	Operating temperature/RH	-10°C to +60°C/95%	-10°C to +60°C/95%
8	Indication	Mandatory	Optional
9	Degree of protection	IP20	IP20
10	Housing	Fire Retardant as per UL 94	Fire Retardant as per UL 94

For protection of power supply port of telecom devices working on 230V AC and kept in users premises like yard masters room, ASM room etc,

1. This device shall be housed to provide Min 3 Nos of 3 pin Indian style sockets.
2. It shall be provided with indication regarding faulty/healthy conditions.
3. It shall have following characteristics and features.

5.79.34 SPECIFICATION OF INSTALLATION OF FIBRE DISTRIBUTION MANAGEMENT SYSTEM

Transportation and Installation of Fiber Management System and splicing, and termination 2 X 24 optic fibre cable of the both ends as per site requirements, complete with all required materials, Fittings, and accessories at contractors own cost.

5.79.35 150MM WIDTH X 50MM DEPTH X 1.6MM THICK SIZE PERFORATED GICable tray

Supply and Installation of 150mm width x 50mm depth x 1.6mm thick size perforated GI cable tray including horizontal and vertical reducers, tees, cross members and other accessories as required and duly suspended from the ceiling with GI suspenders. All installation work will be completed the instruction of Engineering supervisor of the work

1.81 HDPE 125 (OD), PN8, PE100 with thickness (7.4MM to 8.2 MM):-

1. High Density Polyethylene) pipe specification is required for Use with special installation techniques like horizontal directional drilling
2. HDPE pipe is Manufactured as per IS standards
3. AVAILABLE SIZES, TYPES & PRESSURE Class:- 125 Outer diameter, PN8 (For PE 100).
4. Working temperature from -40°C to +45°C.
5. Chemically inert as well as excellent corrosion and abrasion resistance
6. High Durability and Excellent Service Life of more than 25 years
7. Leak proof Joint and suitable with different HDPE joining Methods
8. High Impact Strength, high toughness and excellent crush Resistance
9. Excellent performance in aggressive climatic conditions having superior UV and low temperature resistance with antimicrobial properties
10. Smooth inner walls enhancing high flow with less friction loss and superior water hammer

resistance

- 11. HDPE pipe shall be marked at every 1 mtr length in such a way that manufacturer's name, vender name can be easily identified.
- 12. One of the following coupling arrangements should also be supplied with each pipe as per the site requirement. Suitable snap fit coupler with rubber 'O'-Ring/Spacers/Tees/Bend/End- cap
- 13. Coillengthshall be as per instruction of engineer.

Deputy Chief Signal & Telecom Engineer (Con.)
Western Railway, Vadodara-390004
For and on behalf of the President of India

5852210/2024/O/o Sr DSTE/W/S&T/MMCT/WR



भारत सरकार Government of India
रेल मंत्रालय Ministry of Railways
(रेलवे बोर्ड Railway Board)



No. 2024/CE-I/CAO(C)Workshop/part-2

New Delhi, dated: 03.06.2024

The Principal Chief Engineers

All Indian Railways.

Sub: Instructions for incorporating the JPO, Circular etc. Provisions in the Tender Document for all works requiring digging work close to Railway signaling, telecommunication, electrical etc. Cables. .


Ref: (i) Board's letter No. 2021/Tele/5(2)/3-Part(1)(3425647) dated 12.06.2023

Board vide letter under reference (i) "Telecom Circular No. 09/2023" has issue a Joint Procedure Order (JPO) on the subject 'procedure for undertaking digging work in the vicinity of Signaling, Electrical and Telecommunication cables'. (Copy enclosed)

In regard to lodging FIR with RPF in cases of work being executed by authorised contractors who have been duly permitted to execute the works, Zonal Railways are requested to ensure strict compliance of para 9 containing in Board's letter under reference (i) "Telecom Circular No. 09/2023" which is reiterated as under:-

'Para-9:- Railway will not lodge FIR with RPF in cases of works being executed by authorized contractors of Railways who has been duly permitted to execute the works'.

DA:- As above.


03.06.24
(गौरव)

निदेशक सिविल इंजीनियरिंग(जी)**रेलवे बोर्ड**

[Phone: 030-47598(Rly) : 011-23307598(MTNL)]

Email address: dceg@rb.railnet.gov.in;

Signature Not
Verified
Digitally signed by
YOGESH GUPTA
Date: 2024.06.25
16:43:45+05'30'
Reason: IREPS-CRIS
Location: New Delhi

5852210/2024/O/o Sr DSTE/W/S&T/MMCT/WR



75
आज़ादी का
अमृत महोत्सव

भारत सरकार Government of India
रेल मंत्रालय Ministry of Railways
रेलवे बोर्ड (Railway Board)



Telecom Circular No.09/2023

सं.2021/Tele/5(2)/3-Part(1)(3425647)

नई दिल्ली, दिनांक: 12.06.2023

The GM/CMD/MD/PCAO/CAO,
All Indian Railways, KRCL, PUs, CORE, COFMOW
(As per standard list)

The DGs/Directors
RDSO, NAIR, All CTIs

Sub.: Procedure for undertaking digging work in the vicinity of Signalling, Electrical and Telecommunication cables
Ref.: JPO issued vide Board's letter No.2003/Tele/RCIL/1Pt.IX dated 24.06.2013 (Telecom Circular No.17/2013)

A Joint Procedure Order (JPO) for undertaking digging work in the vicinity of underground Signalling, Electrical and Telecommunication cables was issued last vide Board's letter No.2003/Tele/RCIL/1Pt.IX dated 24.06.2013 (Telecom Circular No.17/2013). Notwithstanding the provisions contained in the JPO for protection of cables, a significant number of cable-cut incidents and practical difficulties in implementation of certain provisions of the said JPO were reported.

Board, therefore, constituted a committee of SAG officers to revisit the JPO. Based on the recommendations of the committee, Board (MI) has approved broad guidelines for procedure to be adopted by Zonal Railways for protection of cables while undertaking digging work in their vicinity (Annexure). These guidelines are in supersession of JPO issued vide reference above.

Zonal Railways are requested to issue local instructions/guidelines/JPO implementing these broad guidelines within a month of issue of this letter. Zonal Railways may also ensure that these local instructions/guidelines/JPO are also made part of all tenders for works in the vicinity of cables in accordance with the instructions issued by Civil Engineering Dte of Railway Board vide letter No.2023/CE-I/EDCE(G)/Misc. Dated 18.04.2023.

DA: As above

राकेश रंजन
26/6/23

कार्यकारी निदेशक (दूरसंचार विकास)
दूरभाष: 011-47843012, 030-43012
ई.मेल: edtd@rb.railnet.gov.in

Copy to:

1. PSO to M(I) for kind information of Member/Infra
2. ED/SD, ED/EE/M, ED/CE/G, ED/GS/C-II for information & ensuring implementation of guidelines in letter & spirit
3. PCSTE, PCE & PCEE, All Indian Railways

कमरा सं.103-ए, रेल भवन, रायसैना रोड, नई दिल्ली - 110001

5852210/2024/O/o Sr DSTE/W/S&T/MMCT/WR

(Annexure to letter No. 2021/Tele/5(2)/3-Part(1)(3425647) dated 12.06.2023)

Annexure**Guidelines for protection of cables while doing work its vicinity**

1. Cable route marking for all types of cable must be made available block section wise on Railnet.
2. Before allowing the contractor to work near the tracks, the work executing agency (like SrDSTE/SrDEN/SrDEE or DyCSTE/DyCEE/DyCE etc.) shall ensure that the permission has been granted by the division to the contractor in accordance with the local instructions / JPO to work in the vicinity of the cables. Zonal railways shall devise suitable mechanism and timelines for the obtaining/granting such permission.
3. In case of works being taken up by the State Government, National Highway Authority etc., zonal railways shall devise mechanism for shifting the cables or for proper protection of cables before granting permission to work.
4. The engineering control shall keep all the information regarding any works being done near the track. S&T and electrical control shall obtain this information from engineering control. These controls shall coordinate among themselves to ensure that no work is done in the vicinity of the track without proper permission.
5. The concerned SE/P.Way/SE/Works/SE/Sig/SE/Tele SE/Electrical (TRD or G) or RailTel supervisors supervising the work of the contractor shall ensure that the existing emergency sockets are not damaged due to their importance in providing communication during accident/emergency.
6. For all new works, cable shifting should be a mandatory part of DPR and estimate. For ongoing works, Zonal Railways may sanction works for cable shifting if necessary through contingency/supplementary/revised estimate where provision does not exist. However, in case zonal railways decide not to shift cables (due to any reason) then protection of cable shall be ensured by the zonal railways during execution of the work.
7. Penalty to be imposed for damages to cable shall be as under:

Cable damaged	Penalty per location
Only Quad cable or Signaling cable	₹ 1.0 Lakh
Only OFC	₹ 1.25 Lakh
Both OFC & Quad	₹ 1.5 Lakh
Electrical Cable	₹ 1.0 Lakh

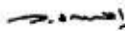



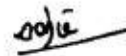






852210/2024/O/o Sr DSTE/W/S&T/MMCT/WR

8. Penalty should be levied on the contractor when they work without permission or resort to careless working without making arrangements for protecting cables and other utilities. Based upon the local conditions and practices, zonal railway shall devise its own conditions for examining and levying penalty. For each cable cut, a joint report at the level of supervisors should be prepared on the same day and it should become the basis for levying penalty and fixing responsibility. Joint note should be forwarded by SrDSTE/SrDEE to the executive in-charge of the work. The executive in-charge of the work should act and decide on the cable cut case within 15 days under information to SrDSTE/SrDEE as the case may be. There should be provision of appeal by contractors within one month of notice for levying penalty at ADRM level. Decision of ADRM shall be final and binding upon both parties.
- ✓ 9. Railways will not lodge FIR with RPF in cases of works being executed by authorized contractors of Railways who have been duly permitted to execute the works.
10. Zonal Railways shall issue local instructions/JPO for protection of cables while undertaking works in the vicinity of railway tracks in line with this guideline. Zonal Railways shall also ensure that such instructions become part of their tender document within one month of the issue of the local instructions. Suitable action against erring officials shall also be incorporated in these instructions if the same is not adhered to.

5952279/2024/O/o BY DSTE/S&T/MMCT/WR

पश्चिमरेलवे
प्रमुख मुख्य संकेत एवं दूरसंचार
इंजीनियर का कार्यालय,
5वीं मंजिल, स्टेशन भवन, चर्चगेट,
मुंबई-400 020



Western Railway
Office of the
Principal Chief Signal & Telecom
Engineer,
5th Floor, Station Building Churchgate,
Mumbai-400 020.

No. SG 217/9(Computer No- 433074)

Dt: 08.01.2024.

CSTE/C-I, CSTE/C-II

Sr.DSTE/Co-MMCT, BRC, RTM

Sr.DSTE/S/MMCT, Sr.DSTE/N/MMCT, Sr.DSTE/N/BRC, Sr.DSTE/ADI

Sr.DSTE/Sig/ADI, Sr.DSTE/W/RTM, Sr.DSTE-RJT, Sr.DSTE-BVP

(POLICY NO-01/2024)

Sub: - Shifting and Laying of Signal & Telecom Cable in new doubling
works

In recent past there have been many cases in various Divisions where doubling works or other activity is going on. There is massive cut of Signaling and Telecom cables during the course of earth work or preparatory works. In the current year total 417 cable cut cases have taken place.

Such cuts lead to heavy detention to train traffic and movement of trains by piloting of PLC for hours together.

Therefore, following policy is to be adopted for construction works to avoid cable cuts:

- (i) No work of cable trenching should be carried out without site survey and prior intimation to avoid signal and telecom cable cutting and resulting detention to train traffic.
- (ii) For sections which are targeted for commissioning in the present financial year. Adequate planning for identification (Cable route tracing) and rectification should be done in ongoing contracts along with provision of restoration by trenching, cable laying, jointing etc. to be executed through ongoing works or if required by operating NS items in existing contracts. This may be planned by separate works if decided by construction units.
- (iii) Objective is to obviate and minimize cable cuts of signal and telecom cable and if despite of efforts cable gets cut to achieve the restoration in shortest possible time.
- (iv) For doubling works which are not targeted in the current year S&T Construction Unit should immediately plan works of relocating all the cables in infringement and which are falling under the plan earth work site. In case of

352279/2024/O/o S/DSTEW/S&ID/MRCT/WR

multi tracking, where such relocation is inescapable, the new cable should laid out of all the toe line.

- (v) Sufficient provision in existing contract or new contract in schedule items should be made for restoration of damaged cables. Cable trenching, laying and suitable protection (as per policy of Board) etc. to avoid cable cuts and early restoration in case inadvertent happens.

This has the approval of PCSTE/WR.

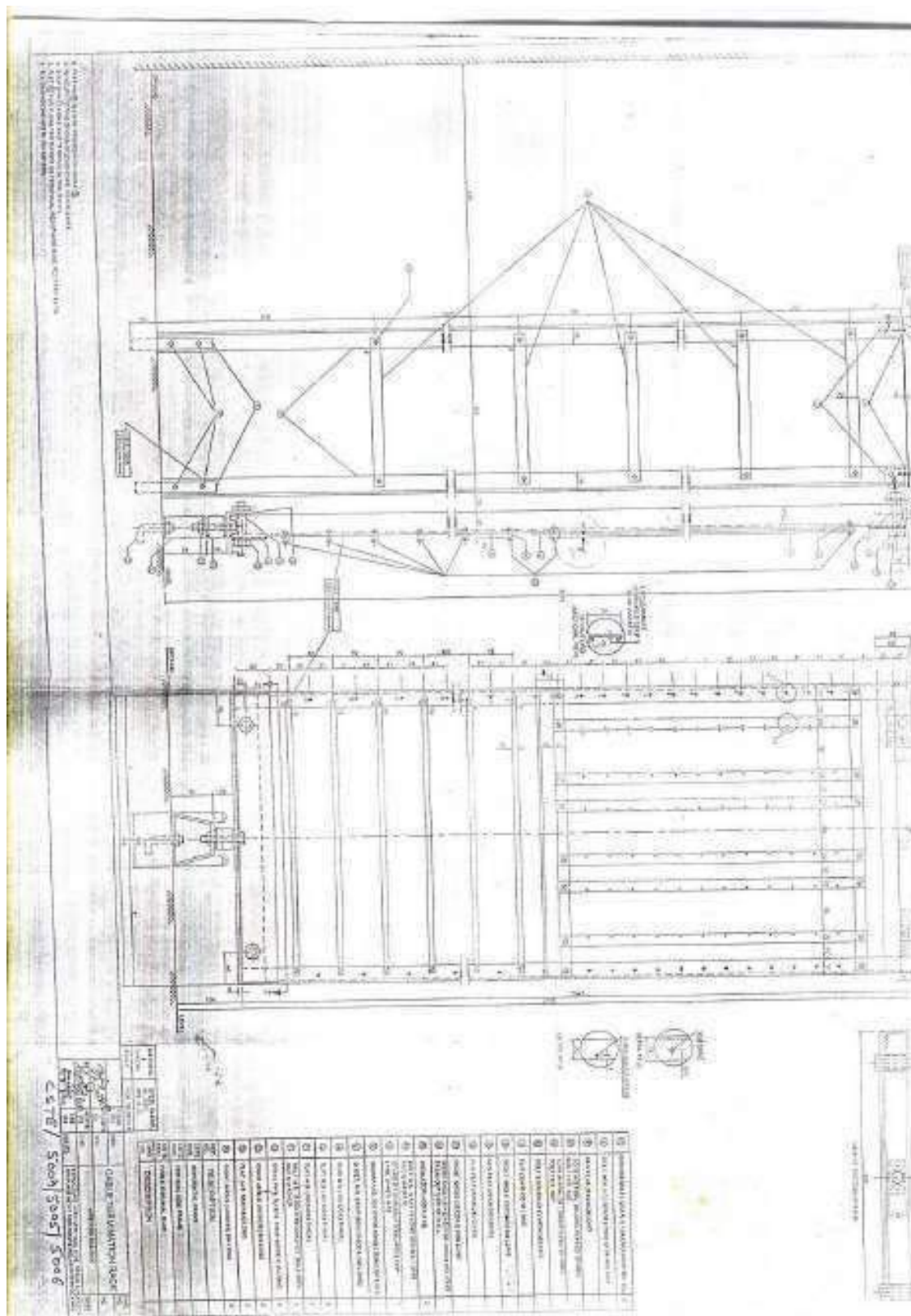

(S. Bandopadhyay)
CSE (HAG)/WR/CCG

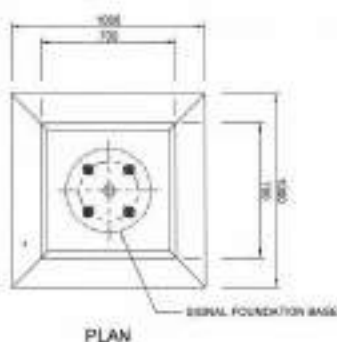
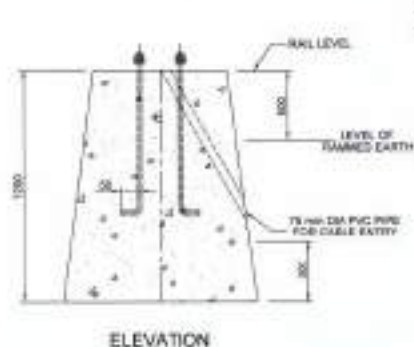
Drawings

These drawings are given here for reference, although any deviation or amendment may be taken place as per policy guideline or approval of CSTE C-II-CCG.

For various standard specifications and drawings pertaining to RDSO, please refer RDSO website.







FOUNDATION BOLT CENTRE
CONCRETE 1:3:6

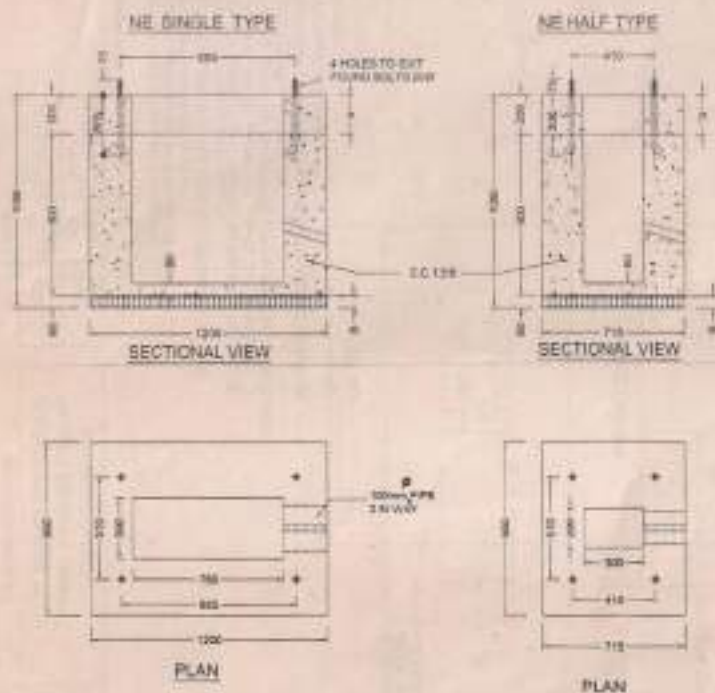
NOTE:-

1. ALL DIMENSIONS ARE IN mm.
2. CHECKING OF BOLTS TO BE DONE IN THE CONCRETE BASE DURING THE MEASUREMENTS OF THE SURFACE BASE AND ORIGINALLY ALONG THE FOUR SIDES OF THE SURFACE BASE WITH THE BOLT LOCATION 12.3 & 4 BY PROVIDING TEMPLATES.
3. EXACT FOUNDATION SHOULD BE CAST IN ONE STITCH AND WITH BOLT ONLY.
4. 75 mm DIA PVC PIPE TO BE EMBEDDED IN THE BASE AND NOT LATER ON.
5. AFTER CASTING OF BASE AND CURING OF THE BASE IS OVER THE FOUR SIDES OF THE BASE TO BE SCAFFOLD OF ALL LEFT OVER CONCRETE AND BASES TO BE FINISHED WITH SAND UP TO 500 mm BELOW THE TOP OF THE BASE.
6. WHEN FINISHED PITCHING ON THE NECESSARY SIDES OF THE FINISHED SURFACE WITH 1:2 TO 3:1 mm DIA BOLDERS SHALL BE DONE AND PLACING THE CRACKS WITH 1:2:12 CONCRETE WITH FINE 20 STONE CRISP. PITCHING SHALL BE TO THE FULL HEIGHT OF THE FINISHED EARTH.
7. OUTER SURFACE SHOULD BE PLASTERED FROM TOP OF FOUNDATION WITH 1:3 CEMENT AND SAND UP TO A (MIN) OF 50 mm.
8. FOUNDATION BOLT OF 30 mm DIA 75 mm LONG WITH 12 mm FLAT SPRING WASHERS AND 3 NUTS ARE 1200 mm.
9. CONCRETE FOUNDATION WITH 1:3:6.

NOTE:-

1. THIS DRAWING IS BASED ON ORIGINALLY 1:3:6 OF 1988.
2. APPROVED BY JULY 2021.
3. THIS DRAWING SUPERSEDES THE LARGEST APPROVED DATE ORIGINALLY 1:3:6.

CS	CS			DRG. CODE
DR. CS	DR. CS	CHD		5224
ASST	ASST			NO. 1 OF 1
ASST	ASST	DRN	WESTERN RAILWAY	



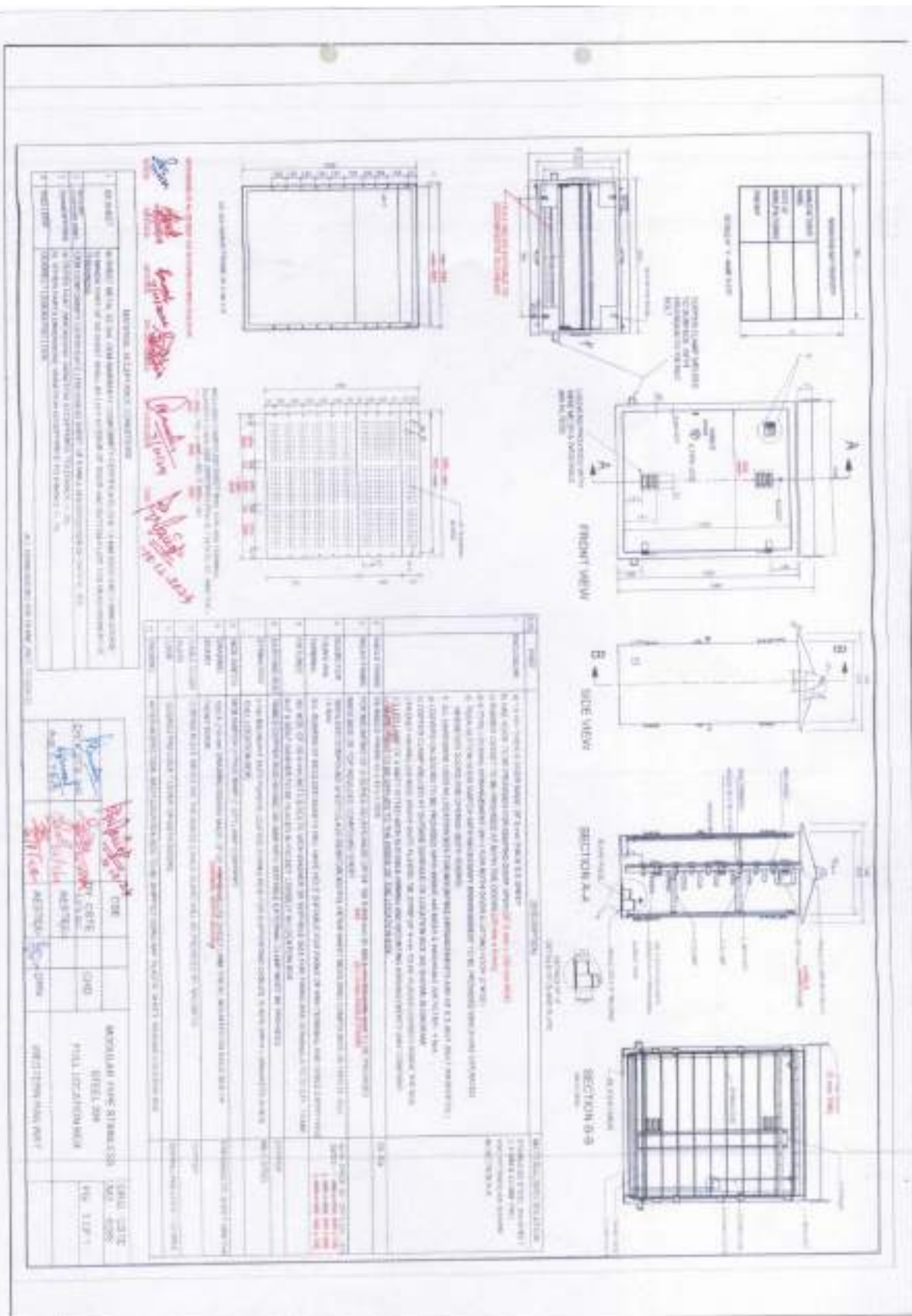
NOTES

1. CONCRETE TO BE USED SHALL BE M 150.
2. 200 mm TO CONCRETE RANK TO BE PREPARED AT 18.
3. SOUTHERN WALL OF FOUNDATION WALL BE PLASTERED ON THE TOP.
4. HEIGHT 'A' SHALL BE INCREASED AS PER H.P. LAY WITH CONCRETE.
5. FOUNDATION BOLTS SHALL BE SIZE AND TO BE SPECIFIED.

PART	MATERIAL	QTY REQUIRED	
		NE SINGLE	NE HALF
1	CONCRETE	0.100	0.100
2	SAFETY	0.015	0.015
3	SCREENED BALLAST	0.015	0.015

All Dimensions are in mm.

DESIGNED BY	CHKD BY	DATE	FOUNDATION FOR NE SINGLE AND HALF APPARATUS CASE	DRG. C-375-2004
REVISED BY	CHKD BY	DATE	WESTERN RAILWAY	PG. 1 OF 1
REVISED BY	CHKD BY	DATE		DATE
REVISED BY	CHKD BY	DATE		



The figure contains three main architectural drawings of a building:

- Floor Plan:** A top-down view of the building's footprint. It is a rectangle with internal walls creating several rooms. Dimensions are given in feet and inches (e.g., 10'-0" x 12'-0").
- Elevation:** A side view of the building showing its profile. It features a gabled roof and a central entrance. Dimensions include height and width (e.g., 12'-0" x 10'-0").
- Section:** A cross-section of the building, showing the internal structure, including the roof, walls, and floor. It illustrates the vertical space and structural elements.

Various labels and dimensions are scattered throughout the drawings, providing specific details about the building's geometry and construction.

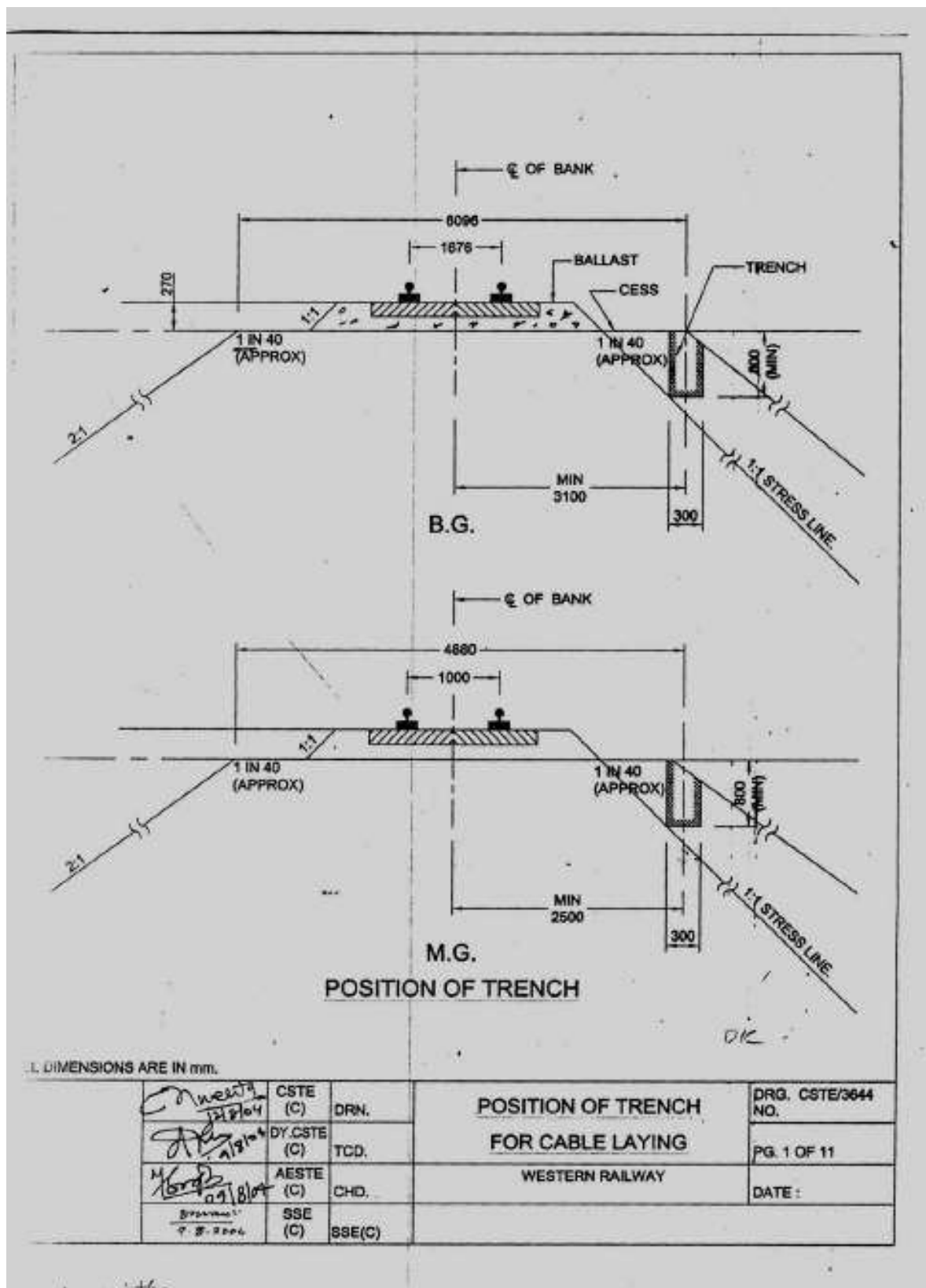
- 1) ALL DIMENSIONS ARE IN MILLIMETRES.
- 2) FOUNDATION CONTAINING CEMENT CONCRETE MIXED IN 1:3:6.
- 3) SIZE OF RAILPOST SHOULD BE 40mm TO 50mm.
- 4) EARTH SHOULD BE WELL RAINED AROUND FOUNDATION.
- 5) FOUNDATION SHOULD BE BUILT IN A PROPER AS PER DRAWING.
- 6) RAILPOST OF PROPER SIZE AND SHAPE SHOULD BE MADE AND USED BY CASTING THE FOUNDATION.
- 7) ALL MATERIAL EXCEPT WASHDRUM STAND SHALL BE BY THE CONTRACTOR AS THE PART OF FOUNDATION.
- 8) IF ANY CHANGE IS REQUIRED IN THIS DRAWING, THE CONTRACTOR THEN HAVE TO BE APPROVED BY THE ENGINEER IN CHARGE.

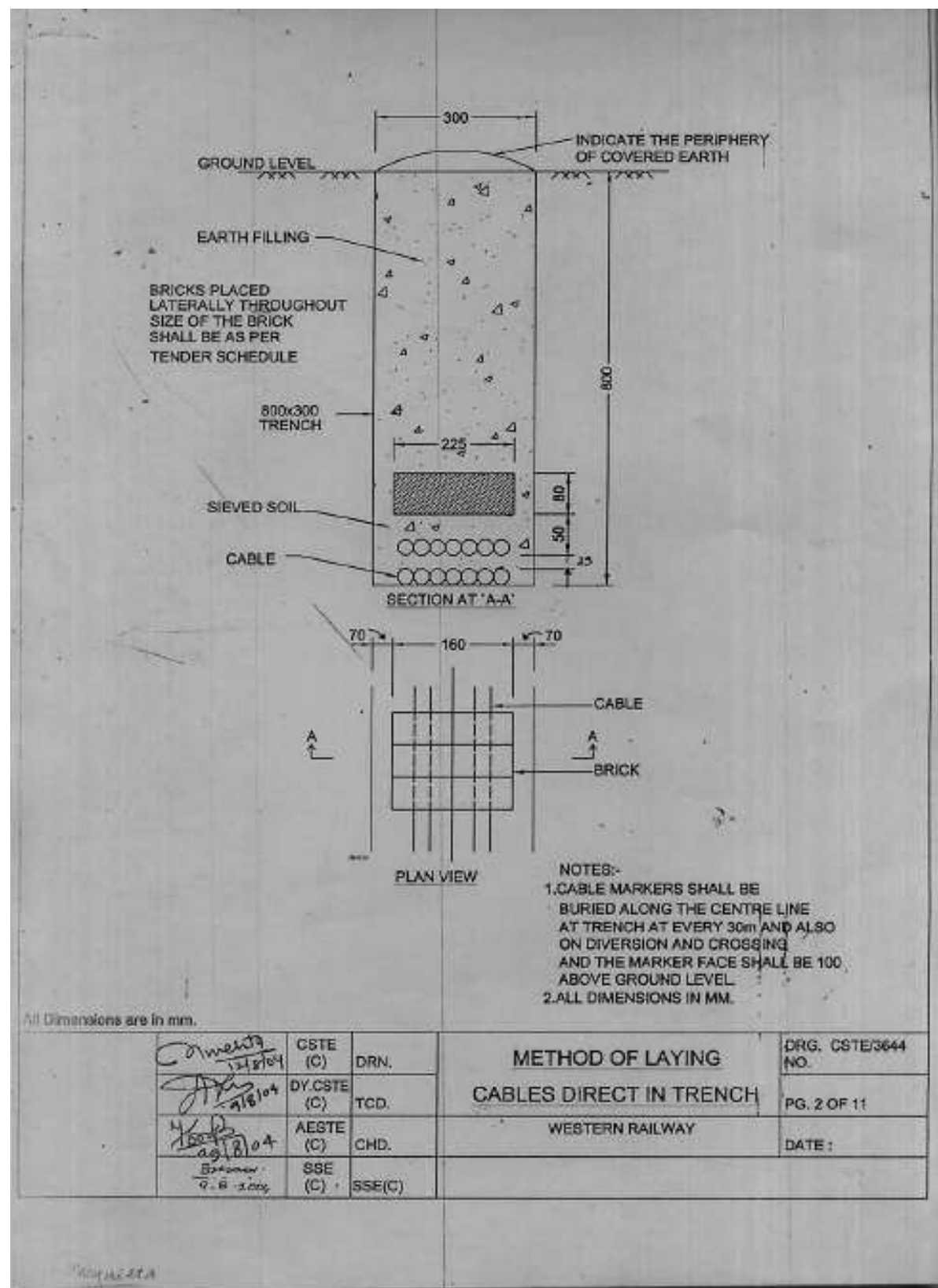
* AT SITE CLEARANCE FROM SOD SHALL BE OF TOP MOST PRIORITY. AS FAR AS POSSIBLE SOD CLEARANCE SHOULD BE STRICTLY ADHERED TO. HOWEVER, TO CLEAR THE INSTALLATION FROM SOD IF FOUNDATION NEEDS TO BE LOWERED MORE IN GROUND IT SHALL BE DONE AT SITE WITH THE APPROVAL OF OFFICER INCHARGE.

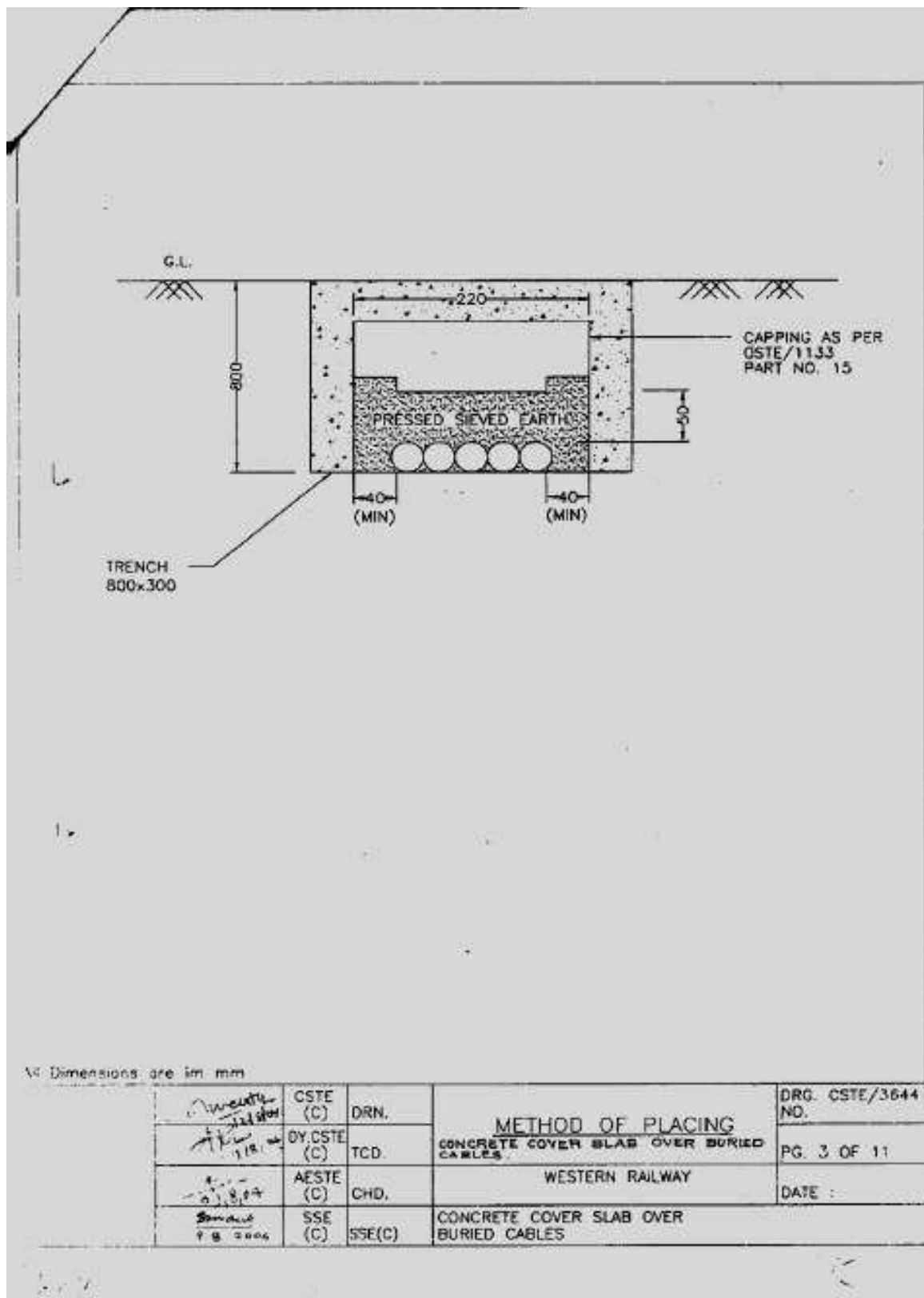
PREVIOUS DRAWING NO C5TEM165 F FOR FOUNDATION FOR
DIGITAL AXLE COUNTER (MS ELDYNE MAKE) IS TREATED
AS CANCELLED.

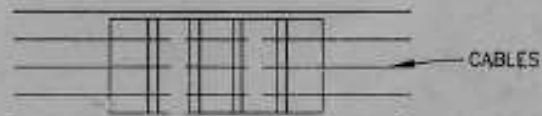
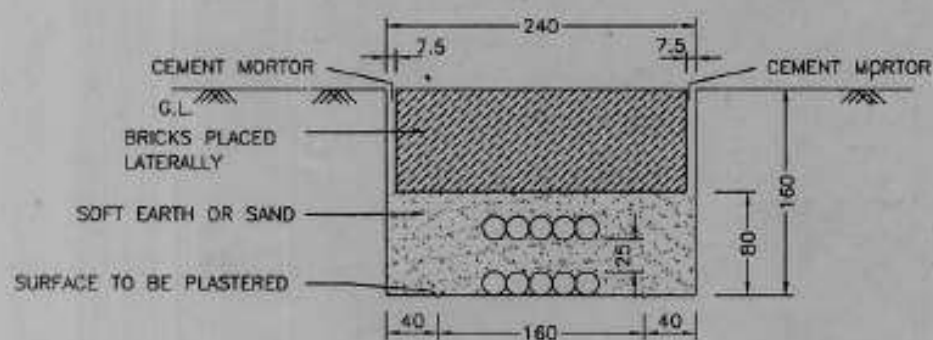
CS-STE(6171)					
DWG No.					
PG.	2	9	02	2012	
DATE					
FOUNDATION FOR DIGITAL AXLE COUNTER (Ms ELDYNE MAKE)					
WESTERN RAILWAY					
MUMBAI DIVISION					

STAGE ON JON





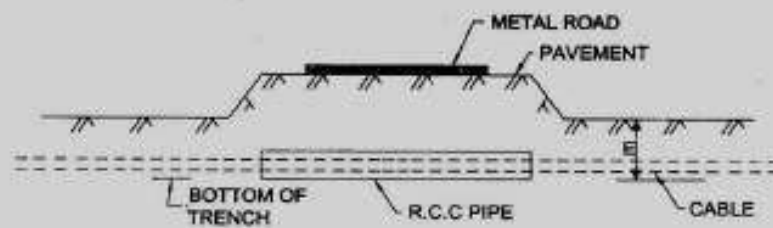




SIZE OF THE BRICK
SHALL BE AS PER
TENDER SCHEDULE

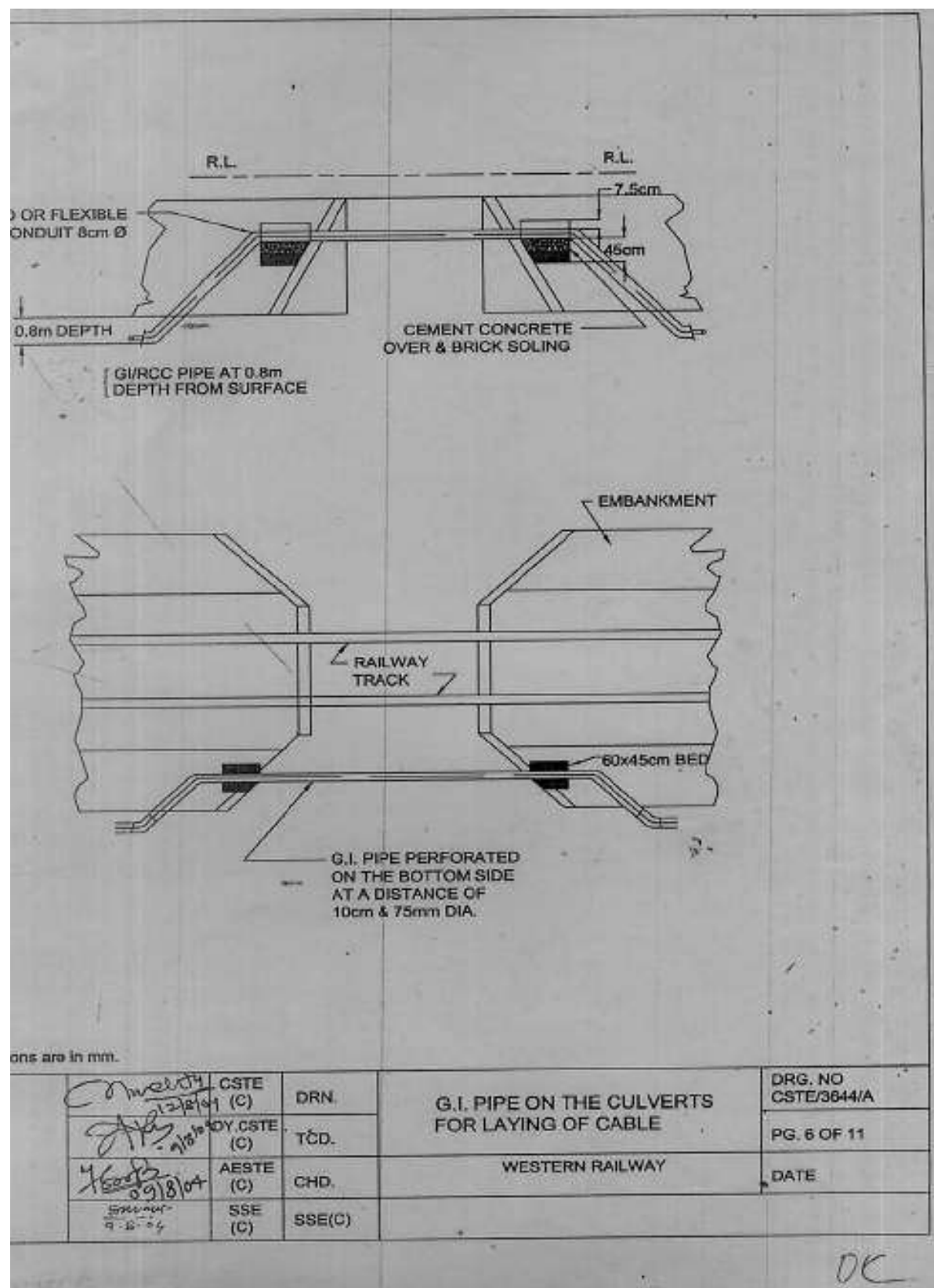
All Dimension are in mm

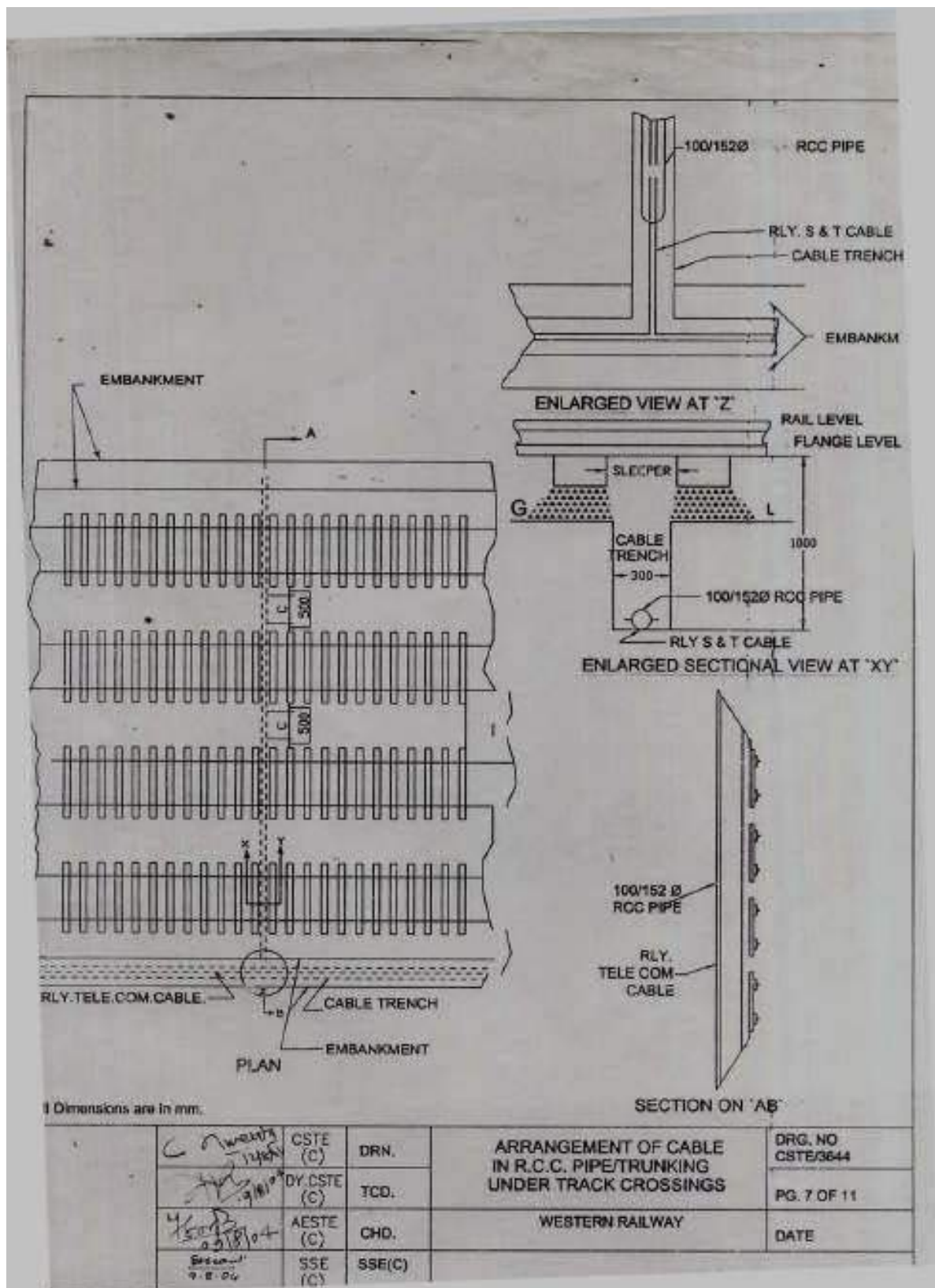
Checked by 12/10/04 2/10/04 4/10/04 23/10/04 S. B. - C.C.C.	CSTE (C)	DRN.	METHOD OF LAYING CABLES IN ROCKY SOIL OR IN PLATFORM	DRG. CSTE/3644/A NO.
	DY. CSTE (C)	ICD.		PG. 4 OF 11
	AESTE (C)	CHD.	WESTERN RAILWAY	DATE :
	SSE (C)	SSE(C)		

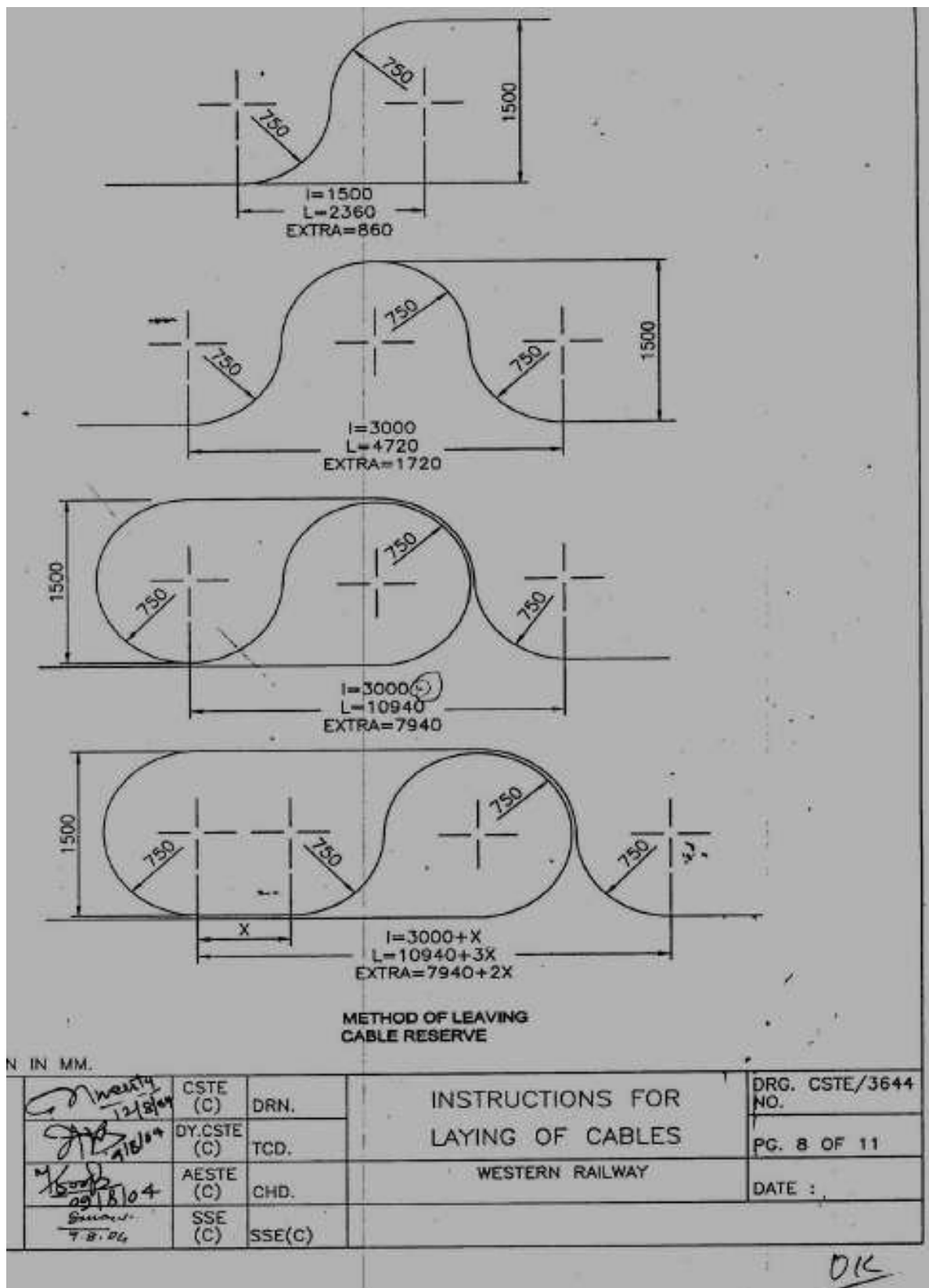


Dimensions are in mm.

<p><i>Comments</i> 12/07/04 <i>AS</i> 4/08/04 29/06/04 <i>Sumant</i> 9.8.04</p>	CSTE (C)	DRN.	<p>ARRANGEMENT OF RCC PIPE/ TRUNKING UNDER METAL ROAD FOR LAYING OF CABLE</p> <p>WESTERN RAILWAY</p>	DRG. NO CSTE/3644
	DY.CSTE (C)	TCD.		PG. 5 OF 11
	AESTE (C)	CHD.		DATE
	SSE (C)	SSE(C)		





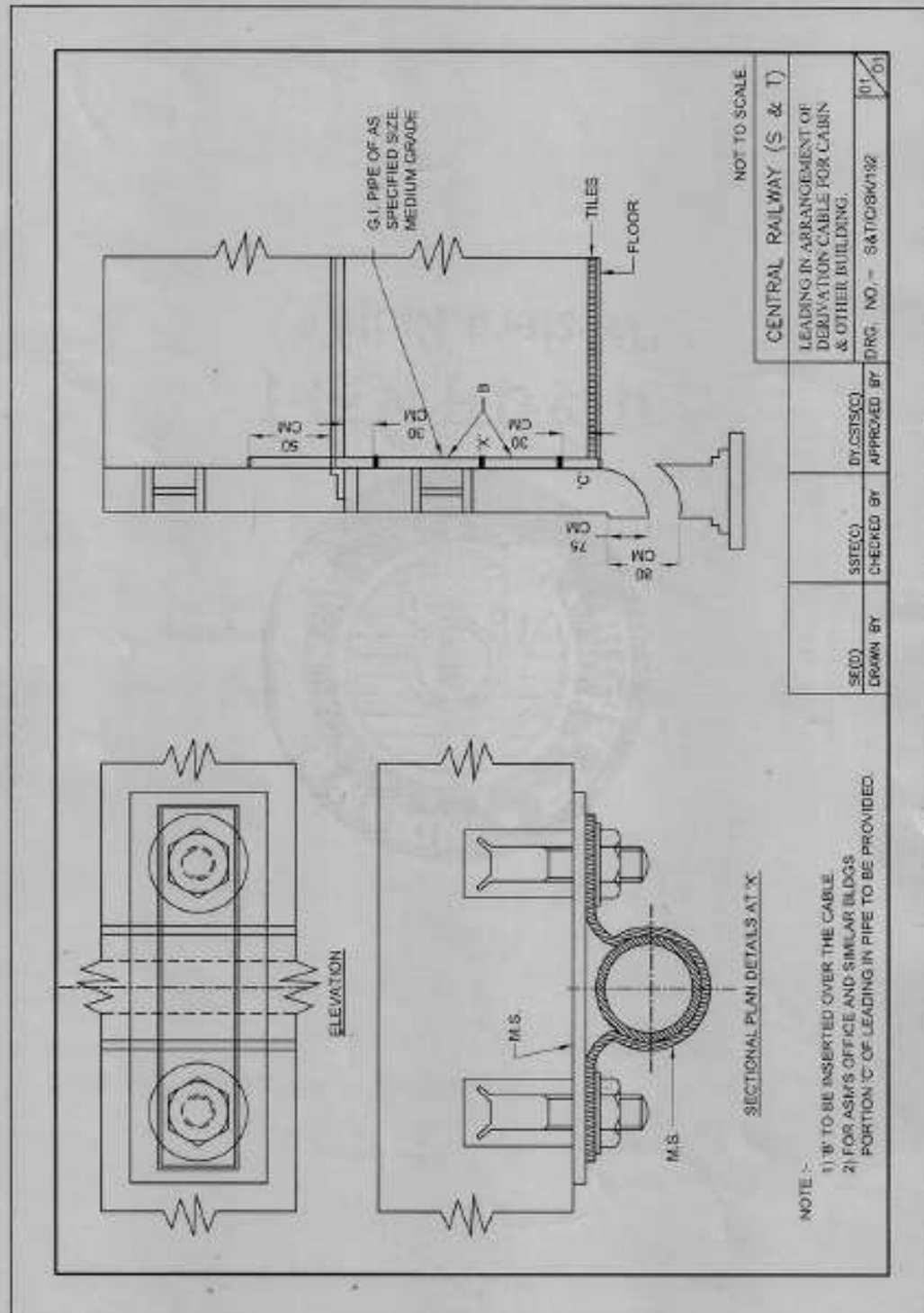


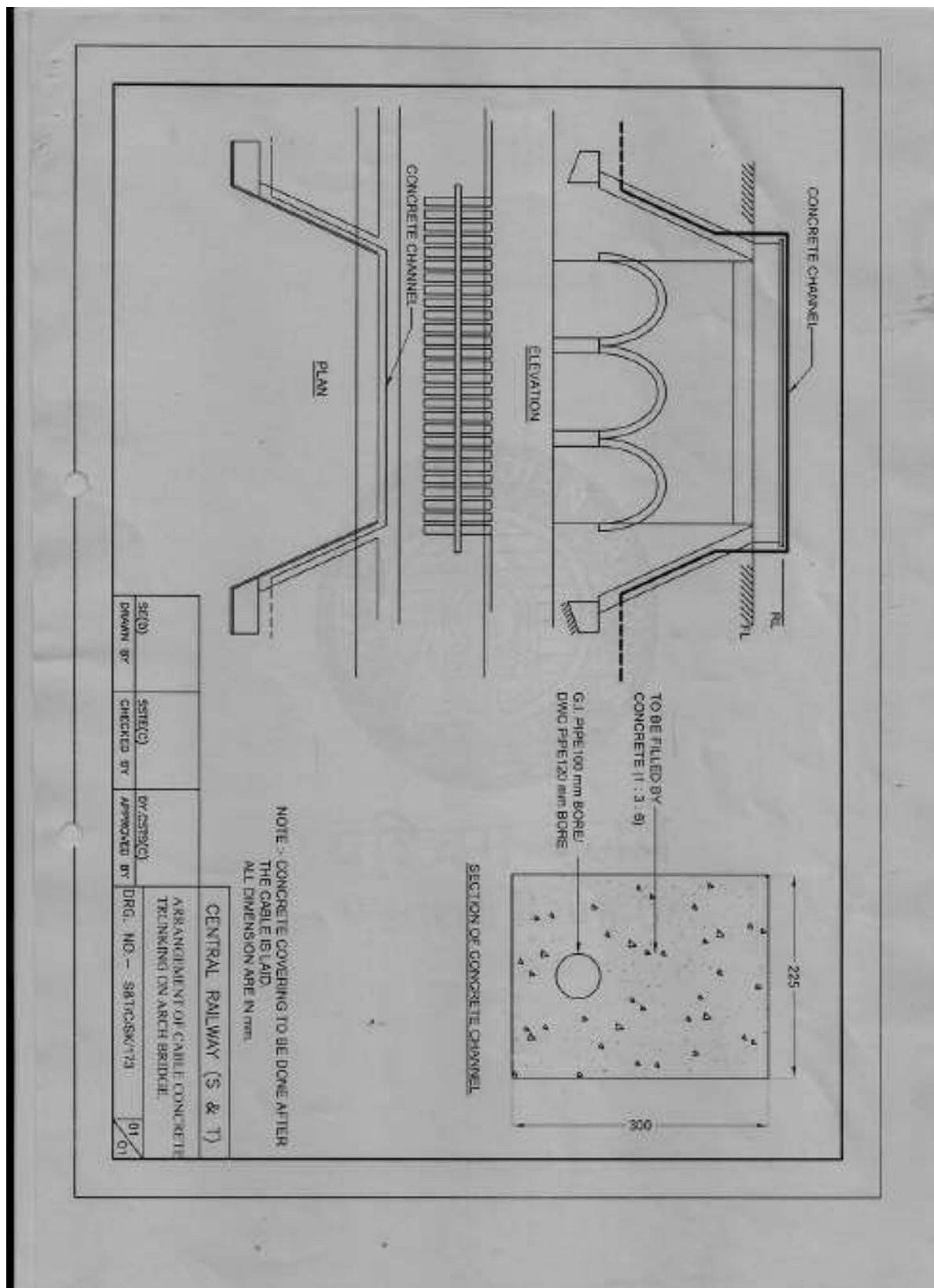
BY ORDER	Comment J. 2/8/04	CSTE (C)	DRN.	CABLE BACK-UP SHEET	DRG. CSTE/3644 NO.
	OK 9/8/04	DY. CSTE (C)	TCD.		PG. 10 OF 11
	Y. K. 2/8/04	AESTE (C)	CHD.	WESTERN RAILWAY	DATE : 3-5-83
FACTURER'S	Signature 9-8-04	SSE (C)	SSE(C)		

[illegible]

<i>Covered</i> 12/8/04	CSTE (C)	DRN.	<u>CABLE RECORD</u> STATION, ROUTE PLAN NO. WESTERN RAILWAY	DRG. CSTE/3644 NO.
<i>Spry</i> 7/8/04	DY.CSTE (C)	TCD.		PG. 11 OF 11
<i>H. G. Smith</i> 05/18/04	AESTE (C)	CHD.		DATE :
<i>Shaw</i> 7-8-06	SSE (C)	SSE(C)		

DK



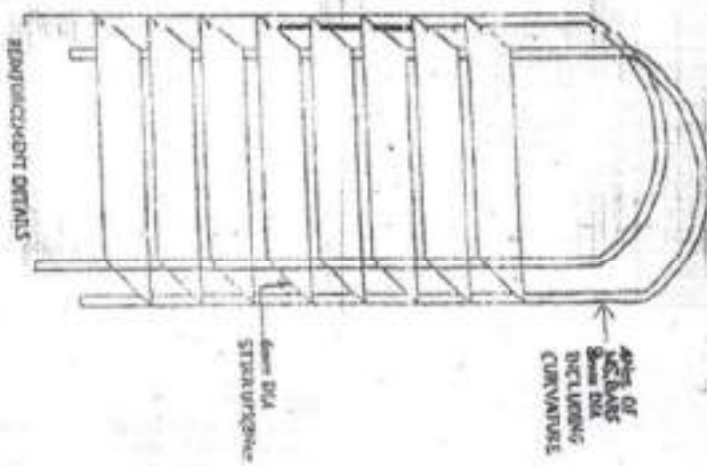




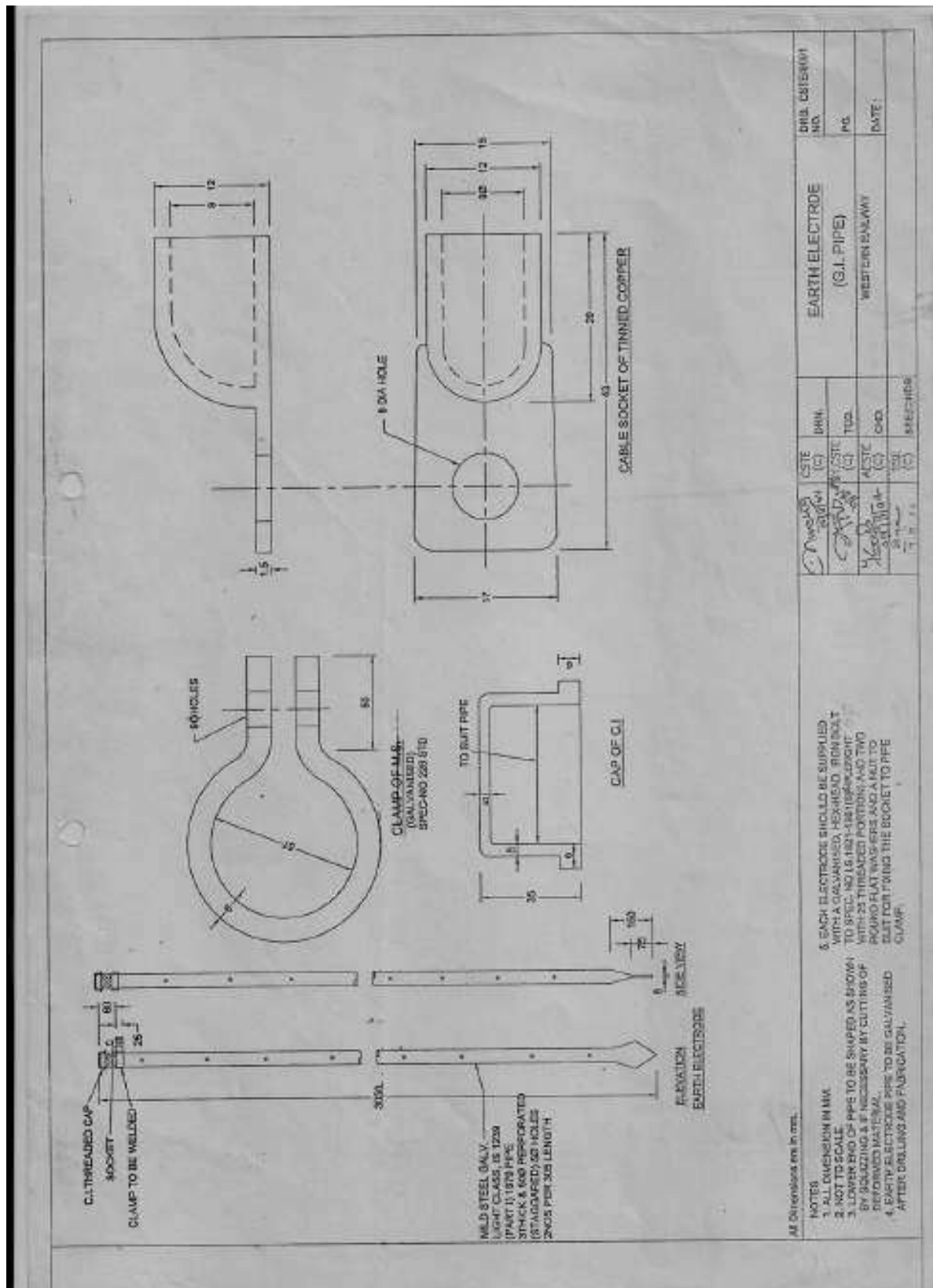
Technical drawing of a rectangular plate. The overall width is 105 and the overall height is 125. There are two holes, each with a diameter of 10. The distance between the centers of the two holes is 100. The distance from the top edge to the center of the top hole is 25. The distance from the bottom edge to the center of the bottom hole is 25. The label '10-HOLES' points to the top hole.

211 Data Altered As per Noting Page-11
OF FILE NO. SG 170910 VOLII

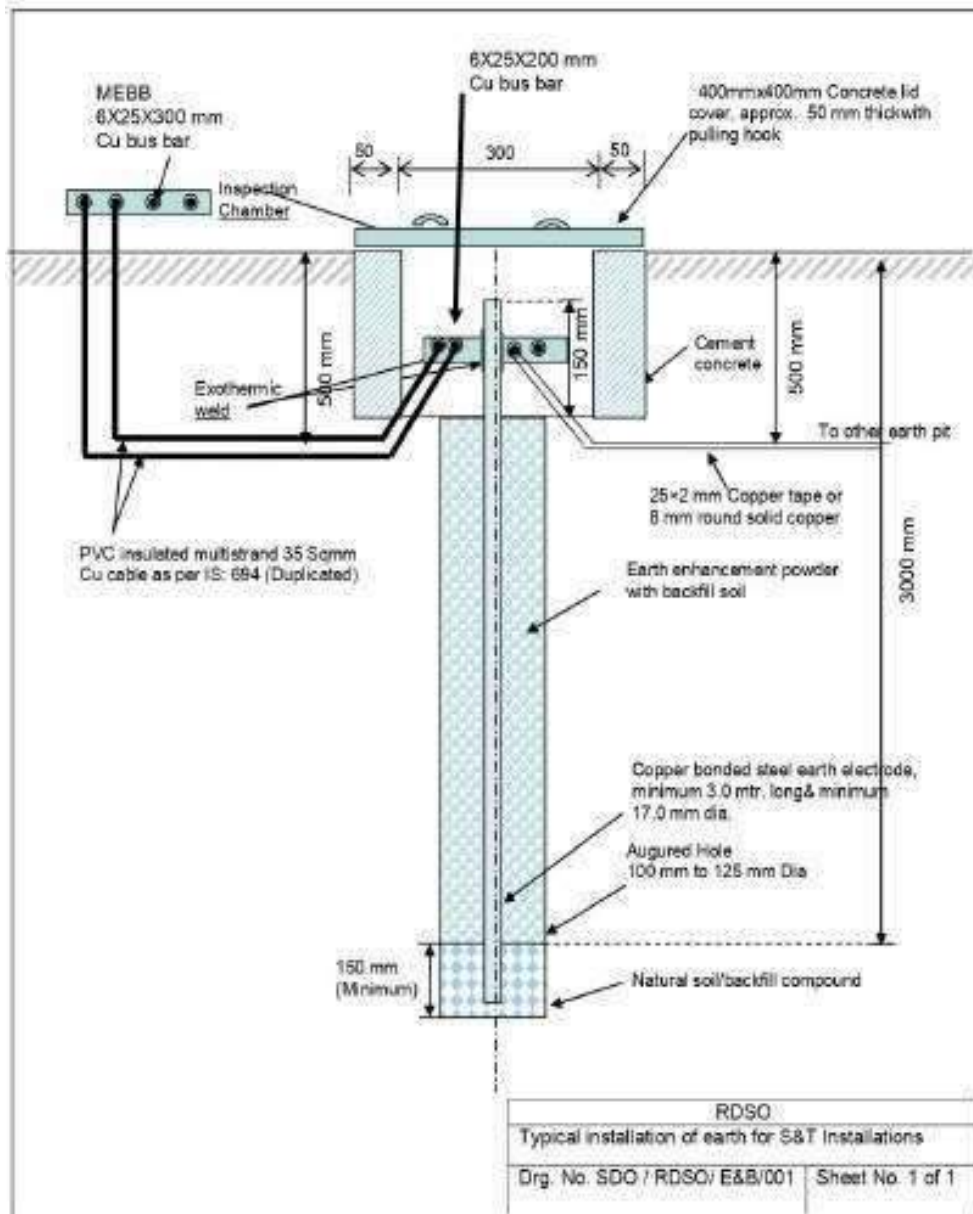
DATE	DRG. CITE	WESTERN RAILWAY	ARRANGEMENTS OF CABLE CROSSING ON STEEL BRIDGES	TBL.	CSTE	CROSSING
DATE	DRG. CITE					
DATE	DRG. CITE					



WESTERN RAILWAY RAILROAD DIVISION	
SIGNAL AND TELECOMMUNICATION DEPT.	
JOINT/ROUTE INDICATOR	
SCALE: 1" = 100'	
DATE: 11/10/11	SEE: 105776/10/11
DRG. NO. DRG. 541/RTM/2007/4	
CR	
DR	



Page no.17 of 21	With effect from: 04.07.2016	Specification No. RDSO/SPN/197	Version 1.0
Document Title: Specification for Code of practice for Earthing & Bonding system for signaling equipments			



Prepared by: SSE/Signal	Checked by: DD/Signal	Issued by: Dir/Signal
----------------------------	--------------------------	--------------------------



SECTION 101.01



1997

+

1) All Divisions are in full

© 1997 Blackwell Science Ltd

6. FLOOD DAMAGE OR CHANGES IN FLOOD DAMAGE POTENTIAL DUE TO ADOPTION OF THE PLAN.

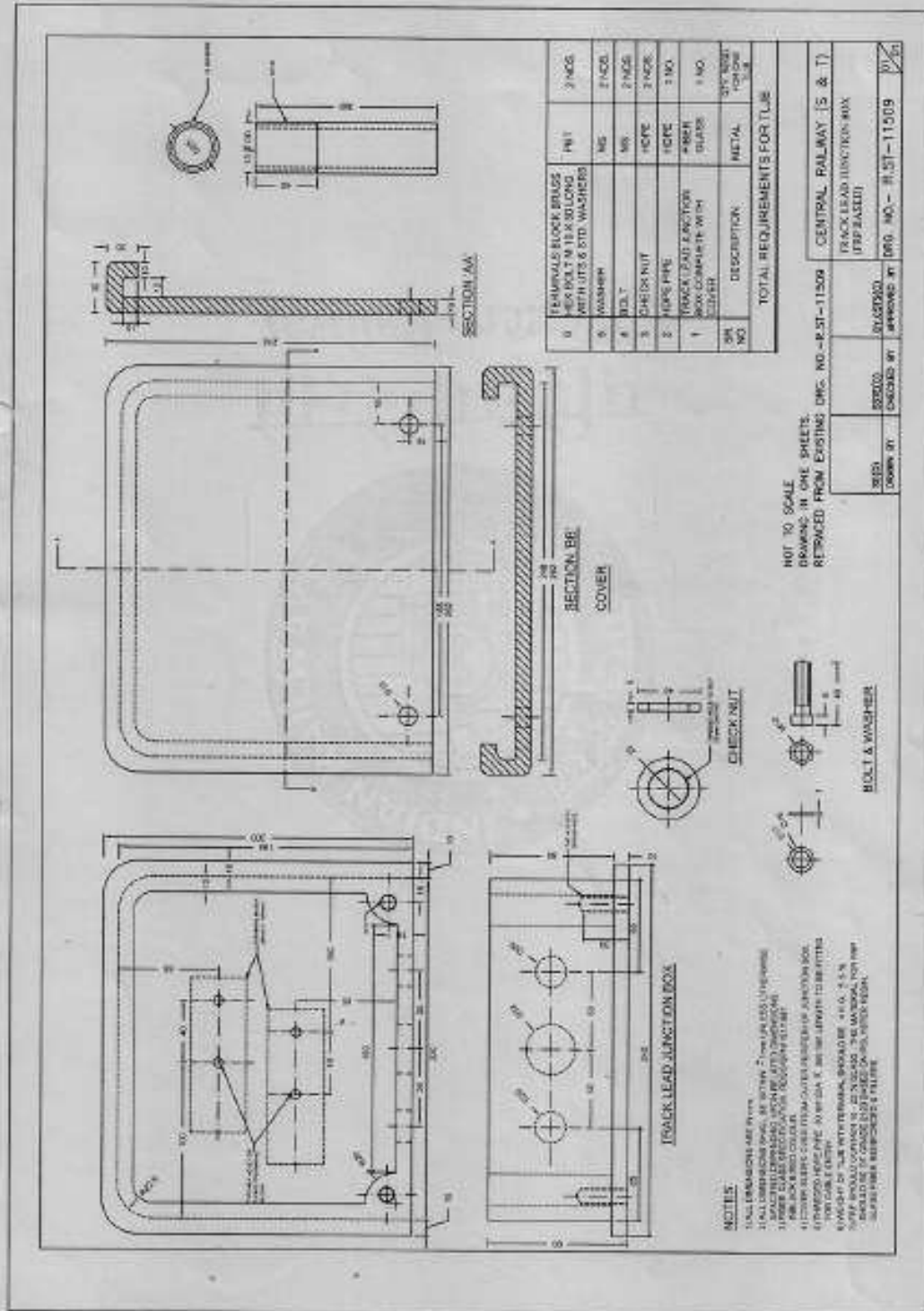
1

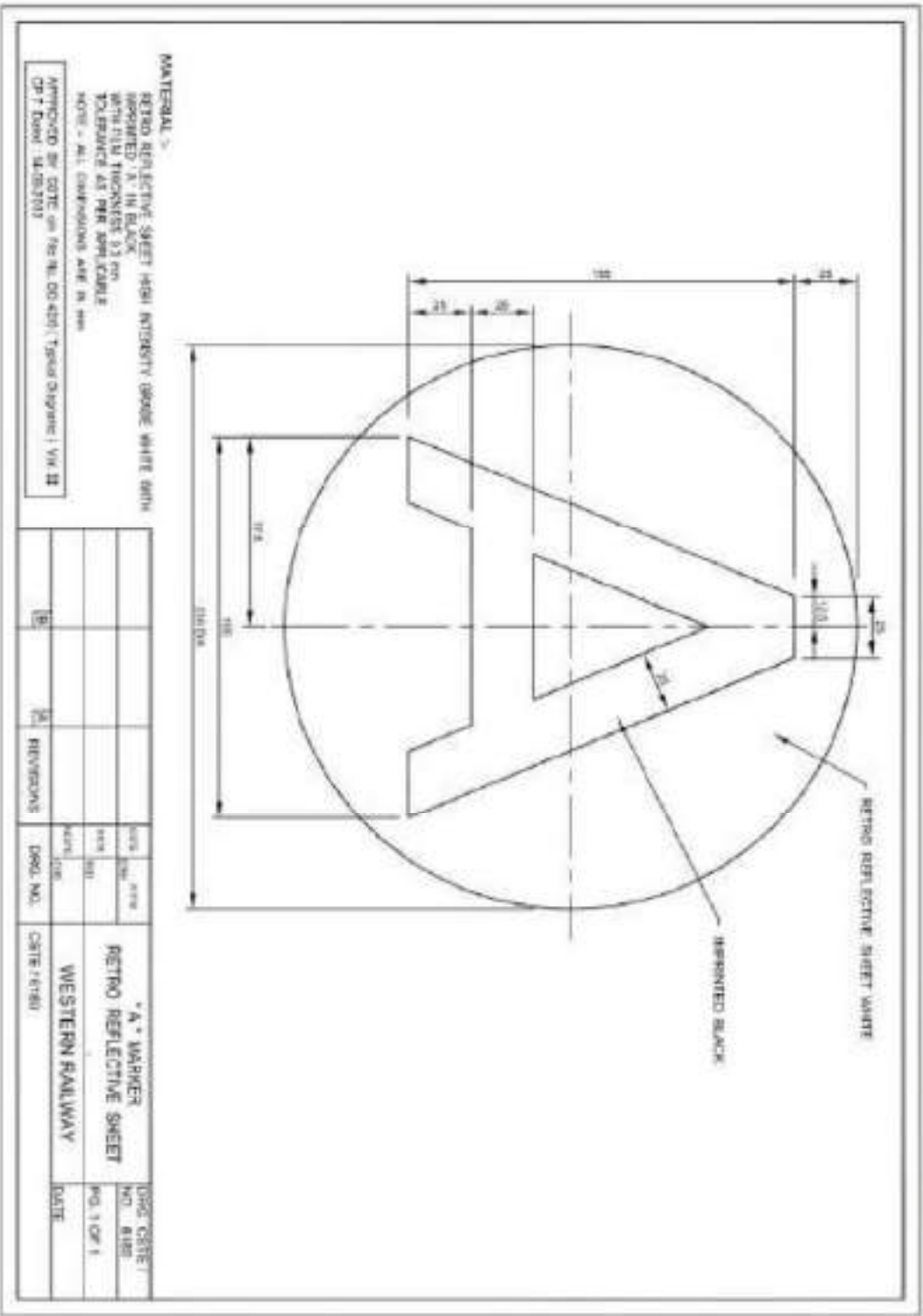
10

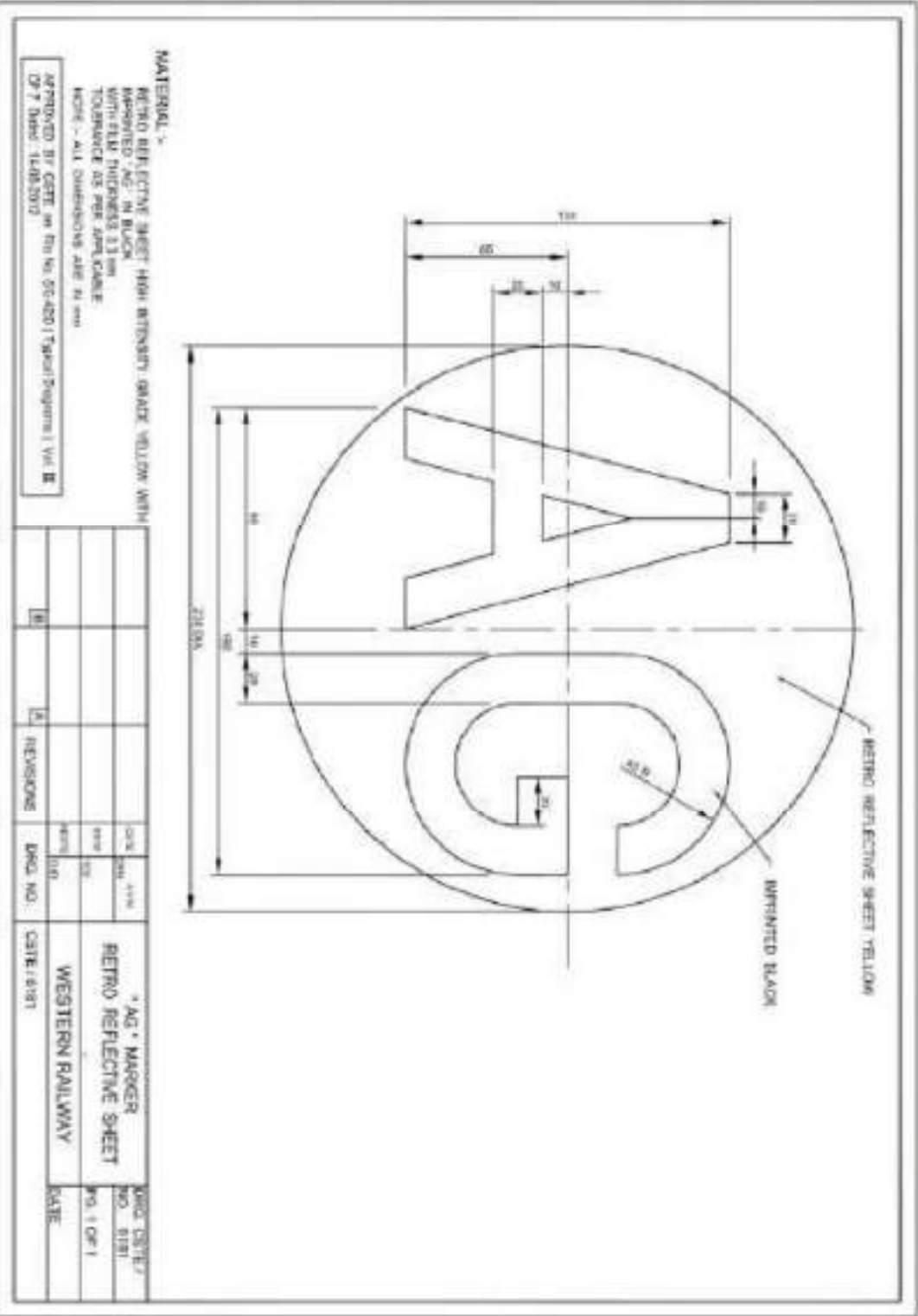
[illegible]

Unit	0.005
Weight	0.005

1



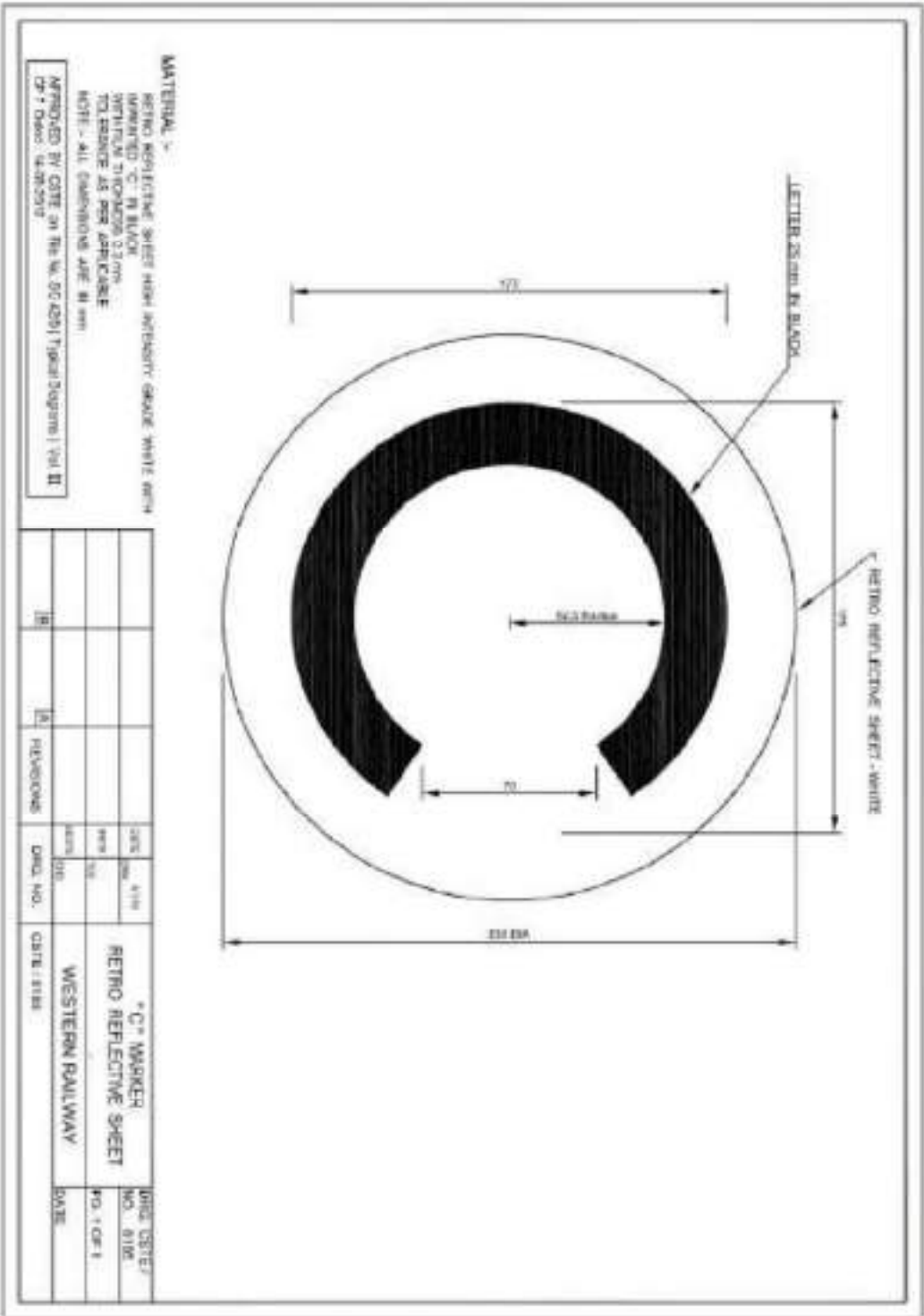




WE TROUBLE-EE MEET HIGH ATTEN-TEE GRADUATE WILLOW WORTH
APPROVED BY CATTIE ON THE 50-4201 T-SHIRT PROGRAM! Vol. 11
07/7 Date: 14/03/02

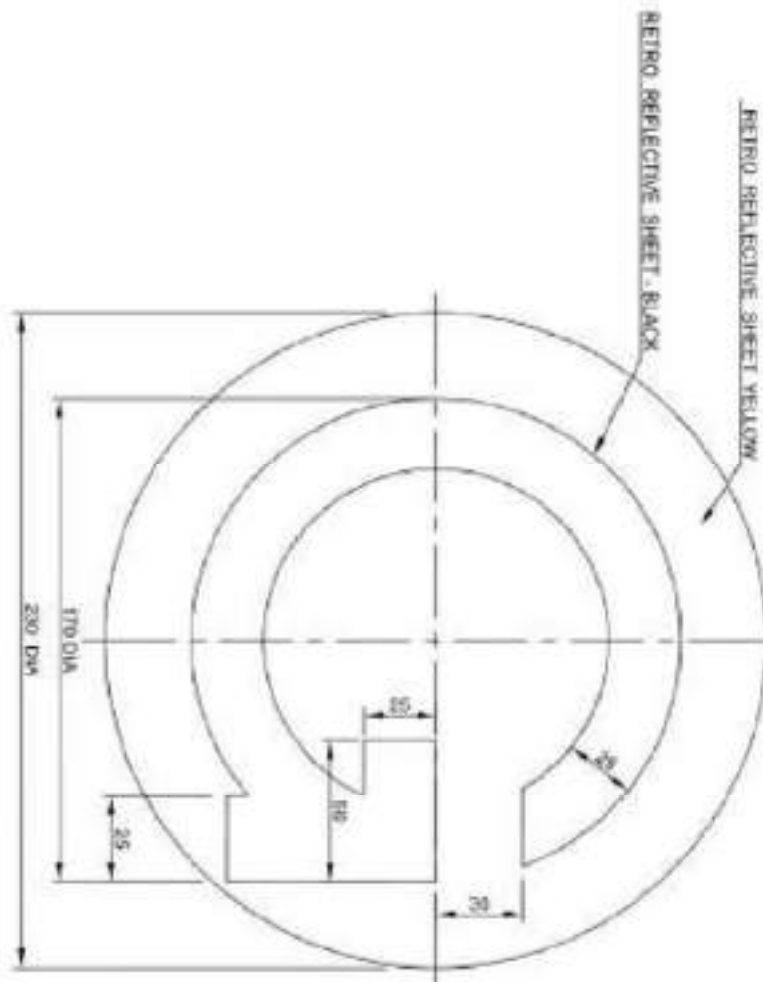
				* AG * MARKER	DWG DATE / NO. RISE
	C/S	CH	LIN	RETRO REFLECTIVE SHEET	
	REV				
	REV				
	REV				
	DATE			WESTERN RAILWAY	PLO I OF 1
					DATE
B.		A.	REVISIONS	DWG NO.	
				DATE : 06/87	

[illegible]



APPROVED BY CODE IN THE U.S. GO. 4251 Typical Diagrams | Vol. II
 of "Data Tables"

		DWG. DATE
		NO.
		SHEET
C/S No. 478	* C ⁿ MARKER	
R/R S/N	RETRO REFLECTIVE SHEET	
A/CN C/O	WESTERN PALWAY	
B		
A		
REVISIONS	DWG. NO.	
	CSTL / SHT	
		DATE

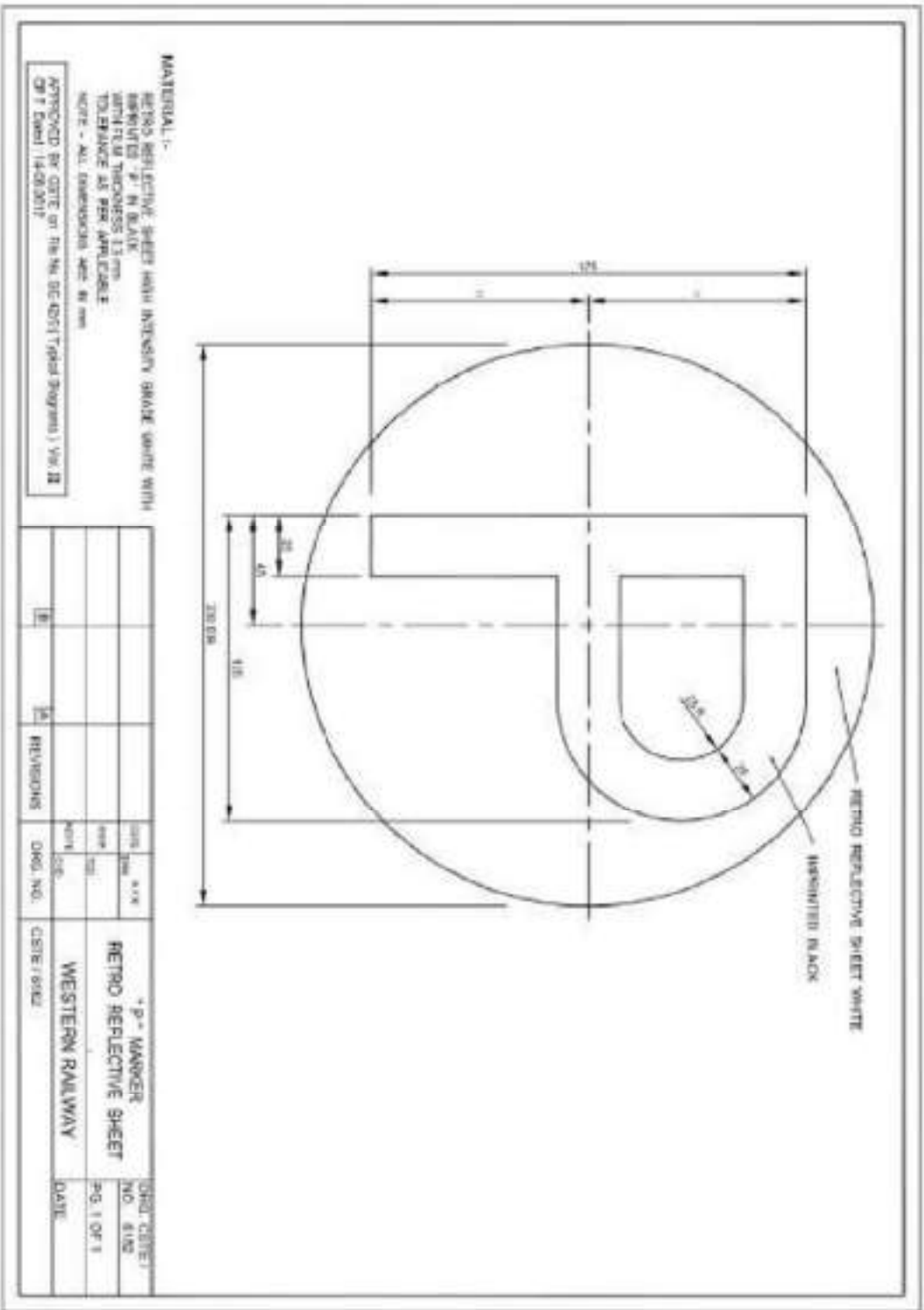


MATERIAL

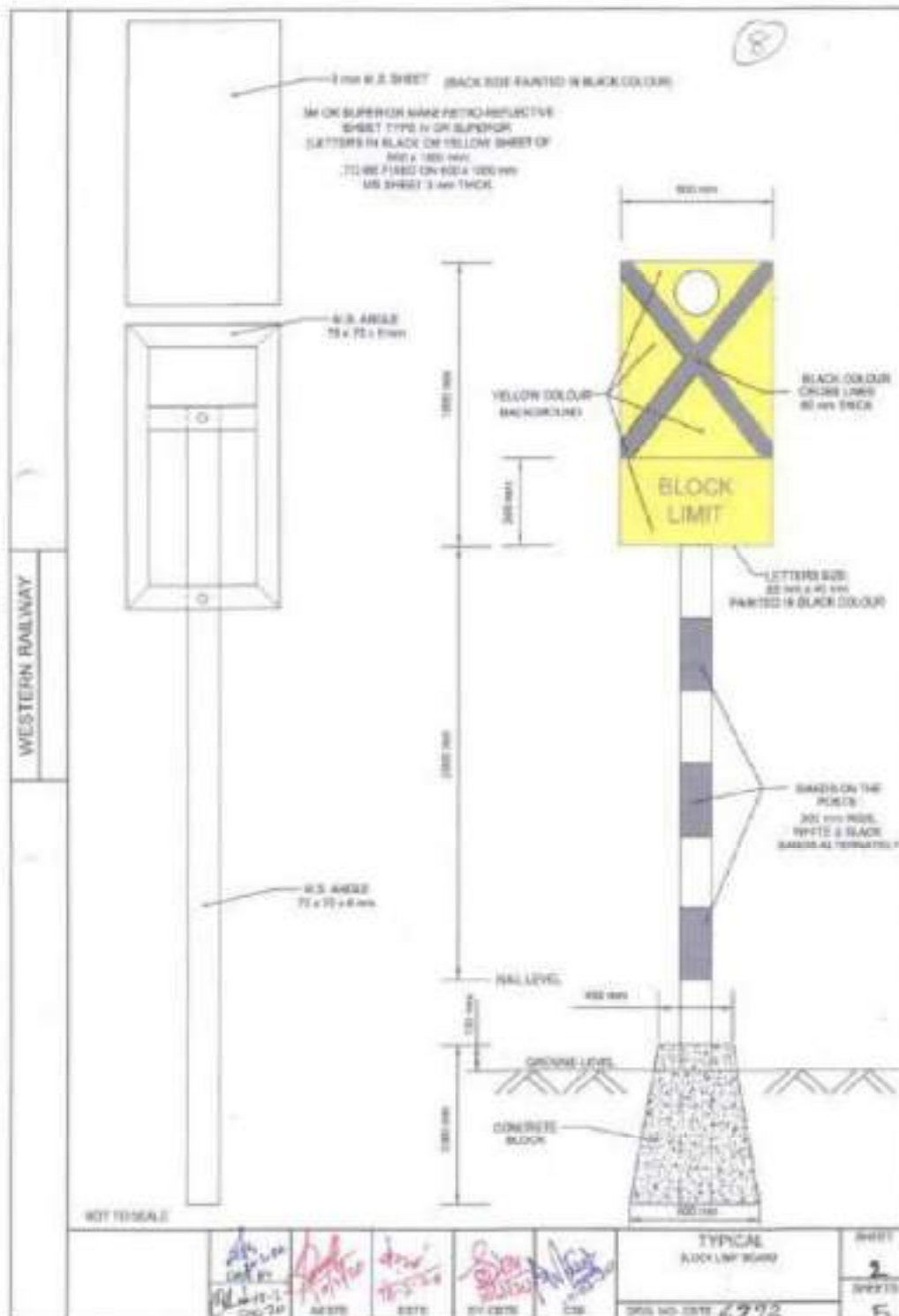
NORTH REFLECTIVE SHEET HIGH ADHESION GRADE YELLOW WITH
IMPOREGNATED 9" W. BACK
WITH RILE THICKNESS 1.3 mm
TOLERANCE AS PER SPEC. CODE
NOTE - ALL Dimensions are ASB 91 mm

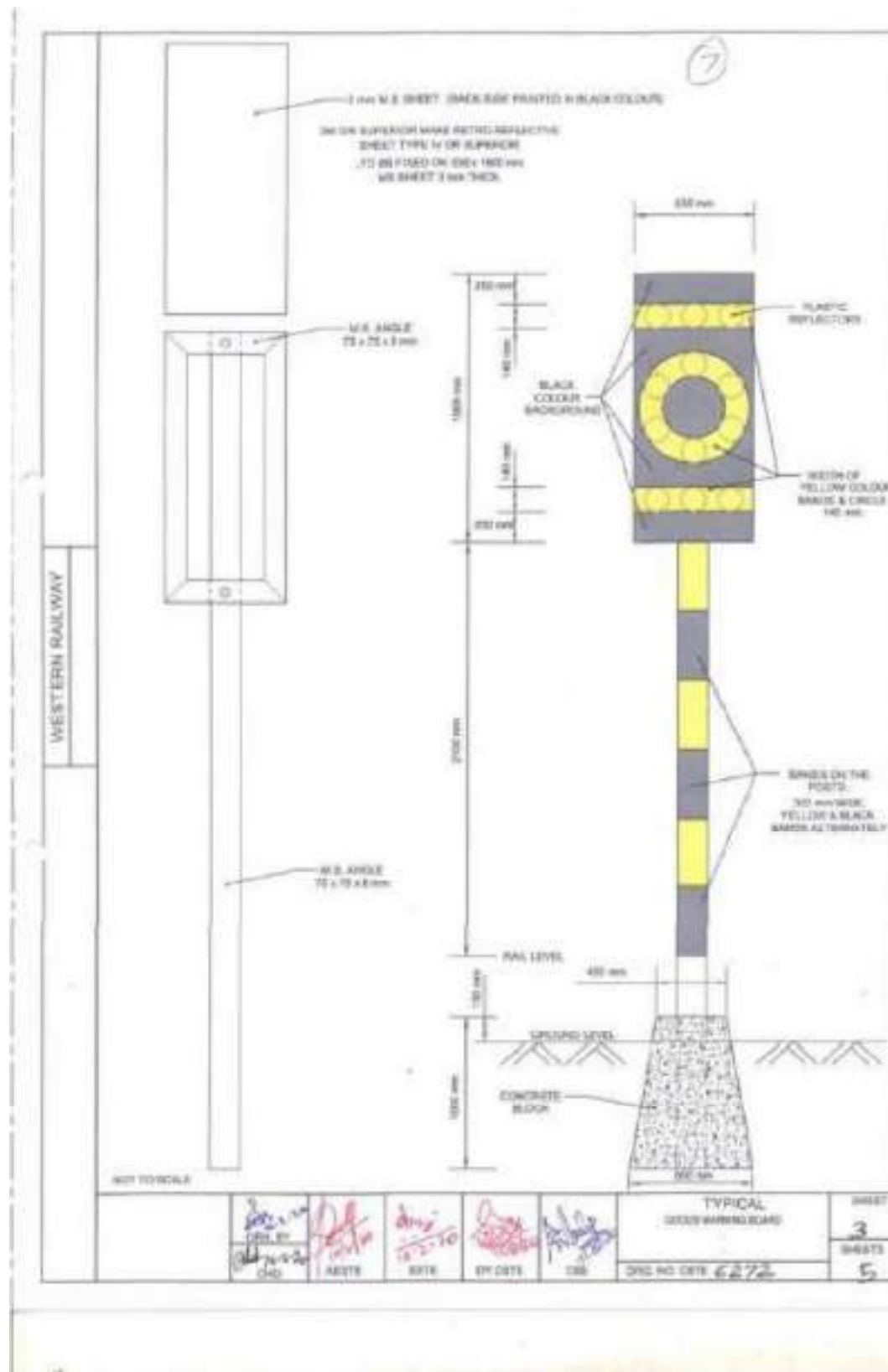
APPROVED BY CATE on the 06-04-2017 (Teresa) Regina | Vol II
 Of 7 Date: 14-08-2017


DRAWING NO.	REV.	DATE	WESTERN RAILWAY	RETRO REFLECTIVE SHEET	DATE	BY	CHKD.
					DATE	BY	CHKD.
1	1	1/1/1984					











POSSIBLE SHORTLY THE BEST EFFECTIVE SHEET-ROOF SYSTEM
GRADE WHITE WITH INSULATED MODERATELY IN BLACK
ARTIFIL THICKNESS 3.3 mm
TOLERANCE AS PER APPLICABLE
NOTE - ALL DIMENSIONS ARE IN mm

APPROVED BY COTE on File No. 00-420 (Threats Against) Vol. 9
CP 7 Date: 1-10-2012

		CITY	SIGNAL NUMBER PLATE (DOUBLE DIGIT)	MO. DATE
		ST.	RETRO REFLECTIVE SHEET	NO. YEAR
		ZIP	WESTERN RAILWAY	
				DATE
8	9	REVISIONS	DWG NO.	CITE #106



Fax : 91-522-2452332
Mob. No : 9794863311
E-mail: dirsig3rdsd@gmail.com
dirsig3@rdsd.railnet.gov.in



सत्यमेव जयते

Government of India - Ministry of Railways
Research Designs & Standards Organisation
LUCKNOW -226011

Room No. 206 S&T Directorate, Annexe-I Building,
ManakNagar,LUCKNOW-226011

No.: STS/E/Cable-Laying Practices Vol-IV

Date: 19.12.2024

प्रमुख मुख्य संकेत एवं दूरसंचार अभियन्ता,	Principal Chief Signal & Telecom Engineer,
मध्य रेलवे, मुम्बई सी.एस.टी.- 400001	Central Railway, Mumbai CST-400 001
पश्चिम रेलवे, चर्चगेट, मुम्बई- 400020	Western Railway, Churchgate, Mumbai - 400 020
पूर्व रेलवे, फेयरली प्लेस, कोलकाता- 700001	Eastern Railway, Fairlie Place, Kolkata - 700 001
दक्षिण पूर्व रेलवे, गार्डनरीच, कोलकाता-43	South Eastern Rly., Garden Reach, Kolkata - 43
उत्तर रेलवे, बड़ौदा हाउस, नई दिल्ली- 01	Northern Railway, Baroda House, New Delhi- 01
पूर्वाञ्चल रेलवे, गोरखपुर- 273012	Northeastern Railway, Gorakhpur -273 012
पूर्वाञ्चल सीमान्त रेलवे, मालीगांव, गुवाहाटी-11	North Frontier Railway, Maligaon, Guwahati- 781 011
दक्षिण रेलवे, पार्क टाउन, चेन्नई- 600 003	Southern Railway, Park Town, Chennai -600 003
दक्षिण मध्य रेलवे, सिकन्दराबाद - 500 371	South Central Railway, Rail Nilayam, Secunderabad-71
पूर्व मध्य रेलवे, हाजीपुर - 844101	East Central Railway, Hazipur-844101
उत्तर पश्चिम रेलवे, जयपुर-300206	North Western Railway, Jaipur-300206
पूर्वोत्तरी रेलवे, ग्राउन्डतल, उत्तरी ब्लाक, समन्तविहार, भुवनेश्वर-17	East Coast Railway, Rail Vihar, Ground floor, North Block, Samant Vihar, Bhubneshwar -17
उत्तर मध्य रेलवे, गंगा काम्पलेक्स, सूवेदारगंज, इलाहाबाद - 211012	North Central Railway, Ganga Complex, Subedarganj, Allahabad- 211012
दक्षिण पश्चिम रेलवे, क्लब रोड, केशवपुर, हुबली-580023	South Western Railway, Club Road, Keshavpur, Hubli-23
पश्चिम मध्य रेलवे, जबलपुर - 482001	West Central Railway, 2 nd floor, DRM Office, Jabalpur-482001
दक्षिण पूर्वोत्तर रेलवे, आरओई ऑफिस काम्पलेक्स, विलासपुर- 495004	South East Central Railway, R. E. Office Complex, Bilaspur-495004
मेट्रो रेलवे, 33/1, जवाहर लाल नेहरू रोड, कोलकाता- 700 071	Metro Railway, 33/1, Jawaharlal Nehru Road, Kolkata - 700071
कोर, नवाब युसुफ रोड सिविल लाइन्स इलाहाबाद- 211 001	CORE, Nawab Yusuf Road, Civil Lines, Allahabad- 211 001
निदेशक/इरिसेट, तारनाका रोड, लल्लागुडा, पीओ सिकन्दराबाद-17	Director/IRISET, Tarnaka Road Lallaguda, P.O Secunderabad -17

Sub.: Typical Drawing of RCC Cable Duct of size 290 mm for S&T Cable laying.

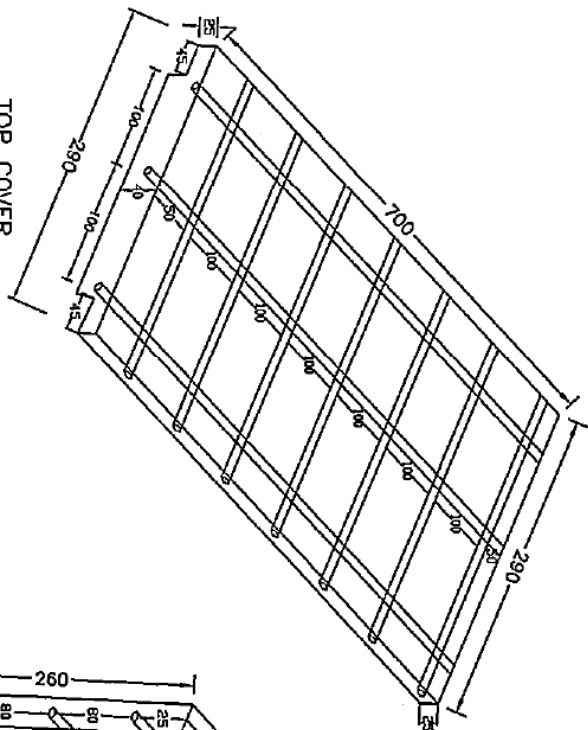
In view of above subject, a typical drawing of RCC cable duct of size 290 mm for S&T Cable laying is prepared by RDSO is issued for use of zonal Railways. This drawing is provisional. Any feedback/suggestion to improve the same further, may please be sent to dirsig3@rdsd.railnet.gov.in & dirsig3rdsd@gmail.com.

This has approval of the competent authority.

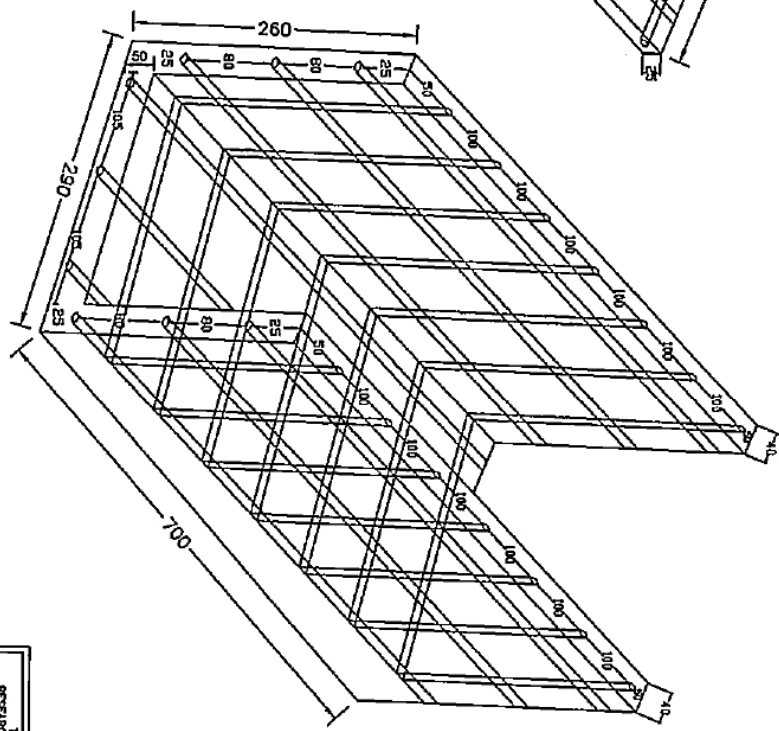
DA: 01 No. drawing of RCC cable duct.

(Y.P. SINGH)
Director/Signal-III
RDSO/Lucknow

TOP COVER



TRUNKING



NOTE

1. TRUNKING AND COVERING ARE SUITABLE FOR BARKING ADJACENT TO THE TRACKS IN TRENCES WITH MINIMUM DEPTH OF 600mm.
2. THE TRUNKING TO BE ALLIGEDBY PUTTING AN HS ROD OF 8mm DIA. x 100mm LONG AS PER IS 432 PART CD - 1982 IN THE TWO HOLES PROVIDED.
3. 6mm DIA. HIGH STRENGTH BOTTLED STEEL BARS CONFORMING TO IS 11786 TO BE USED FOR REINFORCEMENT.
4. M-25 GRADE CONCRETE TO BE USED CONFORMING TO IS 10262 - 1982 AND IS 455 - 2000 - 10mm SIZE COARSE AGGREGATE TO BE USED.
5. OPC OF 43 GRADE TO BE USED CONFORMING TO IS 8112 - 1989.
6. THE ACCEPTANCE TEST SHALL BE CONDUCTED IN A RECOGNISED LABORATORY AND THE COST OF THE TEST AS CHARGED BY THE LABORATORY SHALL BE BORNE BY THE CONTRACTOR.
7. CURING SHALL BE DONE AS PER THE IS 455 - 2000.
8. DUCT MAY BE IN SITU OR FACTORY MADE.
9. ONE HOLE EACH OF 6mm DIA. AND 50mm DEPTH SHALL BE PROVIDED ON ALL FOUR SIDES AT A DISTANCE OF 150mm FROM THE EDGE IN THE BASE.
10. ALL DIMENSIONS ARE IN mm.

NOTE

SPECIFICATION

SCALE

ALT

DESCRIPTION

PROVISIONAL DATE - . 2024

TYPICAL DRAWING FOR RCC CABLE DUCT OF SIZE 280MM FOR LAYING S&T CABLE

R.D.S.O.

THIS DRAWING IS THE PROPERTY OF RESEARCH DESIGN AND STANDARDS ORGANISATION AND SHALL NOT BE USED, COPIED OR REPRODUCED IN PART OR WHOLE WITHOUT PRIOR CONSENT IN WRITING.

PREPARED BY: SGT/SAT

CHECKED BY: AG/SCM-V

CONTINUED & RECOMMENDED BY

APPROVED BY

ED/SCM

DRAWING NO. SDO/SGT/RCC DUCT/1025

19-12-2024

19-12-2024

19-12-2024

19-12-2024

CHAPTER-6

TENDER SCHEDULE

The Schedule of works and material is available on IREPS portal.

The provision of quoting of offer rate is available on IREPS portal. Before quoting the rates, tenderer should go through the following notes:

1. Drawings & RDSO specifications refer to the latest issue. Although a year of specifications is given in the Schedule, the latest amendment, if any, shall apply. The decision of Engineering-in-charge shall be final in this regard.
2. The schedule of material & works should be read with Special conditions as given in Chapter-4 & Technical requirements & Specifications as given in Chapter-5 of the Tender Document. All material, installation & maintenance should be as per Technical requirements & Specifications given in Chapter-5. In addition to this, the contractor should also carry out installation, Commissioning & maintenance as per Principal's (OEM's) Manual (if any).
3. Tenderer shall not quote rate for individual items.
4. Tenderer should only quote a percentage above or below the Railway's total estimated cost.
5. Rate quoted by the Tenderer should include all Taxes & duties.
6. The cost of supply of minor materials and accessories other than specified in the tender document but necessary & required to make the system operational should be included while quoting the rates.
7. Various latest guidelines issued by Western Railway should be strictly adhered to and should be followed meticulously for the said work.

Except the amount printed in rates, sub-total & total amount of above schedule of work, if at any place in tender documents any mistakes due to printing will be found in description of items, specifications, drawing, etc. & terms & conditions in tender document, the Railway has full power to rectify the same which will be binding for Contractor to agree the same after rectification. In this regard, the decision of Railway will be final and no any argument will be accepted from Contracto

CHAPTER – List of Annexure & Forms

1. Annexures I to VI are already given along with tender form - second sheet and can be referred to in GCC also.
2. Please refer GCC part II Annexures VII to XVI regarding tenders and contract forms.
3. Annexure A (General Guidelines and technical specification) referred in chapter V and Annexure B (scope of work and its compliances) referred in SCC are to be studied properly and compliances may be submitted in desired format.
4. Format (1 to 11) required during tender stage/contract stage are given below and may be submitted where ever required.

ANNEXURE- I**TENDER FORM (Third Sheet)**

Name of Work: “Design, Supply, Installation, Programming, Testing and Commissioning of New Hot Standby Electronic Interlocking System at Waghodiya , Jarod and Lotna Stations and EI alteration at Dabhoi and Samlaya station along with BPAC proving with Axle Counter , Supply, Installation, Testing and Commissioning of various Indoor and Outdoor Signaling Systems in Dabhoi-Waghodiya -Jarod - Lotna-Samlaya Section in connection of provision of Gauge Conversion Work under Dy. CSTE Construction, Vadodara, Gujarat (Western Railway)”

SCHEDULE OF RATES AND QUANTITIES: (As per uploaded on ireps website)

Sl. No	Item No:	Description of Item of Work	Approximate Quantity	Unit	Rates in Figures and words (Rs.)	Amount (Rs.)
1	2	3	4	5	6	7

The quantities shown in above Bill of Quantities are approximate and are as a guide to give the tenderer(s) an idea of the quantum of work involved. The Railway reserves the right to increase/ decrease and/or delete or include any of the quantities given above and no extra rate will be allowed on this account.

I/We undertake to do the work at _____ % above/below the Standard Schedule of Rates (SSOR) of the _____ Railway as applicable to _____ Division or at the rates quoted above for each item.

Dated _____

Signature of the Tenderer(s)

Note: Columns 1 to 5 shall be filled by the office of the Authority inviting tender. Columns 6 & 7 shall be filled by the Tenderer(s) only when percentage tenders are not invited.

AGREEMENT FOR ZONE CONTRACT

CONTRACT AGREEMENT No. _____ DATED _____. ARTICLES OF AGREEMENT made this _____ day of _____ between the President of India acting through the _____, _____ Railway hereinafter called the "Railway" of the one part and _____ hereinafter called the "Contractor" of the other part.

WHEREAS the Contractor has agreed with the Railway during the period of _____ months from _____ to _____ for the performance of:

(a) New Works, additions and alterations to existing structures, special repair works and supply of building materials subject to the contract value for such works not exceeding ₹ _____.

(b) All ordinary repair and maintenance works at any site between kilometer _____ and kilometre _____ as will be set forth in the work orders (which work orders shall be deemed and taken to be part of this contract) that will be issued during the said period at _____% above/below the Standard Schedule of Rates (SSOR) of the _____ Railway, corrected up to the latest correction slips and Standard Specifications of the _____ Railway corrected upto latest correction slips and the Special Conditions and Special Specifications, if any in conformity with the drawings (if any) that will be issued with the work order, aforesaid AND WHEREAS the performance of the said work is an act in which the public are interested.

NOW THIS INDENTURE PRESENTS WITNESSETH That in consideration of the payment to be made by the Railway, the Contractor will duly perform the works set forth in the said Work Order and shall execute the same with great promptness, care and accuracy, in a workman like manner to the satisfaction of the Railway and will complete the same on or before the respective dates specified therein in accordance with the said specifications and said drawings (if any) and said conditions of contract and will observe, fulfill and keep all the conditions therein mentioned, (which shall be deemed and taken to be part of this contract as if the same had been duly set forth herein), AND the Railway both here-by agree that if the Contractor shall duly perform the said work in the manner aforesaid and observe and keep the said terms and conditions, the Railway will pay or cause to be paid to the Contractor for the said works on the completion thereof the amount due in respect thereof at the rates specified above.

Contractor _____

Designation _____

Address _____

Railway _____

(For President of India)

Witnesses (to signature of Contractor):

Signature of witnesses with address _____

Date _____

Signature of witnesses with address _____

Date _____

WORK UNDER ZONE CONTRACT

WORK ORDER NO. _____, DATED _____ UNDER CONTRACT AGREEMENT

NO. _____ DATED _____.

Name of Work _____ (SITE) _____

Schedule of Drawings _____

Authority _____ Allocation _____

The Contractor(s) _____ is / are hereby ordered to carry out the following works at _____ % above/below the Standard Schedule of Rates (SSOR) of _____, updated with correction slips issued up to date of inviting tender or as otherwise specified in the tender documents under Zone Contract Agreement here-in-before referred to:

SL	Item No.	Description of Item of Work	Approximate Quantity	Unit	Rates in Figures and Words (₹)	Amount (₹)
1	2	3	4	5	6	7
Total Approximate Value of Work = ₹ _____						

The works herein mentioned are required to be completed on or before _____ (Date). The quantities provided herein are approximate and subject to variation under Clause 42 of the Standard General Conditions of Contract updated with correction slips issued up to date of inviting tender or as otherwise specified in the tender documents.

Divisional Railway Manager/Divisional _____ Engineer

_____ Division

_____ Railway

Date _____

for President of India

I agree to complete the works herein set forth on or before the date specified under the Zone Contract Agreement herein before referred to in conformity with the drawings hereto annexed and in accordance with the General and Special (if any) Conditions of Contract updated with correction slips issued up to date of inviting tender or as otherwise specified in the tender documents and the Standard Specifications of _____ Railway updated with correction slips issued up to date of inviting tender or as otherwise specified in the tender documents .

I also agree to maintain such works for the period specified below from the date of completion:

- (a) Repair and maintenance work including white/color washing: three calendar months from date of completion.
- (b) All new works except earth work: Six calendar months from date of completion.

Contractor _____ (Signature)

Railway: Designation _____

Address _____

For President of India)

Date _____

Date _____

Signature of Witnesses (to Signature of Contractor) with address

1. _____

2. _____

WESTERN RAILWAY
CONTRACT AGREEMENT OF WORKS
CONTRACT AGREEMENT NO. _____ DATED _____

ARTICLES OF AGREEMENT made this _____ day of _____ 20____ between President of India acting through the Railway Administration hereafter called the "Railway" of the one part and _____ herein after called the "Contractor" of other part.

WHEREAS the Contractor has agreed with the Railway for performance of the works _____ set forth in the Bill(s) of Quantities hereto annexed upon the Standard General Conditions of Contract, updated with correction slips issued up to date of inviting tender or as otherwise specified in the tender documents and the Specifications of _____ updated with correction slips issued up to date of inviting tender or as otherwise specified in the tender documents and the applicable Standard Schedule of Rates (SSOR) of _____ updated with correction slips issued up to date of inviting tender or as otherwise specified in the tender documents and the Special Conditions and Special Specifications, if any and in conformity with the drawings here-into annexed AND WHEREAS the performance of the said works is an act in which the public are interested.

NOW THIS INDENTURE WITNESSETH that in consideration to the payments to be made by the Railways, the Contractors will duly perform the said works in the said Bill(s) of Quantities set forth and shall execute the same with great promptness, care and accuracy in a workman like manner to the satisfaction of the Railway and will complete the same in accordance with the said specifications and said drawings and said conditions of contract on or before the _____ day of _____ 20____ and will maintain the said works for a period of _____ Calendar months from the certified date of their completion and will observe, fulfill and keep all the conditions therein mentioned (which shall be deemed and taken to be part of this contract, as if the same have been fully set forth herein), AND the Railway, both hereby agree that if the Contractor shall duly perform the said works in the manner aforesaid and observe and keep the said terms and conditions, the Railway will pay or cause to be paid to the Contractor for the said works on the final completion thereof the amount due in respect thereof at the rates specified in the Bill(s) of Quantities hereto annexed.

Contractor _____ (Signature) Railway: Designation _____

Address _____ (For President of India)

Date _____ Date _____

Signature of **Witnesses** (to Signature of Contractor) with address:

Witnesses:

FORMAT FOR CERTIFICATE TO BE SUBMITTED / UPLOADED BY TENDERER ALONGWITH THE TENDER DOCUMENTS

I.....(*Name and designation*)**appointed as the attorney/authorized signatory of the tenderer,

M/s..... (hereinafter called the tenderer) for the purpose of the Tender documents for the work of..... as per the tender No. of.....(*Railway*)**, do hereby solemnly affirm and state on the behalf of the tenderer including its constituents as under:

1. I/we the tenderer (s) am/are signing this document after carefully reading the contents.
2. I/We the tenderer(s) also accept all the conditions of the tender and have signed all the pages in confirmation thereof.
3. I/we hereby declare that I/we have downloaded the tender documents from Indian Railway website www.ireps.gov.in . I/we have verified the content of the document from the website and there is no addition, no deletion or no alteration to the content of the tender document. In case of any discrepancy noticed at any stage i.e. evaluation of tenders, execution of work or final payment of the contract, the master copy available with the railway Administration shall be final and binding upon me/us.
4. I/we declare and certify that I/we have not made any misleading or false representation in the forms, statements and attachments in proof of the qualification requirements.
5. I/We also understand that my/our offer will be evaluated based on the documents/credentials submitted along with the offer and same shall be binding upon me/us.
6. I/We declare that the information and documents submitted along with the tender by me/us are correct and I/we are fully responsible for the correctness of the information and documents, submitted by us.
7. I/we certify that I/we the tenderer(s) is/are not blacklisted or debarred by Railways or any other Ministry / Department of Govt. of India from participation in tender on the date of submission of bids, either in individual capacity or as a HUF/ member of the partnership firm/LLP/JV/Society/Trust.
8. I/we understand that if the contents of the certificate submitted by us are found to be forged/false at any time during process for evaluation of tenders, it shall lead to forfeiture of the Bid Security and may also lead to any other action provided in the contract including banning of business for a period of upto two year. Further, I/we (*insert name of the tenderer*) **.....and all my/our constituents understand that my/our offer shall be summarily rejected.
9. I/we also understand that if the contents of the certificate submitted by us are found to be false/forged at any time after the award of the contract, it will lead to termination of the contract, along with forfeiture of Bid Security/Security Deposit and Performance guarantee and may also lead to any other action provided in the contract including banning of business for a period of upto two year.
10. I/We have read the clause regarding restriction on procurement from a bidder of a country which shares a land border with India and certify that I am/We are not from such a country or, if from such a country, have been registered with the competent Authority. I/We hereby certify that I/we fulfil all the requirements in this regard and am/are eligible to be considered (evidence of valid registration by the competent authority is enclosed)

SEAL AND SIGNATURE
OF THE TENDERER

Place:

Dated:

**The contents in Italics are only for guidance purpose. Details as appropriate are to be filled in suitably by tenderer.

(This certificate is to be given by attorney/authorized signatory/each member of Partnership firm/Joint Venture (JV) / Hindu Undivided Family (HUF) / Limited Liability Partnership (LLP) etc.)

I/We.....(Name), attorney/authorized signatory of the
(constituent firm/constituent partner) and member/partner of the(tendering
firm) hereby solemnly affirm and state as under:

1. I/we certify that (constituent firm/constituent partner) is/are not blacklisted or debarred by Railways or any other Ministry / Department of Govt. of India from participation in tender on the date of submission of bids, either in individual capacity or as a HUF/ member of the partnership firm/LLP/JV/Society/Trust.
2. I/We have read the clause regarding restriction on procurement from a bidder of a country which shares a land border with India and certify that I am/We are not from such a country or, if from such a country, have been registered with the competent Authority. I/We hereby certify that I/we fulfil all the requirements in this regard and am/are eligible to be considered (evidence of valid registration by the competent authority is enclosed),

SEAL AND SIGNATURE
OF THE CONSTITUENT FIRM/CONSTITUENT PARTNER

Place:

Dated:

TENDERER'S CREDENTIALS (BID CAPACITY)**RAILWAY**

For tenders having advertised value more than Rs 20 crore wherein eligibility criteria includes bid capacity also, the tenderer will be qualified only if its available bid capacity is equal to or more than the total bid value of the present tender. The available bid capacity shall be calculated as under:

Available Bid Capacity = $[A \times N \times 2] - 0.33 \times N \times B$

Where,

A = Maximum value of construction works executed and payment received in any one of the previous three financial years or the current financial year (up to date of inviting tender), taking into account the completed as well as works in progress.

N= Number of years prescribed for completion of work for which bids have been invited.

B = Existing commitments and balance amount of ongoing works with tenderer as per the prescribed proforma of Railway for statement of all works in progress and also the works which are awarded to tenderer but yet not started upto the date of inviting of tender.

Note:

(a) The Tenderer(s) shall furnish the details of -

(i) Maximum value of construction works executed and payment received in any one of the previous three financial years or the current financial year (up to date of inviting tender) for calculating A, and

(ii) Existing commitments and balance amount of ongoing works with tenderer as per the prescribed proforma of Railway for statement of all works in progress and also the works which are awarded to tenderer but yet not started upto the date of inviting of tender for calculating B. In case of no works in hand, a 'NIL' statement should be furnished.

The submitted details for (i) and (ii) above should be duly verified by Chartered Accountant.

(b) In case if a bidder is JV, the tenderer(s) must furnish the details of

(i) Maximum value of construction works executed and payment received in any one of the previous three financial years or the current financial year (up to date of inviting tender) by each member of JV for calculating A, and

(ii) Existing commitments and balance amount of ongoing works with each member of JV either in individual capacity or as a member of other JV as per the prescribed proforma of Railway for statement of all works in progress and also the works which are awarded to each member of JV either in individual capacity or as a member of other JV but yet not started upto the date of inviting of tender for calculating B. In case of no works in hand, a 'NIL' statement should be furnished.

The submitted details for (i) and (ii) above should be duly verified by Chartered Accountant.

(c) Value of a completed work/work in progress/work awarded but yet not started for a Member in an earlier JV shall be reckoned only to the extent of the concerned member's share in that JV for the purpose of satisfying his/her compliance to the above mentioned bid capacity in the tender under consideration.

(d) The arithmetic sum of individual "bid capacity" of all the members shall be taken as JV's "bid capacity".

(e) In case, the tenderer/s failed to submit the above statement along with offer, their/his offer shall be considered as incomplete and will be rejected **summarily**.

(f) The available bid capacity of tenderer shall be assessed based on the details submitted by the tenderer. In case, the available bid capacity is lesser than estimated cost of work put to tender, his offer shall not be considered even if he has been found eligible in other eligibility criteria/tender requirement.

(Bid Security)

Bank Guarantee Bond from any scheduled commercial bank of India
(On non-judicial stamp paper, which should be in the name of the Executing Bank).

Name of the Bank: -----

President of India,

Acting through,

..... Railway,

Beneficiary: Railway

Date:.....

Bank Guarantee Bond No.:

Date:-----

In consideration of the President of India acting through---- (*Designation & address of Contract Signing Authority*), Railway,, (hereinafter called "The Railway") having invited the bid for _____ through Notice inviting tender (NIT) No.._____, We have been informed that *[Insert name of the Bidder]*..... (hereinafter called "the Bidder") intends to submit its bid (hereinafter called "the Bid") .

WHEREAS, the Bidder is required to furnish Bid Security for the sum of *[Insert required Value of Bid Security]*, in the form of Bank Guarantee, according to conditions of Bid.

AND

WHEREAS,*[Insert Name of the Bank]*, with its Branch*[Insert Address]* having its Headquarters office at..... *[Insert Address]*, hereinafter called the **Bank**, acting through*[Insert Name and Designation of the authorised persons of the Bank]*, have, at the request of the Bidder, agreed to give guarantee for Bid Security as hereinafter contained, in favour of the Railway:

1. KNOW ALL MEN that by these present that I/We the undersigned *[Insert name(s) of authorized representatives of the Bank]*, being fully authorized to sign and incur obligations for and on behalf of the Bank, confirm that the Bank, hereby, unconditionally and irrevocably guarantee to pay to the Railway full amount in the sum of *[Insert required Value of Bid Security]* as above stated.
2. The Bank undertakes to immediately pay on presentation of demand by the Railway any amount up to and including aforementioned full amount without any demur, reservation or recourse. Any such demand made by the Railway on the Bank shall be final, conclusive and binding, absolute and unequivocal on the Bank notwithstanding any disputes raised/ pending before any Court, Tribunal, Arbitration or any Authority or any threatened litigation by the Bidder or Bank.
3. The Bank shall pay the amount as demanded immediately on presentation of the demand by Railway without any reference to the Bidder and without the Railway being required to show grounds or give reasons for its demand of the amount so demanded.
4. The guarantee hereinbefore shall not be affected by any change in the constitution of the Bank or in the constitution of the Bidder.
5. The Bank agrees that no change, addition, modifications to the terms of the Bid document or to any documents, which have been or may be made between the Railway and the Bidder, will in any way absolve the Bank from the liability under this guarantee; and the Bank, hereby, waives any requirement for notice of any such change, addition or modification made by Railway at any time.
6. This guarantee will remain valid and effective from.....*[insert date of issue]*till*[insert date, which should be minimum 90 days beyond the expiry of validity of Bid]*. Any demand in respect of this Guarantee should reach the Bank within the validity period of Bid Security.
7. The Bank Guarantee is unconditional and irrevocable.

8. The expressions Bank and Railway herein before used shall include their respective successors and assigns.
9. The Bank hereby undertakes not to revoke the guarantee during its currency, except with the previous consent in writing of the Railway. This guarantee is subject to the Uniform Rules for Demand Guarantees, ICC Publication No.758.
10. The Bank hereby confirms that it is on the SFMS (Structured Financial Messaging System) and shall invariably send the advice of this Bank Guarantee to the following bank details –

IFSC CODE	SBIN000RAIL
IFSC TYPE	BRANCH
BANK NAME	STATE BANK OF INDIA
BRANCH NAME	RAIL
CITY NAME	NAVI MUMBAI
ADDRESS	SECTOR-11, CBD BELAPUR, NAVI MUMBAI
DISTRICT	NAVI MUMBAI
STATE	MAHARASHTRA
BG ENABLED	YES

11. The Guarantee shall be valid in addition to and without prejudice to any other security Guarantee(s) of Bidder in favour of the Railway. The Bank, under this Guarantee, shall be deemed as Principal Debtor of the Railway.

Date

Bank's Seal and authorized signature(s)

.....

[Name in Block letters]

[Designation with Code No.].....

[P/Attorney] No.

Witness:

1 Signature, Name & Address & Seal

2 Signature, Name& address & Seal

Bank's Seal

*[P/Attorney]*No.

Note: All italicized text is for guidance on how to prepare this bank guarantee and shall be deleted from the final document.

Each Bidder or each member of a JV must fill in this form separately:

NAME OF BIDDER/JV PARTNER:

Annual Contractual Turnover Data for the Previous 3/4 Years (Contractual Payment only)			
Year	Amount Currency	Exchange Rate	Indian National Rupees Equivalent
Average Annual Contractual Turnover for last 3 years			

1. The average annual contractual turnover shall be calculated as an average of “total contractual payments” in the previous three financial years. However, in case balance sheet of the previous year is yet to be prepared/ audited, the audited balance sheet of the fourth previous year shall be considered for calculating average annual contractual turnover.
2. The information supplied shall be substantiated by data in the audited balance sheets and profit and loss accounts for the relevant years in respect of the bidder or all members constituting the bidder.
3. Contents of this form should be certified by a Chartered Accountant duly supported by Audited Balance Sheet duly certified by the Chartered Accountant.

SEAL AND SIGNATURE OF THE BIDDER

Certified that all figures and facts submitted in this form have been furnished after full consideration of all observations/notes in Auditor’s reports. _____

(Signature of Chartered Accountant)

Name of CA: _____

Registration No: _____

(Seal)

REQUISITION-CUM-RECEIPT FOR THE MATERIAL

Requisition-cum-receipt for the material Sr.No. _____

Date:

(A) Please arrange to supply the bearer _____

Description of materials required

Qty	Nos.	in words	in figures

at (place of supply) _____ Station _____

for sub-section between Km. _____ to Km. _____

against Contract no. _____

Signature of the
Contractor/Contractors

(Specimen signature)

(B) Received the above material Qty. _____

(fig) _____ as mentioned above.

On _____ received in good condition and I/We undertake the responsibility for replacement / payment of/ for the same as shall be deemed fit by the Railway in terms of Special Conditions

Station: Signature of the Contractor(s)
Dat

TENDER NO. .

INDEMNITY BOND

Indemnity Bond for safe custody of Railway material to be supplied to M/s.____ under
Tender no._____

We, M/s._____(hereinafter called the Contractor)
do hereby undertake that we shall hold in our custody for and on behalf of the President of India
acting in the premises through the General Manager, Western Railway or for him all Railway
materials which have been handed over to us against the contract for Tender no.

dtd._____ for the work of
“ _____” by the Railway for the
purpose of execution of the said contract until such time the materials are duly installed and/or
erected or otherwise handed over to the Railway.

We shall be entirely responsible for the safe custody and protection of the said materials against
all risk till they are duly delivered as installed and/or erected equipment to the Railway or as directed
otherwise and shall indemnify the Railway against any loss, damage or deterioration whatsoever
in respect of the said materials. Any Officer authorized by the General Manager, Western Railway
or his nominee shall at all time open the said materials to Inspection.

Should any loss, damage or deterioration of materials occur or surplus materials disposed off and
a refund becomes due, the Railway shall be entitled to recover from us the full cost and
compensation determined in terms of the contract for such loss or damage, if any, along with the
amount to be refunded without prejudice to any other remedies available to him by deduction from
any sum due or any sum which at any time thereafter becomes due to us under the said or any
other contract.

In the event of any loss or damage as aforesaid the assessment of such loss or damage and the
assessment of the compensation there for would be made by the President of India acting through
the General Manager, Western Railway or his authorized nominee shall be final and bind upon us.

Signed at _____

on this day of _____

Signature of Witness: _____

for & on behalf of _____

M/s. _____

**Name of Witness in
BLOCK LETTERS**

ADDRESS:

PROFORMA FOR PERFORMANCE GUARANTEE BOND

B.G. No.

Dated:

TO:

The President of India
Acting through
FA & CAO (C) CCG
Western Railway,
Churchgate, Mumbai

1. In consideration of the President of India (hereinafter called "the Government") having agreed to accept from _____
(Name of firm and address)

_____ (hereinafter called "the said Contractor/s"), under the terms and conditions of an Agreement/Acceptance letter No. _____ dated _____ made between _____ and _____ for the work of _____ (hereinafter called "the said Agreement") the Performance Guarantee for the due fulfilment by the Contractor/s of the terms and conditions in the said Agreement on irrevocable Bank Guarantee for Rs. _____
(Rupees

_____ only) _____ (% amount must be as per acceptance letter/agreement) We, _____ indicate the name of the Bank hereinafter referred to as "the Bank") at the request of _____ contractor/s do hereby undertake to pay the government an amount not exceeding Rs. _____ against any loss or damage caused to or suffered by or would be caused to or suffered by the Government by reason of any breach by the said Contractor(s) of any of the terms or conditions contained in the said Agreement /acceptance letter.

2. We _____ do hereby

(Name of Bank)

undertake to pay the amounts due and payable under this guarantee without any demur merely on demand from the Government stating that the amount claimed is by way of loss or damage caused to or suffered by the Government by reason of breach by the said contractor of any of the terms of conditions contained in the said agreement or by, reason of the contractor's failure to perform the agreement. Any such demand made on the bank shall be conclusive as regards the amount due and payable to the bank under this guarantee. However, our liability under this guarantee shall be restricted to an amount not exceeding ` _____ ` only.

3. We undertake to pay the Government any money so demanded notwithstanding any dispute or disputes raised by the contractor(s)/supplier(s) in any suit or proceeding pending before any court or Tribunal relating thereto our Liability under this present being absolute and unequivocal. The payment so made by us under this bond shall be a valid discharge of our liability for payment there under and the contractor(s)/supplier(s) shall have no claim against us for making such payment.

4. We, _____ further agree that the
(Name of Bank)

guarantee herein contained shall remain in full force and effect during the period that would be taken for the performance of the said agreement including Maintenance/ Warrantee period and that it shall continue to be enforceable till the dues of government under or by virtue of the said agreement have been fully paid and its claim satisfied or discharged or till

_____ Office/Department) Ministry of Railway certifies that the terms and conditions of the said agreement have been fully and properly carried out by the said contractor(s) and accordingly discharged this performance guarantee, unless a demand or claim

under this guarantee is made on us in writing on or before the we shall be discharged from all liability under this guarantee thereafter.

5. We _____ further agree with the
(Name of Bank)

Government that the Government shall have the fullest liberty without consent and without affecting in any manner our obligations hereunder to vary any of the terms and conditions of the said agreement or to extend time of performance by the said contractor from time to time or to postpone from any time or from to time any of the powers exercisable by the Government against the said contract and to for bear or enforce any of the terms and conditions relating to the said agreement and we shall not be relieved from our liability by reason of any such variation, or extension being granted to the contractor(s) or for any forbearance, act or omission on the part of the Government or indulgence by the Government to the said contractor/s or such any matter or thing whatsoever which under the law relating to sureties would, but for this provision have effect of so relieving us.

6. This guarantee will not be discharged due to the change in the constitution of the Bank of the Contractor(s)/Supplier(s).

7. We _____ undertake not to revoke this Guarantee during
(Name of Bank)

its currency except with the previous consent of the Government in writing.

8. Notwithstanding anything contained hereinabove.

- (i) Our liability under this B.G. shall not exceed to Rs.
- (ii) This B/G shall be valid upto _____ and
- (iii) We are liable to pay the guaranteed amount or any part thereof under this B/G only and only, if you serve upon us a written claim or demand on or before _____

Dated This _____ day of _____ 2013.

For _____ (Indicate the name of Bank)
(under Rubber stamp of name, designation & code no of authorized signatories) Round seal of Bank

FORMAT- 4**STATEMENT OF DEVIATIONS****PROFORMA FOR STATEMENT OF DEVIATIONS**

Sr. No.	Chapter	Para No.	Railway Clause	Proposed Clause	Reason / Remarks for deviation

Note Where there is no deviation, the statement should be returned duly Signed with an endorsement indicating no deviations.

Signature of Tenderer(s)

TECHNICAL CREDENTIALS

(Only for the eligible completed similar single work)

For the most eligible completed similar single works, tenderers shall have to submit following details along with tender duly attested by tenderer; otherwise the railway reserves the right to reject such tender. Tenderer shall also enclose relevant certificate/documents issued by concerned authority in this regard.

1.	Name of	:-
2.	Contract awarding	:-
3.	Contact agreement	:-
	Name of the firm	:-
	Date of award	:-
	Original value of contract	:-
7.	Original date of	:-
8.	(a) Whether work has been physically completed	:-
	(b) Actual date of completion.	:-
	Whether worked as a main contractor	:-
	Whether worked in the individual capacity or in a joint venture.	:-
12.	If the work was executed as a joint venture firm, the share of each partner to be given.	:-
13.	Brief scope of work	:-

TURNOVER

The tenderer is required to submit the turnover details for the last three years and the current financial year. Tenderer shall also enclose relevant certificate/documents issued by concerned authority in this regard.

S N	TURNOVER DETAILS
	<div style="display: flex; justify-content: space-between;"> Previous 3rd Financial Year -: </div>
	Previous 2 nd Financial Year
	<div style="display: flex; justify-content: space-between;"> Previous 1st Financial Year -: </div>
	<div style="display: flex; justify-content: space-between;"> Current Financial Year till the date of opening of the tender -: </div>
	Grand Total
2.	<div>Whether the certificate issued for the turnover amount is audited & certified by chartered accountant.</div> <div style="display: flex; justify-content: space-between; margin-top: 10px;"> -: YES/NO </div>
3.	<div>Whether the turnover amount for which the certificate is issued is more than required as per the eligibility criteria of the tender.</div> <div style="display: flex; justify-content: space-between; margin-top: 10px;"> -: YES/NO </div>
	Signature of Tenderer

WORK EXPERIENCE

LIST OF WORKS COMPLETED

Description of Work	Organization for whom work executed	Approx. value of contract at the time of award	Date of award	Date of scheduled completion of work	Date of actual completion		Final value of contract
					Start	Completion	

LIST OF WORKS IN HAND

[illegible]

NEFT / RTGS MANDATE FORM

FROM:

Date:

SUB: WILLINGNESS TO RECEIVE PAYMENT THROUGH NEFT / RTGS SYSTEM.

We refer to the National Electronic Fund Transfer (NEFT) System for remittance of our payment using NEFT / RTGS SCHEME and confirm that we are agreeable to our payments being made through the above scheme to our under noted Account:

NAME OF ORGANISATION AND ADDRESS:

IFSC CODE :

MICR CODE :

BANK NAME :

BRANCH NAME :

BANK ADDRESS :

BRANCH TELE/FAX NO. :

ACCOUNT (CORE BANKING SYSTEM) NO.:

TYPE OF ACCOUNT :

We have agreed to accept all the terms and conditions of the Electronic Fund Transfer System, as enclosed herewith. A Xerox copy of the cheque leaf is attached herewith for necessary action at your end.

Encl: As stated above.

**Signature and Stamp
Confirmed by Bank**

ELIGIBILITY CRITERIA CALCULATION SHEET (As per Tender Chapter -2, clause 2.6.1)

FOR TECHNICAL CREDENTIAL: Details of work qualifying Eligibility Criteria executed during last 07 (seven) years, ending last day of month previous to the one in which tender is invited:					
For Technical credential	60% value of single similar nature tender	40% value of Two nos. of similar nature tenders	30% value of three nos. of similar nature tenders		
Technical eligibility calculation (Rs)	NIT value of floated tender x 60% of single similar work=	NIT value of floated tender x 40% of single similar 1 st work=	NIT value of floated tender x 30% of single similar 1 st work=		
			NIT value of floated tender x 30% of single similar 2 nd work=		
			NIT value of floated tender x 40% of single similar 2 nd work=	NIT value of floated tender x 30% of single similar 3 rd work=	
a(i) details of one similar nature work for 60% value (NIT x 60%) in Rs=					
Name of work, LOA & Date	Organization for whom work executed	Value of contract	Date of physical completion of work	Final value of contract	Certificate issuing authority
1.					
a(ii) Details of two similar works for 40 % value (NIT x 40%) in RS=					
Name of work, LOA & Date	Organization for whom work executed	Value of contract	Date of physical completion of work	Final value of contract	Certificate issuing authority
1.					
2.					
a(iii) Details of Three similar works for 30 % value (NIT x 30%) in Rs=					
Name of work, LOA & Date	Organization for whom work executed	Value of contract	Date of physical completion of work	Final value of contract	Certificate issuing authority
1.					
2.					
3.					

FOR FINANCIAL CRITERIA:- The tenderer must have minimum average annual contractual turnover of V/N or 'V' whichever is less where V= Advertised value of the tender in crores of Rupees N= Number of years prescribed for completion of work for which bids have been invited. The average annual contractual turnover shall be calculated as an average of "total contractual payments" in the previous three financial years, as per the audited balance sheet. However, in case the balance sheet of the previous year is yet to be prepared/ audited, the audited balance sheet of the fourth previous year shall be considered for calculating average annual contractual turnover.									
FOR BID CAPACITY:-Details is given Annexure- VI , Formula for Available BID capacity = $[A \times N \times 2] - 0.33 \times N \times B$									
a) BID capacity calculation									
A in RS	N (Years)	B (in RS)			$[A \times N \times 2] - 0.33 \times N \times B$				
=	=	=			=				
b) Details of work:- List of all ongoing works to evaluate Bid Capacity									
Name of work, LOA & date	Organization for whom work being executed/ contract No. with date	Value of contract	Total payment received so far	Payment received in 2017-18	Payment received in 2018-19	Payment received in 2019-20	Payment received in 2020-21	Payment received in 2021-22 upto opening of tender	Balance value of work

c) **Formal statement for Bid capacity duly verified by Chartered Accountant as per Annexure- VI to be submitted by contractor/firm.**

Signature of contractors/Firms

Verified by Chartered Accountant

Bid Security Declaration:

I/We, M/s._____ am/are aware that I/We have been exempted from submission of Bid Security/Earnest Money Deposit in lieu of this Bid Security Declaration. I/We understand and accept that if I/We withdraw my/our bid within bid validity period or if awarded the tender and on being called upon to submit the Performance Guarantee/Performance Security fail to submit the same within the stipulated time period mentioned in tender documents or on being called upon to sign the contract agreement fail to sign the same within stipulated period mentioned in tender documents,

I/We i.e.,_____ the bidder shall be banned from submission of bids in any Works/Service Tender issued by Indian Railways for a period of 12 months from the date of such banning done on e-platform IREPS.

Signature of Tenderer(s)

CHECK LIST

CHECK LIST OF ITEMS TO BE COMPLIED BY TENDERERS BEFORE SUBMITTING THEIR BIDS. THE TENDERER SHALL ENSURE THAT THE FOLLOWING ARE COMPILED BEFORE QUOTING THE RATES.		
S. No.	Description	Compliance/Remarks
1.	Payments towards the Cost of Tender Document has been paid/submit in proper form as per special condition.	
2.	Requisite Earnest Money has been paid/submit in proper form as per special condition or Bid security document (format 11) is submitted.	
3.	Rates have been quoted collectively for all schedules as % above/below/at par the NIT cost.	
4.	Document in support for Special technical eligibility criteria has been attached/uploaded. Work completion certificates for similar nature of works of previous 7 (seven) years.	
5.	Document in support Special financial eligibility criteria has been attached/uploaded. Turnover certificate, Audited Balance sheet by Chartered accountant, Form 26- AS, etc of previous three years & current year.	
6.	The tenderer shall upload the all essential documents as per General Instructions and commercial compliances.	
7.	Affidavit/certificate with Public notary on non-judicial stamp paper of the value of Rs.100/-. Must be uploaded.	
8.	Power of Attorney, if any	
9.	Self- attested copy of the Certificate of Registration of firm, Deed of Formation, etc. to be uploaded.	
10.	Statement of deviation or No deviation must be uploaded.	
11.	Bid Capacity calculation sheet, Technical & financial credential calculation sheet to be submitted by tenderer as per Format-10.	
12.	Authorization letter from OEMs for EI card/modules break and Authorisation letter from OEMs/Experienced firms for TMS & AWS modifications.	
13.	Compliances on Annexure B (scope of works)	

Certificate of No Relative being an Employee of Western Railway

I/We, the Under Signed here by solemnly declare and certify that I/We do not have any of our Relative/Relatives Employed in In the Western Railway (Engineering Department) except the names mentioned Herein Under:

SN	Name of Relative employed in Western Railway	Designation	Name of Office	Headquarter where relative is posted

Note: Names, Designation, Name of Office, head quarter of the tenderer's relative in Western Railway (Engineering Department) to be mentioned by the tenderer as per above table.

Signature.....

**Name & Designation.....
(In Capital)**

Address.....

Date

Annexure to Top Sheet**Annexure-A**

Mandatory list of items/documents to be given/enclosed while submitting E-Tender offer
 The tenderer shall clearly specify whether the tender is submitted on his own or on behalf of partnership Firm/joint venture (JV) Society etc. The tenderer(s) who is/are constituents of the firm, company, Association or Society shall enclose self-attested copies of the constitution of their concern, Partnership Deed and Power of Attorney along with their tender. Tender documents in such cases shall be signed by such persons as may be competent to sign them on behalf of the firm, Company, Association or Society as the case may be.

The tenderer shall give full details of the constitution of the Firm/JV/Company/Society etc. and shall also submit following documents (as application) in addition to documents mentioned above.

Sr. No.	Item	Submitted Yes or No.
(A)		
(1)	IF TENDERER IS SOLE PROPRIETORSHIP FIRM: Notarized copy of the affidavit.	
(2)	IF TENDERER IS PARTNERSHIP FIRM: Self –attested copies of (i) registered / notarized partnership deed and (ii) Power of Attorney duly authorizing one or more of the partners of the firm or any other person(s) , authorized by all the partners to act on behalf of the Firm and to submit and sign the tender , sign the agreement , witness measurements, sign measurement books, receive payment , make correspondence(s) , compromise/settle/relinquish any claim (s) preferred by the firm, sign “ No claim certificate “refer all or any dispute to arbitration and to take similar action in respect of all tenders/contracts or said tender/ contact.	
(3)	IF TENDERER IS JOINT VENTURE (JV) FIRM:	
(i)	In case one or more of the members of the JV firm is/are partnership firm (s) , following documents shall be submitted: -	
(a)	Notary certified copy of the Partnership Deed.	
(b)	Consent of all the partners to enter into the Joint Venture Agreement on a stamp paper of appropriate value.	
(c)	Power of Attorney (duly registered as per prevailing law) in favour of one of the partners of the partnership firm to sign the JV Agreement on behalf of the partnership firm and create liability against the firm.	
(ii)	In case one or more members is/are proprietary Firm or HUF, the following documents shall be enclosed :-	
	Affidavit on Stamp Paper of appropriate value declaring that his/her Concern is a proprietary Concern and he/she is sole proprietor of the Concern OR he/she has the authority , power and consent given by other partners to act on behalf of HUF.	
(iii)	In case one or more members is/are limited companies, the following documents shall be submitted.	
(a)	Notary certified copy of resolutions of the Directors of the Company, permitting the company to enter into a JV Agreement , authorizing MD or one of the Directors or Managers of the Company to sign JV Agreement , such other documents required to be signed on behalf of the Company and enter into liability against the company and / or do any other act on behalf of the company.	
(b)	Copy of Memorandum and Articles of Association of the Company.	
(C)	Power of Attorney (duly registered as per prevailing law) by the Company authorizing the person to do/ act mentioned in the para (a) above.	
(iv)	All the members of JV shall certify that they are not black listed or debarred by Railways or any other Ministry / Department / PSU (Public sector	

	Undertaking) of the Govt. of India / State Govt. from participation in tenders/contract on the date of opening of bids either in their individual capacity or as a member of the JV firm in which they were / are members.	
4	COMPANY REGISTERED UNDER COMPANIES ACT- 1956: (i) Copies of MOA (Memorandum of Association) and AOA (Articles of Association) of the company and (ii) Power of Attorney duly registered / Notarized by the Company (backed by the resolution of Board of Directors) in favour of the individual, signing the tender on behalf of the company.	
5	SOCIETY: (i) Self- attested copy of the Certificate of Registration, (ii) Deed of Formation and (iii) Power of Attorney in favour of the tender signatory.	
(B)		
(i)	Certificate for credentials as per Annexure	
2	Legal papers / documents for Eligibility Criteria.	
(i)	(i) Similar nature of work	
(ii)	(iii) Turnover: Attested certificate from the employer / client , Audited Balance sheet duly certified by the chartered accountant etc.	
(iii)	(iv) Combined eligibility criteria: List of completed works within qualifying period and works in progress	
3	Bid Security paid on line through payment gateway	
4	Cost of tender document paid on line through payment gateway.	
5	Compliance on technical specifications requirements given in Annexure B	
6	Submission of breakup of cards/modules and other accessories from various OEMs of EI in terms of RB's letter No. 2013/signal/01/(pt)Dup dated 17.02.2022.	
7	The bidder shall submit an undertaking Letter from the TMS & AWS OEM/firm currently working successfully on the existing TMS & AWS system for the proposed modification work.	

Note:

1. If it is mentioned in the tender that it is being submitted on behalf of/by a sole proprietor firm/ Partnership firm / Joint venture / Registered company etc. but above mentioned documents /s (as applicable) are not enclosed along with the tender, the tender shall be summarily rejected.
2. If it is Not mentioned in the tender that it is being submitted on behalf of /by a Sole Proprietorship Firm/ partnership Firm/Joint venture /registered company.etc. then the tender shall be treated as having been submitted by the individual who has signed the tender.
After opening of the tender, any document pertaining to the constitution of the Firm /JV/Society etc. shall neither be asked nor be entertained / considered.
3. A tender from JV/Consortium /Partnership firm etc. shall be considered only where permissible as per the tender conditions.
4. The railway will not be bound by any power of Attorney granted by the tenderer or by changes in the composition of the Firm made subsequent to the submission of tender. It may, however, recognize such power of attorney and changes after obtaining proper legal advice, the cost of which will be chargeable to the contractor.
5. No document shall be accepted after opening of tender. If any of the above documents is not submitted along with the tender, the tender may be **summarily rejected** considering it as a non-compliant bid OR as per decision of competent authority.
6. The Railway reserves the right to verify all statements, information and documents submitted by the bidder in this tender offer and the bidder shall, when so required by the Railway, make available all such information, evidence and documents as may be necessary for such verification. Any such verification or lack of such verification by the railway shall not relieve the bidder of its obligations here under nor will it affect any rights of the railway there under.
7. In case of any wrong information submitted by the tenderer, the contract shall be terminated, Bid security Performance Guarantee (PG) and Security Deposit (SD) of contract forfeited and agency barred for doing business on the entire Indian Railway for 2 (Two) years.

CHECK LIST

CHECK LIST OF ITEMS TO BE COMPLIED BY TENDERERS BEFORE SUBMITTING THEIR BIDS. THE TENDERER SHALL ENSURE THAT THE FOLLOWING ARE COMPILED BEFORE QUOTING THE RATES.

S. No.	Description	Compliance/Remarks
1.	Payments towards the Cost of Tender Document have been paid/submitted in proper form as per special condition.	
2.	Requisite Bid security has been paid/submitted in proper form as per special condition.	
3.	Rates have been quoted collectively for all schedule items as % above/below/atpar the NIT cost.	
4.	Document in support for Special technical eligibility criteria has been attached/uploaded. Work completion certificates for similar nature of works of previously 7 (seven) years.	
5.	Document in support of Special financial eligibility criteria has been attached/uploaded. Turnover certificate, Audited Balance sheet by Chartered accountant, Form 26- AS,etc of previous three years & current year.	
6.	The tenderer shall upload the all-essential documents as per General Instructions and commercial compliances.	
7.	Affidavit with Public notary on non-judicial stamp paper of the value of Rs.100/-. Must be uploaded.	
8.	Power of Attorney, if any	
9.	Self- attested copy of the Certificate of Registration of firm, Deed of Formation, etc. to be uploaded.	
10.	Statement of "NO" deviation must be uploaded.	
11.	Compliances of MSDACs to be submitted by Tenderer as per Annexure-A attached. (As per RDSO spec Clauses mentioned).	
12.	Bid Capacity calculation sheet, Technical & financial credential calculation sheet to be submitted by tenderer as per Format. In case Bid Security and cost of tender document are not accompanied in the Bid, the offer will be summarily rejected.	

OEM's Site Installation Certificate

(For EI, SSDAC/MSDAC,UFSBI/BPAC,IPS, Datalogger only)

To,

**Dy Chief Signal & Telecom Engineer (Construction/Field),
8th Floor, Station Building, Churchgate
Mumbai-400 020,
Western Railway.**

This is to certify that verification of system installation (details given below) has been completed by undersigned (OEM representative) and all necessary arrangements like earthing, surge protection, power supply, power & communication cables, and equipment wiring meet the required standards of engineering for trouble free working of installed system.

- 1. System being commissioned:**
- 2. Station / Section:**
- 3. Division:**
- 4. Date of commissioning:**

.....
Name of RDSO approved Original Equipment Manufacturer:

.....
Name of OEM representative with Designation:

.....
Signature of OEM representative with Date

DETAILS OF PLANT AND MACHINERY ALREADY AVAILABLE WITH THE FIRM

SN	Particulars of equipment	No. of Unit	Kind & make	Capacity	Date by which the plant would be available for use on this work	Age & condition	Work on which it is being used.	Proposed to be purchased	
								Date of placing order	Likely date of receipt
1	2	3	4	5	6	7	8	9	
1									
2									

Note:

1. Indicate clearly, whether (i) Owned by firm, or (ii) To be purchased by firm giving date of placing order and likely date of receipt.
2. Optimum Plants and Machineries required to be deployed during execution of work.
3. Earthwork in formation of New Line / Doubling/ Gauge Conversion Project: Poclain, JCB, Vibratory Roller, Grader, Dumpers, Tractors, Water tank etc.
4. Concreting work for bridge work: Concrete pump, Transit mixer as per requirement, Batching plant of suitable capacity, JCB, Needle vibrator 60/40mm etc.

Signature.....

Name & Designation.....

(InCapital)

Address.....

Date

Details of Checklist of JV, Partnership Firm, Proprietorship Firm, etc. if applicable-Mandatory

CHECK LIST FOR JOINT VENTURE

SN	Item	Remarks
1	Documents to be enclosed by the JV along with the tender:	
A	In case one or more of the members of the JV is/are Partnership firm(s), following documents shall be submitted:	
(i)	A notarized copy of the Partnership Deed,	
(ii)	A copy of consent of all the partners or individual authorized by partnership firm, to enter into the Joint Venture Agreement on a stamp paper,	
(iii)	A notarized or registered copy of Power of Attorney in favour of the individual to sign the MOU/JV Agreement on behalf of the partnership firm and create liability against the firm	
B	In case one or more members is/are HUF, the following documents shall be enclosed:	
(i)	A copy of notarized affidavit on Stamp Paper declaring that he who is signing the affidavit on behalf of HUF is in the position of 'Karta' of Hindu Undivided Family (HUF) and he has the authority, power and consent given by other members to act on behalf of HUF.	
C	In case one or more members of the JV is/are Companies, the following documents shall be submitted:	
(i)	A copy of resolutions of the Directors of the Company, permitting the company to enter into a JV agreement,	
(ii)	The copies of MOA (Memorandum of Association)/AOA (Articles of Association) of the company	
(iii)	A copy of Certificate of Incorporation	
(iv)	A copy of Authorization/copy of Power of Attorney issued by the Company (backed by the resolution of Board of Directors) in favour of the individual to sign the tender, sign MOU/JV Agreement on behalf of the company and create liability against the company.	
D	All the Members of JV shall certify that they are not blacklisted or debarred by Railways or any other Ministry/Department of the Govt. of India from participation in tenders/contract on the date of opening of bids either in their individual capacity or as a member of the JV in which they were/are members.	

**CHECK LIST FOR
SOLE PROPRIETOR FIRM**

SN	Item	Remarks
1	Whether sole proprietary firm in mentioned in Annexure-II (General Information of Tender) or not	
2	Whether an undertaking that he is not black listed or debarred by Railways or any other Ministry/Department of Govt.of India from participation in tender on the date of opening of bids, either in individual capacity or as a member of the partnership firm or JV in Which he was/ is a partner/member is submitted or not.	

CHECKLIST FOR PARTNERSHIP FIRM

SN	Item	Remarks
1	Whether Partnership Firms participating in the tender are legally valid under the provisions of the Indian Partnership Act or not.	
2	Whether a Partnership firm is either registered with the Registrar or the partnership deed is notarized prior to the date of tender opening as per the Indian Partnership Act.	
3	Whether Separate identity/name is given to the partnership firm or not (in case of new partnership firm) Note: The partnership firm should have PAN/TAN number in its own name and PAN / TAN number in the name of any of the constituent partners shall not be considered. The valid constituents of the firm shall be called partners.	
4	Whether power attorney to any member/person for submission of tender offer on behalf of Partnership is submitted or not. Note: Such "Power of Attorney" shall be notarized/ registered and submitted along with the tender.	
5	Whether any partner of the Partnership firm is participated Either in his individual capacity or as a partner of any other firm in the tender or not	
6	Whether EMD is submitted by a partnership firm or not. Note: EMD submitted in the name of any individual partner or in the name of authorized partner(s) shall not be considered.	

CHECK LIST FOR COMPANY

Sr. No	Item	Remarks
1	Whether copies of MOA (Memorandum of Association) / AOA (Articles of Association) of the company are submitted with tender offer or not.	
2	Whether a copy of Certificate of Incorporation is submitted or not.	
3	Whether a copy of Authorization/Power of Attorney issued by the Company (backed by the resolution of Board of Directors) in favour of the individual to sign the tender on behalf of the company and create liability against the company is submitted or not.	
4	Whether an undertaking that the Company is not black listed or debarred by Railways or any other Ministry/Department of Govt. of India from participation in tender on the date of opening of bids, either in individual capacity or as a member of the partnership firm or JV in which the Company was /is a partner/member is submitted or not.	

Completion Certificate of Similar Nature of Works

(On Letter head of Issuing Organization with full Particulars)

1	Name Of Work	
2	2 Contract Agreement No. & Date	
3	Name of Agency	
4	Date of Acceptance Letter	
5	Cost of work as per CA	
6	Original D.O.C. (as per agreement)	
7	Status of work	
8	Details of extension: -	
	i) On Railway's account	
	ii) On Contractor's account with/without penalty	
9	Final cost of work (as per final bill)	
10	If the final bill is not paid the amount paid up to date.	
11	Performance	
12	Scope of Work	

I hereby certify that above mentioned work has been physically completed in all respects as per contract agreement. Performance of the contractor while executing the work had been satisfactory.

(Signature)

Name and Designation of officer
Mobile No. of officer
Seal of officer

NOTE: -

- i) Completion Certificates should be submitted for each Work listed in Annexure V (as applicable).
- ii) Submission of false Completion Certificates of Similar Nature of Works shall lead to forfeiture of EMD and other action including penal action.
- iii) Copy of Completion Certificate of Similar Nature of Works duly self-attested by Tenderer shall be submitted along with tender document.
- iv) Payment made as indicated in above certificate (SN 9,10 & 11) will be considered as value of completed work for the purpose of eligibility under Technical Eligibility Criteria.
- v) Only those works will be treated as composite works which consist of more than one distinct component of work such as Civil Engg. Works, S&T work, Electrical work, OHE work etc.
- vi) Format given above is for guidance only. Any certificate, containing information in other format asked for, shall be considered.

END OF TENDER DOCUMENT