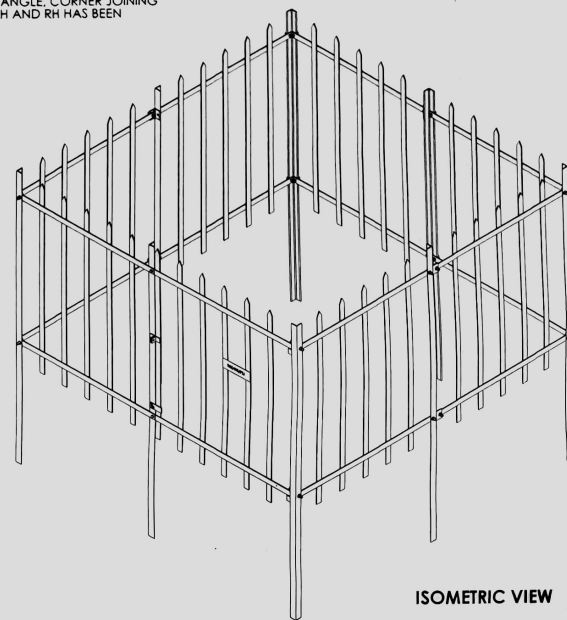
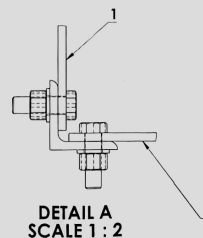
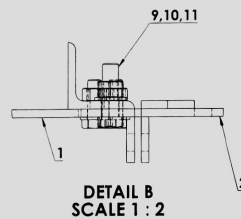
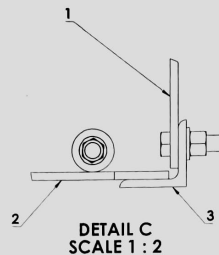
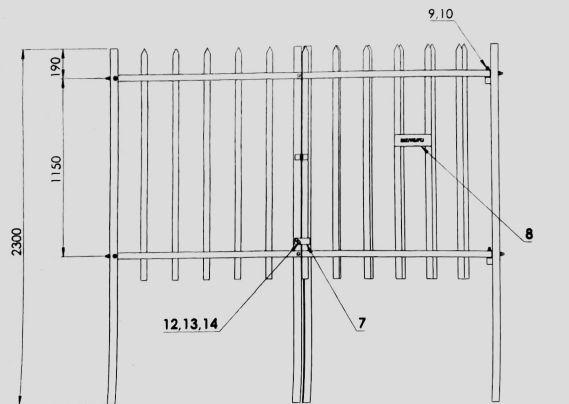


ALT-2:  
GRIP PIECE IN THE MIDDLE JOINING ANGLE. CORNER JOINING  
ANGLE AND DOOR FIXING ANGLE LH AND RH HAS BEEN  
REMOVED.



ISOMETRIC VIEW

14	WASHER, MS	FOR M10 BOLT	2	IS-2016 TYPE-A				
13	HEX NUT, MS	M10	2	IS-1363 PART 3				
12	HEX BOLT, MS	M10X30	2	IS-1363 PART 1				
11	WASHER, MS	FOR M12 BOLT	30	IS-2016 TYPE-A				
10	HEX NUT, MS	M12	30	IS-1363 PART 3				
9	HEX BOLT, MS	M12X40	28	IS-1363 PART 1				
8	NAME PLATE		1	CWM 01523				
7	STOPPER		1	CWM 01423				
6	MIDDLE JOINING ANGLE		3	CWM 08423				
5	CORNER JOINING ANGLE		3	CWM 00723				
4	DOOR FIXING ANGLE LH		1	CWM 08623				
3	DOOR FIXING ANGLE RH		1	CWM 00523				
2	DOOR		1	CWM 00423				
1	MAIN FRAME		7	CWM 00323				

ITEM No.	DESCRIPTION	DIMENSIONS	QTY.	REF. DRGS.	MATLSPEC.	WT/UNIT IN KGS	REMARKS
----------	-------------	------------	------	------------	-----------	----------------	---------

SURFACE AREA IN Sq.M :

DRAWN

SANEESH E.S

### FENCING ARRANGEMENT FOR GRS APP. CASE

CHECKED SSE

VERIFIED

SCALE: 1:17.5

DRG. No. CWM 00223

APPD-AWM

ALT. No. 2

SHEET 1 OF 1

A2

C SIGNED  
CWM/S&T/WS/PTJ

S&amp;T WORKSHOP, SOUTHERN RAILWAY, PODANUR

## NOTE

1. ALL DIMENSIONS ARE IN MM
2. ALL DIMENSIONAL TOLERANCE AS PER THE CWM/STD 02118
3. ALL ITEMS SHALL BE PAINTED WITH TWO COATS OF ZINC CHROME PRIMER TO IS: 2074
4. NAME PLATE SHALL BE WELDED TO DOOR FRAME.