


Page 1 of 12	Issued on January-2026	STR No. CLW/2022/ELDO/E/STR/0137	Rev '1'
--------------	---------------------------	----------------------------------	---------




**SCHEDULE OF TECHNICAL REQUIREMENTS FOR MANUFACTURE AND
SUPPLY OF PANTOGRAPH DISCONNECTING + EARTHING DEVICE FOR
THREE PHASE ELECTRIC LOCOMOTIVES AS PER SPECIFICATION NO.
CLW/ES/3/0008/B**

ISSUED BY

**CHITTARANJAN LOCOMOTIVE WORKS
CHITTARANJAN – 713331
WEST BENGAL**

Approved By	Signature
PCEE	SATYA KUMAR VERMA  Digitally signed by SATYA KUMAR VERMA Date: 2026.02.04 11:09:27 +05'30'

Recommended By	Signature
CEE/Design	Harish Mittal  Digitally signed by Harish Mittal Date: 2026.02.03 17:42:48 +05'30'

Prepared By JE/Design	Checked By SEE/Design	Issued By Dy.CEE/D-III
SOUVIK MONDAL  Digitally signed by SOUVIK MONDAL Date: 2026.02.03 16:56:28 +05'30'	SADDAM HUSSAIN  Digitally signed by SADDAM HUSSAIN Date: 2026.02.03 17:06:44 +05'30'	AMIT AGGARWAL  Digitally signed by AMIT AGGARWAL Date: 2026.02.03 17:30:13 +05'30'

Page 2 of 12	Issued on January-2026	STR No. CLW/2022/ELDO/E/STR/0137	Rev '1'
--------------	---------------------------	----------------------------------	---------

REVISION RECORD SHEET

REVISION NO.	Date of Revision	Reason	Authority
1	20.01.2026	Deletion of Megger and High Voltage Tester, as these are not required for testing of this equipment.	Signed

Prepared By JE/Design	Checked By SEE/Design	Issued By Dy.CEE/D-III
SOUVIK MONDAL Digitally signed by SOUVIK MONDAL Date: 2026.02.03 16:56:47 +05'30'	SADDAM HUSSAIN Digitally signed by SADDAM HUSSAIN Date: 2026.02.03 17:07:09 +05'30'	AMIT AGGARWAL Digitally signed by AMIT AGGARWAL Date: 2026.02.03 17:30:39 +05'30'

Page 3 of 12	Issued on January-2026	STR No. CLW/2022/ELDO/E/STR/0137	Rev '1'
--------------	---------------------------	----------------------------------	---------

SCHEDULE OF TECHNICAL REQUIREMENTS FOR MANUFACTURE AND SUPPLY OF PANTOGRAPH DISCONNECTING + EARTHING DEVICE FOR THREE PHASE ELECTRIC LOCOMOTIVES:

1.0 NAME OF EQUIPMENT: Pantograph Disconnecting + Earthing Device.

2.0 APPLICATION

Used in Three Phase (WAG9H / WAG9 / WAP7 / WAP5) Electric Locomotives in Indian Railways. The equipments are to be manufactured as per relevant drawings and specifications.

3.0 SCOPE

This schedule of Technical Requirements (STR) is issued to stipulate the qualifying criteria of manufacturers for designing and manufacturing of Pantograph disconnecting + earthing device for three phase Electric locomotives to Indian Railways.

The Schedule of Technical Requirements (STR) is issued to serve as a guide to manufacturers (called the "firm" here after) and should be read in conjunction with the relevant drawings and specifications with latest Revisions / Alterations. The technical requirements are meant to serve as guidelines only and are not exhaustive. The firm should satisfy themselves having complied with the requirements of drawings and STR. List of relevant Drawings/ Specifications/IEC/IS/BIS/ASTM/DIN/EN is listed as **Annexure – I**

Wherever lacking, existing CLW approved sources must also upgrade their facilities to fulfil the requirements of this STR within a period of One year from date of issue of this STR.

4.0 TERMINOLOGY/ABBREVIATIONS:

Abbreviations	Full form/Description
ASE	Automotive Service Excellence
BS	British Standards
CLW	Chittaranjan Locomotive works.
DIN	Deutsches Institut für Normung
BLW	Banaras Locomotive Works, Varanasi
IS	Indian Standards
IEC	International Electro Technical Commission
ISO	International Standards Organization
NABL	National Accreditation Board for Testing and Calibration Laboratories
RDSO	Research Designs & Standards Organization
VDE	Verband Deutscher Elektrotechniker
IP	Ingress Protection

Prepared By JE/Design	Checked By SEE/Design	Issued By Dy.CEE/D-III
SOUVIK MONDAL Digitally signed by SOUVIK MONDAL Date: 2026.02.03 16:57:02 +05'30'	SADDAM HUSSAIN Digitally signed by SADDAM HUSSAIN Date: 2026.02.03 17:07:29 +05'30'	AMIT AGGARWAL Digitally signed by AMIT AGGARWAL Date: 2026.02.03 17:30:53 +05'30'

Page 4 of 12	Issued on January-2026	STR No. CLW/2022/ELDO/E/STR/0137	Rev '1'
--------------	---------------------------	----------------------------------	---------

5.0 GENERAL REQUIREMENTS

- 5.1 The firm should have currently valid ISO-9000 certification issued by an approved agency of the International Accreditation Forum (IAF) with the activity desired clearly mentioned in the scope of certification.
- 5.2 A system of regular submission of rejection details of material giving rejection rate, cause of rejection, corrective action taken etc. on quarterly basis should be followed by firm.
- 5.3 The firm must have system of documentation in respect of rejection at customer end, warranty replacement and failure of item supplied by them during service.
- 5.4 The firm shall have all latest relevant Standards like IS, DIN, BS etc. pertaining to product specification.
- 5.5 The firm shall have system of recording the plant, machinery and control equipments remaining out of service, nature of repairs done etc.
- 5.6 The testing & measuring equipments shall be duly calibrated and the validity of calibration should be current and verified by physically checking the calibration certificate issued by Calibration Agency from whom it was calibrated. Calibration shall be done by NABL accredited labs whose accreditation is valid on the date of calibration.
- 5.7 Firm should have adequately trained personnel and service after sales network.
- 5.8 Whenever there is any change with respect to approved QAP, the same shall be promptly submitted to CLW for approval.

6.0 QUALITY ASSURANCE PLAN (QAP)

The firm shall prepare a Quality Assurance Plan (QAP) before approval is sought and submit the same as part of compliance of this STR. The QAP shall be a comprehensive document covering the following aspects.

- i) Details of Quality Control Organization of the firm along with key personnel engaged in the QC function.
- ii) Qualification log sheet of the personnel manning the quality control set up.
- iii) Process flow chart indicating process of manufacture of an individual product or for a family of products for which the process is same.

Prepared By	Checked By	Issued By
JE/Design	SEE/Design	Dy.CEE/D-III
SOUVIK MONDAL Digitally signed by SOUVIK MONDAL Date: 2026.02.03 16:57:16 +05'30'	SADDAM HUSSAIN Digitally signed by SADDAM HUSSAIN Date: 2026.02.03 17:07:48 +05'30'	AMIT AGGARWAL Digitally signed by AMIT AGGARWAL Date: 2026.02.03 17:31:10 +05'30'

Page 5 of 12	Issued on January-2026	STR No. CLW/2022/ELDO/E/STR/0137	Rev '1'
--------------	---------------------------	----------------------------------	---------

iv) Details of Sub-Vendors:

- The name of item for which sub-vendor is approved.
- The name of approving agency.
- Quality manual submitted by sub-vendor to primary vendor.
- The sub-vendor to have all the requisite infrastructure of manufacturing and testing facilities, preferably under one roof. The sub-vendor to broadly meet with all the technical requirements laid down in this STR.
- The primary vendor is following periodical inspection schedule for sub-vendor strictly.
- ISO Certification details of sub-vendor also.
- The sub-vendor is also liable for assessment by CLW.

v) Inspection and testing plan of;

- a) Incoming Material as per format in Annexure – IV clause – 2
- b) Process (stage inspection) as per format in Annexure – IV, Clause – 3
- c) Product (Final inspection) as per format in Annexure – IV, clause – 5

vi) All the formats used for recording inspection results.

vii) System of traceability, traceability diagram linking traceability from raw material stage to internal check and finally lot offered for inspection

viii) All internal checks to be carried out during manufacturing shall be summarized and furnished. List of documents to be maintained for these internal checks; that need to be signed by inspecting official before issue of Inspection Certificate shall also be furnished.

ix) QAP Format:

QAP must be submitted in the form of single document indicating name of the firm and page no. 'x' of 'y' on each page. Each page should be signed by Quality Controlling-charge. The approved QAP must be a Controlled document and a quality record of ISO 9001:2000 quality control system of the firm. A certificate to this effect shall be provided along with the QAP by the firm. The QAP shall be submitted in duplicate.

Details of the above aspect are described in the following paragraphs. The QAP shall be approved by vendor approving authority and shall form basis of approval process.

6.1 QUALITY CONTROL ORGANISATION

Prepared By JE/Design	Checked By SEE/Design	Issued By Dy.CEE/D-III
SOUVIK MONDAL Digitally signed by SOUVIK MONDAL Date: 2026.02.03 16:57:56 +05'30'	SADDAM HUSSAIN Digitally signed by SADDAM HUSSAIN Date: 2026.02.03 17:08:11 +05'30'	AMIT AGGARWAL Digitally signed by AMIT AGGARWAL Date: 2026.02.03 17:31:27 +05'30'

Page 6 of 12	Issued on January-2026	STR No. CLW/2022/ELDO/E/STR/0137	Rev '1'
--------------	---------------------------	----------------------------------	---------

6.1.1 The complete organizational setup of the Quality Control Key personnel and official along with their qualification and experience should be furnished.

6.1.2 The Quality Control Organization should be headed by a senior level official having degree in engineering who shall directly report to plant in charge.

6.2 INCOMING MATERIAL

6.2.1 A complete bill of material indicating all input material items required for manufacturing of the products, governing specification and their sources of supplies as approved by the firm should be furnished.

6.2.2 Raw material shall be procured from CLW approved sources wherever applicable or from reputed suppliers if no CLW source is specified. Documentary proof of purchase and test certificate of each component shall be maintained and produced.

6.2.3 Record of each sub-supplier clearly showing the quantity purchased and rejected as well as cases of late delivery, if any shall be kept.

6.2.4 Incoming raw material shall be 100% inspected by Quality Control Department of the firm for any defect and deviation. The test results of incoming raw material with references to test certificate issued by the supplier and the results of internal tests carried out by the firm for verification may be submitted as part of QAP.

6.3 PROCESS OF MANUFACTURING

6.3.1 Complete process flow chart covering all steps of process of manufacture for an individual product (or for a family of product if the process is same), including the process flow of outsourced activities along with its integration with main process, shall be clearly enlisted as part of QAP.

6.3.2 The following details of machine used for all the steps of machining operations should be included.

- Make, model and commissioning date of the machine.
- Accuracy.
- Details of machining operations.

Prepared By	Checked By	Issued By
JE/Design	SEE/Design	Dy.CEE/D-III
SOUVIK MONDAL Digitally signed by SOUVIK MONDAL Date: 2026.02.03 16:58:09 +05'30'	SADDAM HUSSAIN Digitally signed by SADDAM HUSSAIN Date: 2026.02.03 17:08:33 +05'30'	AMIT AGGARWAL Digitally signed by AMIT AGGARWAL Date: 2026.02.03 17:31:45 +05'30'

Page 7 of 12	Issued on January-2026	STR No. CLW/2022/ELDO/E/STR/0137	Rev '1'
--------------	---------------------------	----------------------------------	---------

- 6.3.3 Machining process should be such that all critical dimensions are final. Vague language like available or will install is not acceptable.
- 6.3.4 Details of jigs and fixtures used during manufacture should be furnished along with the manufacturing process wherever used.
- 6.3.5 List of typical Machinery & Plant required for manufacture is mentioned in **Annexure – II & Annexure – III**. The list is for general guidance only and manufacturing operation shall be submitted and got approved by the firm as a part of QAP.
- 6.3.6 In case any structural work is involved, the welders shall be qualified in accordance with AWS Structural Welding Code D.1.1 or IS 817 with radiographic test. They should have undergone refresher course from reputed agencies as per IS: 817 & IS: 7310 and proper record should be maintained. This course is not required particularly for this item.

6.4 INSPECTION AND TESTING PLAN

- 6.4.1 Testing setup should be available in the firm's own premises capable of testing the equipments as specified in the relevant technical specification.
- 6.4.2 Complete Inspection and Testing Chart covering all steps of process of manufacture for an individual product including final inspection should be clearly enlisted as part of QAP.
- 6.4.3 The following details of Testing / measuring instruments / equipments / tools / jigs / fixtures used for all the steps of measurement and testing operations should be included:
- Make and Model of the equipment
 - Name of the manufacturer
 - Accuracy
 - Capacity or Range
 - Date of Calibration
 - Due date of calibration
 - Agency of Calibration

Vague language like available or will install is not acceptable.

- 6.4.4 The accuracy and capacity of the testing and measuring equipments shall be adequate to meet the requirements of the specification and drawing.

Prepared By	Checked By	Issued By
JE/Design	SEE/Design	Dy.CEE/D-III
SOUVIK MONDAL Digitally signed by SOUVIK MONDAL Date: 2026.02.03 16:58:29 +05'30'	SADDAM HUSSAIN Digitally signed by SADDAM HUSSAIN Date: 2026.02.03 17:09:00 +05'30'	AMIT AGGARWAL Digitally signed by AMIT AGGARWAL Date: 2026.02.03 17:32:02 +05'30'

Page 8 of 12	Issued on January-2026	STR No. CLW/2022/ELDO/E/STR/0137	Rev '1'
--------------	---------------------------	----------------------------------	---------

6.4.5 Stage inspection detailing inspection procedure, inspection parameters and method of testing / test procedure including sample sizes for destructive and non-destructive testing. Record of test results of stage inspection should be available and furnished.

6.4.6 List of typical Testing and measuring instruments required for manufacture is mentioned in Annexure – III. The list is for general guidance only. However, the specific Testing & measuring instruments, gauges used by the firm will also form part of QAP and shall be submitted.

6.5 FORMAT TO BE SUBMITTED WITH QAP

Format to be submitted with QAP is enclosed as **Annexure – IV**. Firms shall fill these formats keeping in view Para 6.0.

7.0 REQUIREMENTS FOR FOUNDRY FACILITIES

Wherever required, it is preferable if the firm has its own RDSO Class 'A' approved captive foundry. In cases where the firms do not have their RDSO Class 'A' approved captive foundry, they should fulfill the following conditions:

- Firm should use castings from RDSO Class 'A' approved foundry
- Firm should furnish undertaking from casting manufacturer showing long term commitment to supply castings to the firm.

Foundry facility is not required particularly for this item.

8.0 REQUIREMENTS OF ELECTRICAL AND ELECTRONICS LAB

Firms shall have electrical and electronics labs which should have Dust free, clean and non – humid environment preferably air conditioned. The lab shall have minimum equipments mentioned at Annexure – III:

9.0 STORAGE FACILITY

- Adequate Dust free, clean and non – humid environment for storage of raw materials and finished product separately.
- Adequate Dust free, clean and non-humid environment for product assembly area.
- Adequate Stacking / Handling tables and racks in above storage area.

Prepared By	Checked By	Issued By
JE/Design	SEE/Design	Dy.CEE/D-III
SOUVIK MONDAL Digitally signed by SOUVIK MONDAL Date: 2026.02.03 16:58:43 +05'30'	SADDAM HUSSAIN Digitally signed by SADDAM HUSSAIN Date: 2026.02.03 17:10:19 +05'30'	AMIT AGGARWAL Digitally signed by AMIT AGGARWAL Date: 2026.02.03 17:33:01 +05'30'

Page 9 of 12	Issued on January-2026	STR No. CLW/2022/ELDO/E/STR/0137	Rev '1'
--------------	---------------------------	----------------------------------	---------

ANNEXURE – I**10.0 LIST OF DRAWINGS, SPECIFICATIONS AND STANDARDS**

- Specification No. CLW/ES/3/0008/B or Latest.
- Standards: Test is to be carried according to as per above specification, IEC 60077 latest etc.
- SST Gr. 304, CU ETP IS: 191 latest.
- Firm should have latest all standard and documents.

ANNEXURE – II**LIST OF MACHINERY AND PLANT: -**

Sl. No.	Description	Capacity	Essential/optional
1.	Lathe Machine	Standard	Essential
2.	Grinding Machine	Up to 50 mm dia.	Essential
3.	Shearing Machine / Power saw machine.	up to 15 mm plate cutting.	Essential
4.	Press Machine	Min. 20 Ton.	Essential
5.	Bending / Shaping machine	for 10 mm plate	Essential
6.	Drilling Machine	20 mm hole	Essential
7.	Punching and Labelling arrangement	Standard	Essential
8.	Jig & Fixture	Suitable for Product	Essential
9.	Torque wrench	Standard	Essential
10.	Bright Annealing Furnace	Standard	**Optional
11.	Electroplating arrangement	Standard	**Optional

** Optional activity means the facility is actually essential but can be out sourced from CLW/RDSO approved vendors or ISO certified firm and documentary evidence of same should be produced.

*** Sub components of Pantograph + Earthing Device may be outsourced with proper submission of ISO & MOU from the sub vendor.

Prepared By JE/Design	Checked By SEE/Design	Issued By Dy.CEE/D-III
SOUVIK MONDAL Digitally signed by SOUVIK MONDAL Date: 2026.02.03 16:58:57 +05'30'	SADDAM HUSSAIN Digitally signed by SADDAM HUSSAIN Date: 2026.02.03 17:10:47 +05'30'	AMIT AGGARWAL Digitally signed by AMIT AGGARWAL Date: 2026.02.03 17:33:32 +05'30'

Page 10 of 12	Issued on January-2026	STR No. CLW/2022/ELDO/E/STR/0137	Rev '1'
---------------	---------------------------	----------------------------------	---------

ANNEXURE – III**LIST OF MEASURING AND TESTING EQUIPMENTS**

Sl. No.	Description	Capacity	Essential/optional
1.	Vernier Calipers	0 to 200 mm	Essential
2.	Thread Gauges	Suitable for product.	Essential
3.	Measuring Scale	Min. 600 mm	Essential
4.	Measuring Tape	3 meters.	Essential
5.	Angle protector	Standard	Essential
6.	Digital Multimeter	Standard	Essential
7.	Digital Clamp Meter	up to 1000 A	Essential
8.	Continuity Tester	Standard	Essential
9.	Milli Volt Drop test facility	0 to 500 mV	Essential
10.	Variable current source	0 to 1000 A	Essential
11.	Digital thermometer	0 – 300°C	Essential
12.	Tensile testing machine	2000 Kgf	**Optional

** Optional activity means the facility is actually required but may also be carried out only from NABL accredited lab or any other Govt. of India authorized laboratory and documentary evidence of the same should be produced.

ANNEXURE – IV**FORMATS TO BE SUBMITTED WITH QAP****1. Organization specific to the product**

Description	Name of person with contact no.	Qualification	Experience	
			Field	Year
(a)	(b)	(c)	(d)	(e)
Design in – charge				
Production in – charge				
Quality Inspection in–charge				

2. Incoming Material Control

Prepared By JE/Design	Checked By SEE/Design	Issued By Dy.CEE/D-III
SOUVIK MONDAL Digitally signed by SOUVIK MONDAL Date: 2026.02.03 16:59:11 +05'30'	SADDAM HUSSAIN Digitally signed by SADDAM HUSSAIN Date: 2026.02.03 17:11:10 +05'30'	AMIT AGGARWAL Digitally signed by AMIT AGGARWAL Date: 2026.02.03 17:33:47 +05'30'

Page 11 of 12	Issued on January-2026	STR No. CLW/2022/ELDO/E/STR/0137	Rev '1'
---------------	---------------------------	----------------------------------	---------

Subject/ Product/ Process	Sample size & its frequency of Inspection	Parameter for inspection	Mode of Inspection / Equipments used	Acceptance Limit/criteria/specified value as per Drg/Spec.
(a)	(b)	(c)	(d)	(e)

Document Reference	Record Format No.	Action in case of rejection
(f)	(g)	(h)

3. Process Control

(i) Proposed M&P

Sl. No.	Process/ Activity	Work Instruction Ref.	Machine Details					In- house / Out source
			Lead parameter	Make	Model	Comm. Dt.	Accuracy	
(a)	(b)	(c)	(d)	(e)	(f)	(g)	(h)	(i)

(ii) Proposed Jig & Fixture

Sl. No.	Process/ Activity	Work Instruction Ref.	Jig & Fixture Drg. Ref	In-house/ outsource
(a)	(b)	(c)	(d)	(e)

4. Stage Inspection / Test Plan

Subject/ Product/ Process	Instrument/ Jig & Fixture test bench used	Inspection Stage	Parameter for inspection	Sample size & its frequency of Inspection	Document Reference
(a)	(b)	(c)	(d)	(e)	(f)

Acceptance Limit/criteria/specified value as per Drg. /Spec.	Inspection Agency	Record Format No.	Action in case of rejection
(g)	(h)	(i)	(j)

Prepared By JE/Design	Checked By SEE/Design	Issued By Dy.CEE/D-III
SOUVIK MONDAL Digitally signed by SOUVIK MONDAL Date: 2026.02.03 16:59:25 +05'30'	SADDAM HUSSAIN Digitally signed by SADDAM HUSSAIN Date: 2026.02.03 17:11:36 +05'30'	AMIT AGGARWAL Digitally signed by AMIT AGGARWAL Date: 2026.02.03 17:34:04 +05'30'

Page 12 of 12	Issued on January-2026	STR No. CLW/2022/ELDO/E/STR/0137	Rev '1'
---------------	---------------------------	----------------------------------	---------

5. Product Control

Subject/ Product/ Process	Instrument/ Jig & Fixture test bench used	Parameter for inspection	Sample size & its frequency of Inspection	Document Reference	Acceptance Limit/criteria/spe cified value as per Drg. /Spec.
(a)	(b)	(c)	(d)	(e)	(f)

Inspection Agency	Record Format No.	Action in case of rejection
(g)	(h)	(i)

6. Calibration Plan

Instrument Description	Serial No.	Make	Model	Year of procurement	Capacity / Range	Accuracy	Periodicity of Calibration
(a)	(b)	(c)	(d)	(e)	(f)	(g)	(h)

Calibration Agency	Record Format No.
(i)	(j)

7. Approved Sources for Raw Materials / Consumables

Raw Material / Consumable	Specification Standard	Source with Address	Whether Source is controlled by BLW/ CLW/ RDSO/ Others
(a)	(b)	(c)	(d)

Prepared By JE/Design	Checked By SEE/Design	Issued By Dy.CEE/D-III
SOUVIK MONDAL Digitally signed by SOUVIK MONDAL Date: 2026.02.03 16:59:43 +05'30'	SADDAM HUSSAIN Digitally signed by SADDAM HUSSAIN Date: 2026.02.03 17:12:26 +05'30'	AMIT AGGARWAL Digitally signed by AMIT AGGARWAL Date: 2026.02.03 17:34:19 +05'30'