

I/377210/2026

उत्तर पश्चिम रेलवे
NORTH WESTERN RAILWAY

HQ Office, Jaipur
Tel. No. 095-25512 (Rly.)

L. No. NWR/HQ/M/WS/DRG/1/C

Dt.: 01.04.2026

Chief Workshop Manager
Ajmer & Jodhpur

Sub.: RCF's CAI No. CAI/RCF/MECH/LHB/110 for "Replacement of the IC sliding doors by Swing door in LHB FAC coach to Layout No. LA90036".

Ref.: RCF's letter No. MD46151 dt. 23.03.2026.

Vide letter under reference, RCF has issued Coach Alteration Instruction No. CAI/RCF/MECH/LHB/110 for "Replacement of the IC sliding doors by Swing door in LHB FAC coach to Layout No. LA90036".

The RCF's letter copy is enclosed for kind information and necessary action.

DA: As above.

Digitally Signed by Vinod
Deora
(Vinod Deora)
Date: 01/04/2026 11:46
Ready: Approved
Dy. CME (HQ)
for CWE

Rail Coach Factory, Kapurthala
(Coach Alteration Instruction)
CAI/RCF/Mech/LHB/110

MD46151

Date: 23/03/2026

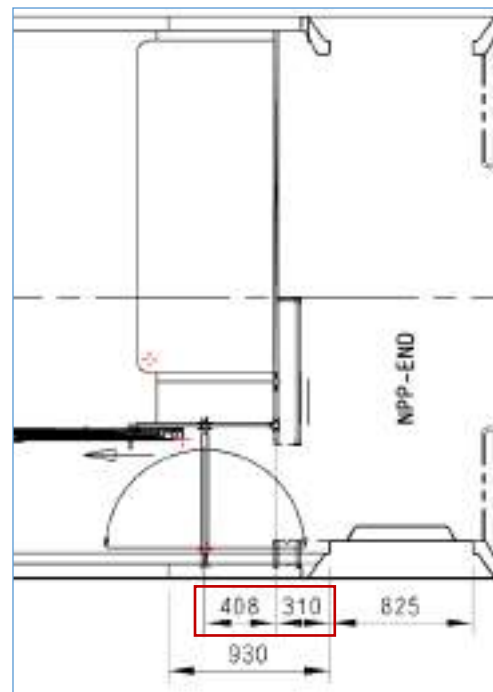
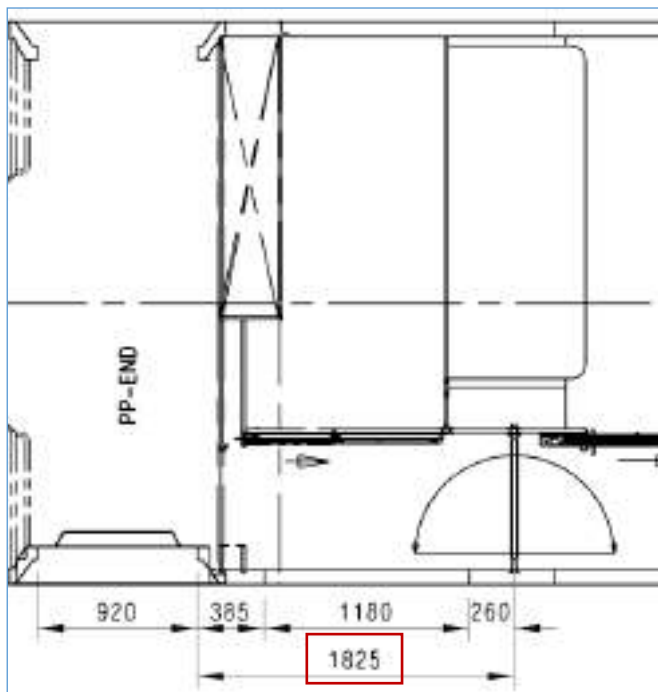
SUB: Replacement of the IC sliding doors by Swing door in LHB FAC coach to Layout no. LA90036.

SN	Description	Details	
	Description	Modification in the IC sliding doors of LHB FAC coach to Layout no. LA90036.	
	Coach type affected	LHB FAC coaches (location of door with drg. No. LA56010).	
	Reason for Alteration	To improve operational space	
	Drawing No.	LA56010	
	Alteration	Sliding IC doors to be replaced with swing type IC doors	
	Implementation Stage	Immediate effect.	
	Category of CAI	<div><input checked="" type="checkbox"/> A</div>	<div><input type="checkbox"/> B</div>
		Tick A or B as applicable.	

A. Modifications shall be implemented immediately by user Railways.

B. Modifications shall be implemented by user Railways as & when convenient.

The FAC coaches in which PP & NPP end have sliding IC doors is adjacent to main body door is to be replaced with swing door. For adequate distance on PP end and NPP end installing swings doors instead of sliding doors at 1825 mm and 718 mm distance respectively from door post face.

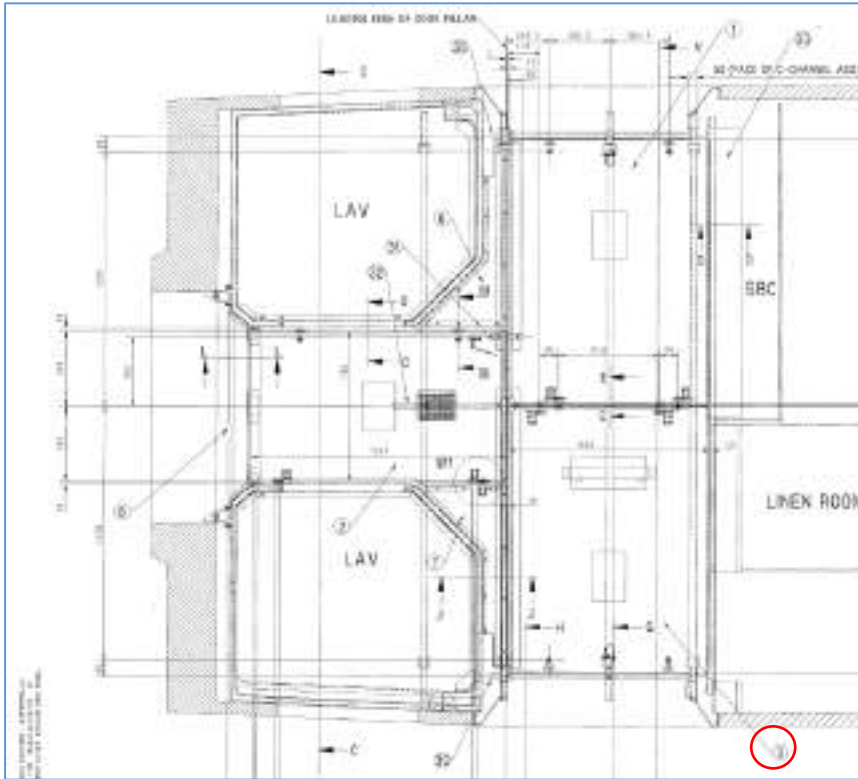


[Handwritten signature]

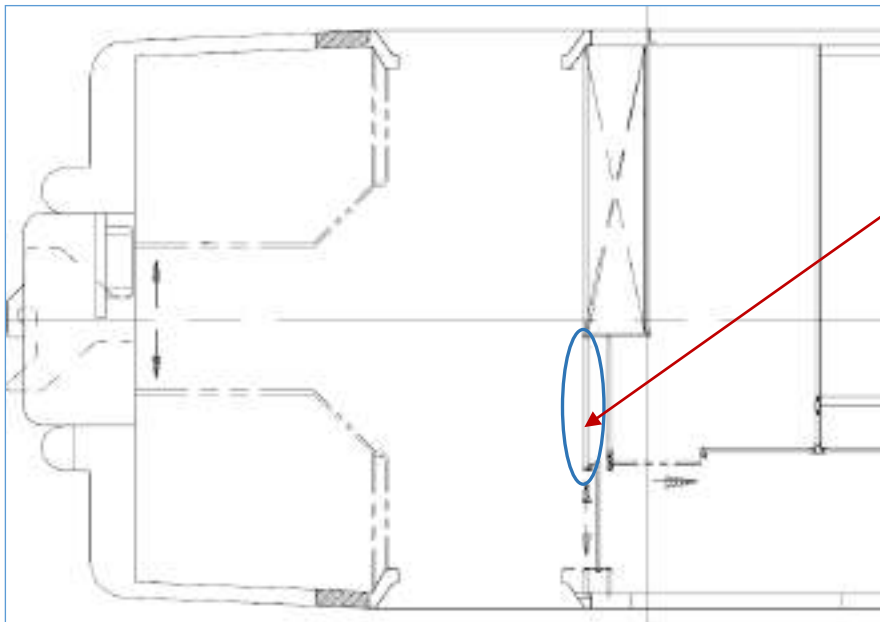
PP-Side Changes

A. On PP end the following changes have to be made:

1. Remove the roof ceiling of doorway non-AC area (Item- 3 of LA44478).



2. Remove the partition frame to drg no. LA10298 (Item - 2 of LA10273).



3. Remove the automatic sliding door to drg. No. LA56156 (Item-4 of LA56010) and its associated parts like door emergency button notice stickers etc.
4. Mount the partition frame to drg no. LA10298 (Item - 2 of LA10273).

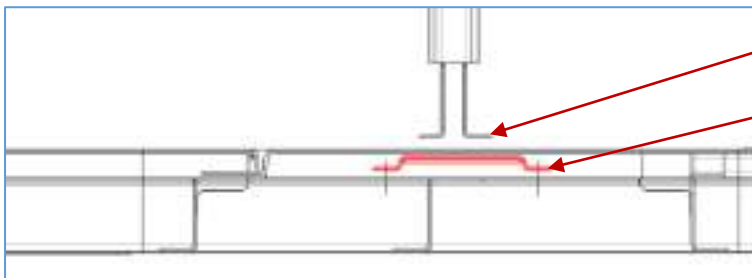
[Handwritten signature]

5. Gap between both partitions to be covered with SS U-channel to size 20X160X40 thickness 1.5 L=1915 mm (AISI-304). Vertical packing of size 20x30x1900 mm to be screwed on face of door rabbet before fixing U-channel.
6. Remove the WC indicators.



WC Indicators

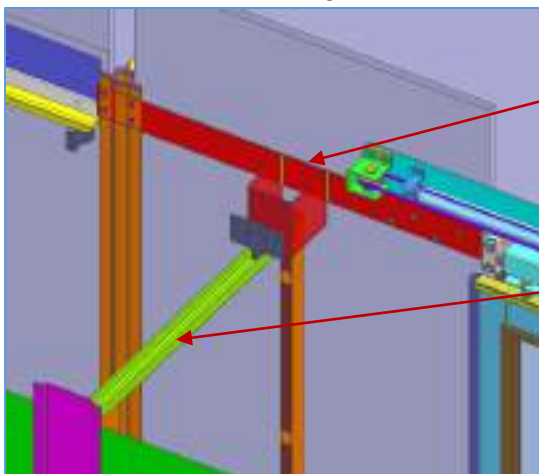
7. Remove the roof panels ie item-5 & 7 of LA44414.
8. Remove side wall panel item-5 of LA42213.
9. Replace the return air duct item-1 of LA44506 with item-1 of MI008453.
10. Mount door bracket side assembly (side wall side) to drg no. LA56183.



LA56191

LA56183

11. Mount side wall panel item-5 of LA42213.
12. Mount door bracket to drg no. LA56190.

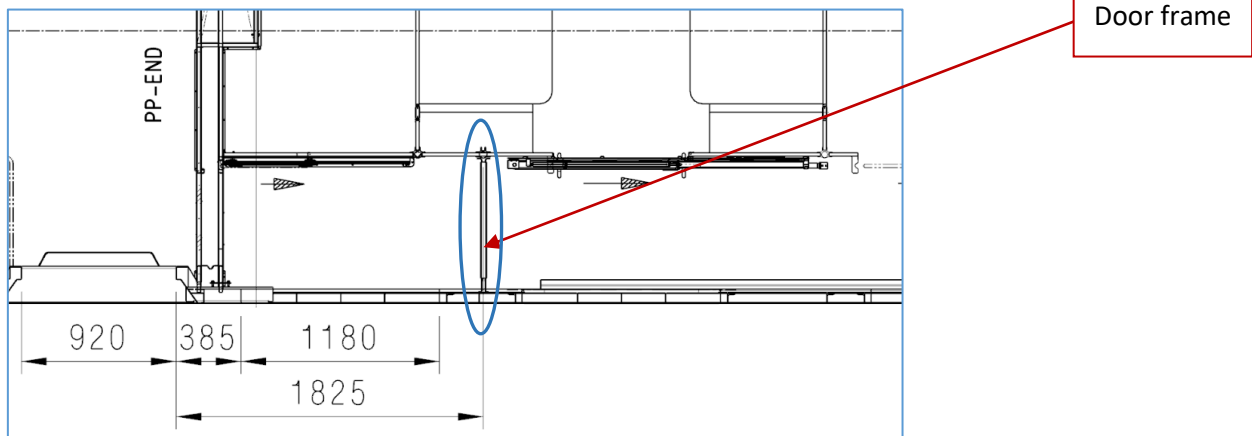


LA56190

LA56192

[Handwritten signature]

13. Mount door frame to dwg no. LA56192 at 1825 mm (center of door frame) from door post.



14. Install a new door as per drawing no. ICF/SK3-5-6-014 Col-II on door frame to drg no. LA56192.

15. Fix roof panels & perforated sheet, item-5, 7 & 8 of drg no MI008430.

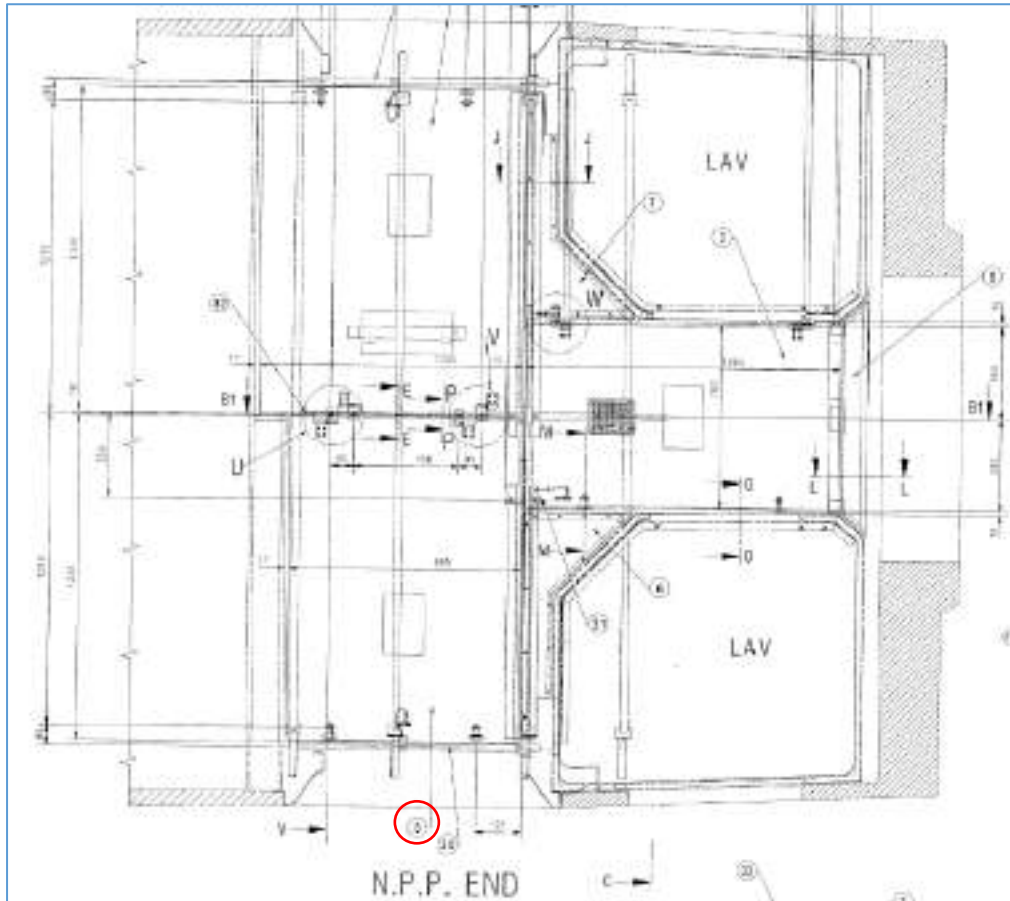
16. Mount the roof ceiling to drg no. MI008447.

17. Mount the roof ceiling of doorway non-AC area (Item-3 of LA44478).

NPP-Side Changes

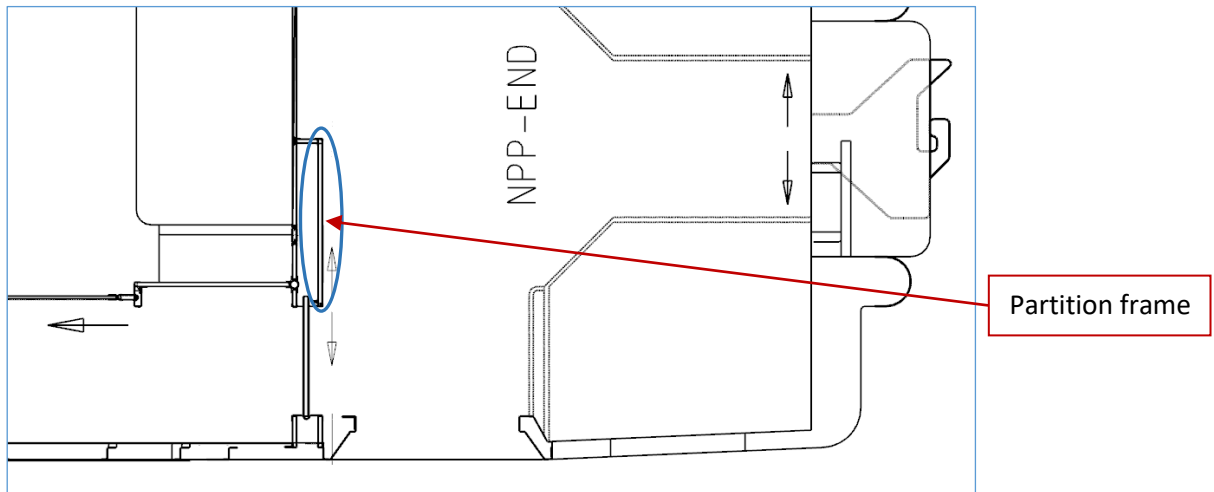
B. On NPP end the following changes have to be made:

1. CAI NO. CAI/RCF/MECH/LHB/031 to be implemented before carried out these changes. Mirror door of LA56189 to be used instead of MI007760.
2. Remove the roof ceiling of doorway non-AC area (Item-5, encircled red, of LA44478).



[Handwritten signature]

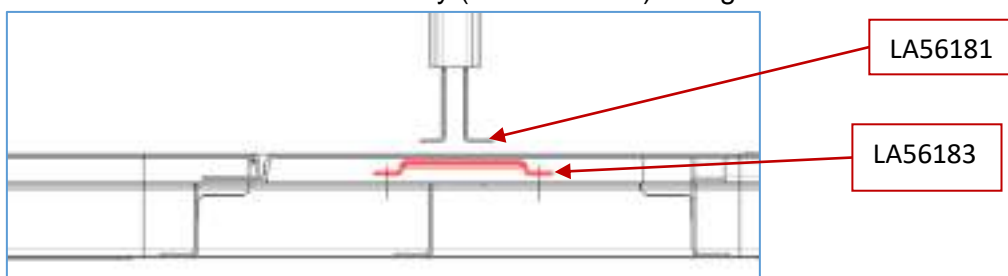
3. Remove the partition frame to drg. no. LA10294 (Item - 8 of LA10274).



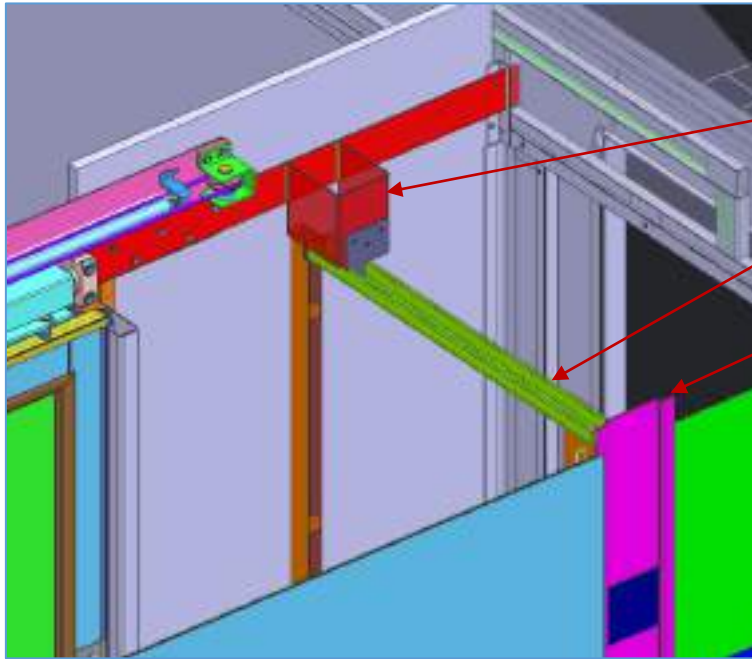
4. Remove the automatic sliding door to drg. No. LA56158 (Item-5 of LA56010) and its associated parts like door emergency button notice stickers etc.
5. Mount the partition frame to drg no. LA10294 (Item-8 of LA10274).
6. Gap between both partitions to be covered with SS U-channel to size 20X160X20 thickness 1.5 L=1915 mm (AISI-304).
7. Remove the WC indicators.



8. Remove the roof panels ie item-6 of LA44414.
9. Remove side wall panel item-8 of LA42213.
10. Replace the return air duct item-1 of LA44507 with item-1 of MI008455.
11. Mount door bracket side assembly (side wall side) to drg no. LA56183.



Handwritten signature

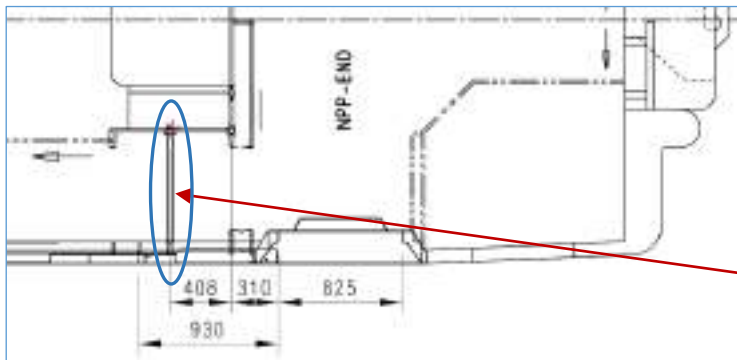


LA56191

LA56181

LA56183

12. Mount side wall panel item-8 of LA42213.
13. Mount door bracket NPP end to drg no. LA56191.
14. Mount door frame to dwg. No. LA56181 at 718 mm from door post.



Door frame

15. Install a new door as per drawing no. ICF/SK3-5-6-014 Col-I on door frame to drg no. LA56181.
16. Fix roof panels & closing sheet, item-6 & 12 of drg no MI008430.
17. Mount the doorway roof ceiling to drg no. MI008448.
18. Mount the roof ceiling of doorway non-AC area (Item-5 of LA44478).

Note:

- **Electrical connections to be kept in mind and take care of electrical items near the affected area. Complete wiring of Automatic sliding door to be removed.**
- Proper tie-up the electric wires of WC and light. WC indicators to be mounted on SS perforated and closing sheet before mounting these in the coach.
- Roof panels and side panels are to be cut as per the location of door frame if required.
- Suitable aluminium angles to be used for moulding if required.
- Suitable hardware should be used keeping aesthetic look of the coach.

[Signature] 23-03-26
For General Manager (Mech)

Encls: (Drawings):

LA90036, LA56010, LA56156 & LA56158 (Including part drawings), LA56183, LA56190, LA56191, LA56192, ICF/SK3-5-6-014 (Including part drawings), LA56189 (Including part

drawings), MI008453, MI008455, LA44506, LA44507, MI008430, LA44414, LA44455, LA44446, LA44452, MI008428, MI008426, MI008427, MI008447, MI008448, MI008446, LA42213.

All Principal Chief Mechanical Engineers:

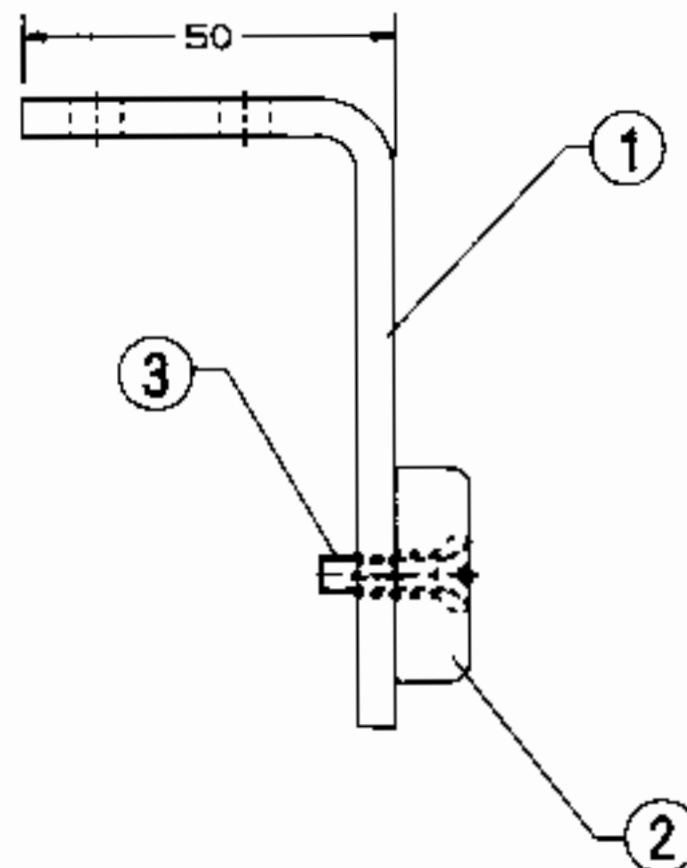
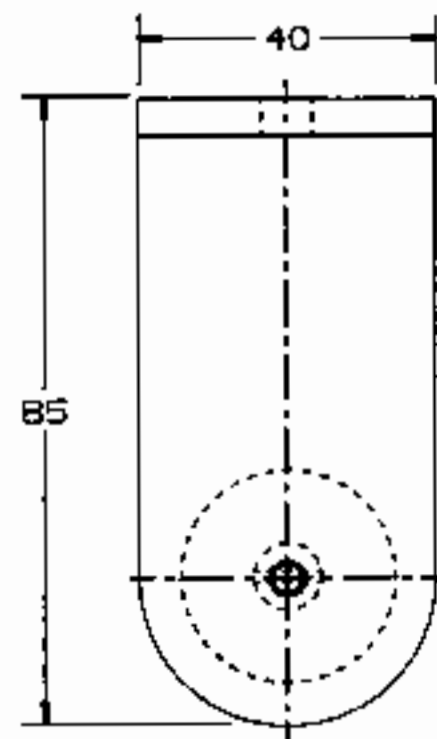
1. Central Railway, Mumbai CST-400 001
2. W. Railway Churchgate, Mumbai - 400 020
3. Northern Railway, Baroda House, New Delhi- 110 001
4. N.E. Railway Gorakhpur. Gorakhpur-273 001
5. N.F. Railway Maligaon, Guwahati- 781 011
6. S. Railway, Park Town, Chennai- 600 003
7. S. C. Railway, Rail Nilayam, Secunderabad- 500 371i
8. S. E. Railway, Garden Reach, Kolkata-700 043
9. Eastern Railway, Fairlie Place, Kolkata-700 001
10. E. Coast. Railway, Bhubaneswar- 751 016
11. North Central Railway, Allahabad — 211 001
12. Northwest Railway, Jaipur — 302 001
13. S. E. Central Railway, Bilaspur- 495 004
14. S. W. Railway, Hubli 580 023
15. West Central Railway, Jabalpur- 482 001
16. East Central Railway, Hajipur- 844 101

All Chief Works Engineers:

1. Central Railway, Matunga, Mumbai- 400 019
2. Bhopal, West Central Railway Nishatpura, MP-462 001
3. Lilluah, Eastern Railway, Howrah- 711 204
4. Alambagh, Northern Railway, Lucknow- 226 005
5. Jagadhari, Northern Railway, - 135 003
6. Gorakhpur N. E. Railway- 273 001
7. New Bongaigaon N. East Frontier Railway- 783 381
8. Perambur, Southern Railway, Chennai- 600 023
9. Golden Rock, Southern Railway, Trichy- 620 004
10. Ashokpuram , Southern Railway, Mysore South- 570 008
11. Lallagudda, S. C. Railway Secunderabad- 500 017
12. Hubli, South Western Railway- 580 020
13. Tirupati, S. C. Railway - 517 506
14. Mancheswar, East Coast Railway, Bhubaneswar- 751 017
15. Kharagpur, S. E. Railway- 721 301
16. Lower Parel, N.M. Joshi Marg, Western Railway, Mumbai- 400 013
17. Western Railway, Ajmer, Rajasthan
18. North East Frontier Railway, Dibrugarh, Assam-786 001

Copy to:

1. DG/Carriage, RDSO, Manak Nagar, Lucknow- 226 011
2. EDME (Coaching), Railway Board, New Delhi-110 001
3. EDME (W), (Coaching), Railway Board New Delhi-110 001



ALT. NO	ALTERATIONS	INITIAL

NO. 693

3	CSK. HD. SCREW M5x20	1	1811305-78		GALVD.
2	DOOR STOP	1	CC63385		
1	ANGLE	1	CC63386		

ITEM	DESCRIPTION & DIMENSIONS	NO. OF	REF. DRS.	MAT. & SPEC.	REMARKS
------	--------------------------	--------	-----------	--------------	---------

GROUP	LAVATORY				
-------	----------	--	--	--	--

DOOR STOP FOR LAVATORY				SUPERSEDED BY:	
				SUPERSEDED:	
				SCALE	1:1
				DATE	21/4/93

INDIAN RAILWAY STANDARDS				RAIL COACH FACTORY KAPURTHALA	
--------------------------	--	--	--	----------------------------------	--

CODE NO.		DRG. NO.	U8	CC63384	SHEET 1 OF 1
----------	--	----------	----	---------	--------------

DRG. CONSOLE LOGIN

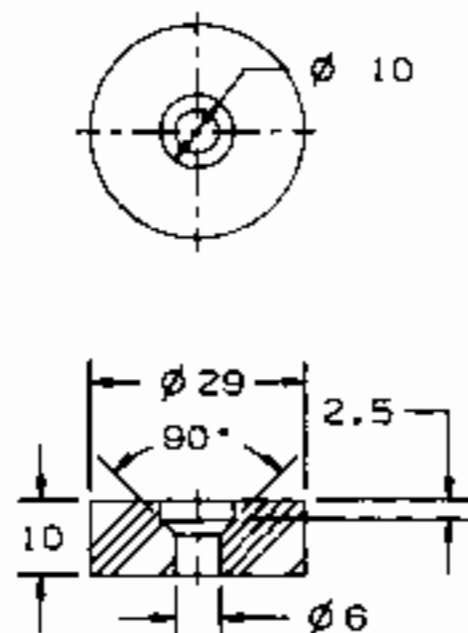
DR. GMD	21/4/93
---------	---------

FOR UNTOLERANCED DIMENSIONS REFER RCPM 627.DP

T-6-3-740 Alt'd' Col. - II

63
21/

ALT. NO.	ALTERATIONS	INITIAL



CC 63385 -- NL

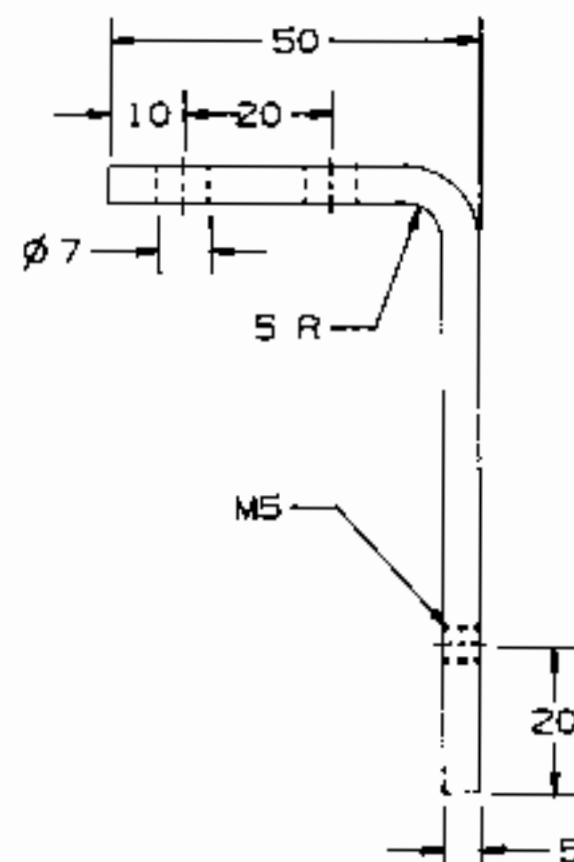
DOOR STOP Ø 29x10 THICK				NATURAL RUBBER		REMARKS: SEE MARKING 8075	
ITEM	DESCRIPTION & DIMENSIONS	NO. OFF	REF. Dwg.	MAT. & SPEC.		REMARKS	
GROUP LAVATORY				SUPERSEDED BY:			
DOOR STOP				SUPERSEDES:			
				SCALE 1:1			
INDIAN RAILWAY STANDARDS				RAIL COACH FACTORY KAPURTHALA			
CODE NO.				Dwg. NO. CC63385			
				UG			

DN SH
CONSOLE LOGIN

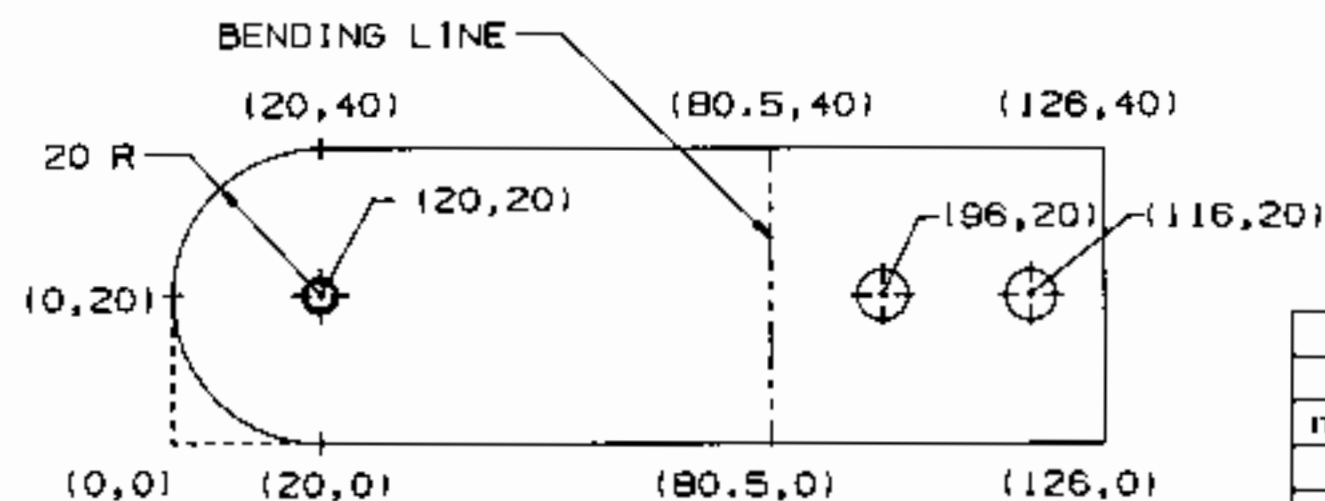
30/4/93
 DY. ONE/D
 ME/D

FOR UNTOLERANCED DIMENSIONS REFER RCFM 827.OP


T-6-3-543 Alt. 'w'



1. COMPONENT TO BE ELECTROGALVANISED TO IS:1573-86,TAB-2
SERVICE GRADE No.3

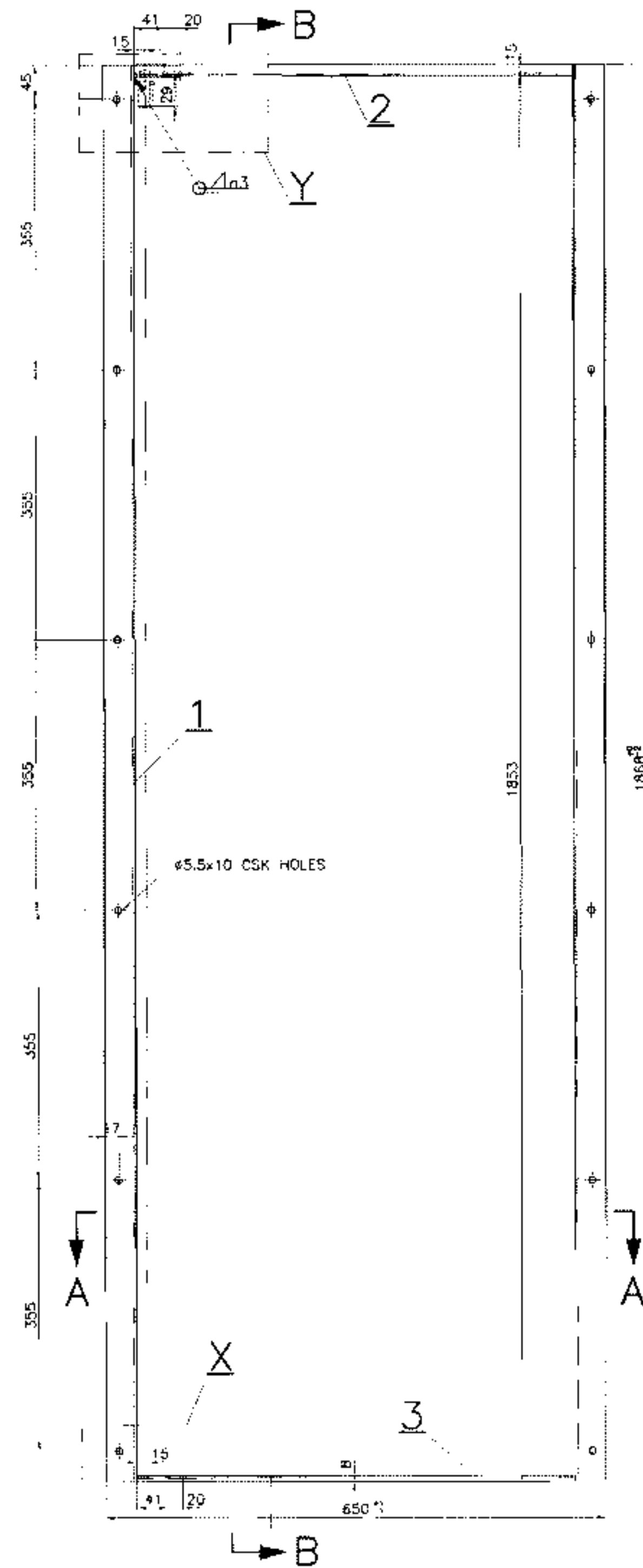


DEVELOPED VIEW

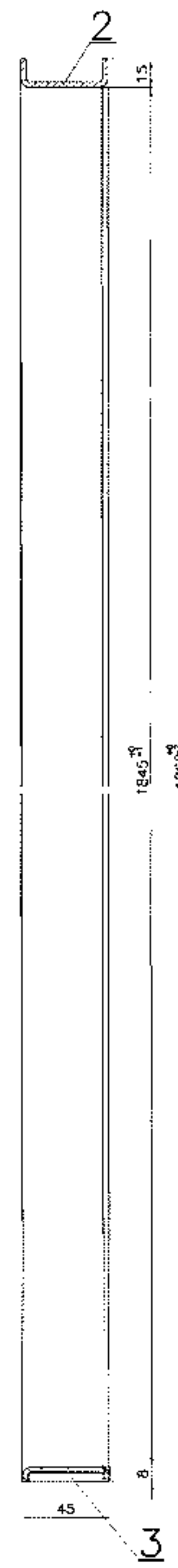
	ANGLE 5x40x126			IS: 2002-B4 410-10		
ITEM	DESCRIPTION & DIMENSIONS	NO. OFF	REF. DRG.	MAT. & SPEC.	REMARKS	
GROUP	LAVATORY					
ANGLE				SUPERSEDED BY:		
				SUPERSEDES:		
				SCALE	SS	PS-505 21/4/95
				III	CHD	21/4/95
					DRN	21/4/95
ALT.						
INDIAN RAILWAY STANDARDS				RAIL COACH FACTORY KAPURTHALA		
CODE NO.				DRG. NO.	CC63386	
				UG	SHEET 1 OF 1	

T-6-3-740 Alt'd' Item-4

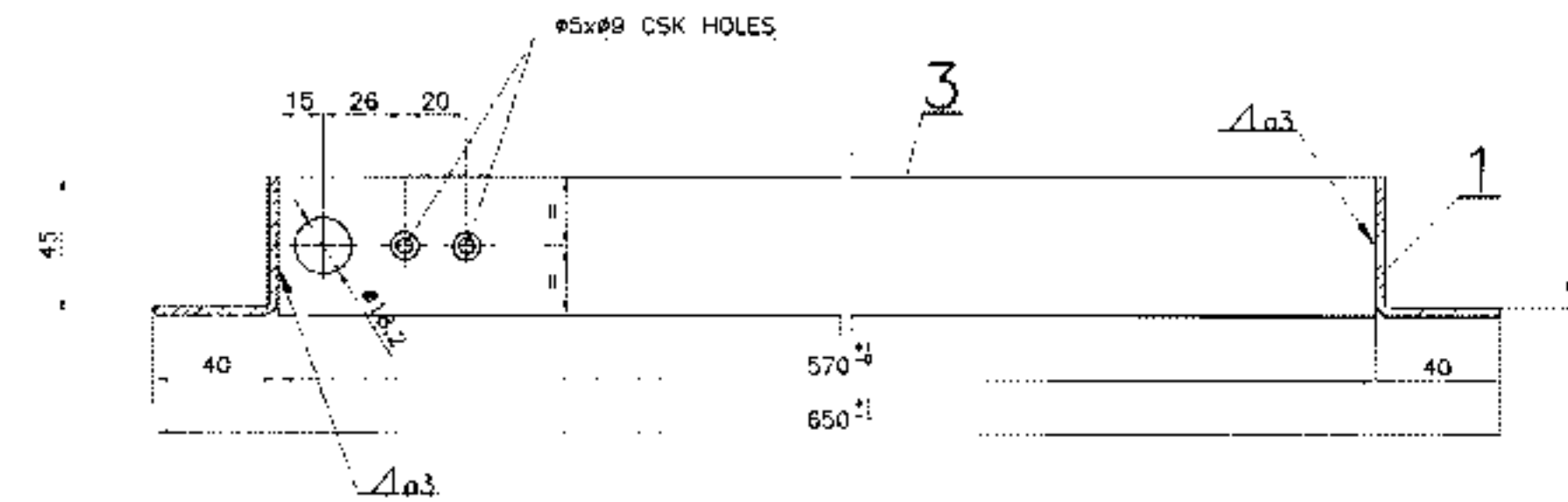
▽ ROUGH MACHINED	⑤① ROUGH CLEANING	ALTERATIONS
▽▽ FINISH MACHINED	⑤② BURNS REMOVED	② 12/2015
▽▽▽ FINE FINISH MACHINED	⑤③ CHAMFERED	DOOR ASSY. HT. ALTD FROM 1888 TO 1868 AND DRG REVISED ACCORDINGLY. 5d/- 5d/-16/12 SSE/D SWE/USD
		③ 10/2021 DRAWING REVISED. NOTE - 5 TO 7 ADDED.
		<i>[Signature]</i> SSE/D NWE/D



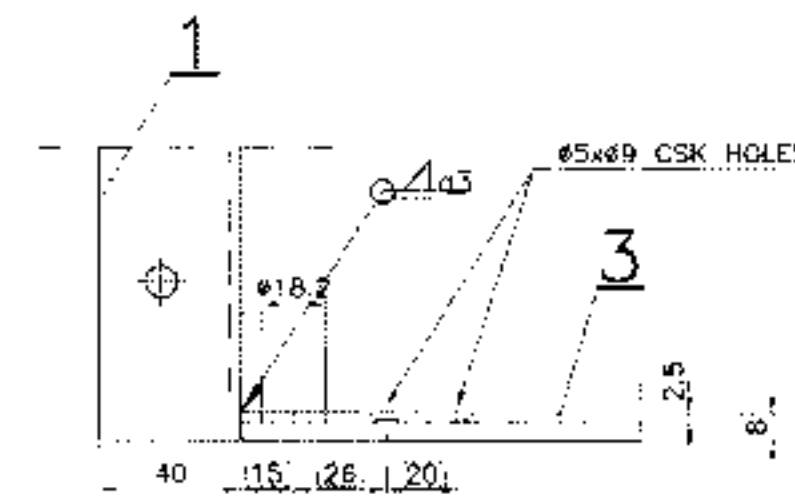
SCALE-1:5



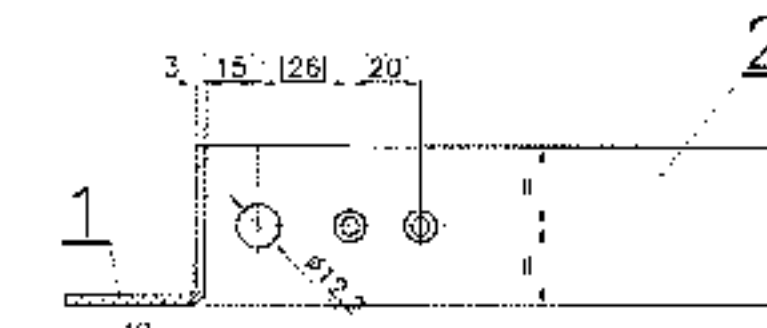
SECTION-BB
SCALE- 1:2



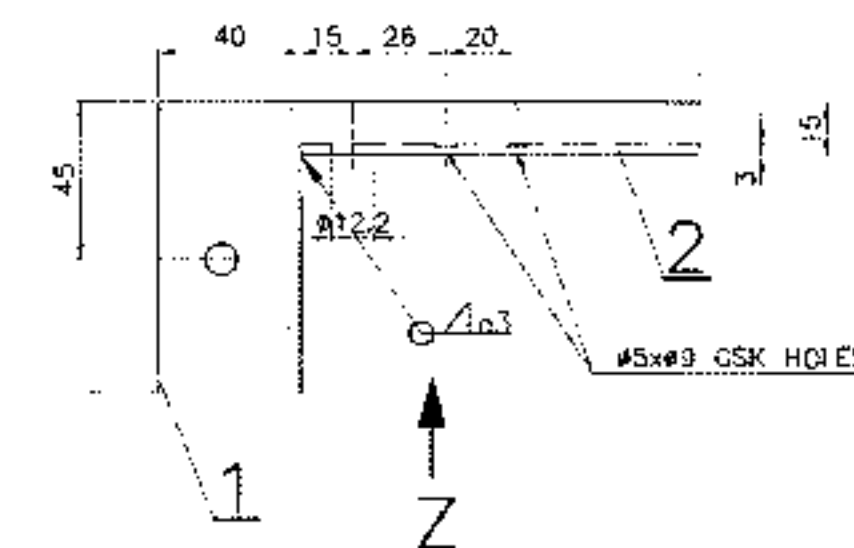
SECTION-AA
SCALE-1:2



DETAIL AT-X
SCALE-1:2



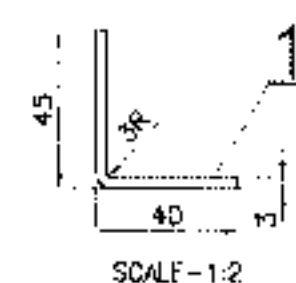
VIEW FROM-Z
SCALE: 1/2



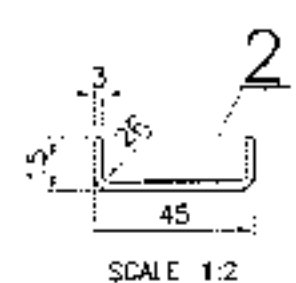
DETAIL AT-Y
SCALE-1:2

NOTE:-

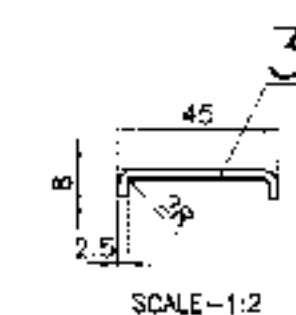
1. OPEN TOLERANCE TO DRG. No. ICF/STD-9-0-001 SHALL GENERALLY BE FOLLOWED WHEREVER TOLERANCE IS NOT MENTIONED FOR DIMENSIONS.
2. WHILE WELDING THE FRAME CARE SHOULD BE TAKEN TO MAINTAIN THE SQUARENESS/FLATNESS OF THE STRUCTURE.
3. ALL SHARP CORNERS/EDGES TO BE ROUNDED OFF.
4. MIG WELDING SHALL BE ADOPTED.
5. ALL WELD PERFORMANCE CLASS SHALL BE CP C2 UNLESS OTHERWISE SPECIFIED (AS IN DRAWING No. ICF/STD-9-0-998).
6. FOR WFD TESTING PREFERENCES REFER DRAWING No. ICF/STD-9-0-998.
7. FOR WELD PROCEDURE SPECIFICATION REFER DRAWING No. ICF/STD-9-0-999



SCALE-1:2



SCALE 1:2



SCALE-1:2

				(FOR DOUBLE SIDE SWING DOOR)				1:2 DWN H N Shajahan	
				ICF/SK3-5-6-014				A.T. c b	
				ASSEMBLY DRAWINGS					
				CAD FILE:- C:\MO-CAD\329\5-6\329 5-6 016-SB00.dwg					
				DATA FILE No.		INDIAN RAILWAY STANDARDS		SHEET 1 OF 1	
				329				ICF/SK3-5-6-016	
				DATE OF LATEST ALT		DATE OF FIRST ISSUE		NAME/SW	
				27/09/2014					
				ALT					

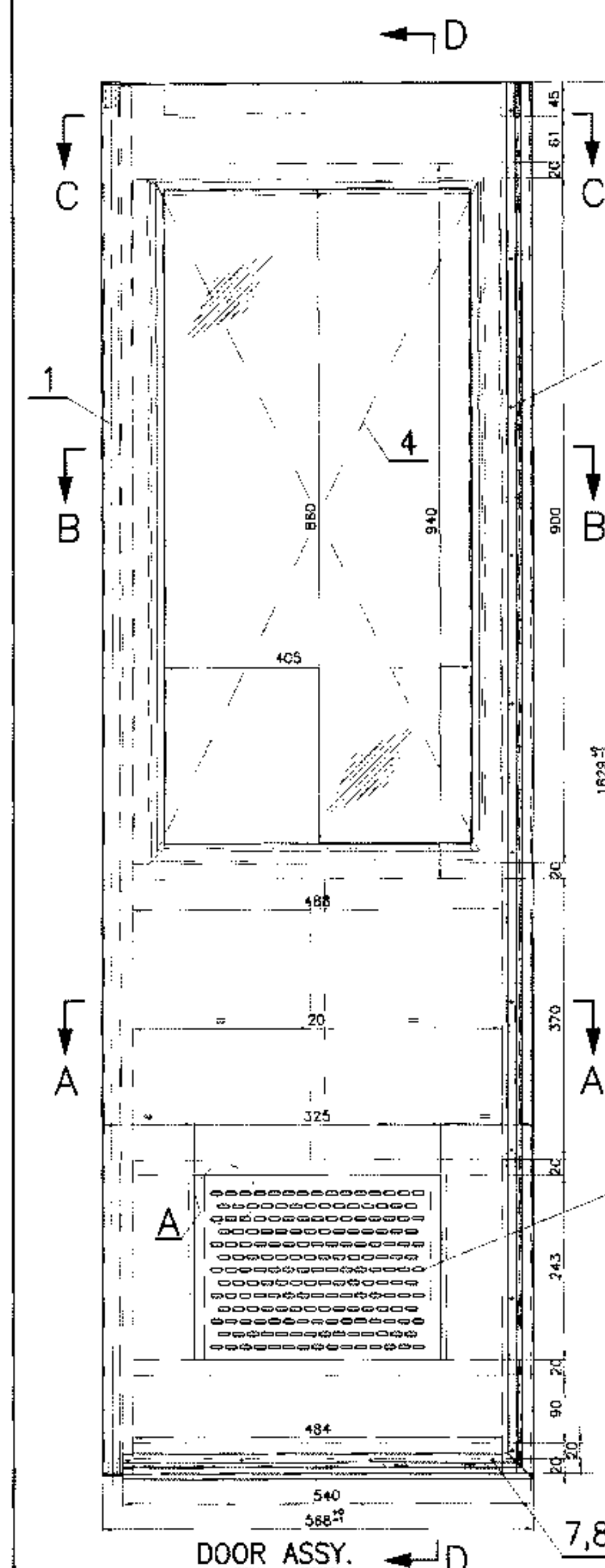
ICF/SK3-5-6-017

 ▽ ROUGH MACHINED
 ▽▽ FINISH MACHINED
 ▽▽▽ FINI FINISH MACHINED

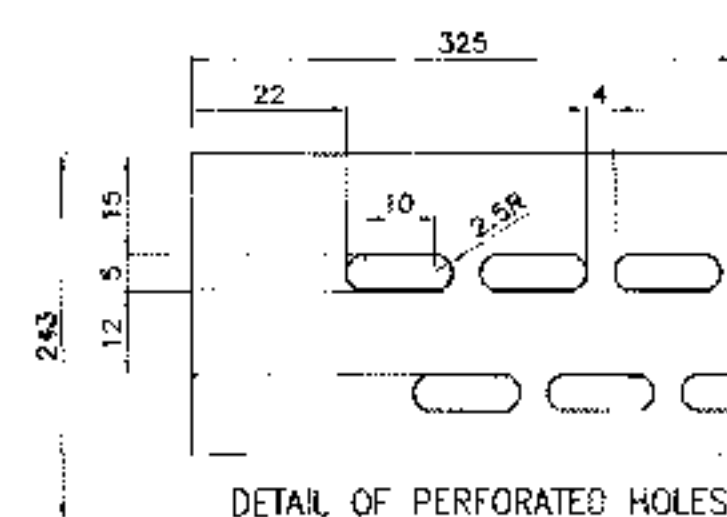
⑥ ROUGH CLEANING

ALTERATIONS

10/2014
 FOR ITEM-3 MATLSPEC.
 ALTD. FROM EOPM TO EOPM.
 Sd/- Sd/- 9/10
 SSE/D SME/D
 12/2015
 DOOR ASSY. HT. ALTD
 FROM 1888 TO 1868. AND
 DRG REVISED ACCORDINGLY.
 Sd/- Sd/- 16/12
 SSE/D SME/DSD
 01/2018
 ITEM-7 & NOTE-5
 ADDED FOR SECURING ITEM-3
 Sd/- Sd/- 31/01
 SSE/D SME/DSS
 10/2021
 DRAWING REVISED. NOTE-5
 REVISED, 6&7 ADDED.
 Sd/- Sd/- 27/10
 SSE/D SME/D
 07/2023
 IN DETAIL-A DIMENSION 25
 ALTERED AS 5
 Sd/- Sd/-
 SSE/D SME/D



DOOR ASSY.
 COL-I AS DRAWN (PIVOT LT. SIDE)
 COL-II OPPOSITE (PIVOT RT. SIDE)
 SCALE-1:5

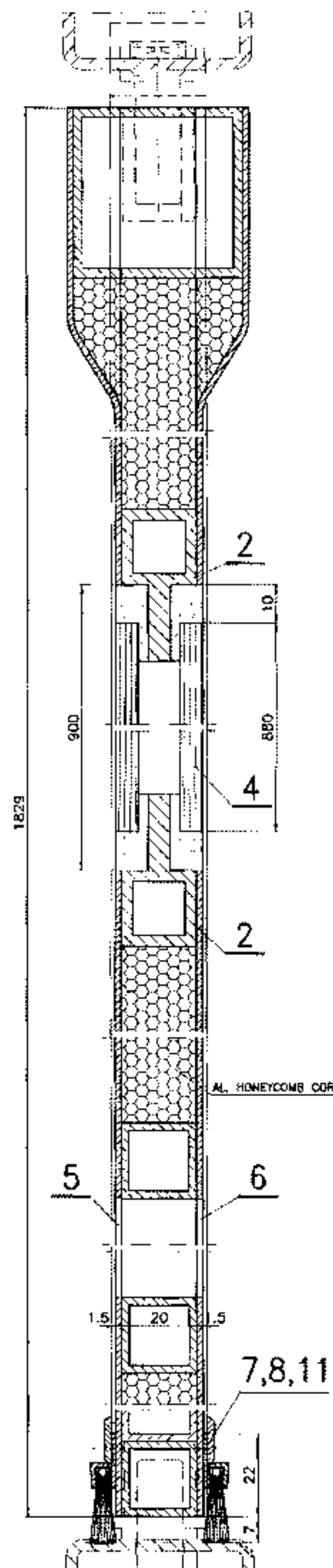


DETAIL AT-A
 SCALE-1:1

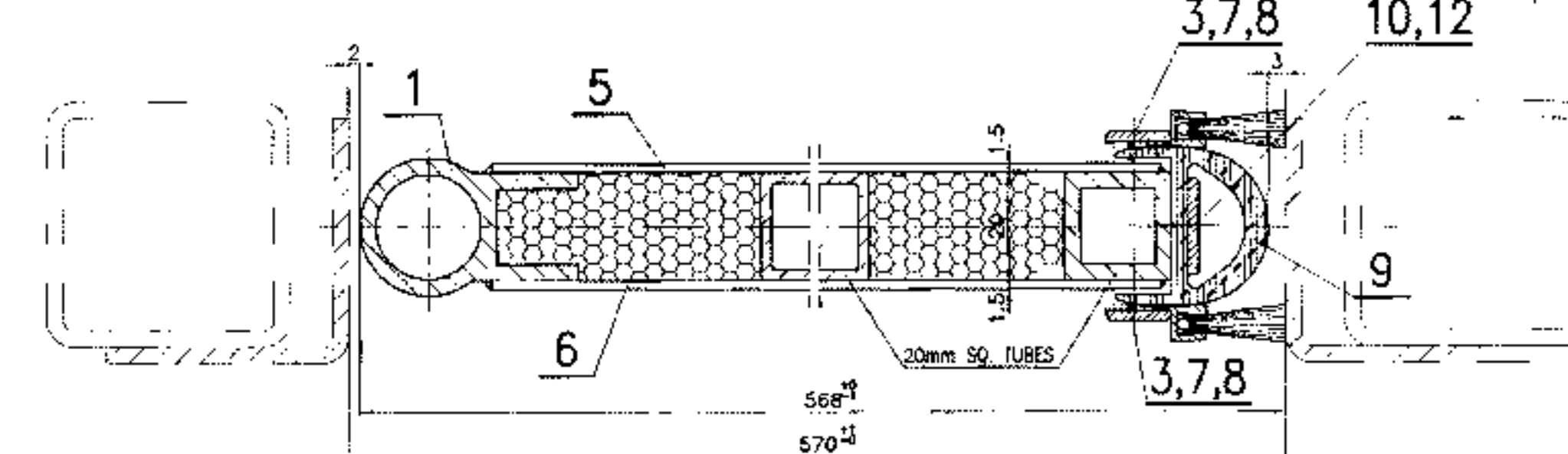
3,7,8

PERFORATED HOLES SHALL
 BE PROVIDED IN BOTH INNER
 & OUTER SHEETS


7,8,11




SECTION-DD
 SCALE-1:1



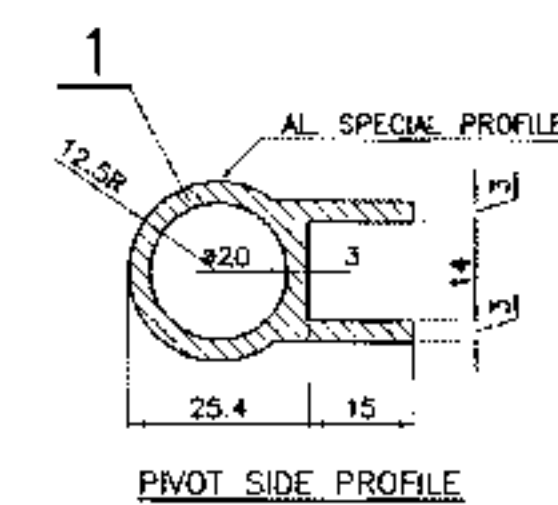
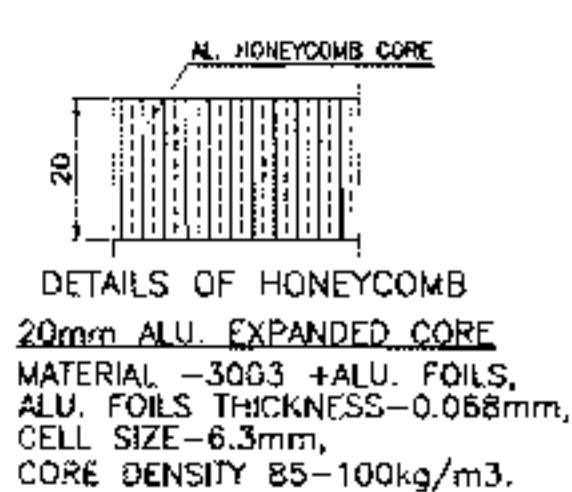
SECTION-AA
 SCALE-1:1



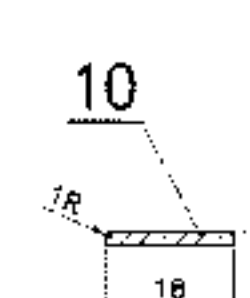
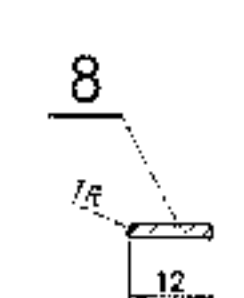
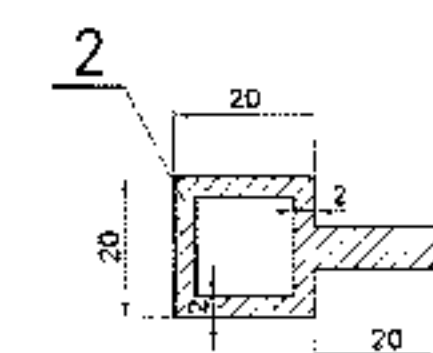
SECTION-BB
 SCALE-1:1



SECTION-CC
 SCALE-1:2.5



PIVOT SIDE PROFILE
 SCALE-1:1



NOTE:-

- DOOR SHALL BE MADE WITH SPECIAL PROFILES ON SIDES, 20mm SQ. TUBES AND WITH REQUIRED BACKPIECES FOR FIXING DOUBLE SIDE HANDLE, GLASS FIXING AND PANELS SHALL BE WELDED PROPERLY BY MAINTAINING SQUARENESS. ALUMINIUM HONEYCOMB CORE GENERALLY CONFORM TO IS:11642(PART-2)-1986 SHALL BE PROVIDED IN DOOR FRAME BEFORE FIXING ONE SIDE OF CLOSING PANEL. ALUMINIUM SIDE PROFILE, SQ.TUBE AND BACKPIECES SHALL BE OF MAT. SPEC. IS:733-B3 63400 WP AND ALUMINIUM SHEET SHALL BE OF SPEC IS:737-2008 31000 H2. FIRM SHALL SUBMIT WTC FOR ALL HONEYCOMB CORE ALONG WITH SUPPLY OF DOOR.
- 6mm THICK TOUGHENED SAFETY GLASS 2.Nos. (6x20x875) TO MAT. SPEC. IS:2553 (PART-1)-1990 SHALL BE PROVIDED AT SPECIFIED LOCATION AND SHALL BE SEALED PROPERLY WITH SILICON SEALANT.
- OPEN TOLERANCE TO DRG. No. ICF/STD-9-0-001 SHALL GENERALLY BE FOLLOWED WHEREVER TOLERANCE IS NOT MENTIONED FOR DIMENSIONS.
- ALL SHARP CORNERS/EDGES TO BE ROUNDED OFF.
- ALL WELD PERFORMANCE CLASS SHALL BE CP C2 UNLESS OTHERWISE SPECIFIED, (AS IN DRAWING No. ICF/STD-9-0-998).
- FOR WELD TESTING PREFERENCES REFER DRAWING No. ICF/STD-9-0-998.
- FOR WELD PROCEDURE SPECIFICATION REFER DRAWING No. ICF/STD-9-0-999.

NO	QTY	DESCRIPTION & DIMENSIONS	ITEM	REF. DRG.	MAT. & SPEC.	WEIGHT/UNIT	REMARKS
10	10	PAN HD TAPP SCREW	ST4.2x13-F	12	IS:7173-89	5x136(P-14) 84 Gr-A2 70	
2	2	SEALING BRUSH	L=540	11	310113.0. 21.500.119		
1	1	FLAT Moulding	2x18x1850	10	IS:737-08	31000 H2	
1	1	GASKET FRONT	L=1850	9	LD56150		
1	1	FLAT Moulding	2x12x4800	8	IS:737-08	31000 H2	
30	30	CSK HD TAPP SCREW	ST4.2x13-F	7	IS:7170-89	5x136(P-14) 84 Gr-A2 70	
1	1	ALU. OUTER SHEET	1.5x525x1829	6	IS:737-08	31000 H2	# ICF/MD/SPEC-268
1	1	ALU. INNER SHEET	1.5x525x1829	5	IS:737-08	31000 H2	
2	2	GLASS	6x425x880	4	IS:2553 (P-1)1990		
2	2	SEALING BRUSH	L=1850	3	310113.0. 21.500.119		
1	1	ALU. EXTRUSION	L=2900	2	IS:733-83 Gr. 63400 WP		
1	1	ALU. SPL. PROFILE (PIVOT SIDE)	L=1829	1	IS:733-83 Gr. 63400 WP		
NO OFF							
GROUP: 5-6							
DOOR ASSEMBLY							
(FOR DOUBLE SIDE SWING DOOR ASSY.)							
SUPERSEDED BY:							
SUPERSEDES: ICF/SK3-5-6-017 ALT. 4/-							
SCALE: 1:1							
1:5							
1:2.5							
2:1							
ALT: 1							
C D E							
INTEGRAL CORN FACTORY							
CHENNAI-38							
SHEET 1 OF 1							
ICF/SK3-5-6-017							



ICF/SK3-5-6-014	ASSEMBLY DRAWINGS
24/07/2023	09/06/2014
ALT	DATE OF LATEST ALT.
DATE OF FIRST ISSUE	AME/SME

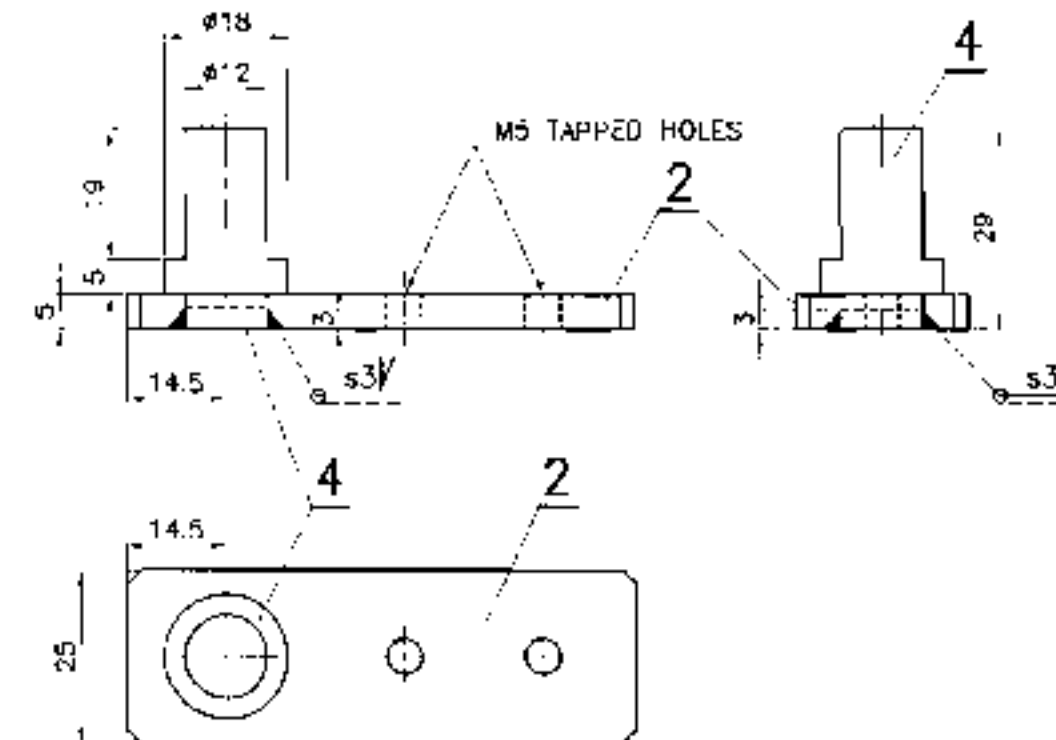
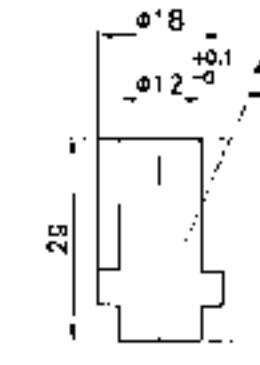
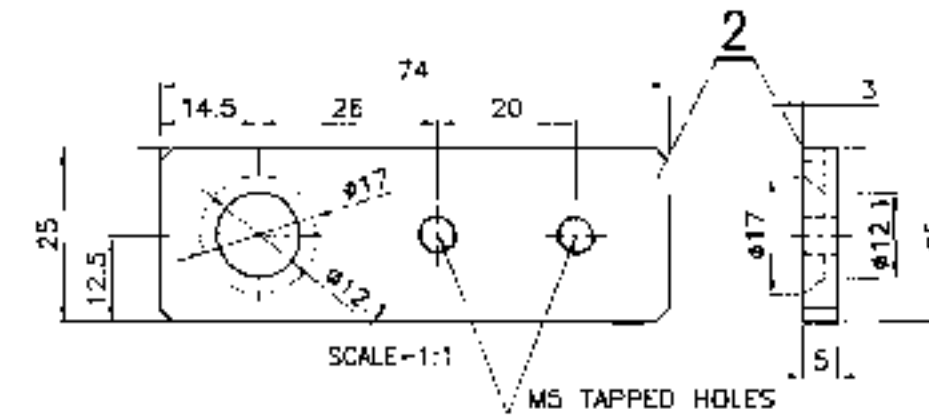
INDIAN RAILWAY
 STANDARDS

SHEET 1 OF 1
 ICF/SK3-5-6-017

FORM IR A1 840 x 600

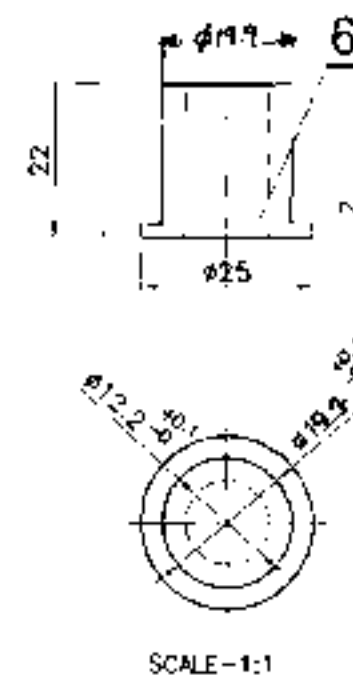
▽	-	ROUGH MACHINED
▽▽	-	FINISH MACHINED
▽▽▽	-	FINE FINISH MACHINED


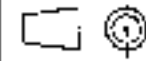
ALTERATIONS	
(a)	05/2017 DESIGN FOR ITEMS 4 & 6 REWSED. Sd/- Sd/- 5/5 SSE/D SWE/D
(b)	10/2021 DESIGN OF PWER ASSY REVISED. NOTE 4 to 6 ADDED.  N.  SSE/D SWE/D

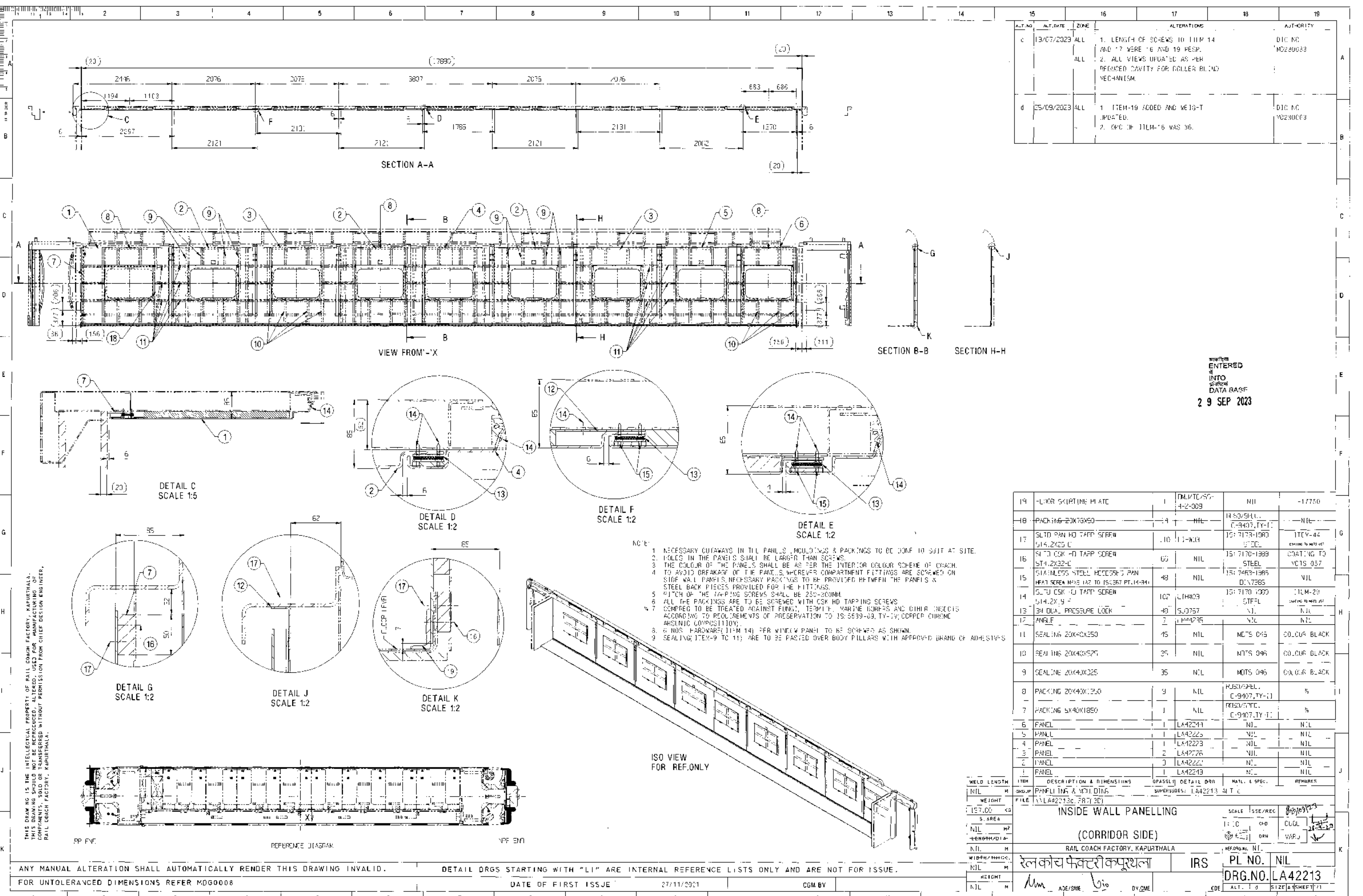


COL-11 (PIVOT BOTTOM)
SCALE-1:1

1. NYLON BUSHES TO RDSQ/SPEC-W3 04 NYLON BUSHES-2002 SHALL BE PROVIDED.
2. OPEN TOLERANCE TO DRG. No. ICF/STD-9-0-001 SHALL GENERALLY BE FOLLOWED WHEREVER TOLERANCE IS NOT MENTIONED FOR DIMENSIONS.
3. ALL SHARP EDGES SHALL PROPERLY BE ROUNDED OFF.
4. ALL WELD PERFORMANCE CLASS SHALL BE CP C2 UNLESS OTHERWISE SPECIFIED. (AS IN DRAWING No. ICF/STD-9-0-998)
5. FOR WELD TESTING PREFERENCES REFER DRAWING No. ICF/STD-9-0-998.
6. FOR WELD PROCEDURE SPECIFICATION REFER DRAWING No. ICF/STD-9-0-999.



	1	-	NYLON BUSH (BOTTOM)	ø25x22	6 5 4 3 2 1					
	-	1	NYLON BUSH (TOP)	ø25x33						
	1	-	PIVOT	ø18x29			AISI-304		FINISH-2D	
	-	1	PIVOT	ø12x47.5			AISI-304		FINISH-2D	
	1	-	BOTTOM BRACKET	5x25x74			AISI-304		FINISH-2D	
	-	1	TOP BRACKET	3x23x74		AISI-304		FINISH-2D		
NO. OFF		DESCRIPTION AND DIMENSIONS			ITEM	REL.DWG	MAT. & SPLC.	WEIGHT/UNIT	REMARKS	
IV	III	II	I	GROUP:- (5-6)					SUPERSEDED BY: SUPERSEDES: ICF/SK3-5-6-018 AILa/-	
	PER ASSY. PER ASSY.	PIVOT ASSY. FOR DOUBLE SIDE SWING DOOR			SCALE		SSE/D	 H N Sankaranarayanan J. Senthilkumar		
					1:20	CHD				
					1:2.5	ALT				
					1:1	DRN				
					ALT	a	b			
CAD FILE:- C:\MD-CAD\329\5-6\329 5-6 018-SB03.dwg					SHEET 1 OF 1		 INTEGRAL COACH FACTORY CHENNAI-38			
	DATA CODE NO 329		INDIAN RAILWAY STANDARDS							
							ICF/SK3-5-6-018			



ALT. NO.	ALT. DATE	ZONE	ALTERATIONS	AUTHORITY
c	13/07/2023	ALL	1. LENGTH OF SCREWS TO ITEM 14 AND 17 WERE 16 AND 19 RESP. 2. ALL VIEWS UPDATED AS PER DELETED CAVITY FOR COLLER BLIND MECHANISM.	DIG MC MD240023
d	25/09/2023	ALL	1. ITEM-19 ADDED AND WEIG-T UPDATED. 2. OPC OF ITEM-16 WAS 36.	DIG MC MD240023

अभिलेख
ENTERED
INTO
DATA BASE
29 SEP 2023

19	FLOOR SKIRTING PLATE	1	DN/MT/SG-4-2-009	NIL	-17750
18	PACKING 20X10X50	14	NIL	MS/SPCL. C-9407, TY-11	NIL
17	SLTD PAN HD TAPP SCREW S14.2X25-C	110	11-WCH	15: 7173-1980 STEEL	ITCV-44 COATING TO MTS 057
16	SLTD CSK HD TAPP SCREW S14.2X32-C	60	NIL	15: 7170-1989 STEEL	COATING TO MTS 057
15	STAINLESS STEEL RECTANG PAN HEAT SCREEN 142 TO 152567 PT.14-341	48	NIL	15: 7463-1985 DN/7865	NIL
14	SLTD CSK HD TAPP SCREW S14.2X 9 -	102	11-WCH	15: 7170-1980 STEEL	ITEM-29 COATING TO MTS 057
13	34 DUAL PROCEURE LOCK	48	SJ0357	NIL	NIL
12	ANGLE	2	11-WCH	NIL	NIL
11	SEALING 20X40X250	15	NIL	MTS 045	COLOUR BLACK
10	SEALING 20X40X250	35	NIL	MTS 045	COLOUR BLACK
9	SEALING 20X40X250	35	NIL	MTS 045	COLOUR BLACK
8	PACKING 20X40X250	9	NIL	MS/SPCL. C-9407, TY-11	%
7	PACKING 5X40X1850	1	NIL	MS/SPCL. C-9407, TY-11	%
6	PANEL	1	LA42241	NIL	NIL
5	PANEL	1	LA42225	NIL	NIL
4	PANEL	1	LA42273	NIL	NIL
3	PANEL	2	LA42276	NIL	NIL
2	PANEL	3	LA42221	NIL	NIL
1	PANEL	1	LA42243	NIL	NIL

WELD LENGTH	ITEM	DESCRIPTION & DIMENSIONS	QUANTITY	DETAIL DRG	MATL. & SPEC.	REMARKS
NIL	GROUP	PANELING & MOUNTING		SUPERSIDES: LA42213	ALT 1	
WEIGHT	FILE	LA42213C.PRT(3D)				
157.00	KG					
S. AREA						
NIL	M ²					
LENGTH/DIA						
NIL	M					
WIDTH/THICK.						
NIL	M					
HEIGHT						
NIL	M					

INSIDE WALL PANELLING
(CORRIDOR SIDE)

RAIL COACH FACTORY, KAPURTHALA

रेलकोच फॅक्टरी कपूरथला

IRS

PL NO. NIL

DRG. NO. LA42213

SCALE: 1:10

DATE: 27/11/2021

BY: [Signature]

CHECKED: [Signature]

DATE: 27/11/2021

BY: [Signature]

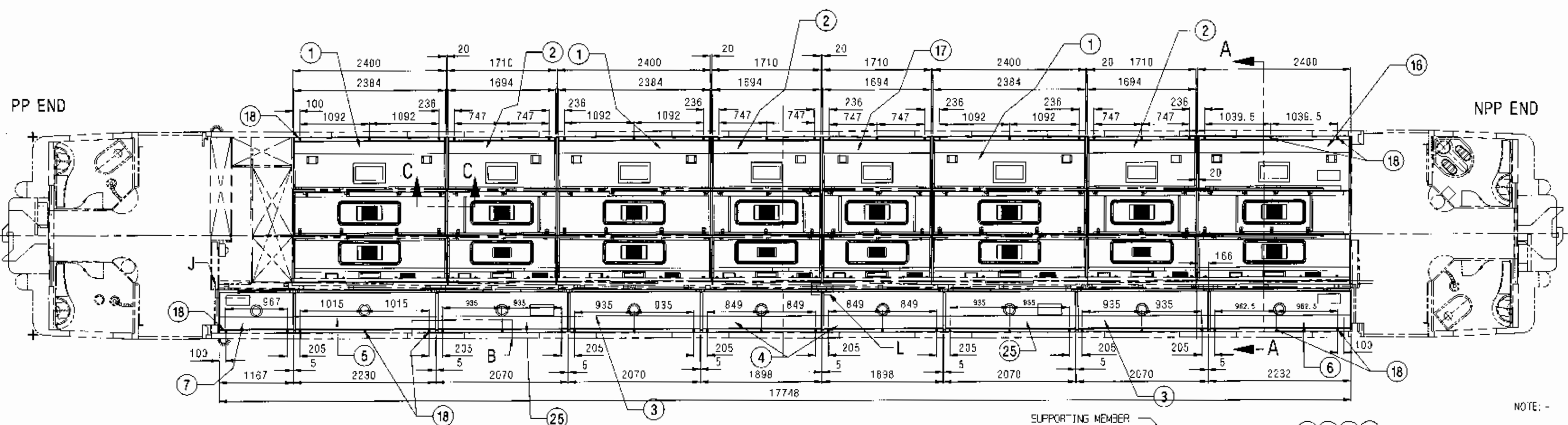
CHECKED: [Signature]

THIS DRAWING IS THE INTELLECTUAL PROPERTY OF RAIL COACH FACTORY, KAPURTHALA. THIS DRAWING SHOULD NOT BE REPRODUCED, ALTERED, USED FOR MANUFACTURING OF COMPONENTS, SOLD OR TRANSFERRED WITHOUT PERMISSION FROM CHIEF DESIGN ENGINEER, RAIL COACH FACTORY, KAPURTHALA.

THIS DRAWING IS THE INTELLECTUAL PROPERTY OF RAIL COACH FACTORY, KAPURTHALA. THIS DRAWING SHOULD NOT BE REPRODUCED, ALTERED, USED FOR MANUFACTURING OF COMPONENTS, SOLD OR TRANSFERRED WITHOUT PERMISSION FROM CHIEF DESIGN ENGINEER, RAIL COACH FACTORY, KAPURTHALA.

PP END

NPP END

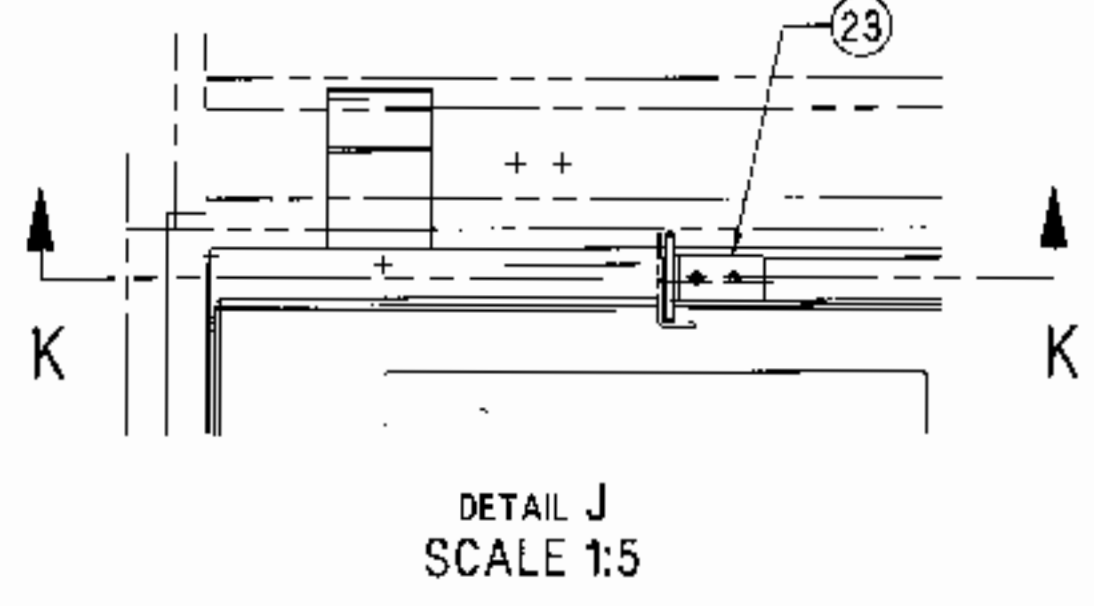
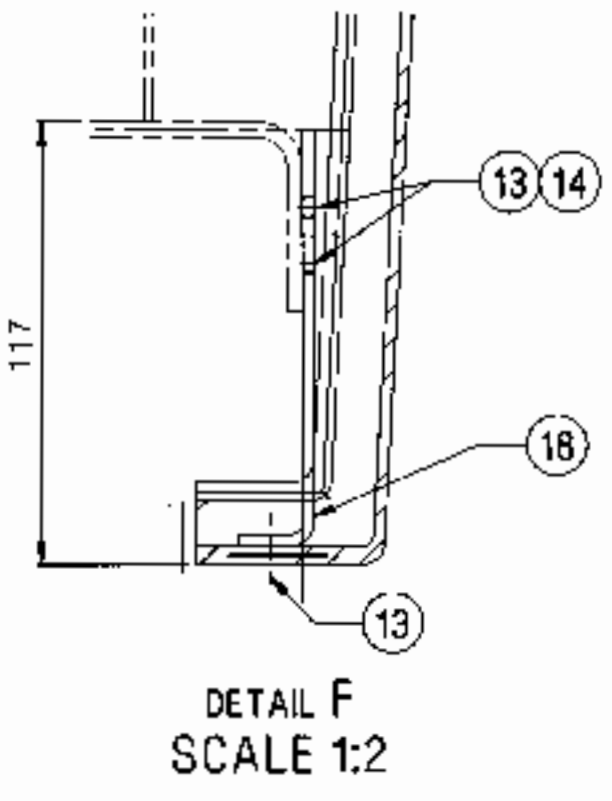
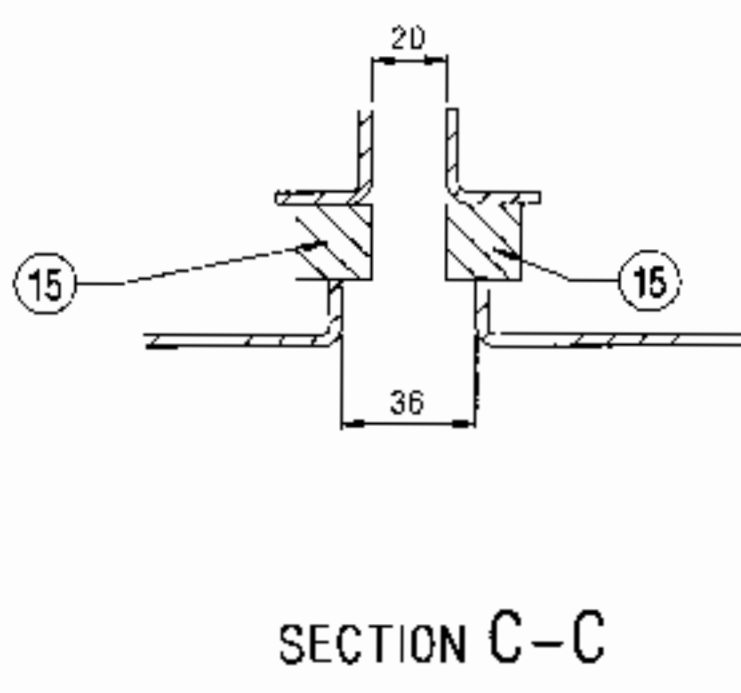
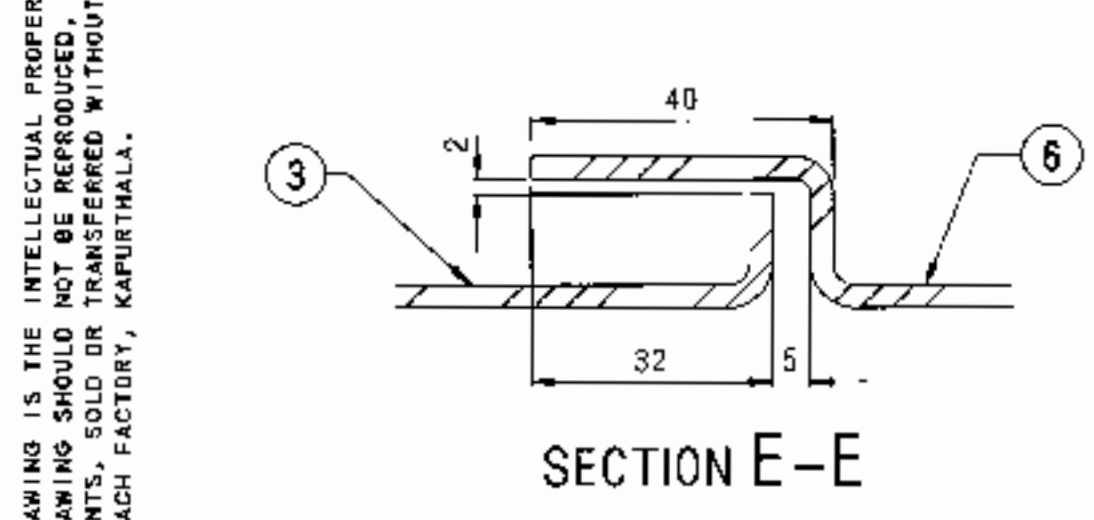
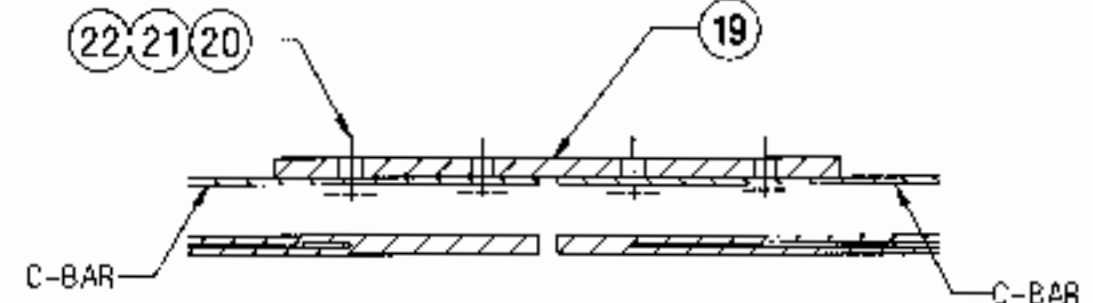
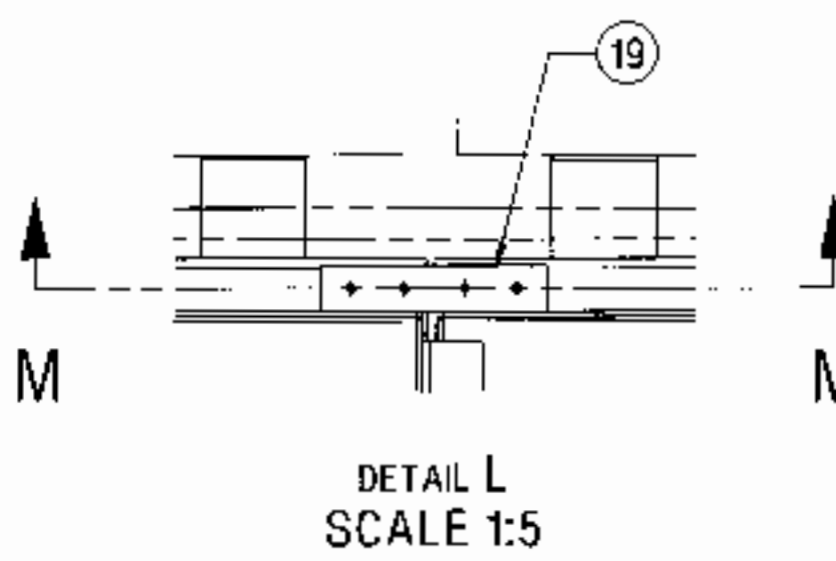
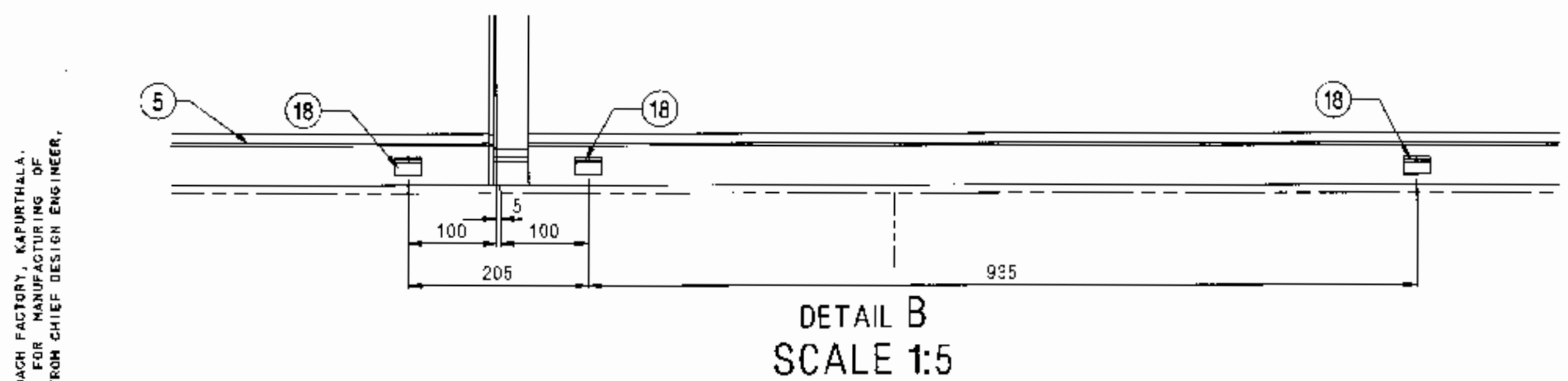


ALT. NO.	ALT. DATE	ZONE	ALTERATIONS	AUTHORITY
D	08/08/2022	ALL	1. OPC OF ITEM NO 3 WAS 4, OPC OF ITEM NO 13 WAS 154, OPC OF ITEM NO 20 TO 22 WAS 36. 2. DRAWING NO OF ITEM NO. 16 WAS LA44470. 3. ITEM NO. 24 AND 25 ADDED.	DIC NO. MD220033.

NOTE:-

- SUITABLE CLT TO BE PROVIDED ON ITEM NO. 6 TO MATCH THE DOOR PROFILE.
- C-BAR IN ITEM NO. 3 TO 7 & ITEM NO. 25 TO BE MOUNTED BEFORE FIXING OF CORRIDOR PANELS WITH ITEM NO. 19 & 23 AND AT CROSS BRACE WITH THE HELP OF ITEM NO. 20 TO 22.
- FRP MATERIAL SHALL BE CLEARED FROM TAPPED HOLES IN ALL THE PANELS WHERE BACK-PIECES WITH PRE-DRILLED HOLES ARE PROVIDED DURING HAND LAY-UP.

ENTERED
INTO
DATA BASE
10 AUG 2022



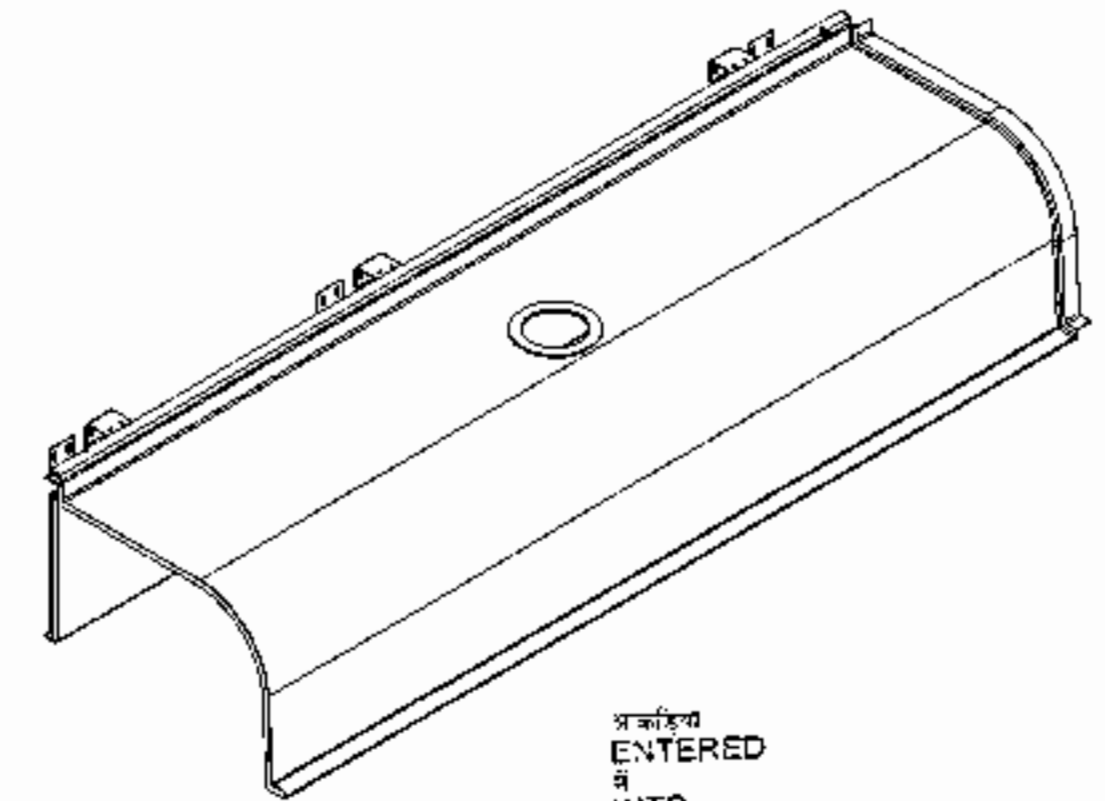
ITEM	DESCRIPTION & DIMENSIONS	QTY	ITEM NO.	ITEM NAME	ITEM NO.
25	CORRIDOR ASSLY FOR LHB FAC COACH	2	LA44499	NIL	NIL
24	STAINLESS STEEL HEX NUT M6 (A2-70 TO IS: 1367 PT-14)	4	LHWSS08	IS: 1364 PT. 3-92 ISO-4032	ITEM-2
23	END ANGLE	2	LA44474	NIL	NIL
22	SPRING WASHER 36	40	LHW09	IS: 3053-1994	ITEM-19 COATING TO MTS 057
21	STAINLESS STEEL MACHINE WASHER A6.4 (A2 TO IS: 1367 PT. 14-1984)	40	LHWSS09	IS: 2016-1987 DIN 125	ITEM-4
20	SLOTTED PAN HEAD SCREW M6X19 (A2-70 TO IS: 1367 PT. 14-84)	40	NIL	IS: 6101-2005 ISO. 1580	NIL
19	THREAD PLATE	8	LA44464	NIL	NIL
18	SUPPORT BRACKET	50	E44225	NIL	NIL
17	CEILING ARRGT OF 2-BERTHER PASSENGER ROOM	1	A44471	NIL	NIL
16	CEILING ARRGT OF 4-BERTHER PASSENGER ROOM	1	A44495	NIL	NIL
15	CEILING FOAM 20X30X11272	1	NIL	MDTS116	NIL
14	STAINLESS STEEL MACHINE WASHER A6.4 (A2 TO IS: 1367 PT. 14-1984)	100	LHWSS09	IS: 2016-1987 DIN 125	ITEM-2
13	SLOTTED PAN HEAD SCREW M6X19 (A2-70 TO IS: 1367 PT. 14-84)	150	LHW03	IS: 7-73-1989 STEEL	ITEM-47 COATING TO MTS 057
12	SPRING WASHER 36	32	LHW09	IS: 3053-1994	NIL
11	STAINLESS STEEL MACHINE WASHER A6.4 (A2 TO IS: 1367 PT. 14-1984)	32	LHWSS09	IS: 2016-67 DIN 1253-1994	NIL
10	STAINLESS STEEL HEX NUT M6 (A2-70 TO IS: 1367 PT-14)	32	LHWSS08	IS: 1364 PT. 3-92 ISO-4032	NIL
9	STAINLESS STEEL HEX HEAD SCREW M6X20 (A2-70 TO IS: 1367 PT. 14-84)	32	LHWSS02	IS: 1364 PT. 2-92	NIL
8	CEILING STRIP	2	LA44231	NIL	NIL
7	CORRIDOR ASSLY FOR LHB FAC COACH	1	LA44455	NIL	NIL
6	CORRIDOR ASSLY FOR LHB FAC COACH	1	LA44452	NIL	NIL
5	CORRIDOR ASSLY FOR LHB FAC COACH	1	LA44446	NIL	NIL
4	CORRIDOR ASSLY FOR LHB FAC COACH	2	LA44449	NIL	NIL
3	CORRIDOR ASSLY FOR LHB FAC COACH	2	LA44443	NIL	NIL
2	CEILING ARRGT OF 2-BERTHER PASSENGER ROOM	3	LA44468	NIL	NIL
1	CEILING ARRGT FOR 4-BERTHER PASSENGER ROOM	3	LA44469	NIL	NIL

WELD LENGTH	ITEM	DESCRIPTION & DIMENSIONS	QTY	DETAIL DRG	MATL. & SPEC.	REMARKS
NIL	M	GROUP	CEILING AND MOLDING	SUPERSEDES: LA44414 ALI 3		
WEIGHT	FILE	\\LA444143.pr1(130)				
818.00	KG	SCALE: 1:50				
S. AREA		CHD				
NIL	M2	DRN				
LENGTH/BTA		CHDN				
17.748	M	REF. DRG. NO. LA44766				
WIDTH/THICK.		PL. NO. NIL				
NIL	M	ORG. NO. LA44414				
HEIGHT		ADE/SME				
NIL	M	DY. CME				
		N. R.		CODE		ALT. D

ANY MANUAL ALTERATION SHALL AUTOMATICALLY RENDER THIS DRAWING INVALID.
FOR UNTOLERANCED DIMENSIONS REFER MDG0008

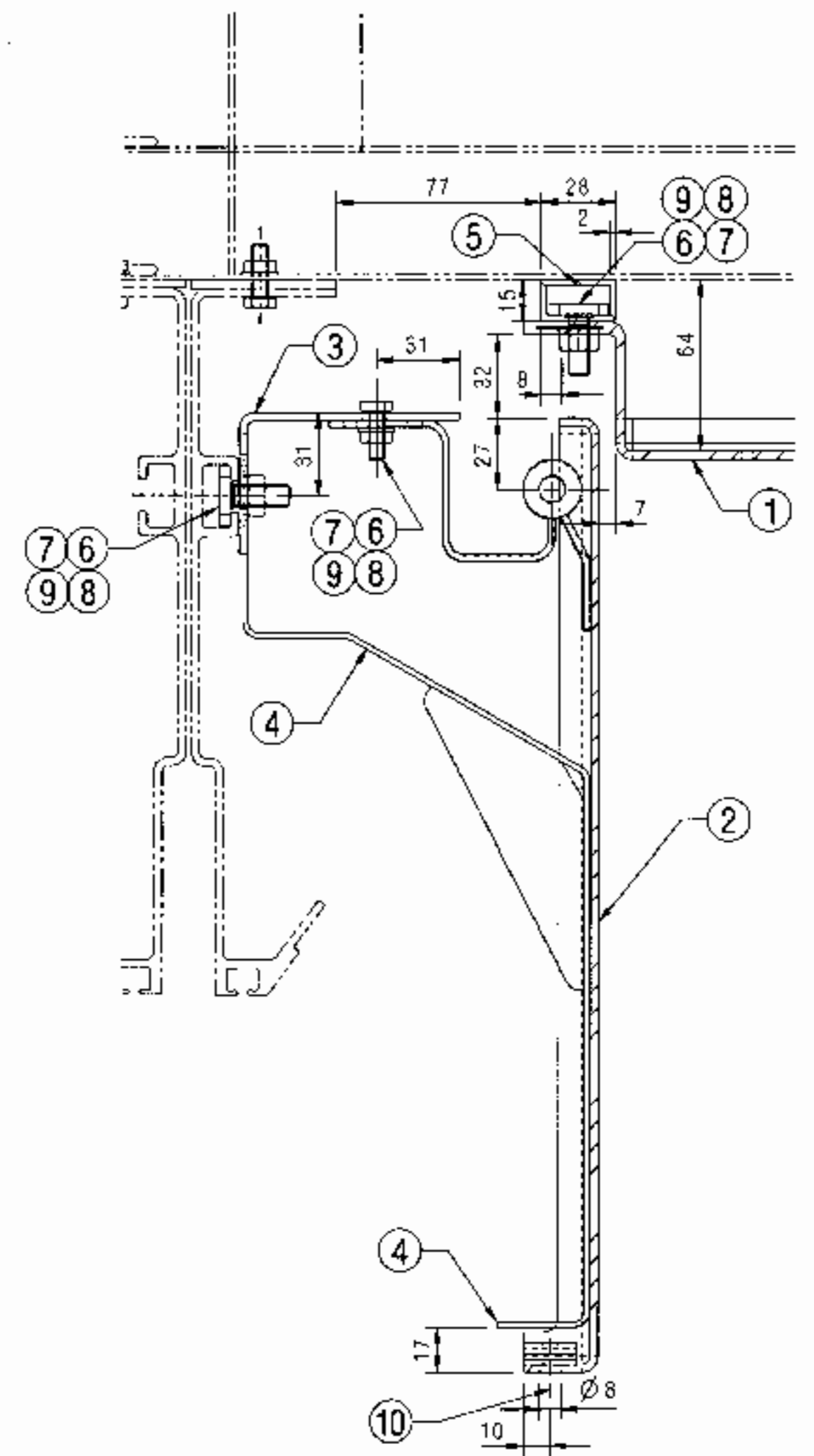
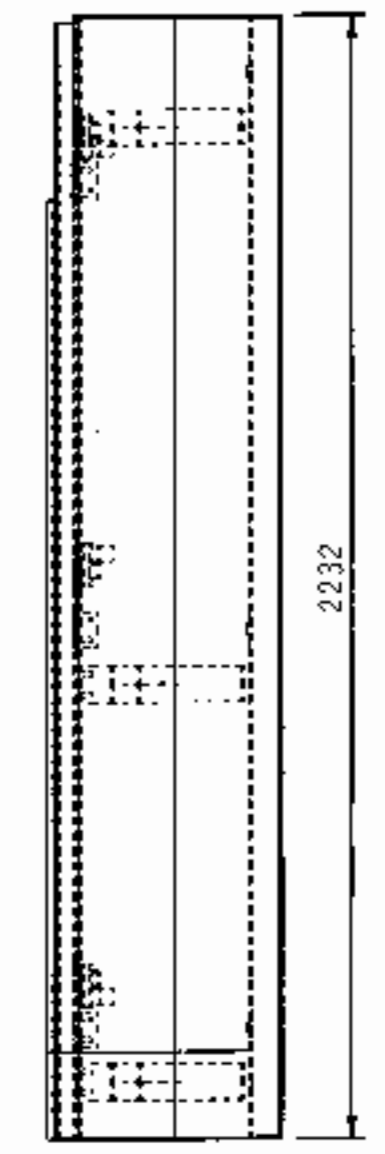
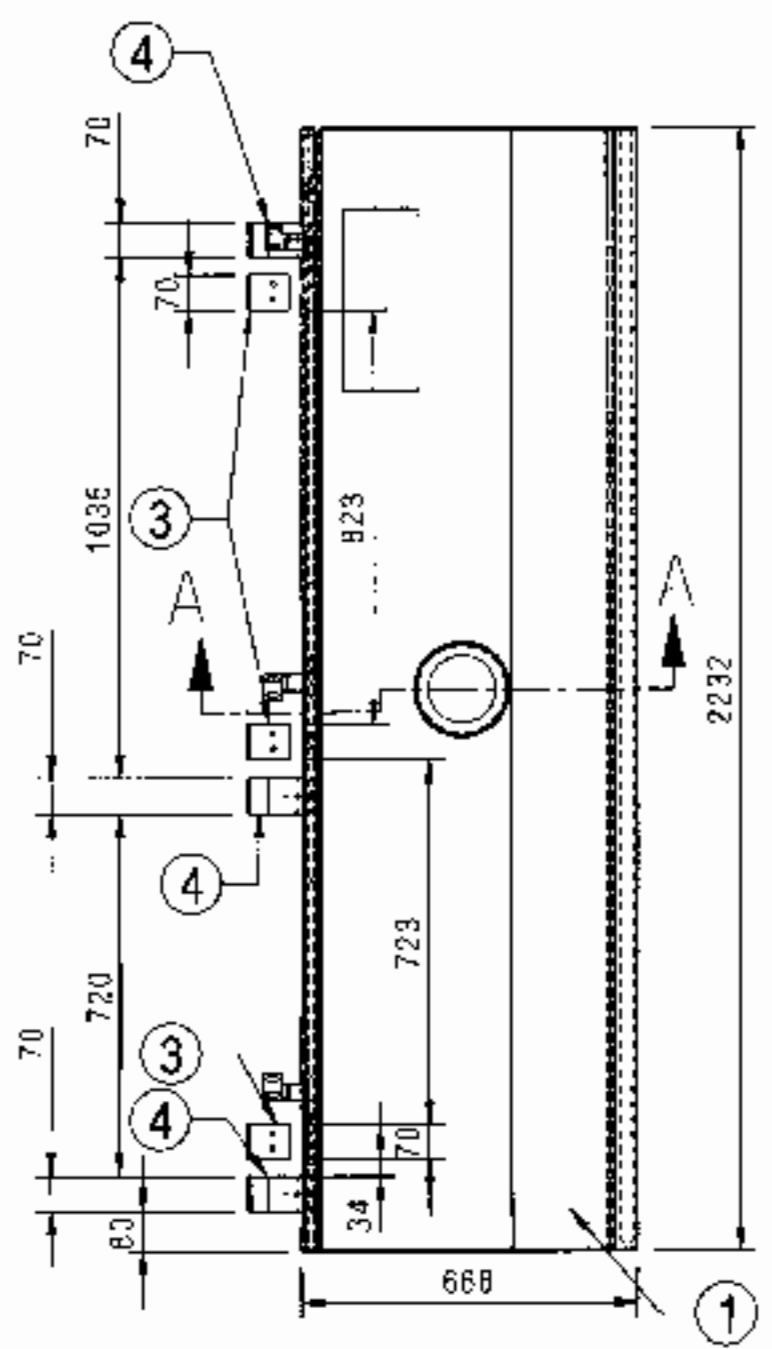
DETAIL DRGS STARTING WITH "LI" ARE INTERNAL REFERENCE LISTS ONLY AND ARE NOT FOR ISSUE.
DATE OF FIRST ISSUE: 21/09/2021
CGM BY:

1

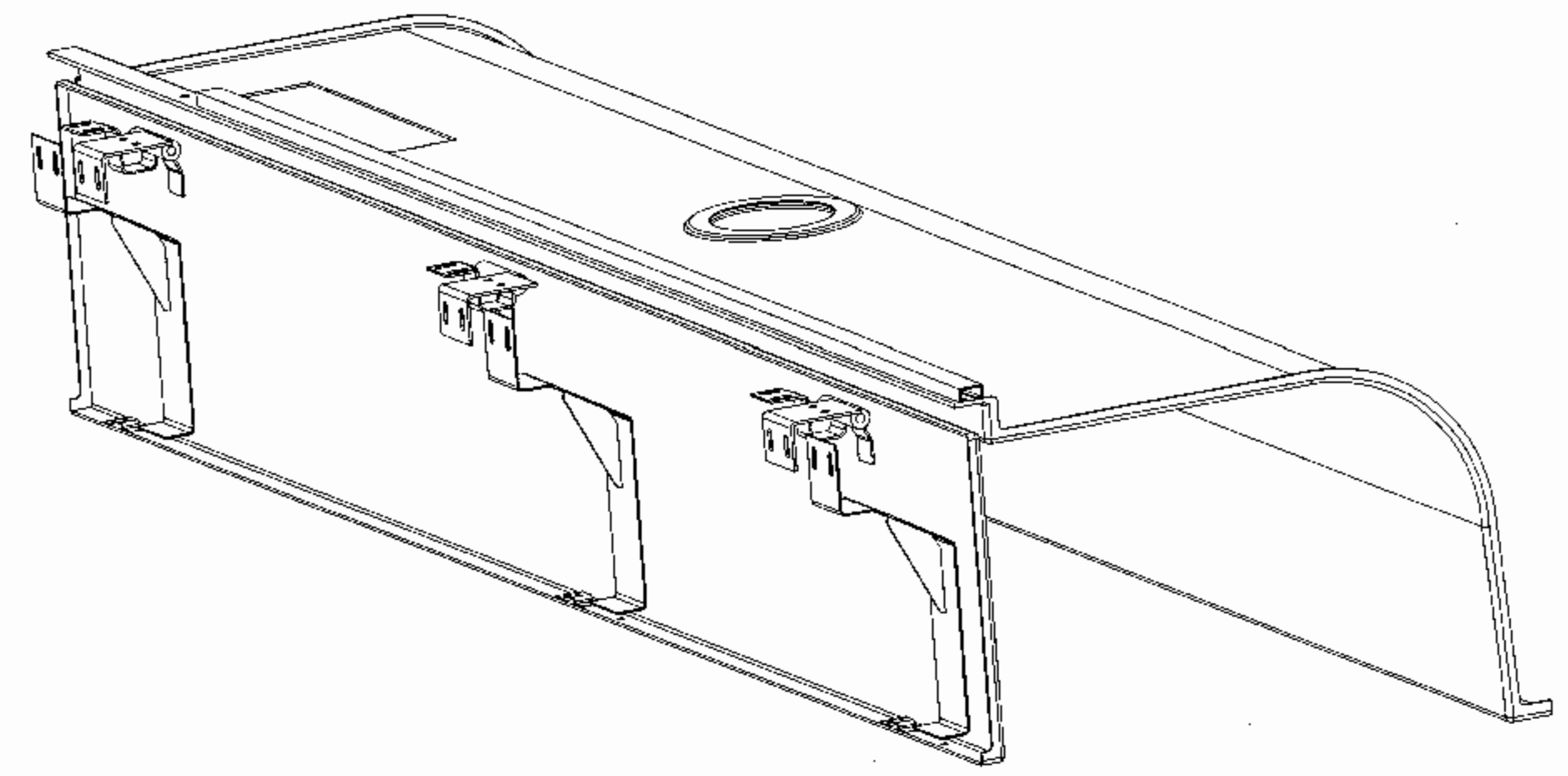


WELD LENGTH	ITEM	DESCRIPTION & DIMENSIONS	ISOPASSLY	DETAIL ORG	MATL. & SPEC.	REMARKS
NIL	M	GROUP	PANELLING AND MOULDING	SUPERSEDES: NIL		
WEIGHT	FILE	\\LA44446.prt (3D)				
21.300	KG	CORRIDOR ASSEMBLY FOR LHB FAC COACH			SCALE	SSE/REG
S.AREA	1: 10				CHD	
NIL	M ²				DRN	CNDN
LENGTH / DIA	REF. ORG. NO.				NIL	
2.370	M	RAIL COACH FACTORY, KAPURTHALA				
WIDTH / THICK	रेल कोच फैक्टरी कपूरथला			IRS	PL NO.	NIL
NIL	M				DRG. NO.	LA44446
HEIGHT	ADE/SME			BY CME	CODE	ALT.
NIL	M				SIZE A2 SHEET 1 / 1	

ALT. NO.	ALT. DATE	ZONE	ALTERATIONS	AUTHORITY
08/08/2022	ALL		ITEM NO. 11 TO 15 DELETED AND LENGTH OF ITEM NO 1 AND 2 EXTENDED BY 107 mm.	OIC NO. MD220033.

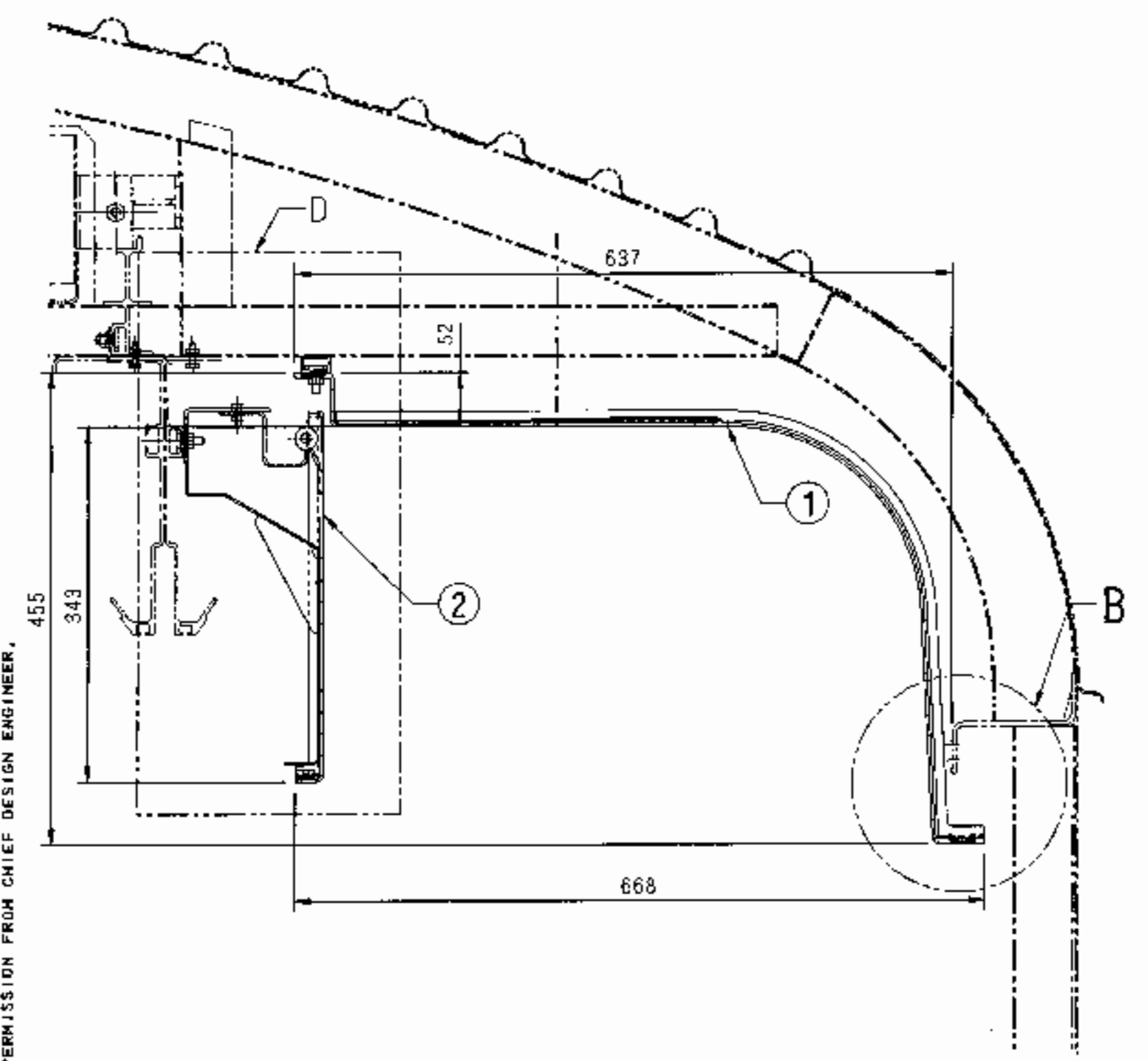


DETAIL AT- D

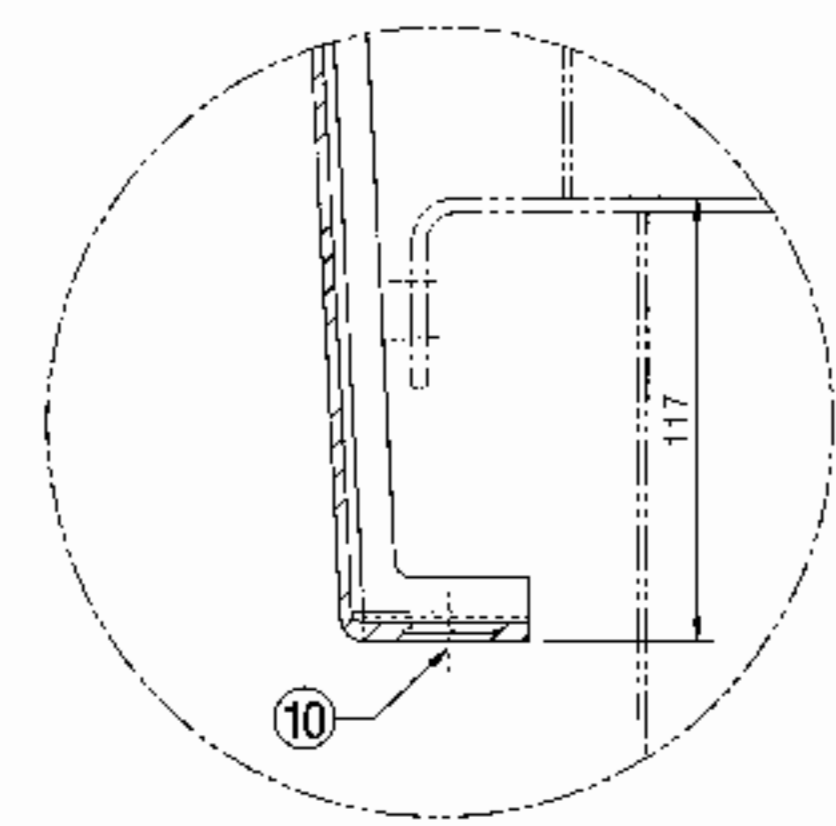


ISO-VIEW
(FOR REFERENCE ONLY)

ENTERED
08 AUG 2022



SECTION A-A



DETAIL AT- B

15	STAINLESS STEEL RECESSED PAN	6	NIL	IS: 7483-1985	NIL
14	HEAD SCREW M4X6 (A2 TO IS: 1367 PT. 14-84)			DIN7985	NIL
13	SLTD CSK HD TAPP SCREW	6	L1HW03	IS: 7170-1986	NIL
12	ST3.5X16-C				NIL
11	CEILING FOAM 10X10X1300	1	NIL	ME-0116	NIL
10	3M PRESSURE LOCK	6	5J3467	NIL	NIL
9	CEILING PART	1	LA44450	NIL	NIL
8	SLTD PAN HD TAPP SCREW	3	L1HW03	IS: 7173-1988	ITEM-47
7	ST4.8X25-C			STFFL	COATING TO NOTE 057
6	SPRING WASHER B8	22	L1HW09	IS: 3063-1994	ITEM-20
5	STAINLESS STEEL MACHINE WASHER	22	L1HWS09	IS: 2016-1967	COATING TO NOTE 057
4	A8.4 (A2 TO IS: 1367 PT. 14-1984)			QIN125	ITEM-5
3	STAINLESS STEEL HEX NUT MB	22	L1HWS08	IS: 1364 PT. 3-97	ITEM-3
2	(A2-70 TO IS: 1367 PT-14)			ISO-1032	
1	SPECIAL HAMMER HEAD BOLT MBX30	22	LW44167	NIL	NIL
	C-BAR, L=2245	1	LZ44272	NIL	NIL
	BRACKET	3	M1007272	NIL	NIL
	ANGLE SUPPORT	3	M1007271	NIL	NIL
	VERTICAL CEILING PANEL ASSEMBLY	1	LA44454	NIL	NIL
	SIDE CEILING PANEL ASSEMBLY	1	LA44453	NIL	NIL

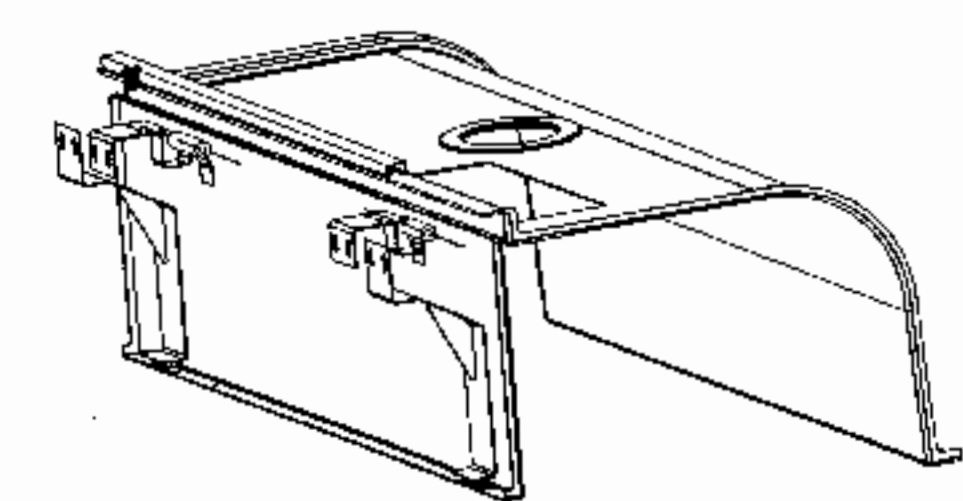
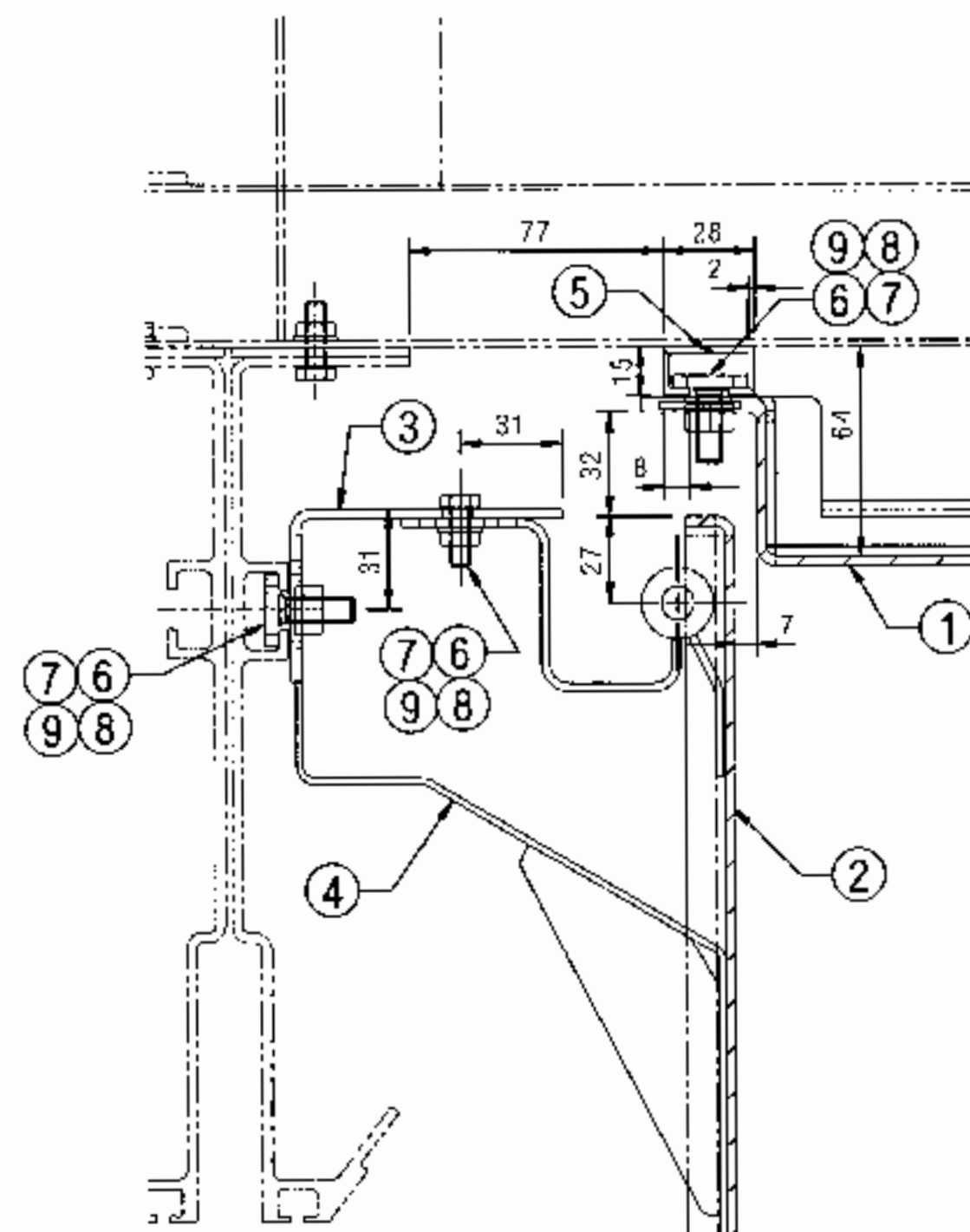
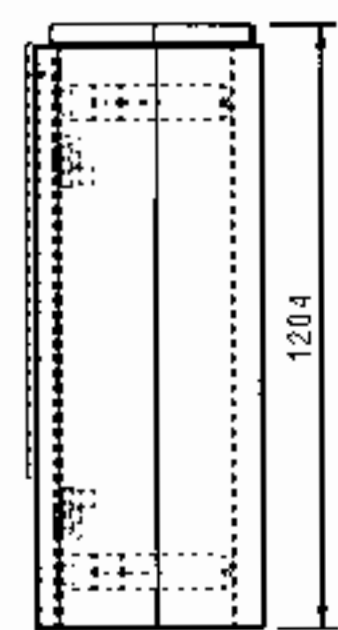
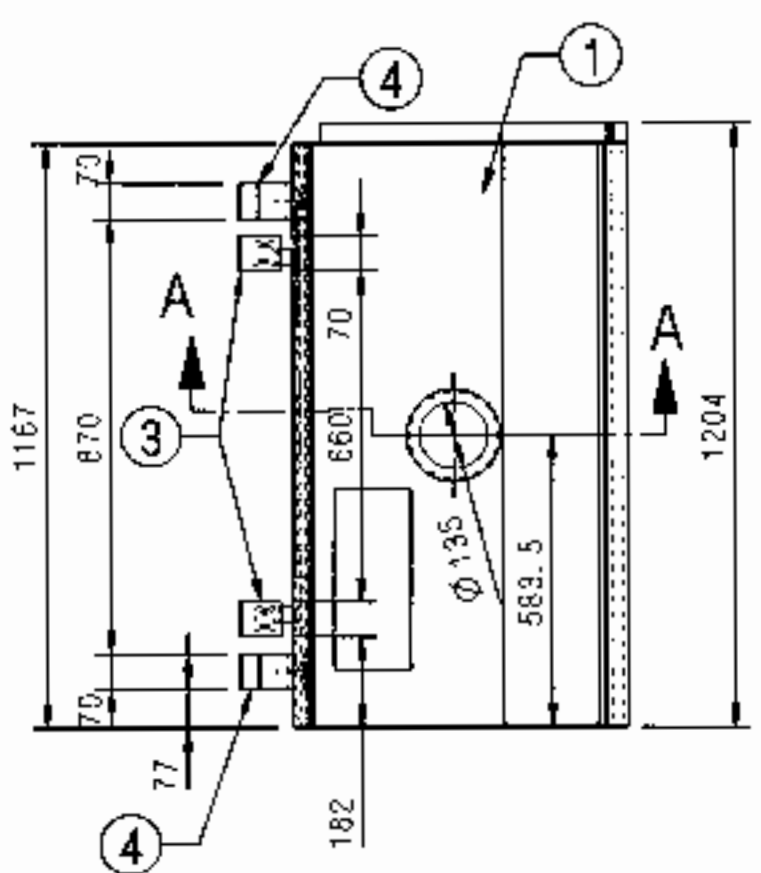
WELD LENGTH	ITEM	DESCRIPTION & DIMENSIONS	GROUP	DETAIL DRG	MATL. & SPEC.	REMARKS
NIL	M	CEILING AND MOULDING	FILE	LA44452a.prt (3D)	SUPERSEDES: LA44452 ALT NIL	
WEIGHT	FILE	LA44452a.prt (3D)				
25.900	KG					
S. AREA						
NIL	M2					
LENGTH/Ø						
2.232	M					
WIDTH/THICK.						
NIL	M					
HEIGHT						
NIL	M					

CORRIDOR ASSEMBLY		SCALE	SSE/REC	1: 10	CHD	DRN	CNDN
FOR LHB FAC COACH		REF. DRG. NO.	NIL				
RAIL COACH FACTORY, KAPURTHALA		PL NO.	NIL				
रेलकोच फैक्टरी कपूरथला		DRG. NO.	LA44452				
ADE/SME		DATE	14/02/2022				
BY		DATE	14/02/2022				
CGM BY		DATE	14/02/2022				
N.R.		DATE	14/02/2022				

ANY MANUAL ALTERATION SHALL AUTOMATICALLY RENDER THIS DRAWING INVALID.
FOR UNTOLERANCED DIMENSIONS REFER MDG0008

DETAIL DRGS STARTING WITH "LI" ARE INTERNAL REFERENCE LISTS ONLY AND ARE NOT FOR ISSUE.
DATE OF FIRST ISSUE 14/02/2022
CGM BY

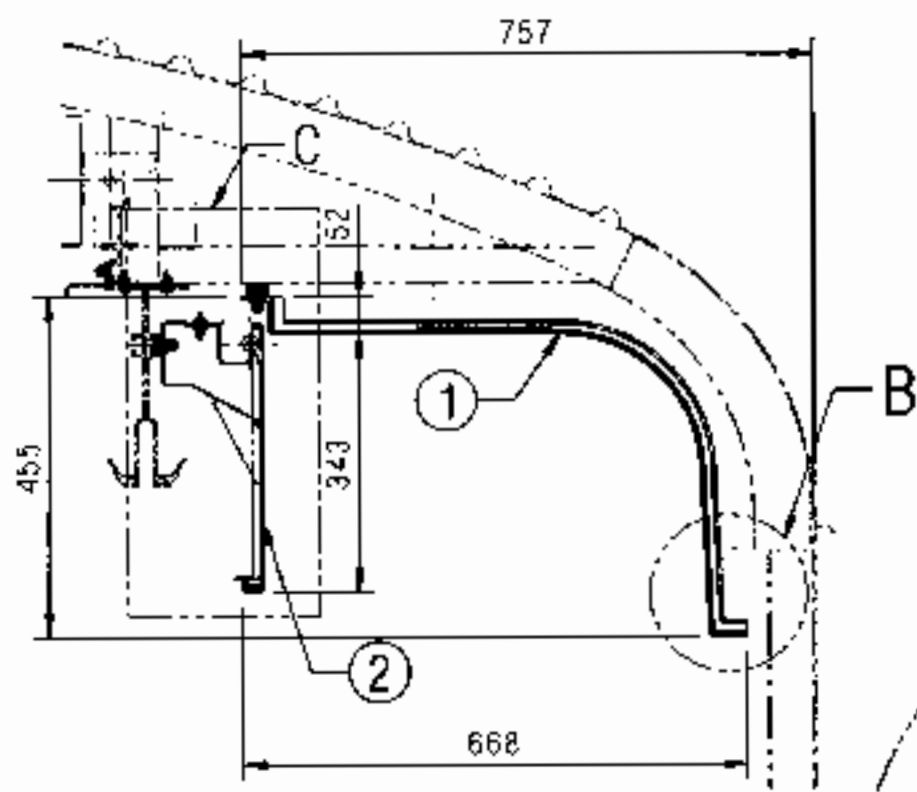
ALT. NO.	ALT. DATE	ZONE	ALTERATIONS	AUTHORITY
0	08/08/2022	A-3	ITEM NO. 1 MODIFIED.	DTC NO. WD220033



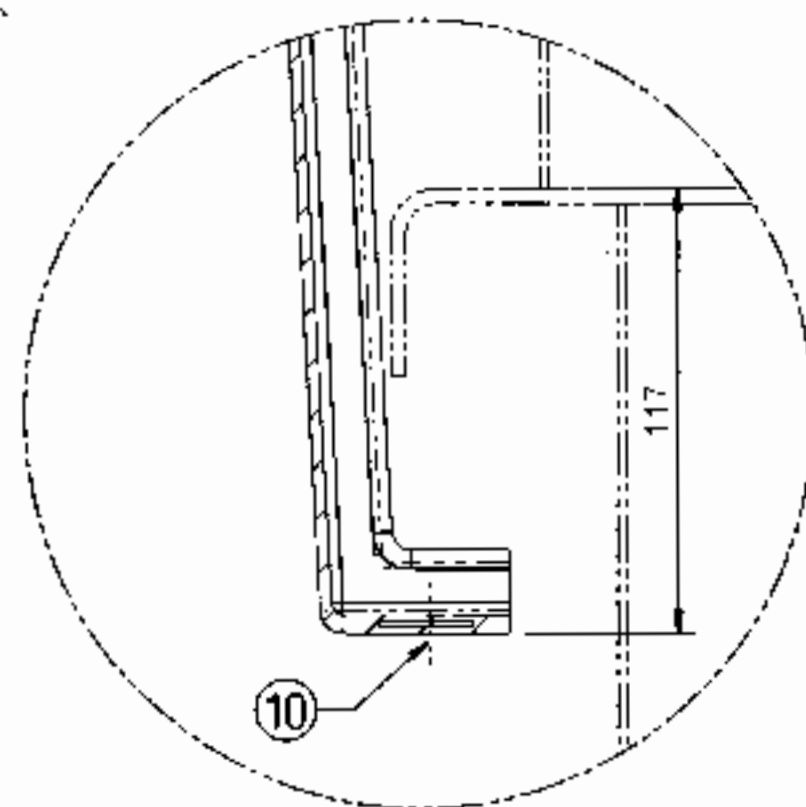
ISO-VIEW
(FOR REFERENCE ONLY)

भारतीय
रेलवे
एनटी
डेटा बेस
ENTERED
IN
DATA BASE

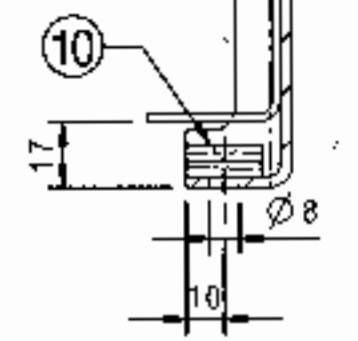
8 AUG 2022



SECTION A-A



DETAIL AT-B



DETAIL AT-C

10	SLTD PAN HD TAPP SCREW ST4. 8X25-C	3	LIHW03	IS: 7173-1989 STEEL	ITEM-47 COATING TO MTS 057
9	SPRING WASHER B8	22	LIHW09	IS: 3063-1994	ITEM-20 COATING TO MTS 057
8	STAINLESS STEEL MACHINE WASHER A8. 4 (A2 TO IS 1367 PT 14-1984)	22	LIHWSS09	IS: 2016-1967 DIN125	ITEM-5
7	STAINLESS STEEL HEX NUT M8 (A2-70 TO IS: 1367 PT-14)	22	LIHWSS08	IS: 1364 PT. 3-92 ISO-4032	ITEM-3
6	SPECIAL HAMMER HEAD BOLT M8X30	22	LW4167	NIL	NIL
5	C-BAR, L=1200	1	Z44272	NIL	NIL
4	BRACKET	3	VI007272	NIL	NIL
3	ANGLE SUPPORT	3	VI007271	NIL	NIL
2	VERTICAL CEILING PANEL ASSEMBLY	1	A44457	NIL	NIL
1	SIDE CEILING PANEL ASSEMBLY	1	A44456	NIL	NIL

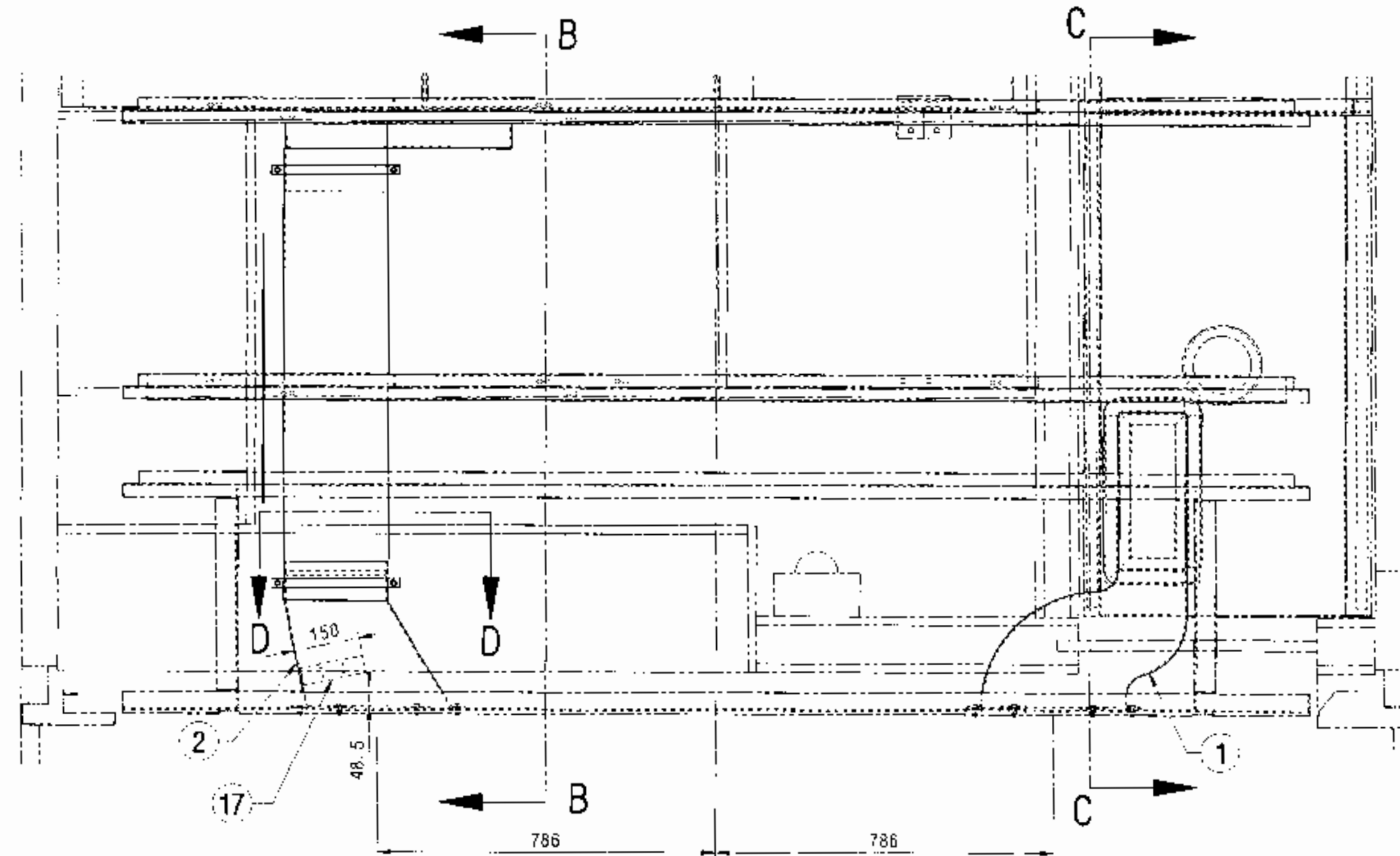
WELD LENGTH	ITEM	DESCRIPTION & DIMENSIONS	OPASLY	DETAIL DRG	MATL. & SPEC.	REMARKS
NIL	M	GROUP	PANELLING AND MULDING	SUPERSEDES:	LA44455 ALT NIL	
WEIGHT	FILE	NLA44455a.prt (3D)				
12.000	KG					
S.AREA						
NIL	M ²					
LENGTH / DIA						
1,204	M					
WIDTH / THICK						
NIL	M					
HEIGHT						
NIL	M					

THIS DRAWING IS THE INTELLECTUAL PROPERTY OF RAIL COACH FACTORY, KAPURTHALA.
THIS DRAWING SHOULD NOT BE REPRODUCED, ALTERED, USED FOR MANUFACTURING OF
COMPONENTS, SOLD OR TRANSFERRED WITHOUT PERMISSION FROM CHIEF DESIGN ENGINEER,
RAIL COACH FACTORY, KAPURTHALA.

DETAIL DRGS STARTING WITH "LI" ARE INTERNAL REFERENCE LISTS ONLY AND ARE NOT FOR ISSUE
ANY MANUAL ALTERATION SHALL AUTOMATICALLY RENDER THIS DRAWING INVALID.

FOR UNTOLERANCED DIMENSIONS REFER MDG0008 DATE OF FIRST ISSUE 14/02/2022 CGM BY

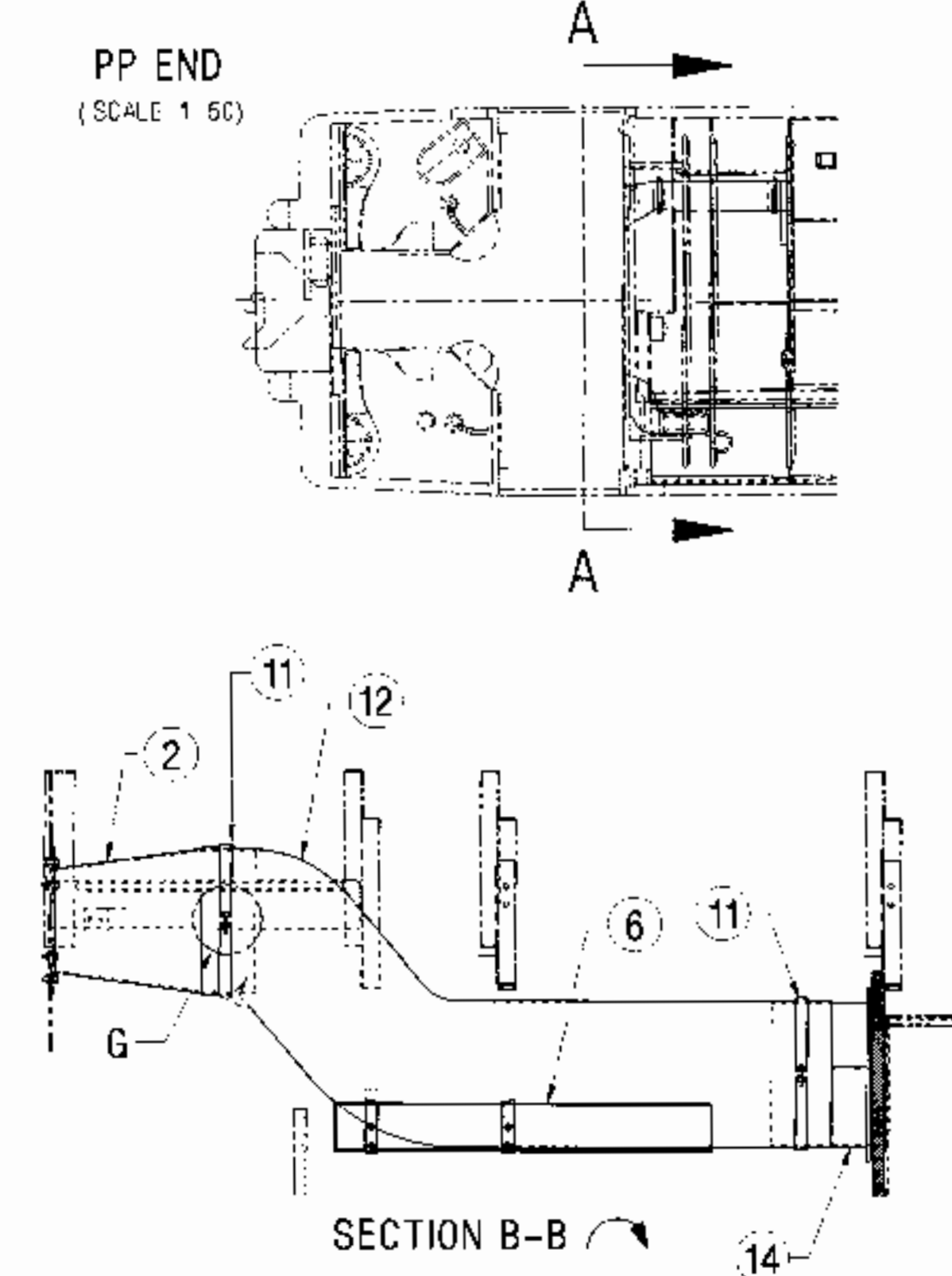
CORRIDOR ASSEMBLY FOR LHB FAC COACH				SCALE	SSE/REG	1: 10	
				1: 10	CHO	[Signature]	
				[Symbol]	DRN	CNDN	[Signature]
RAIL COACH FACTORY, KAPURTHALA				REF.DRG.No.	NIL		
रेल कोच फैक्टरी कपूरथला		IRS		PL NO.	NIL		
ADE/SME		[Signature]		DRG.NO.	LA44455		
DY.CME		N.R.		CDE	ALT.	0	SIZE A2 SHEET 1/1



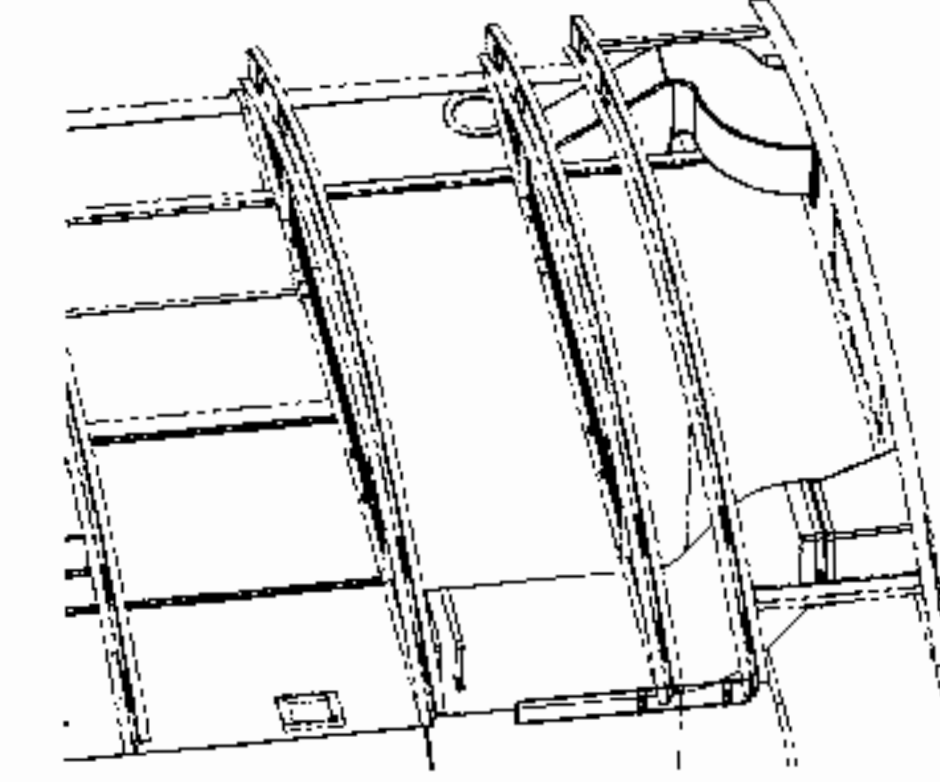
VIEW FROM-X

X

PP END
(SCALE 1:50)



SECTION B-B



ISO VIEW
(FOR REF. ONLY)

ENTERED
INTO
DATA BASE
13 AUG 2022

NOTE:- ITEM NO. 17 TO BE LAMINATED WITH ITEM NO. 2 WITH
SUITABLE ADHESIVE.

19	STAINLESS STEEL SLOTTED CSK HD	10	LIHWSS03	IS: 7170-1989, IS	ITEM-6
18	VENTING GRILL	1	LA44512	NIL	NIL
17	BRACKET FOR TEMPERATURE SENSOR	1	LW44543	NIL	NIL
16	INSULATION 11X40X1108	1	NIL	MTS 115	NIL
15	COVER SHEET	1	LW44329	NIL	NIL
14	CIRCULATING AIR BOX	1	LA44310	NIL	NIL
13	SLTD CSK HD TAP? SCREW	10	LIHW03	IS: 7170-1989	NIL
12	ALUMINIUM FLEXIBLE DUCT SIZE	1	NIL	MTS 130	NIL
11	CLAMP	4	LA44316	NIL	NIL
10	STAINLESS STEEL HEX HEAD SCREW	8	LIHWSS02	IS: 1304 PT. 2-92	NIL
9	STAINLESS STEEL HEX NUT M6	20	LIHWSS08	IS: 1364 PT. 3-92	ITEM-2
8	STAINLESS STEEL HEX HEAD SCREW	4	LIHWSS02	IS: 1364 PT. 2-32	NIL
7	STAINLESS STEEL MACHINE WASHER	20	LIHWSS09	IS: 2016 1967	ITEM-4
6	CIRCULATING AIR DUCT FIXING	1	3 0113.0.	NIL	NIL
5	STAINLESS STEEL HEX NUT M8	1	LIHWSS08	IS: 1364 PT. 3-92	ITEM-3
4	STAINLESS STEEL MACHINE WASHER	1	LIHWSS09	IS: 2016-1967	ITEM-5
3	HAMMER HEAD BOLT M8X25	1	LW44167	NIL	NIL
2	CIRCULATING AIR BOX	1	LA44510	NIL	NIL
1	CIRCULATING AIR BOX	1	LA44508	NIL	NIL

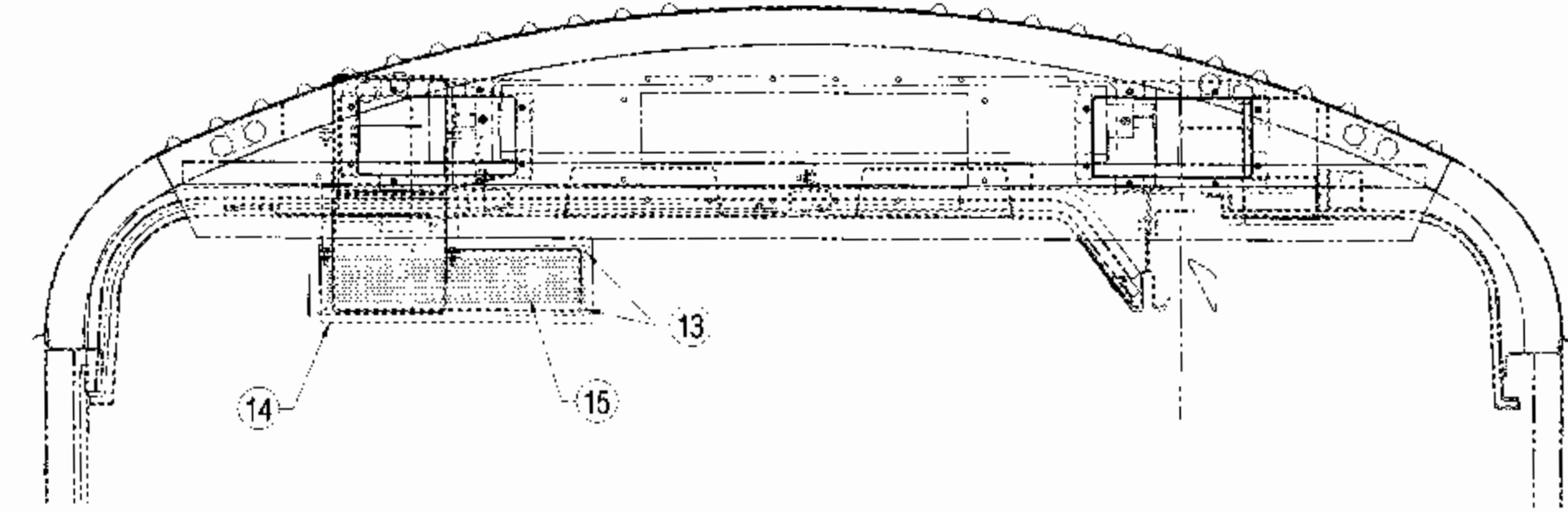
WELD LENGTH	ITEM	DESCRIPTION & DIMENSIONS	QPASSLY	DETAIL DRG	MATL. & SPEC.	REMARKS
NIL	M	GROUP	CEILING & MOULDING	SUPERSEDES:	NIL	
WEIGHT	FILE	LA44508.ppt (3D)				
16.000	KG					
S. AREA						
NIL	M ²					
LENGTH/AREA						
NIL	M					
WIDTH/THICK.						
NIL	M					
HEIGHT						
NIL	M					

CIRCULATING AIR DUCT COMPLETE
MOUNTING PP END
FOR LHB FIRST CLASS COACH

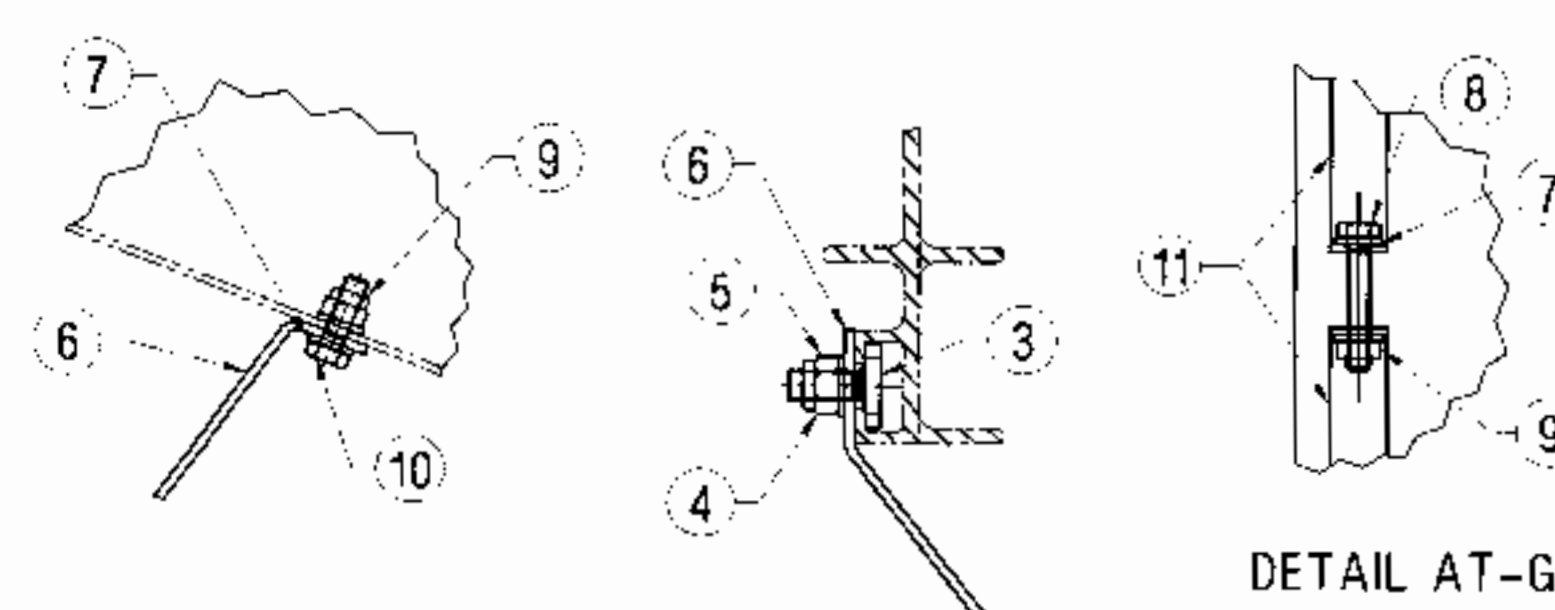
RAIL COACH FACTORY, KAPURTHALA

PL NO. NIL

DRG. NO. LA44506



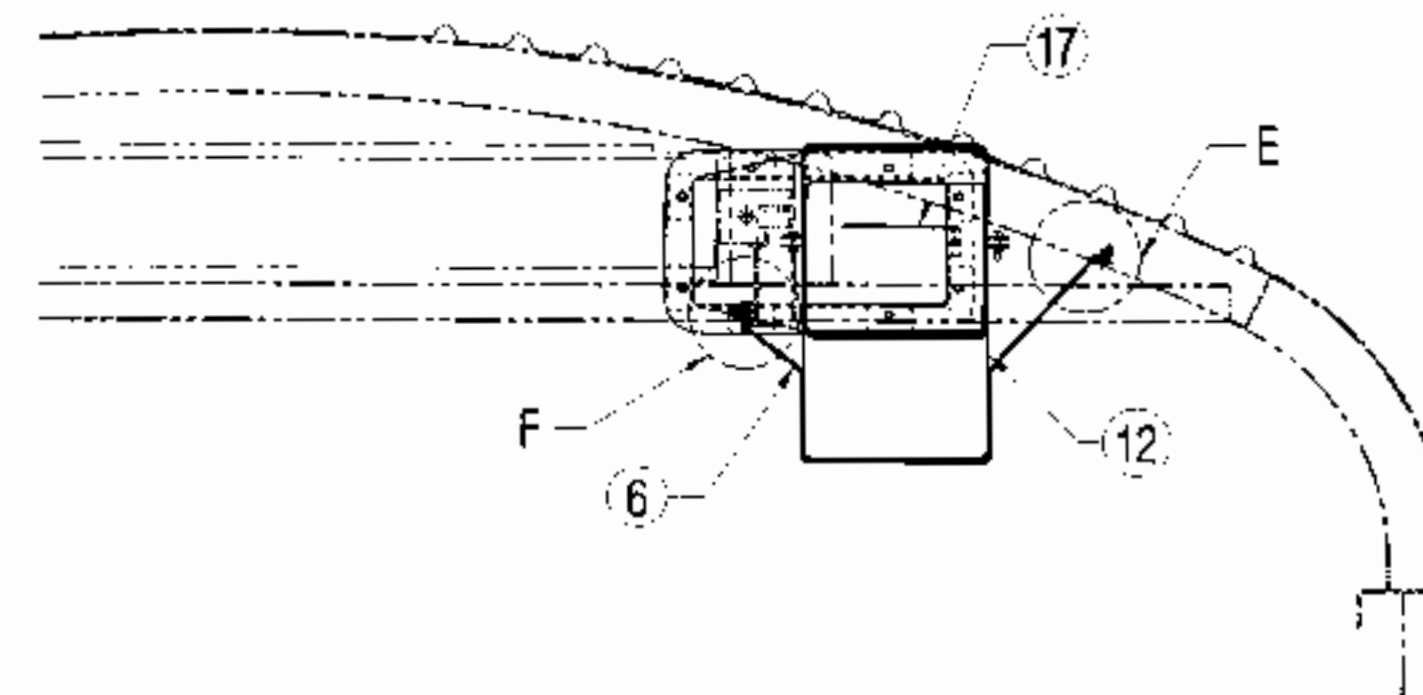
SECTION A-A



DETAIL AT-E

DETAIL AT-F

DETAIL AT-G



SECTION D-D

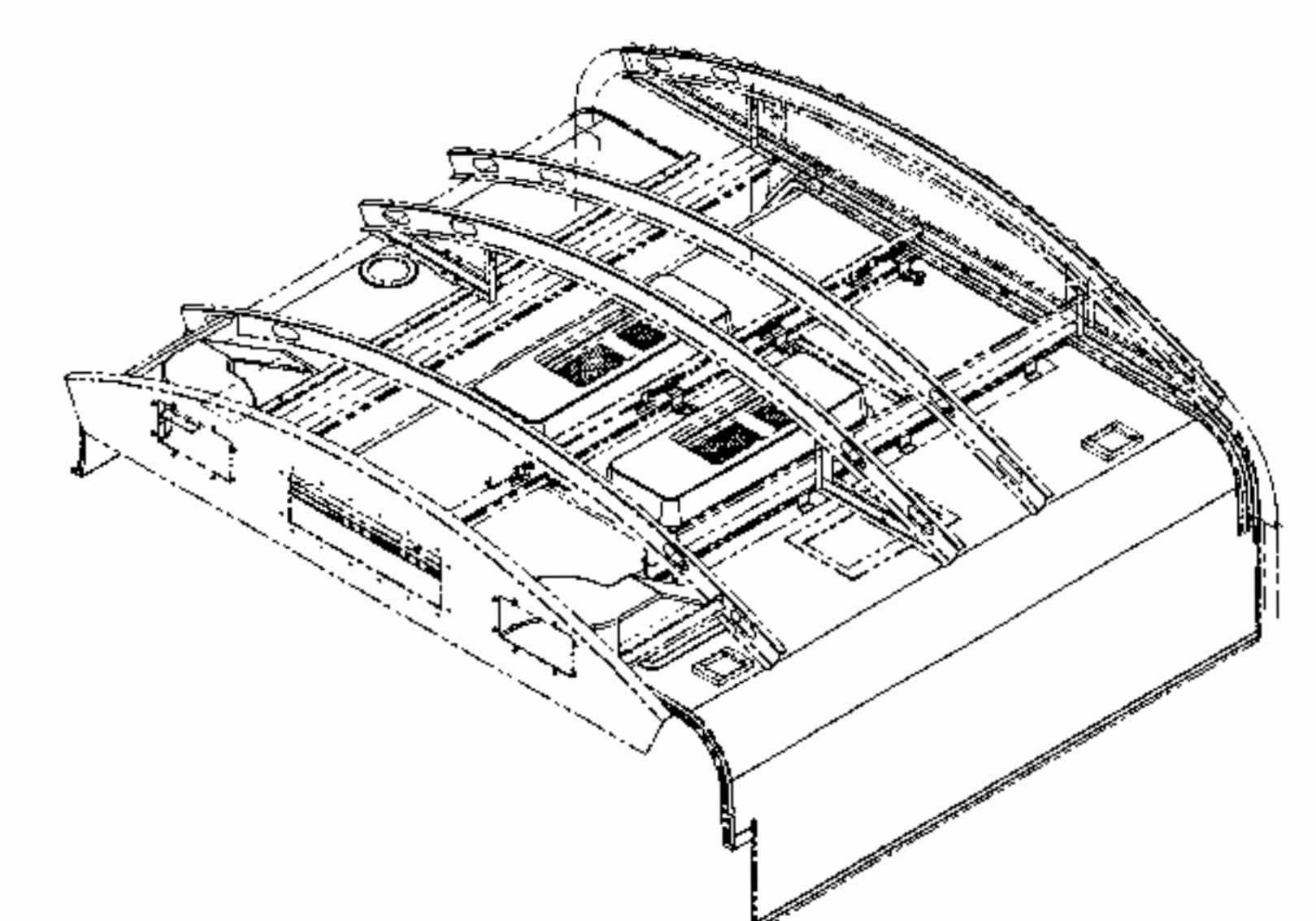
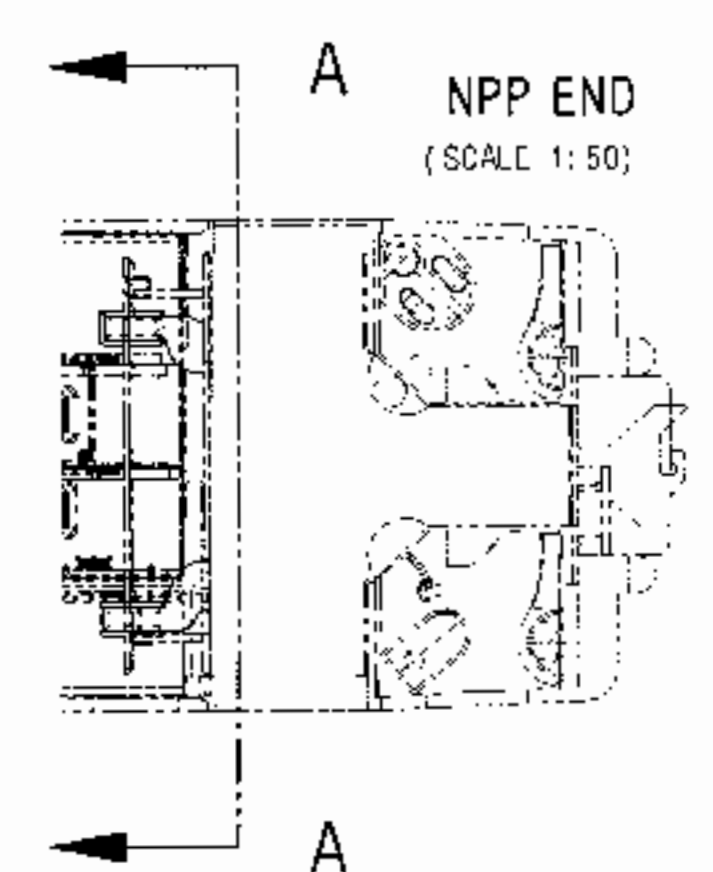
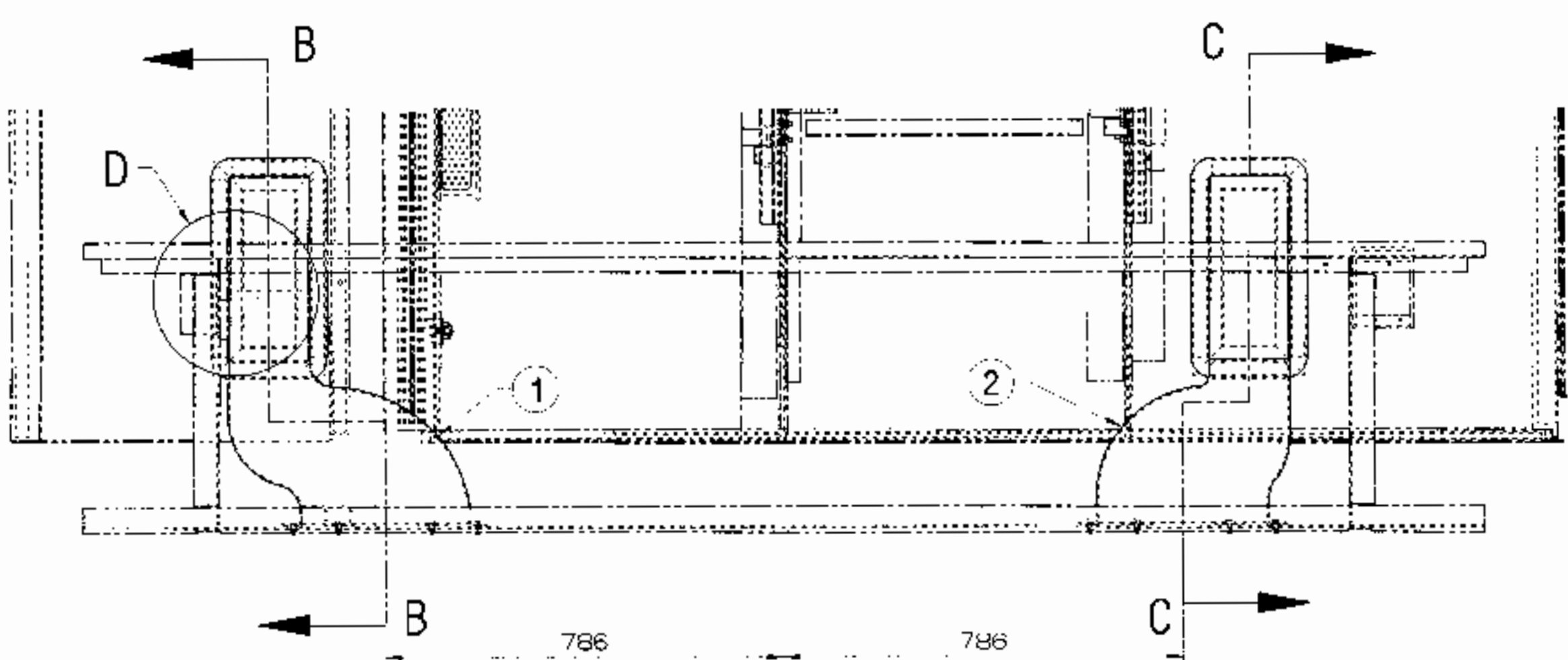
ANY MANUAL ALTERATION SHALL AUTOMATICALLY RENDER THIS DRAWING INVALID.
FOR UNTOLERANCED DIMENSIONS REFER MDG0008

DETAIL DRGS STARTING WITH "LI" ARE INTERNAL REFERENCE LISTS ONLY AND ARE NOT FOR ISSUE.

DATE OF FIRST ISSUE

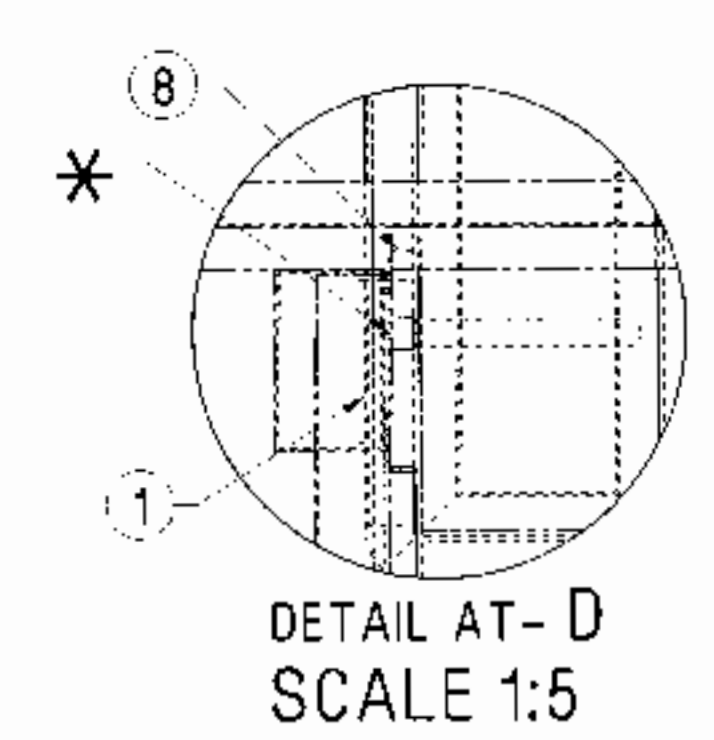
12/08/2022

CGM BY



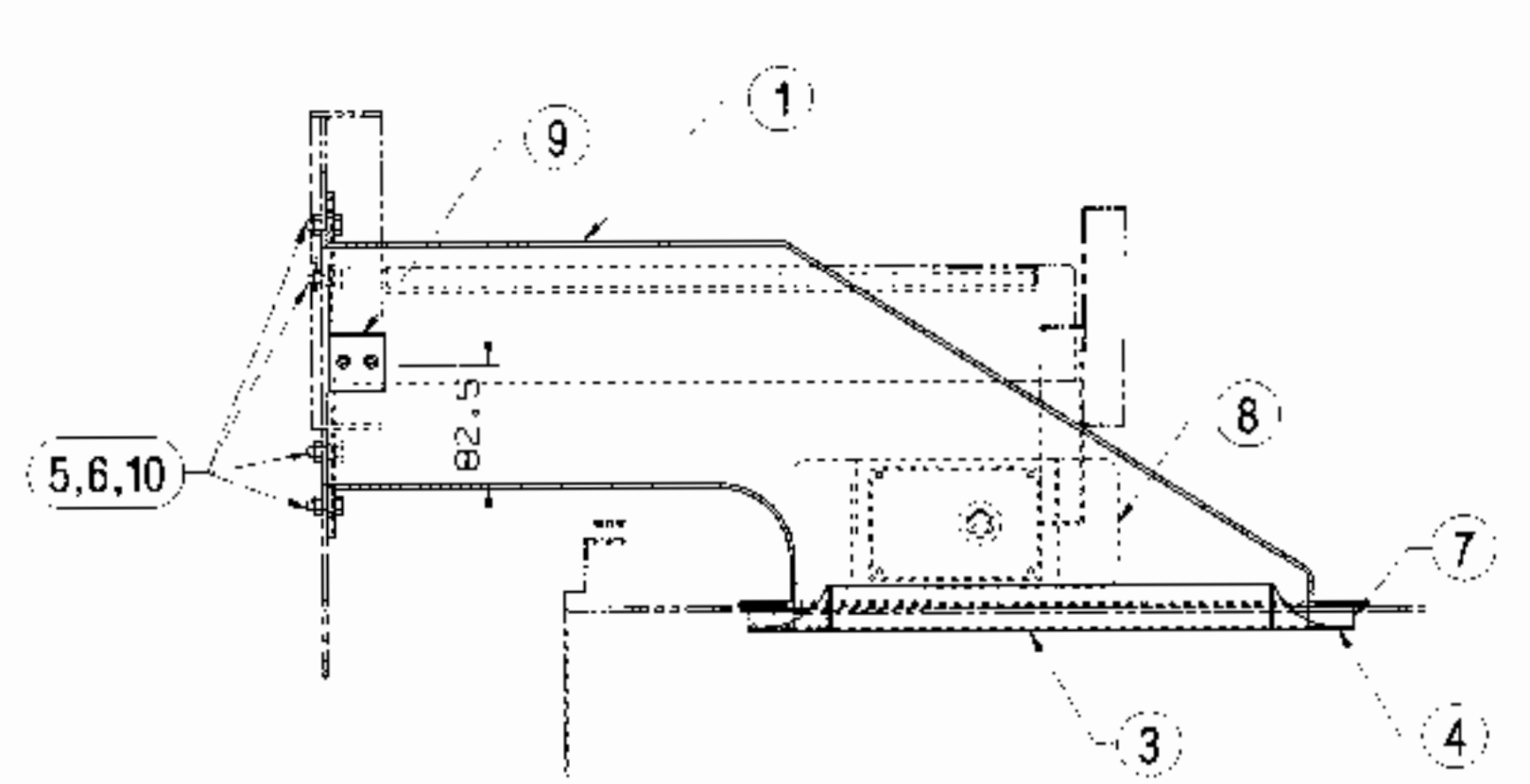
ISO VIEW
(FOR REF. ONLY)

ENTERED
INTO
DATA BASE
13 AUG 2022

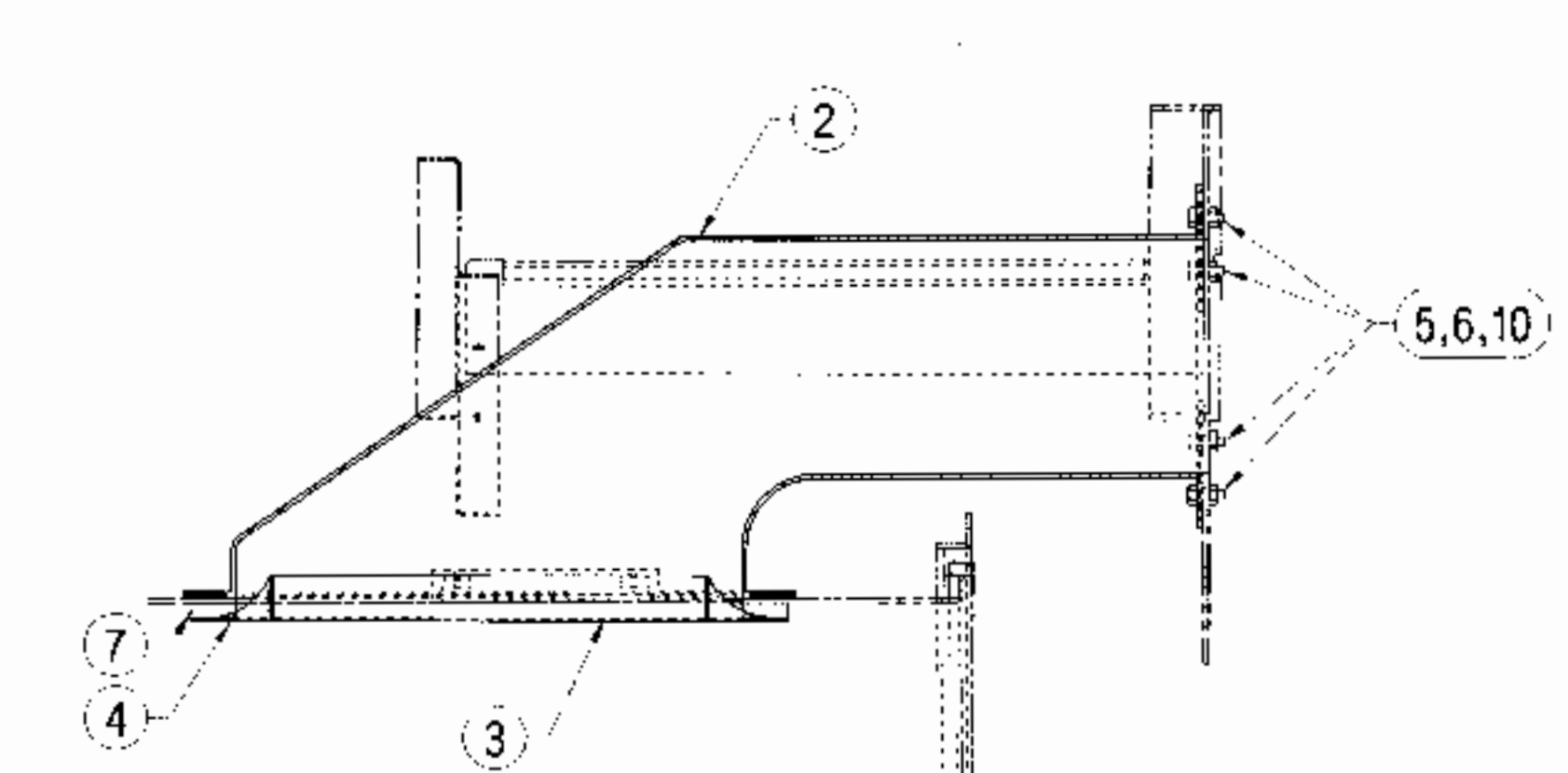


VIEW FROM-X

SECTION A-A



SECTION B-B
SCALE 1:5



SECTION C-C
SCALE 1:5

NOTE:- 1. ITEM NO. 8 & 9 TO BE EMBEDDED/LAMINATED IN ITEM NO. 2 WITH SUITABLE ADHESIVE.
2. HOLE OF Ø 17 TO BE DONE IN ITEM NO. 2 AT THE POSITION MARKED * AND ALIGN THE CENTRE OF HOLE Ø 30 IN ITEM NO. 8 AT THE TIME OF MOUNTING.

10	STAINLESS STEEL HEX HEAD SCREW M6X16 (A2-70 TO IS:1367 PT.14-84)	16	LIHWSS02	IS: 1364 PT.2-92	ITEM-4
9	BRACKET FOR TEMPERATURE SENSOR MOUNTING	1	LA44543	NIL	NIL
8	BRACKET FOR HYGROSTAT MOUNTING	1	LA44358	NIL	NIL
7	INSULATION 11X40X2218	1	NIL	MTS-118	NIL
6	STAINLESS STEEL HEX NUT M6 (A2-70 TO IS:1367 PT-14)	16	LIHWSS09	IS: 1364 PT.3-92 (ISO-4032)	ITEM-2
5	STAINLESS STEEL MACHINE WASHER A6.4 (A2 TO IS:1367 PT.14-1984)	16	LIHWSS09	IS: 2016-1987 C1N125	ITEM-4
4	STAINLESS STEEL SLOTTED CSK HD TAPP SCREW S14,2234-D (A2-70 TO IS:1367 PT.14-84)	20	LIHWSS03	IS: 7170-1989, IS G-482	ITEM-6
3	VENTING GRILL	2	LA44512	NIL	NIL
2	CIRCULATING AIR BOX	1	LA44511	NIL	NIL
1	CIRCULATING AIR BOX	1	LA44509	NIL	NIL

WELD LENGTH	ITEM	DESCRIPTION & DIMENSIONS	DETAIL DRG	MATL. & SPEC.	REMARKS
NIL	M	CEILING & MOUNTING	SUPERSEDES:	NIL	
WEIGHT	FILE	LA44507.prt (3D)			
NIL	KG				
S. AREA					
NIL	M2				
LENGTH/MT					
NIL	M				
WIDTH/THICK.					
NIL	M				
HEIGHT					
NIL	M				

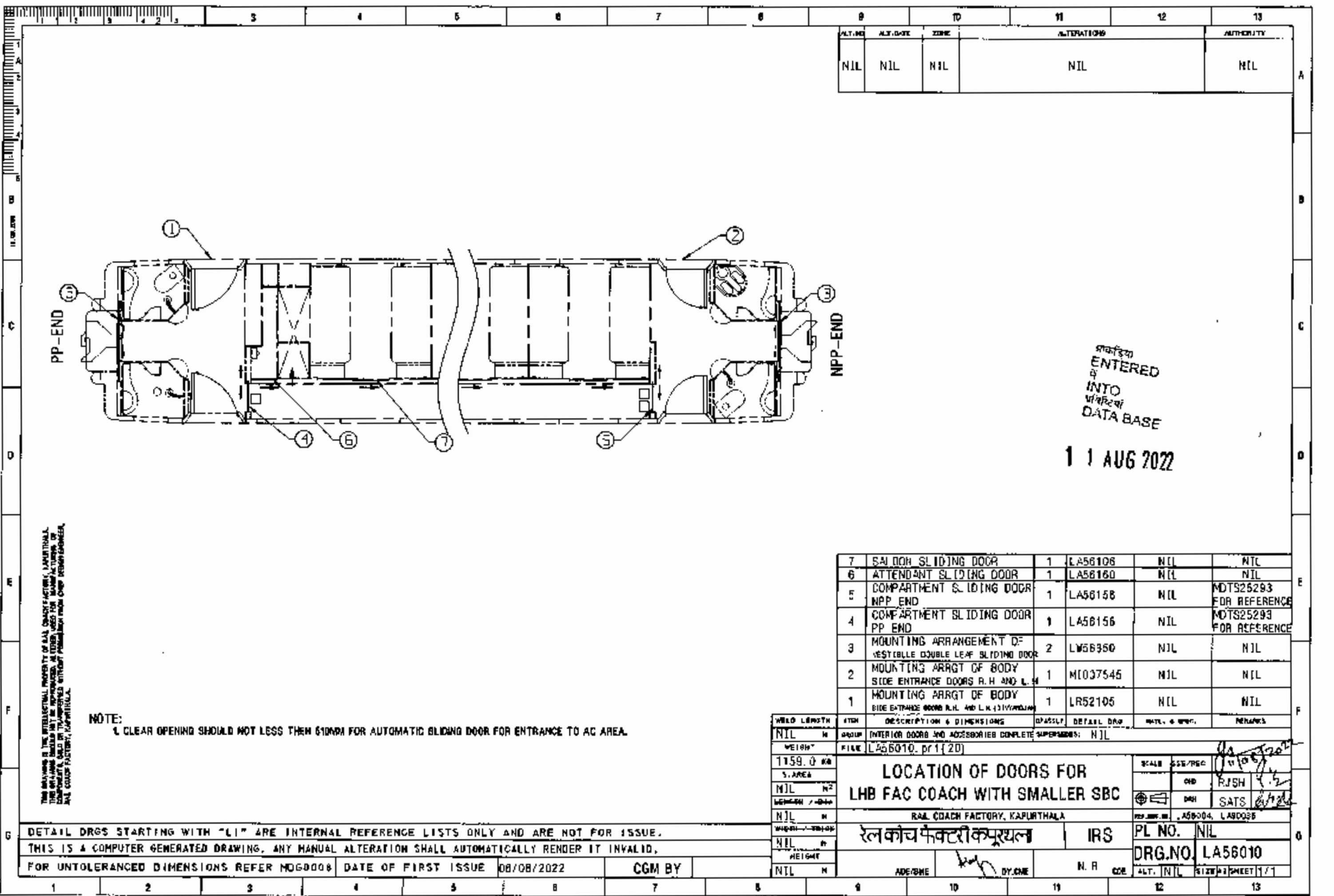
CIRCULATING AIR DUCT MOUNTING
NPP END FOR LHB I-AC CLASS COACH

RAIL COACH FACTORY, KAPURTHALA

रलकोच फैक्टरी कपूरथला

IRS
PL NO. NIL
DRG.NO. LA44507

THIS DRAWING IS THE INTELLECTUAL PROPERTY OF RAIL COACH FACTORY, KAPURTHALA. THIS DRAWING SHOULD NOT BE REPRODUCED, ALTERED, USED FOR MANUFACTURING OF COMPONENTS, SOLD OR TRANSFERRED WITHOUT PERMISSION FROM CHIEF DESIGN ENGINEER, RAIL COACH FACTORY, KAPURTHALA.



ALT. NO.	ALT. DATE	ZONE	ALTERATIONS	AUTHORITY
NIL	NIL	NIL	NIL	NIL

ENTERED
INTO
DATA BASE

11 AUG 2022

THIS DRAWING IS THE INTELLECTUAL PROPERTY OF RAIL COACH FACTORY, KAPURTHALA. THE DRAWING SHALL NOT BE REPRODUCED, COPIED, USED FOR REPRODUCTION OR FOR ANY OTHER PURPOSE WITHOUT PERMISSION FROM RAIL COACH FACTORY, KAPURTHALA.

NOTE:
1. CLEAR OPENING SHOULD NOT LESS THEN 610MM FOR AUTOMATIC SLIDING DOOR FOR ENTRANCE TO AC AREA.

7	SAIDON SLIDING DOOR	1	LA56106	NIL	NTC
6	ATTENDANT SLIDING DOOR	1	LA56160	NIL	NIL
5	COMPARTMENT SLIDING DOOR NPP END	1	LA56158	NIL	NOTS25293 FOR REFERENCE
4	COMPARTMENT SLIDING DOOR PP END	1	LA56156	NIL	NOTS25293 FOR REFERENCE
3	MOUNTING ARRANGEMENT OF VESTIBULE DOUBLE LEAF SLIDING DOOR	2	LW56350	NIL	NIL
2	MOUNTING ARGT OF BODY SIDE ENTRANCE DOORS R.H AND L.H	1	MI037545	NIL	NIL
1	MOUNTING ARGT OF BODY SIDE ENTRANCE DOOR R.H AND L.H (SLIDING)	1	LR52105	NIL	NIL

WELD LENGTH	ITEM	DESCRIPTION & DIMENSIONS	QUANTITY	DETAIL Dwg	MATL. & SPEC.	REMARKS
NIL	M	GROUP	INTERIOR DOORS AND ACCESSORIES COMPLETE SUPERSEDES: NIL			
WEIGHT	FILE	LA56010. pr1 (20)				
1159.0 KG						
S. AREA						
NIL	M ²					
LENGTH	M					
NIL	M					
WIDTH	M					
NIL	M					
HEIGHT	M					
NIL	M					

LOCATION OF DOORS FOR
LHB FAC COACH WITH SMALLER SBC

RAIL COACH FACTORY, KAPURTHALA

रेल कोच फैक्टरी कपूरथला

IRS

SCALE: 1:50

DATE: 11/08/2022

BY: RJSH

CHECKED: SATS

PL NO. NIL

DRG. NO. LA56010

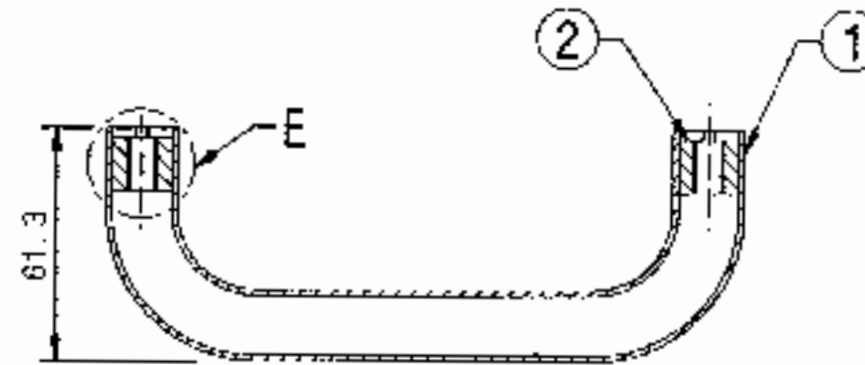
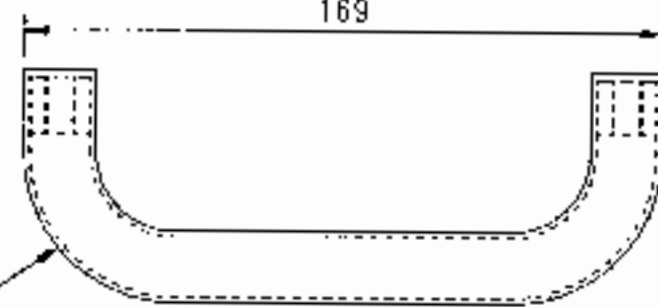
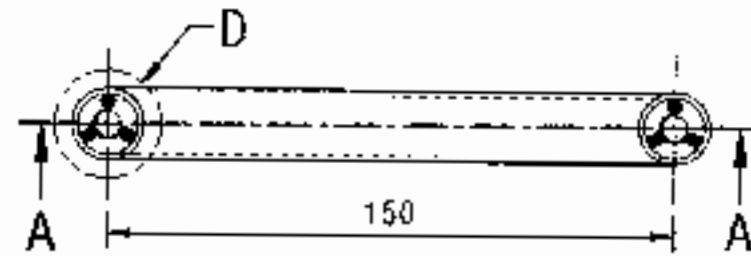
ALT. NIL

SIZE: A3

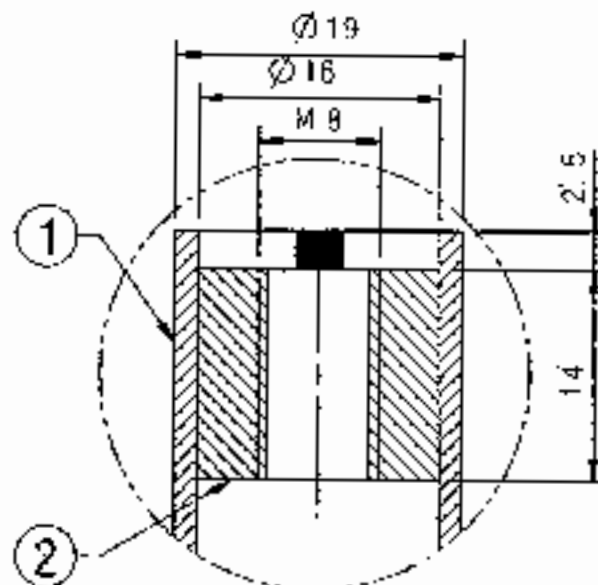
SHEET: 1/1

DETAIL DRGS STARTING WITH "LI" ARE INTERNAL REFERENCE LISTS ONLY AND ARE NOT FOR ISSUE.
THIS IS A COMPUTER GENERATED DRAWING. ANY MANUAL ALTERATION SHALL AUTOMATICALLY RENDER IT INVALID.
FOR UNTOLERANCED DIMENSIONS REFER MOG0008

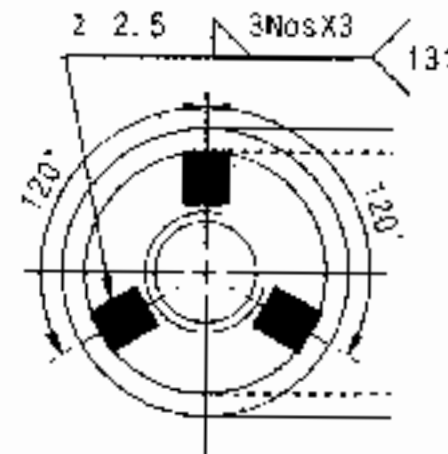
DATE OF FIRST ISSUE	08/08/2022	CGM BY	
---------------------	------------	--------	--



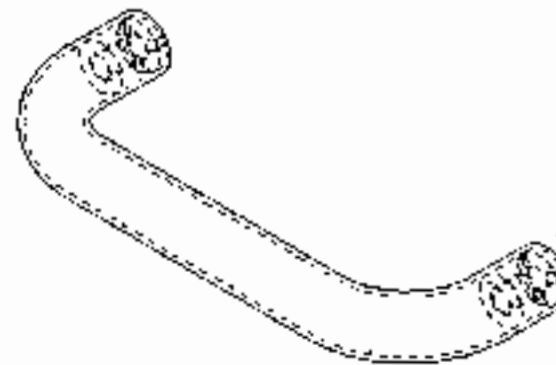
SECTION A-A



DETAIL AT E
SCALE 2:1



DETAIL AT D
SCALE 2:1



ISO VIEW
(FOR REF. ONLY)

NOTE:-

1. STAINLESS STEEL ELECTRODE OF SAME COMPOSITION AS PER TABLE-3 OF RDSO/SPEC. C-K201 TO BE USED FOR WELDING.
2. WELDED AREA OF STAINLESS STEEL ITEMS SHOULD BE PICKLED & PASSIVATED BEFORE SURFACE FINISH.
3. THIS STAINLESS STEEL ASSY SHOULD HAVE DULL SATIN FINISH, NO.6 TO IS: 6911-1992.
4. THIS ITEM IS TO BE USED INSIDE THE COACH. IT SHOULD HAVE AN ELEGANT FINISH AND THERE SHALL BE NO PITTING/CORROSION MARKS ON THE SURFACE. THERE SHALL BE NO SHARP EDGES ON THE OUTSIDE SURFACE AND CORNERS.

ALT. NO.	ALT. DATE	ZONE	ALTERATIONS	AUTHORITY
NIL	NIL	NIL	NIL	NIL

अनुमोदित
Enteroc
मे
1910
प्रतिष्ठित को
Date Box

19 AUG 2009

2	BUSH ϕ 15 X 14	2	NIL	IS: 1367 PART-14/SEC-2	GRADE-A2-70
1	STAINLESS STEEL SEAMLESS TUBE	1	LA56135	NIL	NIL

WELD LENGTH	ITEM	DESCRIPTION & DIMENSIONS	WELDING	DETAIL DRG	WELD. & SPEC.	REMARKS
NIL	M	GROUP	INTERIOR DOORS & ACCESSORIES COMPLETE	SUPPLIES: NIL		
WEIGHT	FILE	1056134.prt 130				
0.128	KG					
S. AREA						
NIL	M2					
LENGTH / DIA						
0.169	M					
WIDTH / THICK						
NIL	M					
HEIGHT						
0.0613	M					

HANDLE TUBE ASSEMBLY (R.H.)

RAIL COACH FACTORY, KAPURTHALA

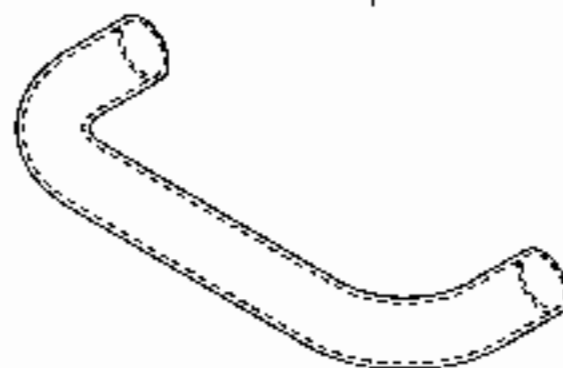
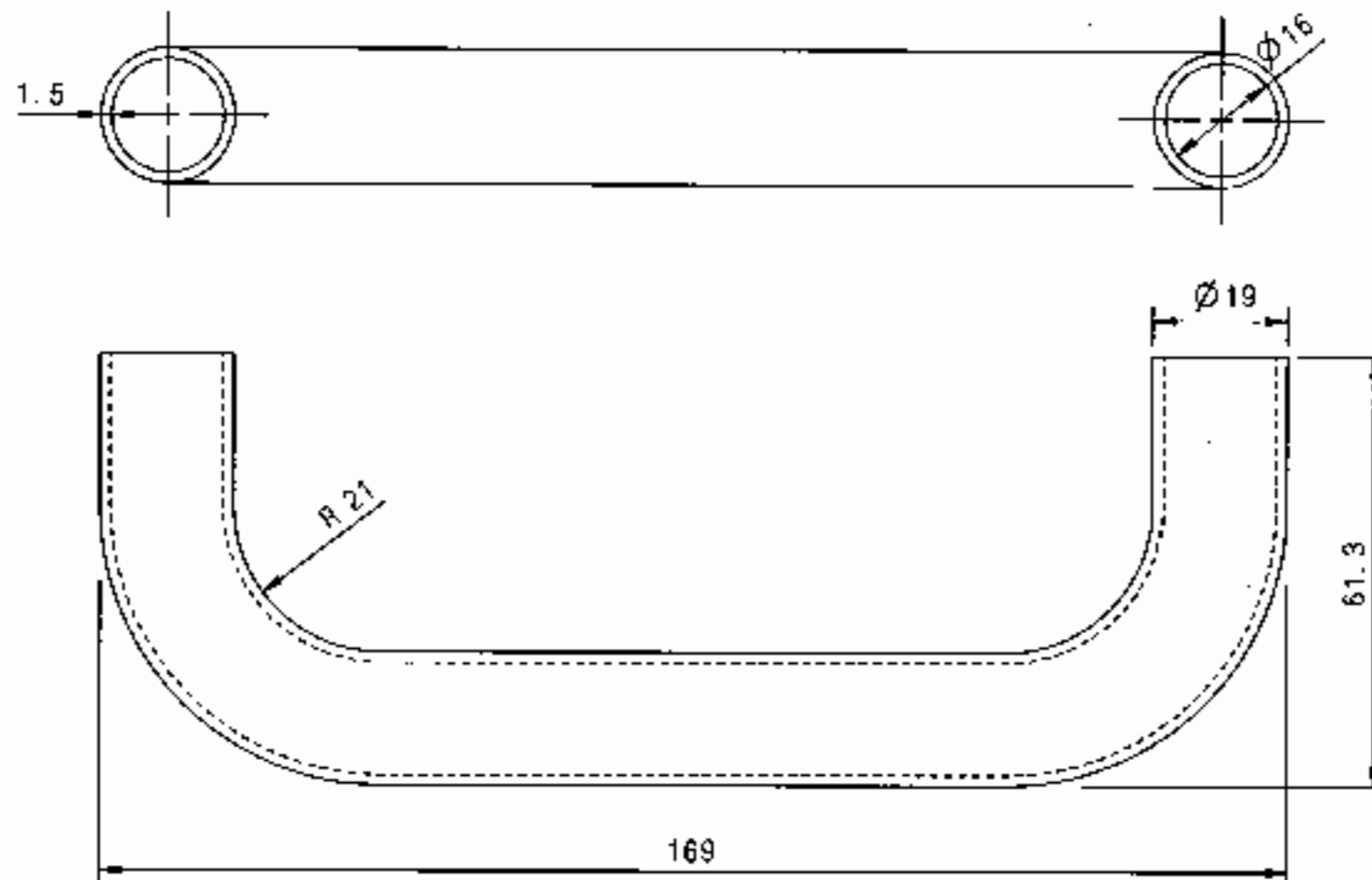
INDIAN RAILWAYS STANDARD

SCALE	1:2	DATE	19/08/09
BY	CHD	CHKD	MMWD
APPD	CHD	PRSH	CHD
PL NO.	NIL	ORG. NO.	LA56134
ALT.	NIL	SIZE	A3
SHEET	1	TOTAL	1

DETAIL DRGS STARTING WITH "LI" ARE INTERNAL REFERENCE LISTS ONLY AND ARE NOT FOR ISSUE.

THIS IS A COMPUTER GENERATED DRAWING. ANY MANUAL ALTERATION SHALL AUTOMATICALLY RENDER IT INVALID.

FOR UNTOLERANCED DIMENSIONS REFER MDG0008 DATE OF FIRST ISSUE 11/08/2009 CGM BY



ISO VIEW
(FOR RFE. ONLY)

ALT. NO.	ALT. DATE	ZONE	ALTERATIONS	AUTHORITY
NIL	NIL	NIL	NIL	NIL

NIL	STAINLESS SEAMLESS TUBE Ø= Ø 19X1.5 THICK X 227.4	NIL	NIL	A(S):316L	NIL
WELD LENGTH	BYDN	DESCRIPTION & DIMENSIONS	GRASSLY	DETAIL DRG	REMARKS
NIL	M	GROUP	INTERIOR DOORS & ACCESSORIES COMPLETE	SUPERSEDES	NIL
WEIGHT	FILE	1a56135.prt (3D)			
0.1504 KG					
S. AREA					
NIL	m ²				
LENGTH / -PDA					
0.169 M					
WIDTH / THICK					
0.0015 M					
HEIGHT					
0.0613 M					

STAINLESS STEEL SEAMLESS TUBE

RAIL COACH FACTORY, KAPURTHALA

INDIAN RAILWAYS STANDARD

SCALE	1:1	QMS	MMO	PRSH	19.08.09
PL NO.	NIL				
DRG. NO.	LA56135				
ALT.	NIL				

DETAIL DRGS STARTING WITH "LI" ARE INTERNAL REFERENCE LISTS ONLY AND ARE NOT FOR ISSUE.

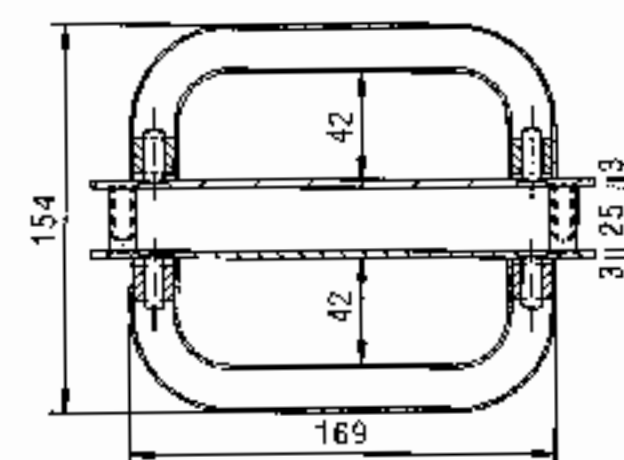
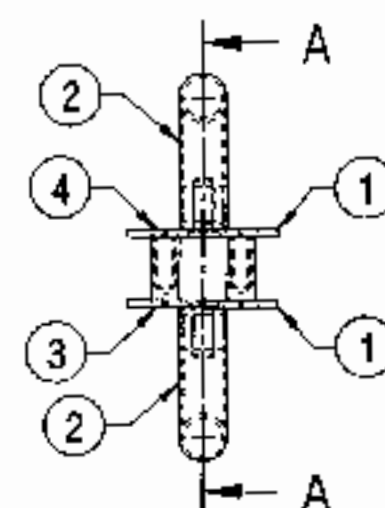
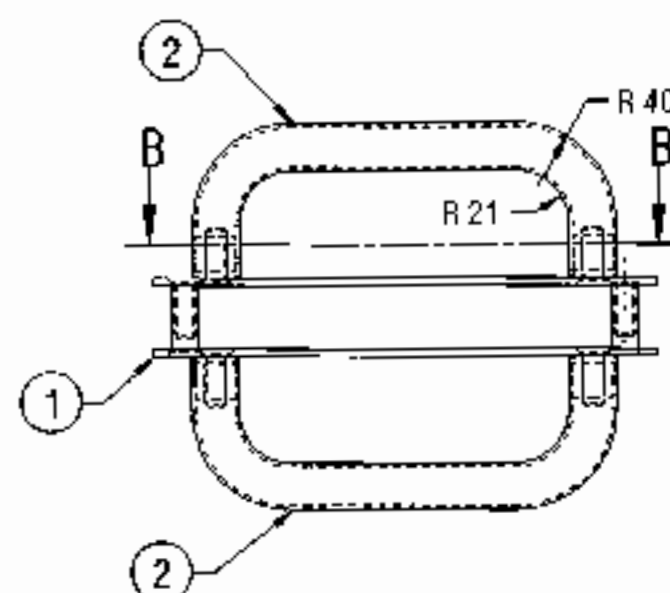
THIS IS A COMPUTER GENERATED DRAWING. ANY MANUAL ALTERATION SHALL AUTOMATICALLY RENDER IT INVALID.

FOR UNTOLERANCED DIMENSIONS REFER MDG0008 DATE OF FIRST ISSUE 11/08/2009

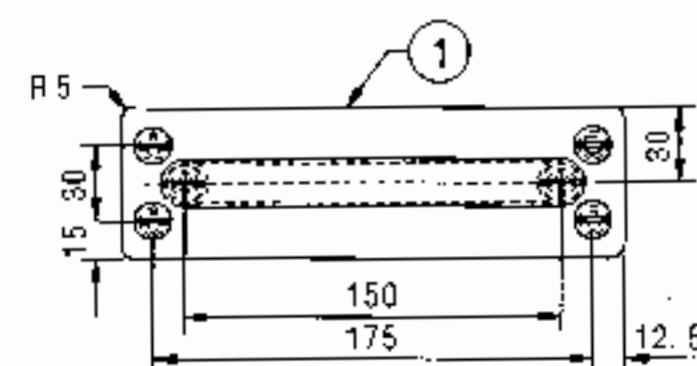
CGM BY 11/08/2009

NR CDE

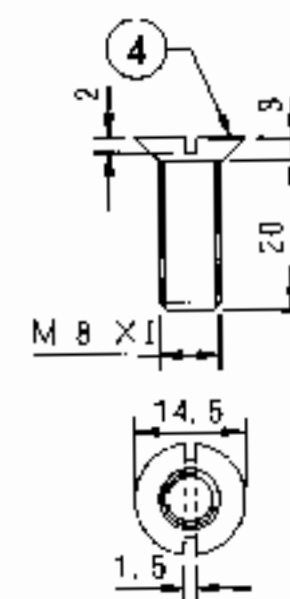
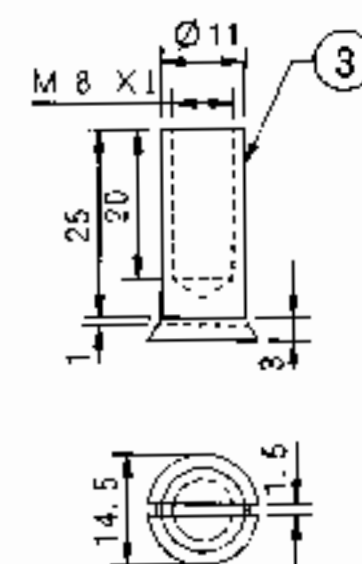
ALT.NO	ALT.DATE	ZONE	ALTERATIONS	AUTHORITY
0	02/11/2022	ALL	1. DRG REVISED AND VIEW UPDATED ACCORDINGLY.	DIC MD220057



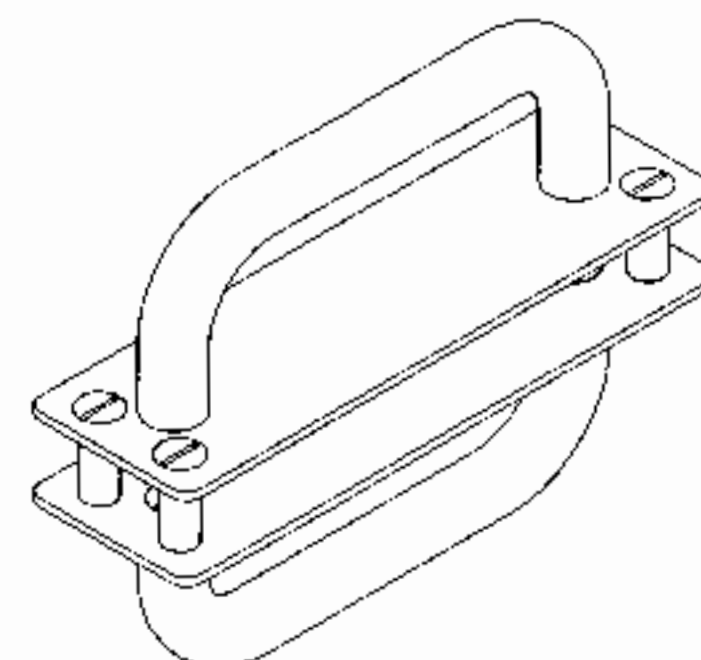
SECTION A-A



SECTION B-B



SECTION C-C
SCALE 1:2




ISO VIEW
(FOR REF. ONLY)

NOTE:

1. THIS STAINLESS STEEL ASSEMBLY SHOULD HAVE DULL SATIN FINISH, NO.6 TO IS:6911-1992.
2. THIS ITEM IS TO BE USED INSIDE THE COACH. IT SHOULD HAVE AN ELEGANT FINISH AND THERE SHALL BE NO PITTING/CORROSION MARKS ON THE SURFACE. THERE SHALL BE NO SHARP EDGES ON THE OUTSIDE SURFACE AND CORNERS.
3. APPROVED BRAND THREAD LOCKING COMPOUND (PREFERABLE LOCTITE) SHALL BE APPLIED ON THREADS OF SCREW ITEMS SO AS THESE ITEMS SHOULD NOT GET LOOSE IN SERVICE.
4. CSK HOLES ON THE BASE PLATE SHOULD BE MATCHED WITH CSK OF SCREW MALE AND SCREW FEMALE.

शोधित
ENTERED
IN
INTO
प्रविष्टि
DATA BASE

04 NOV 2022

4	SCREW MALE FOR HANDLE	8	NIL	AISI 304	NIL			
3	SCREW FEMALE FOR HANDLE	4	NIL	AISI 304	NIL			
2	HANDLE TUBE ASSEMBLY	2	LA56134	NIL	NIL			
1	BASE PLATE 136X200	2	NIL	AISI 304	NIL			
WELD LENGTH	ITEM	DESCRIPTION & DIMENSIONS	OPASSLY	DETAIL DRG	MATL. & SPEC.	REMARKS		
NIL	M	GROUP	INTERIOR DOORS & ACCESSORIES COMPLETE					
WEIGHT	FILE	1a56140.prt (301)						
1.000	KG	SALOON SLIDING DOOR HANDLE				SCALE	SSE/REG	DATE
S. AREA						1:2	CHD	RUSH
NIL	M ²						DRN	SATS
LENGTH / DIA								
NIL	M	RAIL COACH FACTORY, KAPURTHALA				REF.DRG.NO.	NIL	
WIDTH / THICK		रेल कोच फैक्टरी कपूरथला		IRS	PL NO.	NIL		
NIL	M				DRG.NO.	LA56140		
HEIGHT					ALT.	<input type="checkbox"/>	SIZE A2 SHEET 1	
NIL	M				CDE			

SALOON SLIDING DOOR HANDLE

RAIL COACH FACTORY, KAPURTHALA

रेल कोच फैक्टरी कपूरथला

IRS

PL NO.

NIL

DRG.NO. LA56140

ALT. 0 SIZE 42 SHEET 1/1

DETAIL DRGS STARTING WITH "LI" ARE INTERNAL REFERENCE LISTS ONLY AND ARE NOT FOR ISSUE

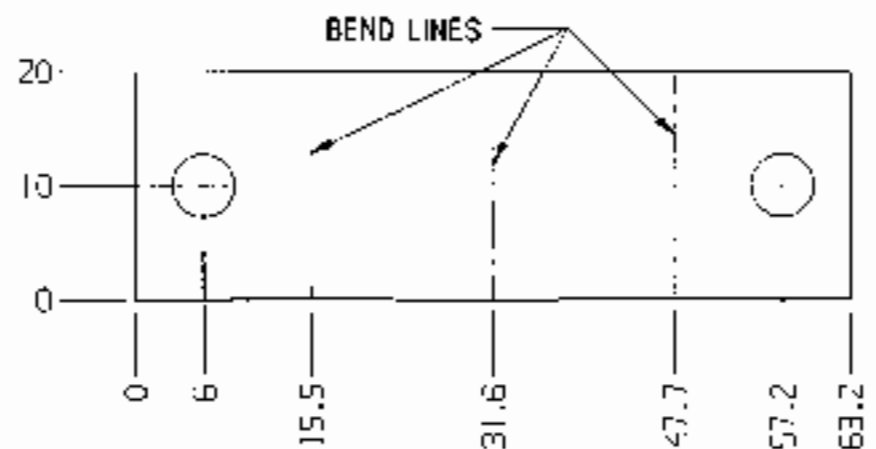
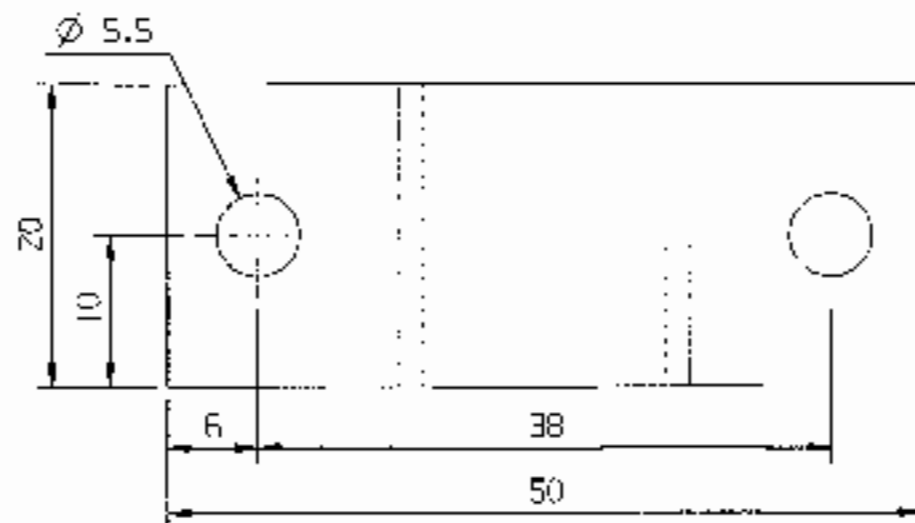
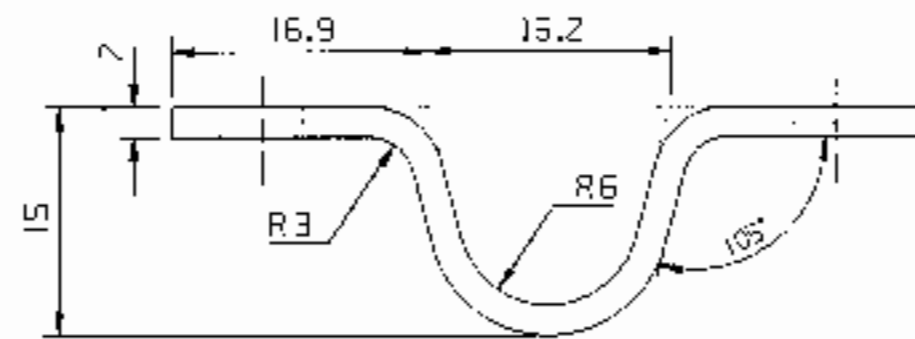
ANY MANUAL ALTERATION SHALL AUTOMATICALLY RENDER THIS DRAWING INVALID.

FOR UNTOLERANCED DIMENSIONS REFER MDG0008

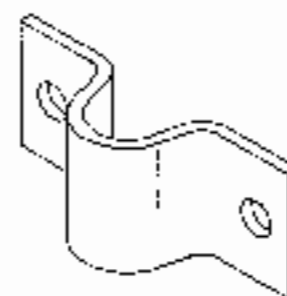
DATE OF FIRST ISSUE

11/08/2009

CGM BY



DEVELOPED VIEW
(FOR REFERENCE ONLY)



ISO VIEW
(FOR REFERENCE ONLY)

ALT. NO.	ALT. DATE	ZONE	ALTERATIONS	AUTHORITY
1	29/08/2014	ALL	1. DRG. REVISED AND TITLE OF DRG. WAS ANGLE FOR TOWER BOLT.	BY ONE/DI A

THIS DRAWING IS THE INTELLECTUAL PROPERTY OF RAIL COACH FACTORY, KAPURTHALA. IT IS NOT TO BE REPRODUCED, ALTERED, COPIED OR TRANSMITTED IN ANY FORM OR BY ANY MEANS, ELECTRONIC OR MECHANICAL, INCLUDING PHOTOCOPYING, RECORDING, OR BY ANY INFORMATION STORAGE AND RETRIEVAL SYSTEM, WITHOUT PERMISSION FROM THE DESIGN ENGINEER, RAIL COACH FACTORY, KAPURTHALA.

Entered
by
Into
प्रविष्टि का
Date By

30 AUG 2014

NIL	SOCKET 2X20X64	NIL	NIL	RCBS. SPEC: C-K201	XZC-N112
WELD LENGTH	ITEM	DESCRIPTION & DIMENSIONS	APPLY	DETAIL DRG	REMARKS
NIL	M	GROUP	INTERIOR DOORS & ACCESSORIES COMPLETE	SUPERSEDES: LA56144 AL-N	
WEIGHT	FILE	LA561440.dwg 13D1			
0.020	KO				
S. AREA					
NIL	P7				
LENGTH / DIA					
NIL	M				
WIDTH / THICK					
NIL	M				
WEIGHT					
NIL	P				

SOCKET FOR TOWER BOLT

RAIL COACH FACTORY, KAPURTHALA

रेल कोच फैक्टरी कपूरथला

IRS

PL NO. NIL

DRG. NO. LA56144

N.R.

ALT. C1

SIZE A3 SHEET 1/1

DETAIL DRGS STARTING WITH "LI" ARE INTERNAL REFERENCE LISTS ONLY AND ARE NOT FOR ISSUE.

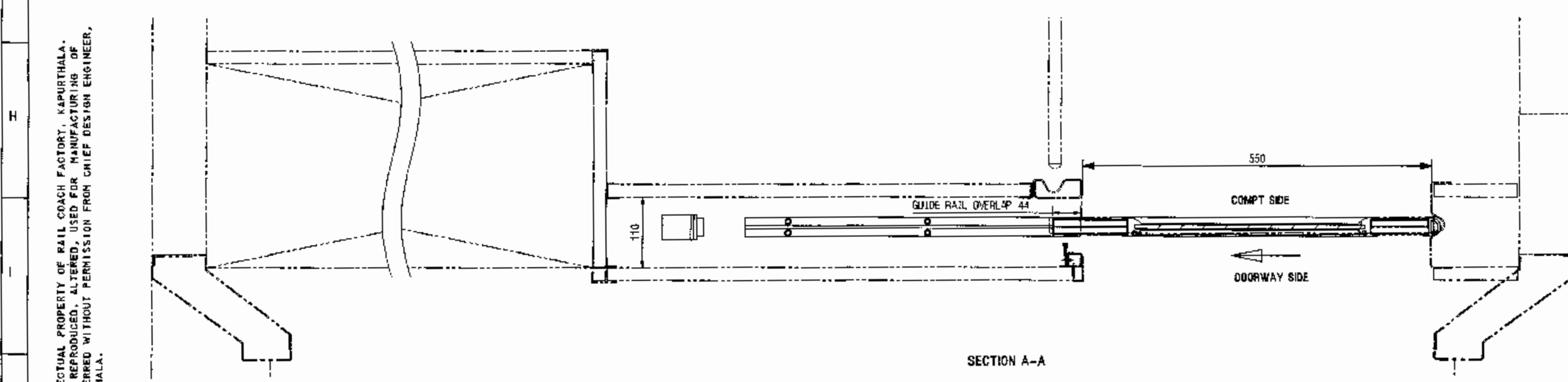
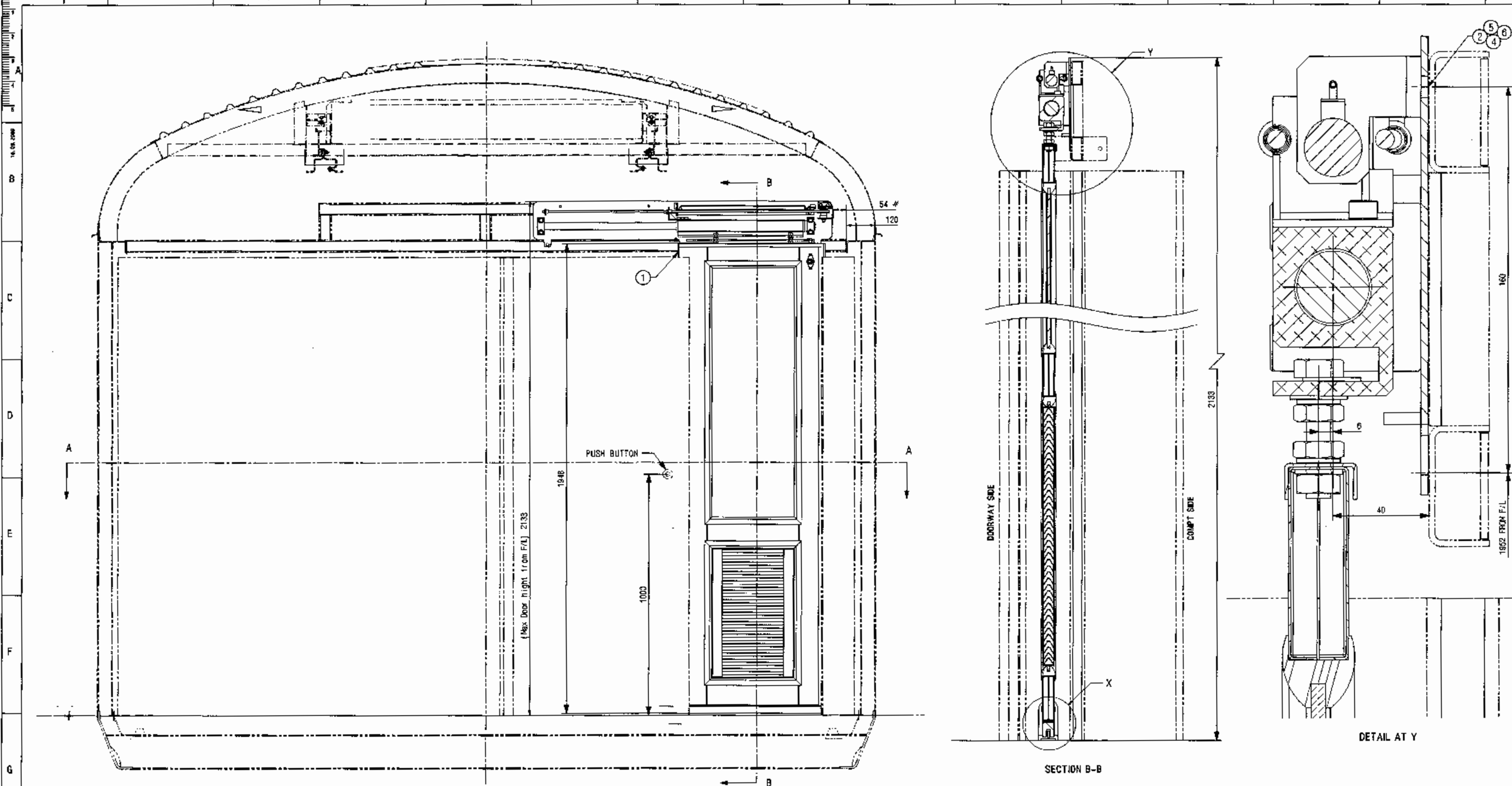
THIS IS A COMPUTER GENERATED DRAWING. ANY MANUAL ALTERATION SHALL AUTOMATICALLY RENDER IT INVALID.

FOR UNTOLERANCED DIMENSIONS REFER MDG0008

DATE OF FIRST ISSUE 19/08/2011

CGM BY

29/08/14



NOTE:
1. DIMENSION MARKED # MAY VARY TO ADJUST DOOR FITMENT.
2. COMPARTMENT DOOR SHOULD HAVE PROVISION FOR INTERLINKING DOOR CONTROL UNIT WITH FIRE & SMOKE DETECTION SYSTEM. IN THE EVENT OF ANY FIRE DETECTION ALARM, THE DOOR SHOULD COME INTO OPEN POSITION AUTOMATICALLY UNTIL RESET OF FIRE & SMOKE DETECTION SYSTEM.
3. SUITABLE PUSH BUTTON NOTICE STICKER TO BE PROVIDED BY SUPPLIER.
4. ONLY THE FIRST SUPPLY OF FIRM, PILOT SAMPLE TO BE GOV. APPROVED BY DESIGN OFFICE BEFORE BULK SUPPLY IS MADE.
5. APPROPRIATE DRILLING, TAPPING AND CUTTING SHALL BE DONE TO SUIT AT SITE.
6. IN CASE OF FAILURE OF ELECTRICAL SUPPLY, THE DOOR SHOULD WORK AS MANUAL OPENING MANUAL CLOSING DOOR. THIS MEANS THAT IN SUCH CASE DOOR SHOULD OPENED MANUALLY WITH 8.0KG /80N FORCE (MAX), AND CLOSED BY APPLYING 8.0KG /80N FORCE (MAX).

ANY MANUAL ALTERATION SHALL AUTOMATICALLY RENDER THIS DRAWING INVALID.										DETAIL DROGS STARTING WITH "LI" ARE INTERNAL REFERENCE LISTS ONLY AND ARE NOT FOR ISSUE.									
FOR UNTOLERANCED DIMENSIONS REFER MDG0008										DATE OF FIRST ISSUE									
										18/06/2022									
										CGM BY									
										13									
										14									
										15									
										16									
										17									
										18									
										19									

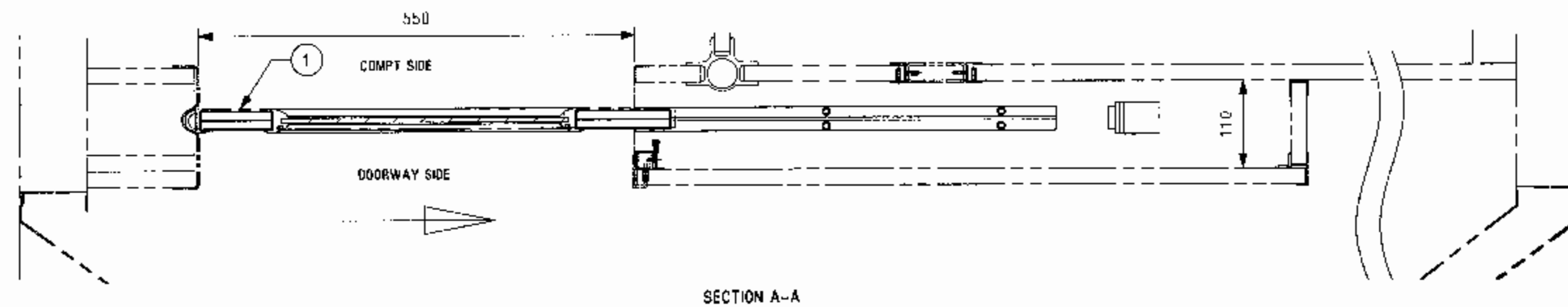
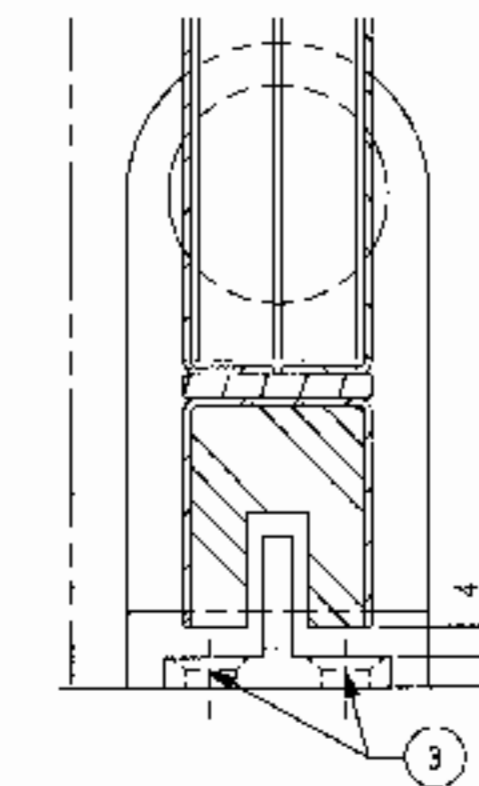
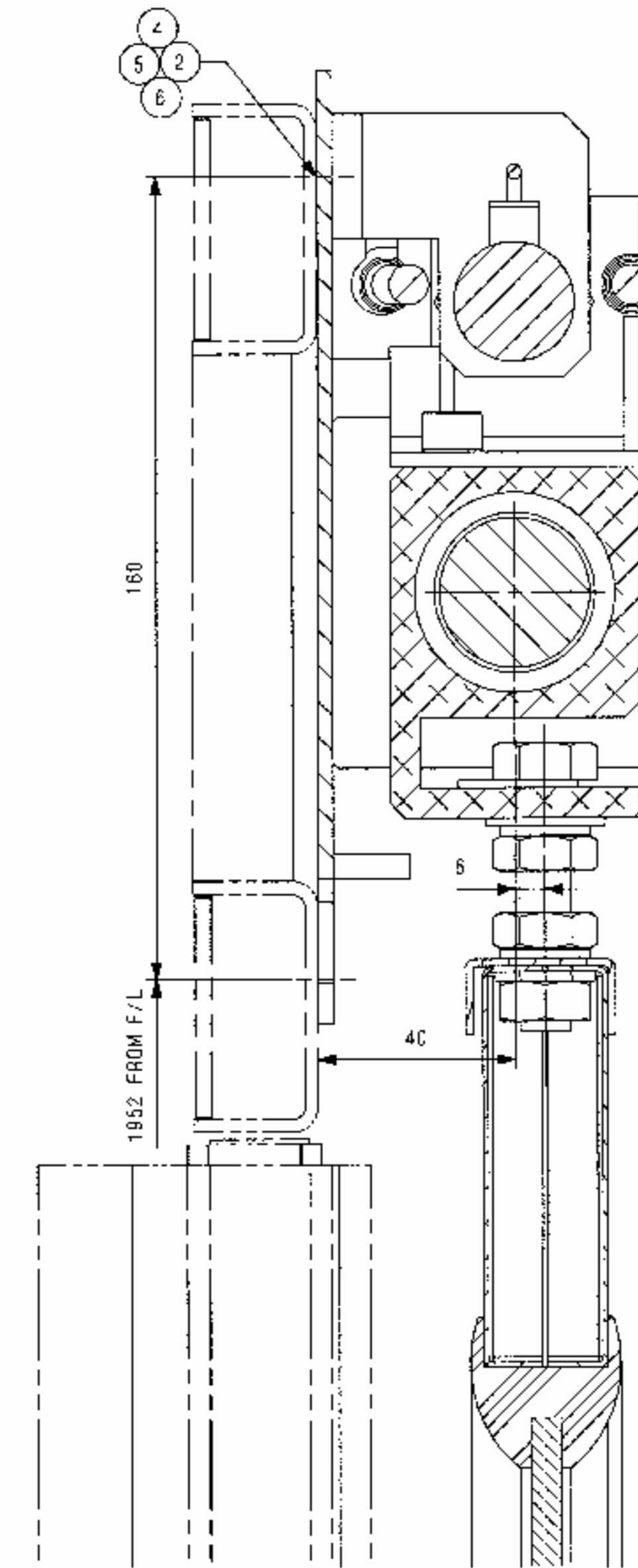
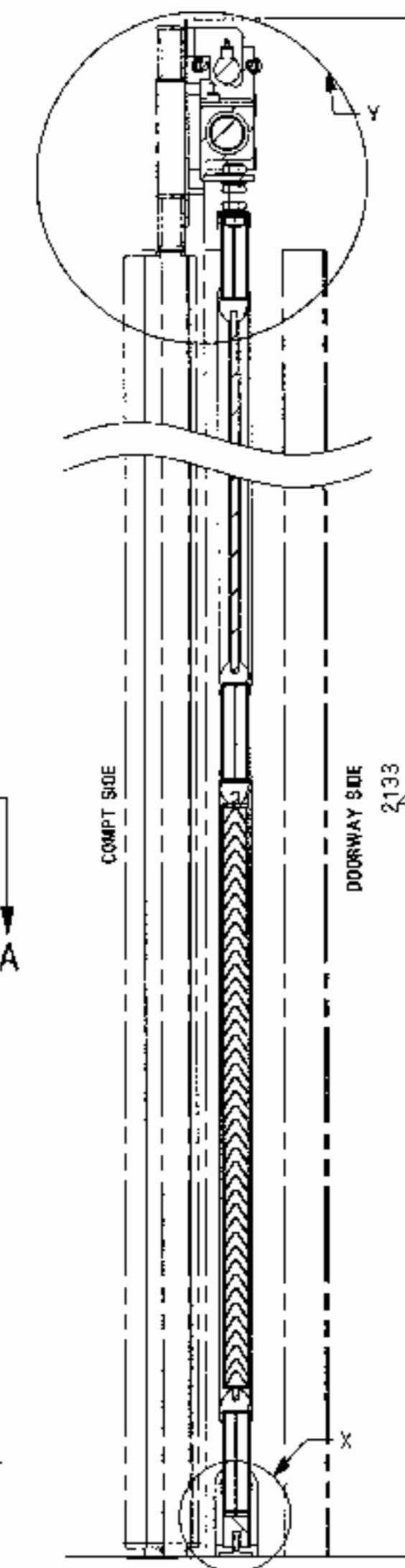
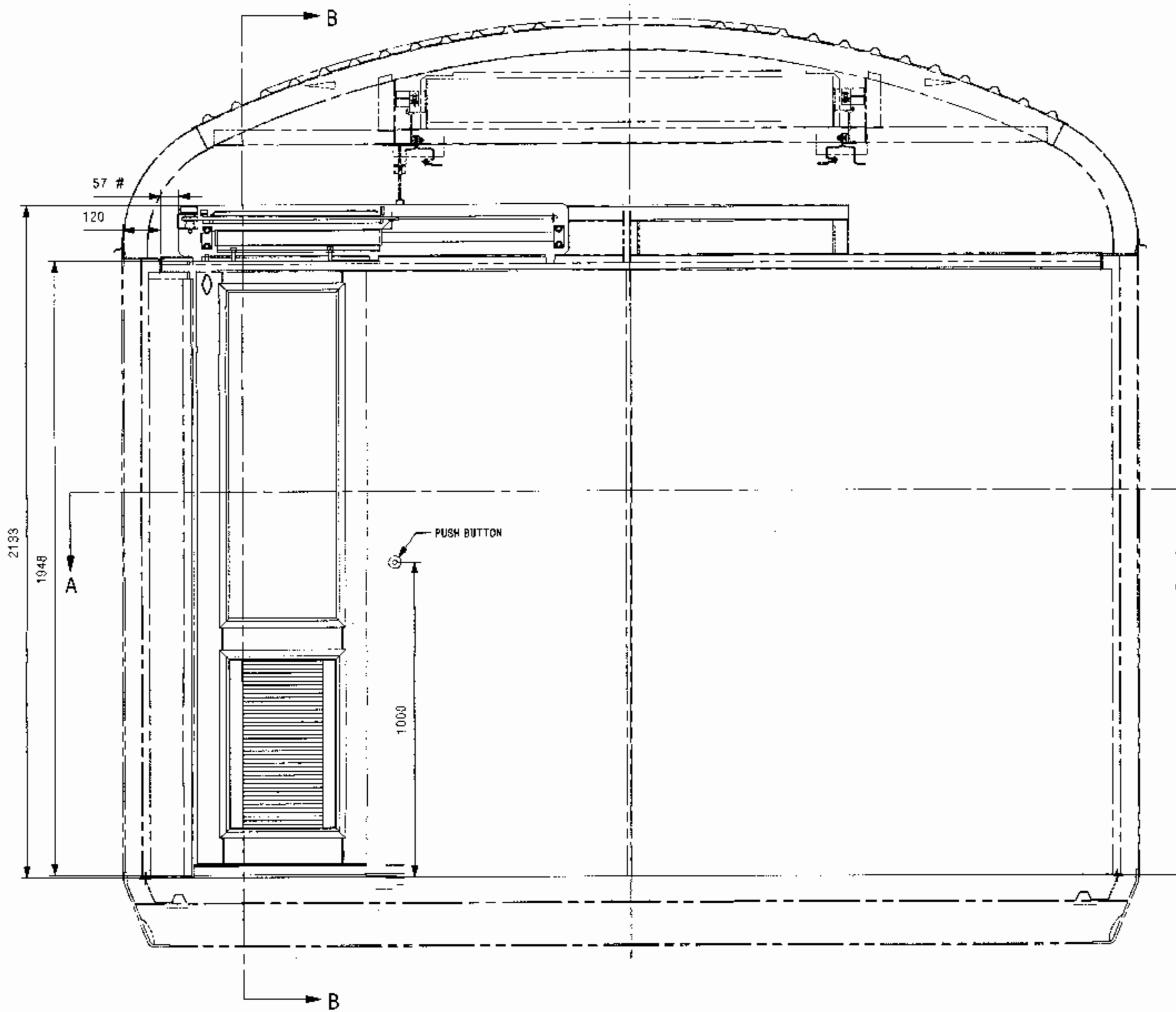
ALT. NO.	ALT. DATE	ZONE	ALTERATIONS	AUTHORITY
1	18/04/2023	ALL	1. NOTE-2 MODIFIED AND NOTE-6 ADDED.	DY. CME/D-11

ENTERED				
21 MAR 2023				

6	STAINLESS STEEL NYLOC NUT M8 (A2-70 TO IS: 1367 PT. 14)	6	LIHWSS08	IS: 7002-1981 DIN982	ITEM-8
5	SPRING WASHER B8	6	LIHW09	IS: 3063-1994	ITEM-20
4	STAINLESS STEEL MACHINE WASHER A8.4 (A2-70 TO IS: 1367 PT. 14)	6	LIHWSS09	IS: 2016-1987 DIN 125	ITEM-7
3	STAINLESS STEEL SLTD CSK HD TAPP. SCREW ST-4.2X26-0 (A2-70 TO IS: 1367 PT. 14)	6	LIHW03	IS: 7170-1989 STEEL	ITEM-30
2	STAINLESS STEEL HEX HEAD SCREW ISO: 4017-M8X25A2-70	6	LIHWSS01	IS: 1364 PT. 1-02 CE	NIL
1	FULLY AUTO SLIDING DOOR FOR ENTRANCE TO PASSENGER AREA	1	LA56157	NIL	NIL
WELD LENGTH					ITEM
NIL					M
WEIGHT					FILE
NIL					KG
S. AREA					M ²
NIL					M ²
LENGTH					M
NIL					M
WIDTH/THICK.					M
NIL					M
HEIGHT					M
NIL					M
ADE/SME					DY. CME
CDE					ALT.
1					SIZE (A) SHEET (1/1)

MOUNTING ARRANGEMENT OF FULLY AUTOMATIC SLIDING DOORS FOR ENTRANCE TO PASSENGER AREA OF FAC COACH (PP END)				SCALE	SSE/REC	DATE
RAIL COACH FACTORY, KAPURTHALA				NTS	CHD	RJS
REL कोच फैक्टरी कपूरथला				DNN	LNSR	18/04/23
IRS				PL NO.	NIL	
DRG. NO. LA56156				REF. DRG. NO.	LA56109	

ALT. NO.	ALT. DATE	ZONE	ALTERATIONS	AUTHORITY
8	8/34/2023	ALL	1. NOTE-2 MODIFIED AND NOTE-6 ADDED.	BY CMF/D-II



- NOTE:
1. DIMENSION MARKED # MAY VARY TO ADJUST DOOR FITMENT.
 2. COMPARTMENT DOOR SHOULD HAVE PROVISION FOR INTERLINKING DOOR CONTROL UNIT WITH FIRE & SMOKE DETECTION SYSTEM. IN THE EVENT OF ANY FIRE DETECTION ALARM, THE DOOR SHOULD COME INTO OPEN POSITION AUTOMATICALLY UNTIL RESET OF FIRE & SMOKE DETECTION SYSTEM.
 3. SUITABLE PUSH BUTTON NOTICE STICKER TO BE PROVIDED BY SUPPLIER.
 4. ONLY THE FIRST SUPPLY OF FIRM, PILOT SAMPLE TO BE GOI APPROVED BY DESIGN OFFICE BEFORE BULK SUPPLY IS MADE.
 5. APPROPRIATE DRILLING, TAPPING AND CUTTING SHALL BE DONE TO SUIT AT SITE.
 6. IN CASE OF FAILURE OF ELECTRICAL SUPPLY, THE DOOR SHOULD WORK AS MANUAL OPENING MANUAL CLOSING DOOR. THIS MEANS THAT IN SUCH CASE DOOR SHOULD OPENED MANUALLY WITH 8.0KG /80N FORCE (MAX), AND CLOSED BY APPLYING 8.0KG /80N FORCE (MAX).

ENTERED
INTD
E N A BASE
21 MAR 2023

6	STAINLESS STEEL NYLOC NUT M8 (A2-70 TO IS: 1367 PT. 14)	6	LTH-WSS08	IS: 7007-1991 DIN932	ITEM-8
5	SPRING WASHER B8	6	LTH-W03	IS: 3053-1994	ITEM-20 COATING TO METE OUT
4	STAINLESS STEEL MACHINE WASHER A8.4 (A2-70 TO IS: 1367 PT. 14)	6	LTH-WSS09	IS: 2016-1967 DIN 125	ITEM-1
3	STAINLESS STEEL SLTD CSK HD TAPP SCREW ST-4 2X25-C-1 (A2-70 TO IS: 1367 PT. 14)	6	LTH-W03	IS: 7170-1996 STEEL	ITEM-30 COATING TO METE OUT
2	STAINLESS STEEL HEX HEAD SCREW ISO: 4017-MB X25 A2-70	6	LTH-WSS01	IS: 1364 PT. 1-C2 CE	NIL
1	FULLY AUTO SLIDING DOOR FOR ENTRANCE TO PASSENGER AREA	1	LA56159	NIL	NIL

WELD LENGTH	ITEM	DESCRIPTION & DIMENSIONS	QPASSLY	DETAIL DRG	MATL. & SPEC.	REMARKS
NIL	M	GROUP: INTERIOR DOORS AND ACCESSORIES COMPLETE	SUPERSEDES: LA56158	ALT NIL		
WEIGHT	FILE	LA56158a.pr1 (30)				
NIL	KG					
S. AREA						
NIL	M2					
LENGTH/HT						
NIL	M					
WIDTH/THICK.						
NIL	M					
HEIGHT						
NIL	M					

MOUNTING ARRANGEMENT OF FULLY AUTOMATIC SLIDING DOORS FOR ENTRANCE TO PASSENGER AREA OF FAC COACH (NPP END)

RAIL COACH FACTORY, KAPURTHALA

रेलकोच फैक्टरी कपूरथला

IRS

PL NO. NIL

DRG. NO. LA56158

ANY MANUAL ALTERATION SHALL AUTOMATICALLY RENDER THIS DRAWING INVALID.

DETAIL DRGS STARTING WITH "LI" ARE INTERNAL REFERENCE LISTS ONLY AND ARE NOT FOR ISSUE.

FOR UNTOLERANCED DIMENSIONS REFER MDG0008

DATE OF FIRST ISSUE

18/05/2022

CGM BY

AGE/SME

BY CMF

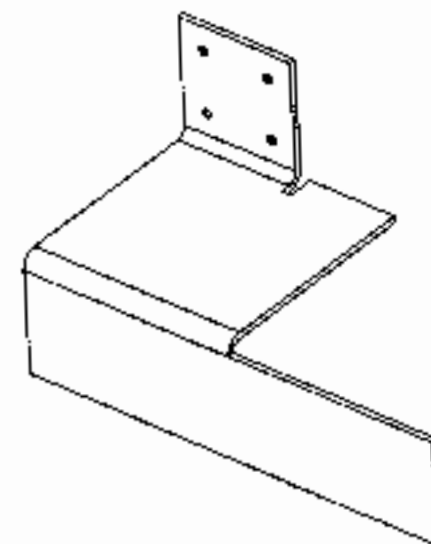
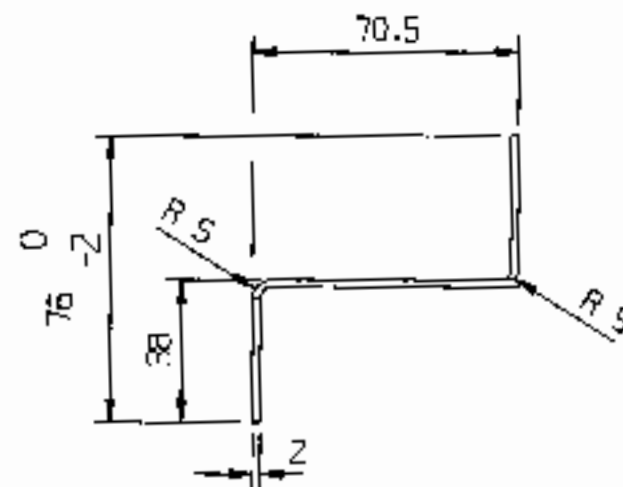
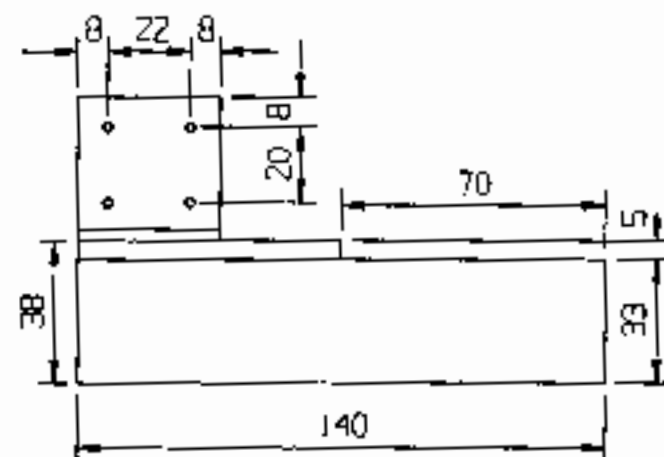
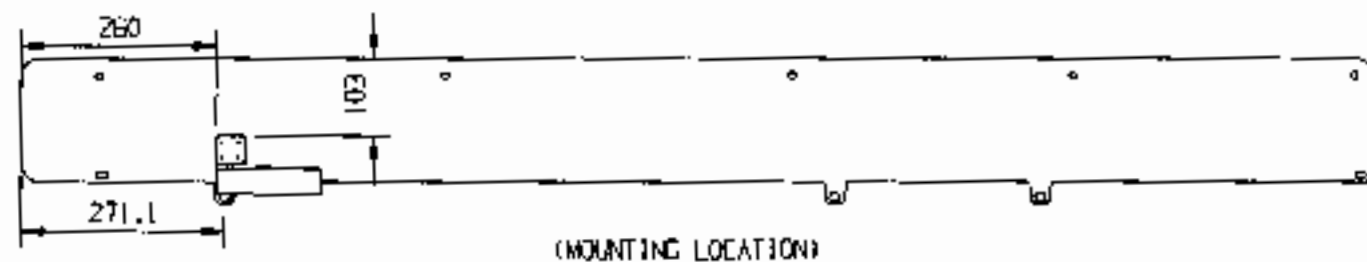
CDE

ALT.

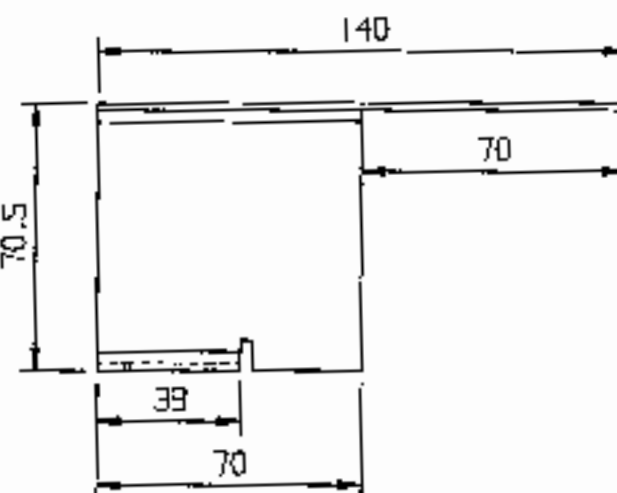
Z

SIZE

1/1



ISO VIEW
(FOR REFERENCE ONLY)



NOTE:

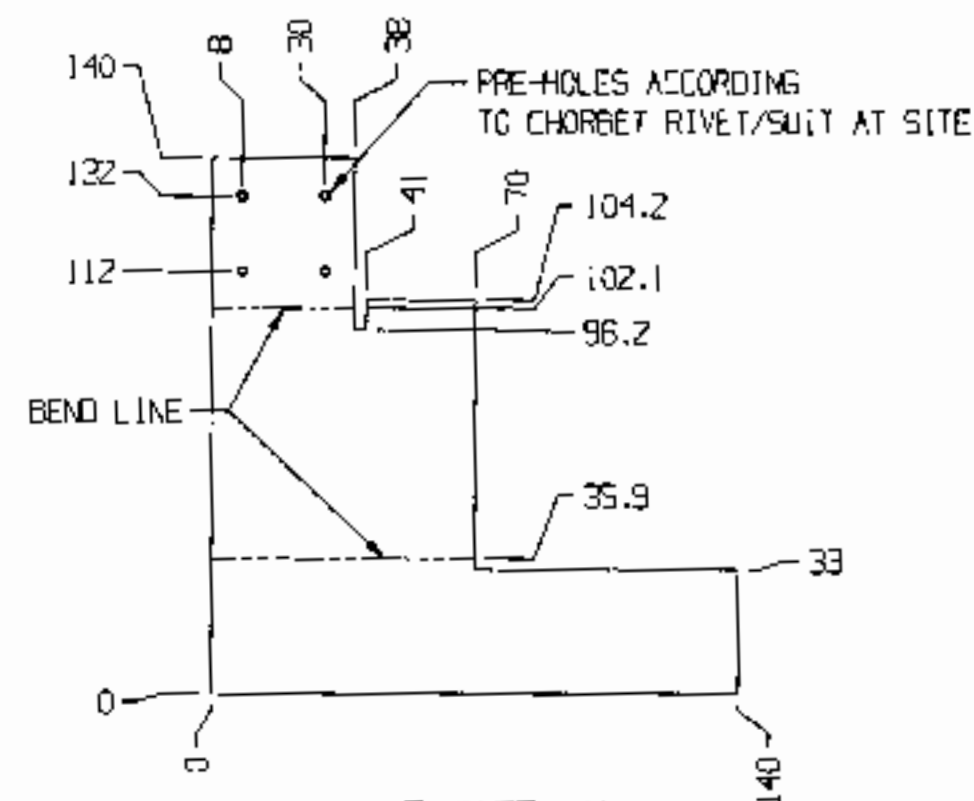
1. ALL SHARP EDGES AND CORNERS SHALL BE ROUNDED OFF.
2. COMPONENT TO BE BRUSHED SURFACE FINISH.
3. ALTERNATE MATERIAL AISI-304 MAY BE USED.

DETAIL DRGS STARTING WITH "LI" ARE INTERNAL REFERENCE LISTS ONLY AND ARE NOT FOR ISSUE.

THIS IS A COMPUTER GENERATED DRAWING. ANY MANUAL ALTERATION SHALL AUTOMATICALLY RENDER IT INVALID.

FOR UNTOLERANCED DIMENSIONS REFER MOG0008 DATE OF FIRST ISSUE 12/04/2024 CGM BY

ALT. NO.	ALT. DATE	ZONE	ALTERATIONS	AUTHORITY
NIL	NIL	NIL	NIL	NIL



FLAT PATTERN
(FOR REFERENCE ONLY)

प्र.कडिय
ENTERED
मे
INTO
प्रविष्टि
DATA BASE
24 APR 2024

NIL SHEET 2X140X140 NIL NIL PDSO/SPEC. A:51 304
C-H201, 300Y/N11

WELD LENGTH	ITEM	DESCRIPTION & DIMENSIONS	OPASER	DETAIL DRG	MATL. & SPEC.	REMARKS
NIL	M	GROUP				
WEIGHT	FILE	DOOR (30)				
NIL	KG					
S. AREA						
NIL	mm ²					
LENGTH / DIA						
NIL	mm					
WIDTH - SIDE						
NIL	mm					
WEIGHT						
NIL	mm					

LOCKING SHEET

RAIL COACH FACTORY, KAPURTHALA

रेल कोच फैक्टरी कपूरथला

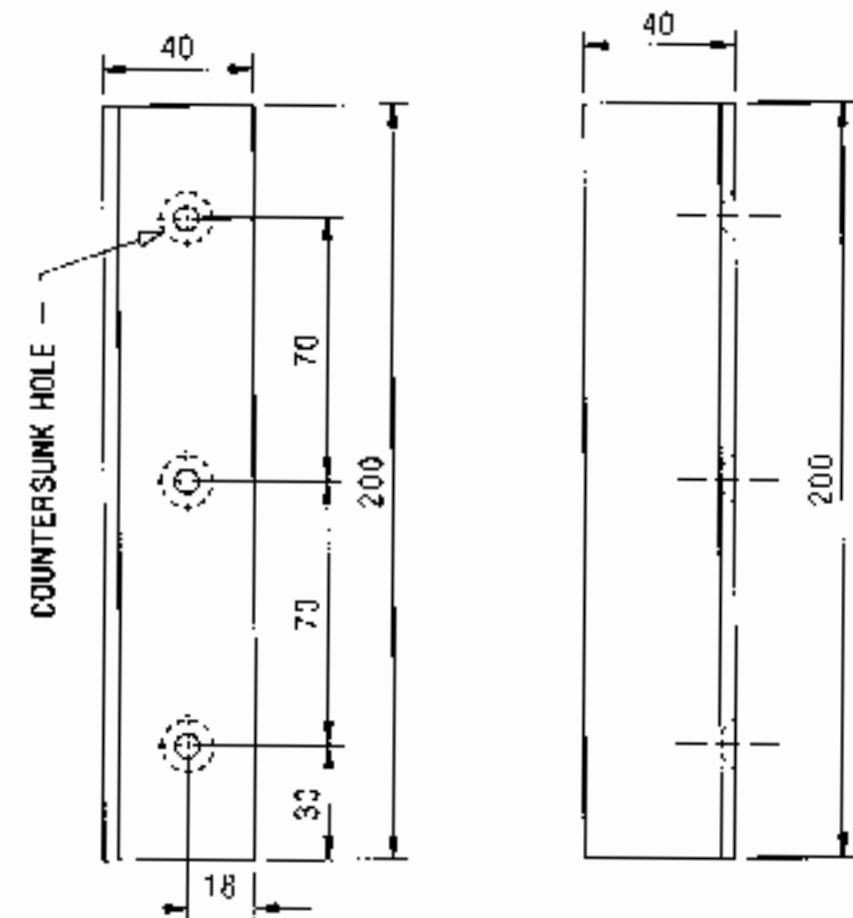
IRS

PL NO. NIL

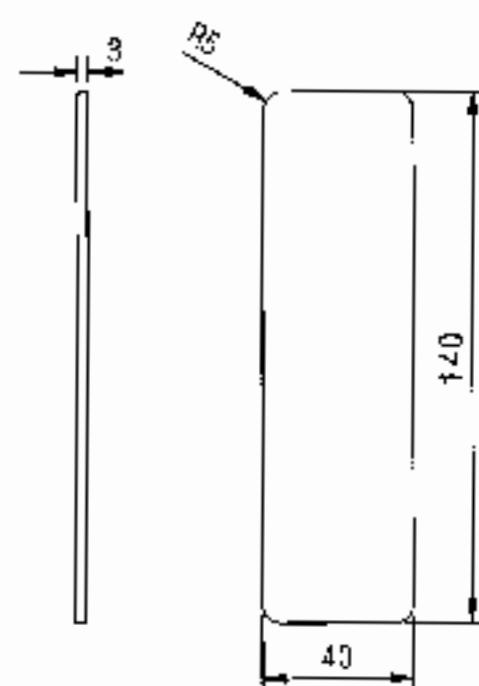
DRG. NO. LA56171

ALT. NIL SIZE 42 SHEET 1/1

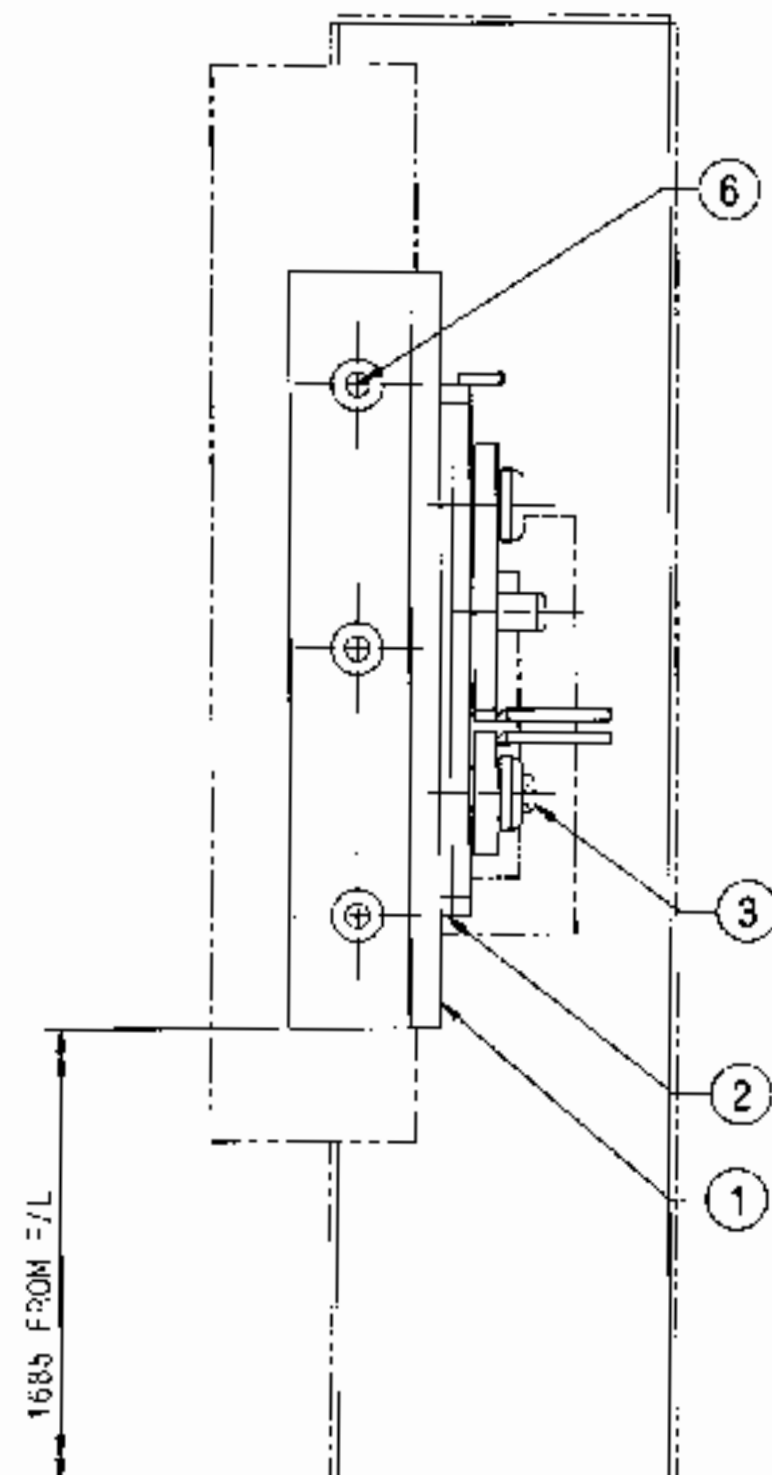
DATE 24/4/24 BY/CHK



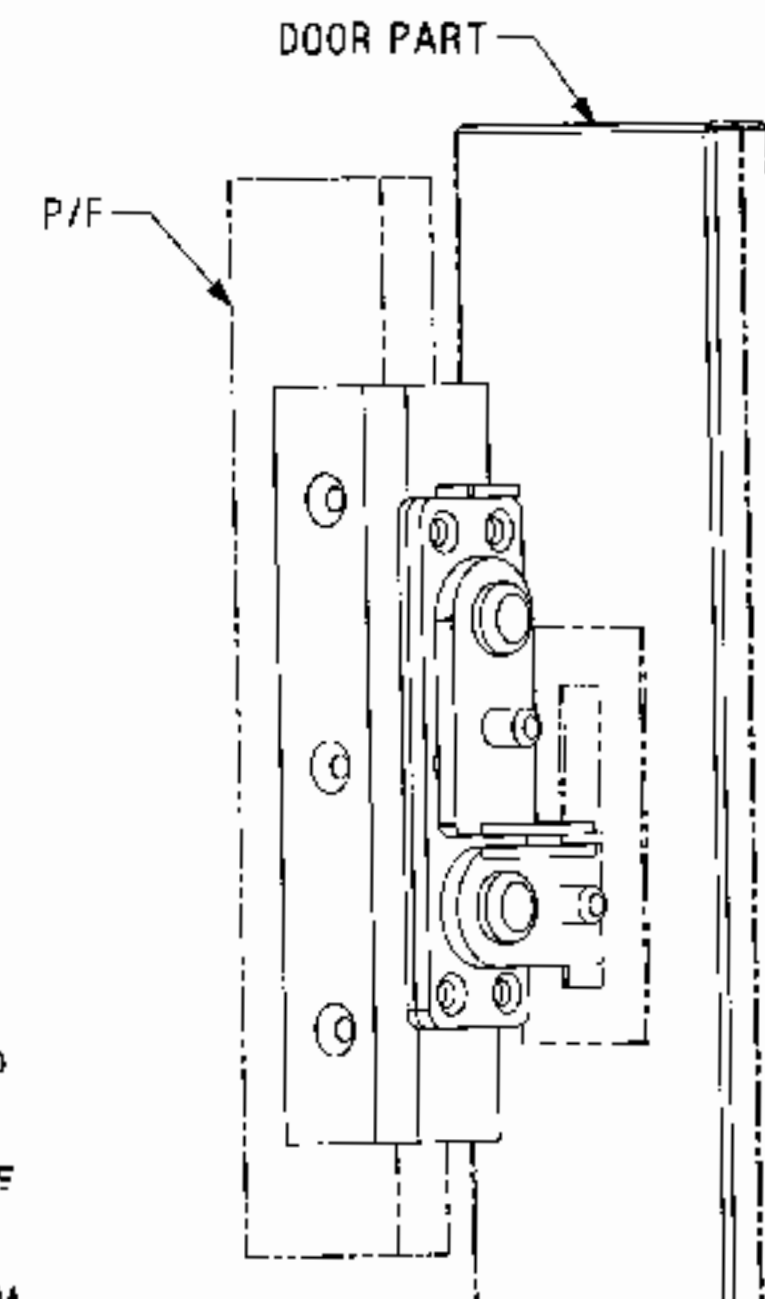
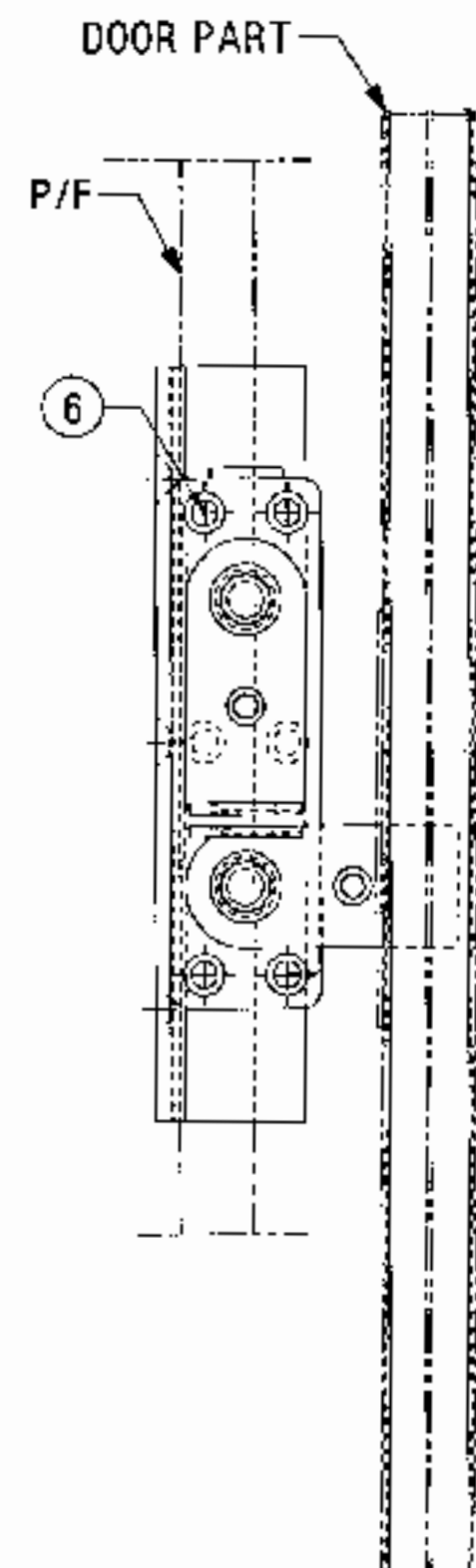
DETAILS OF ITEM-1



DETAILS OF ITEM-2



DOOR PART



ISO VIEW
(FOR REFERENCE ONLY)

18 DEC 2024

6	STAINLESS STEEL SLOTTED CSK	3	NIL	IS: 1365-1978	NIL
5	BACKPIECE FLAT 2X20X200	1	NIL	ROSO/SPEC. C-201	Gr. 304
4	BACKPIECE FLAT 2X30X200	1	NIL	ROSO/SPEC. C-201	Gr. 304
3	SAFETY CATCH R.H.	1	NIL	AISI 304	SEE NOTE - 1
2	PACKING FLAT 1X40X140	1	NIL	ROSO/SPEC. C-201	GR. 304
1	ANGLE 4X40X40 L=200	1	NIL	ROSO/SPEC. C-201	GR. 304

WELO LENGTH	ITEM	DESCRIPTION & DIMENSIONS	GRASSLY	DETAIL DRG	MATL. & SPEC.	REMARKS
NIL	M	GROUP	DOOR	SUPERSEDES:	LA56172 ALT NIL	
WEIGHT	FILE	XXLA56172a.prv (3D)				
NIL	KG					
S. AREA						
NIL	M ²					
LENGTH	mm					
NIL	M					
WIDTH	mm					
NIL	M					
HEIGHT	mm					
NIL	M					

MOUNTING ARRGT OF DOOR LOCK

RAIL COACH FACTORY, KAPURTHALA

रेल कोच फैक्टरी कपूरथला

IRS

PL NO.

DRG.NO. LA56172

AGE/SME:

DY.CME

CDE

ALT.

SIZE

A2

SHEET

1/1

- NOTE:
1. FOR ITEM-3 SAFETY CATCH R.H. MATERIAL AISI-304 TO BE USED AND IT IS MIRROR OF SAFETY CATCH L.H. (LR51122)
 2. THIS ITEM IS TO BE USED INSIDE THE COACH. IT SHOULD HAVE AN ELEGANT BRUSHED SURFACE FINISH AND THERE SHALL BE NO PITTING/CORROSION MARKS ON THE SURFACE. THERE SHALL BE NO SHARP EDGES ON THE OUTSIDE SURFACE AND CORNERS.
 3. ITEM-4 & 5 IS FOR PACKING IF REQUIRED PROVIDE SUITABLE PACKING.

DETAIL DRGS STARTING WITH "LI" ARE INTERNAL REFERENCE LISTS ONLY AND ARE NOT FOR ISSUE

ANY MANUAL ALTERATION SHALL AUTOMATICALLY RENDER THIS DRAWING INVALID.

FOR UNTOLERANCED DIMENSIONS REFER MOG0008

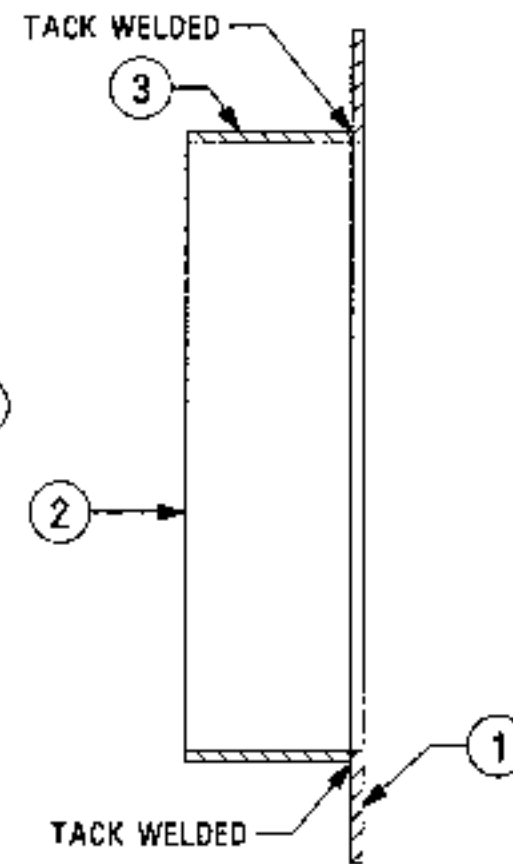
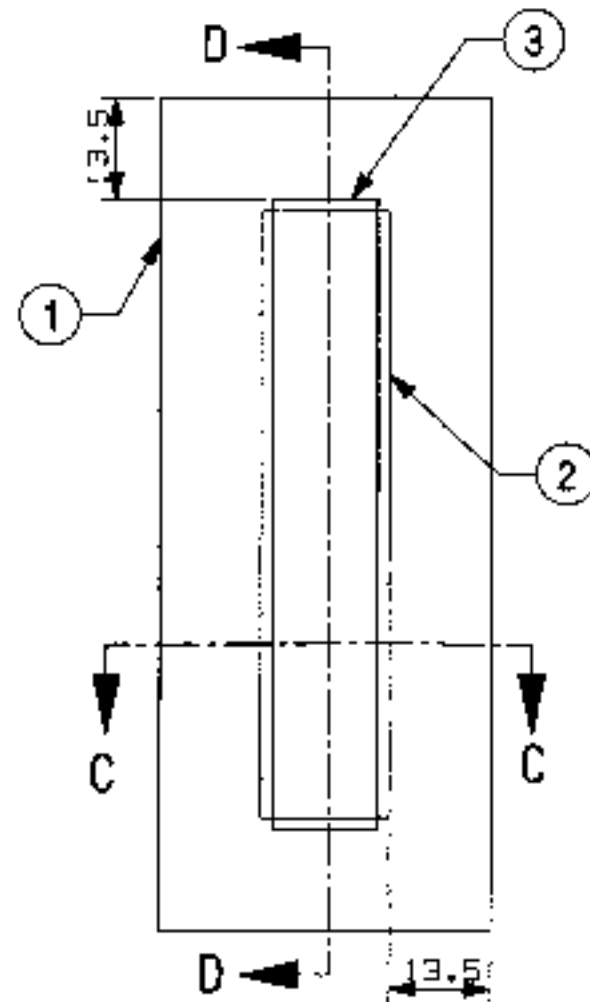
DATE OF FIRST ISSUE

22/04/2024

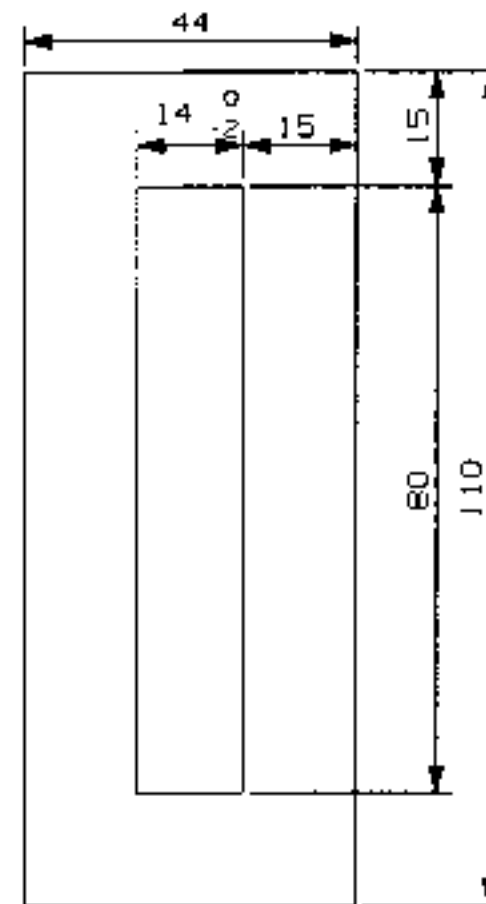
CGM BY

AL

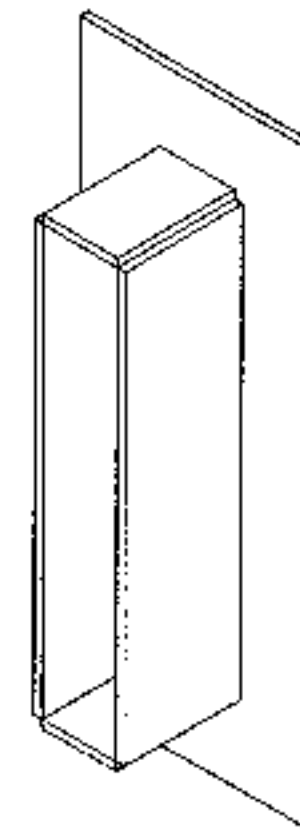
ALT. NO.	ALT. DATE	ZONE	ALTERNATIONS	AUTHORITY
NIL	NIL	NIL	NIL	NIL



SECTION D-D



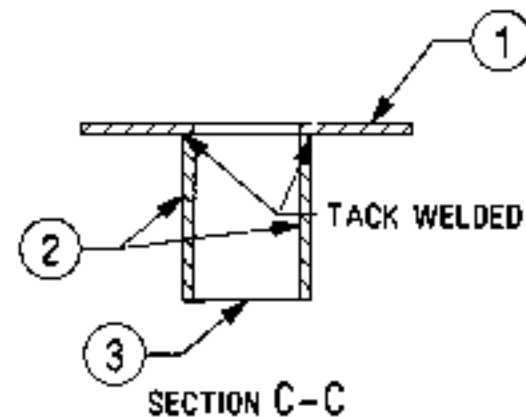
ITEM NO.1



ISO VIEW
(FOR REFERENCE ONLY)

ENTERED
INTO
DATA BASE

24 APR 2024



SECTION C-C

NOTE:

1. ALL SHARP EDGES AND CORNERS SHALL BE ROUNDED OFF.
2. COMPONENT TO BE BRUSHED SURFACE FINISH.
3. ALTERNATE MATERIAL AISI-304 MAY BE USED.

DETAIL DRGS STARTING WITH "LI" ARE INTERNAL REFERENCE LISTS ONLY AND ARE NOT FOR ISSUE.

THIS IS A COMPUTER GENERATED DRAWING. ANY MANUAL ALTERATION SHALL AUTOMATICALLY RENDER IT INVALID.

FOR UNTOLERANCED DIMENSIONS REFER MDG0006 DATE OF FIRST ISSUE 23/04/2024

CGM BY

WELD LENGTH	ITEM	DESCRIPTION & DIMENSIONS	QUANTITY	DETAIL DRG	MATL. & SPEC.	REMARKS
NIL	GROUP	0000				
WEIGHT	FILE	\\LA56173.prt				
0.090	KG					
S. AREA						
NIL	M ²					
LENGTH / DIA						
NIL	M					
SECTION / VIEW						
NIL	M					
HEIGHT						
NIL	M					

GROMMET

RAIL COACH FACTORY, KAPURTHALA

रेल कोच फैक्ट्री कपूरथला

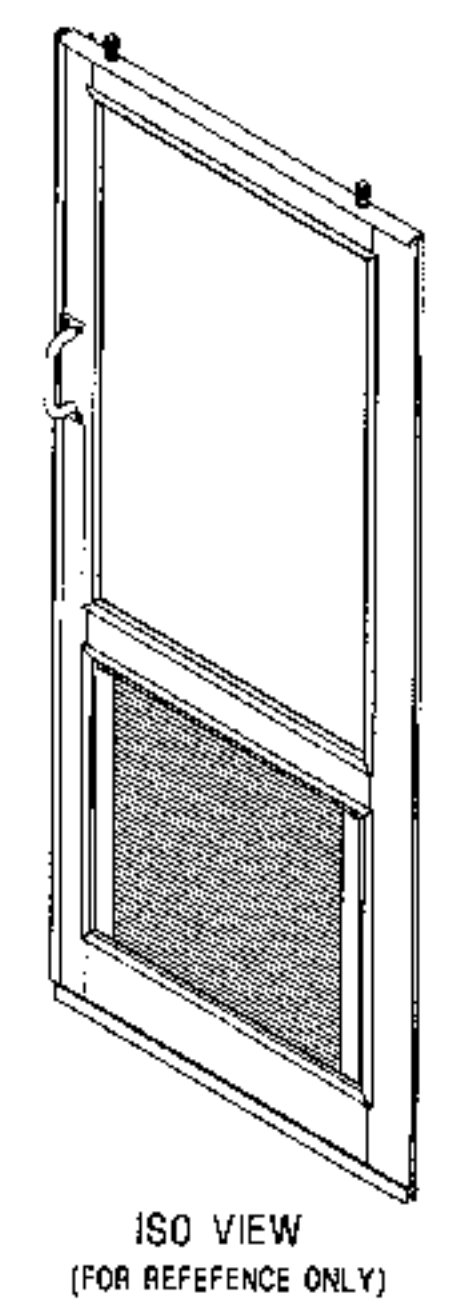
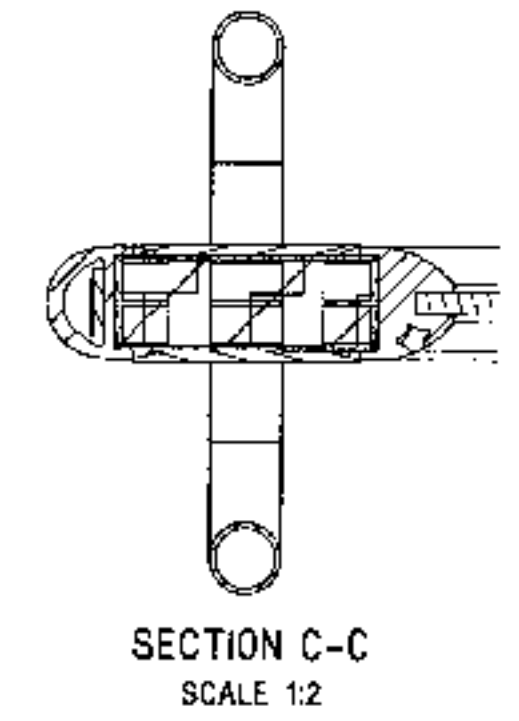
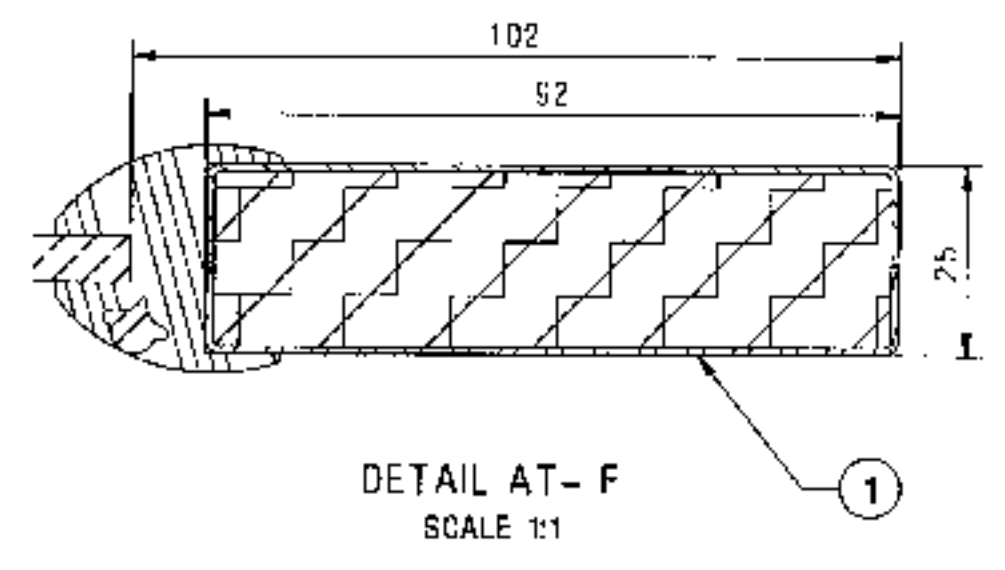
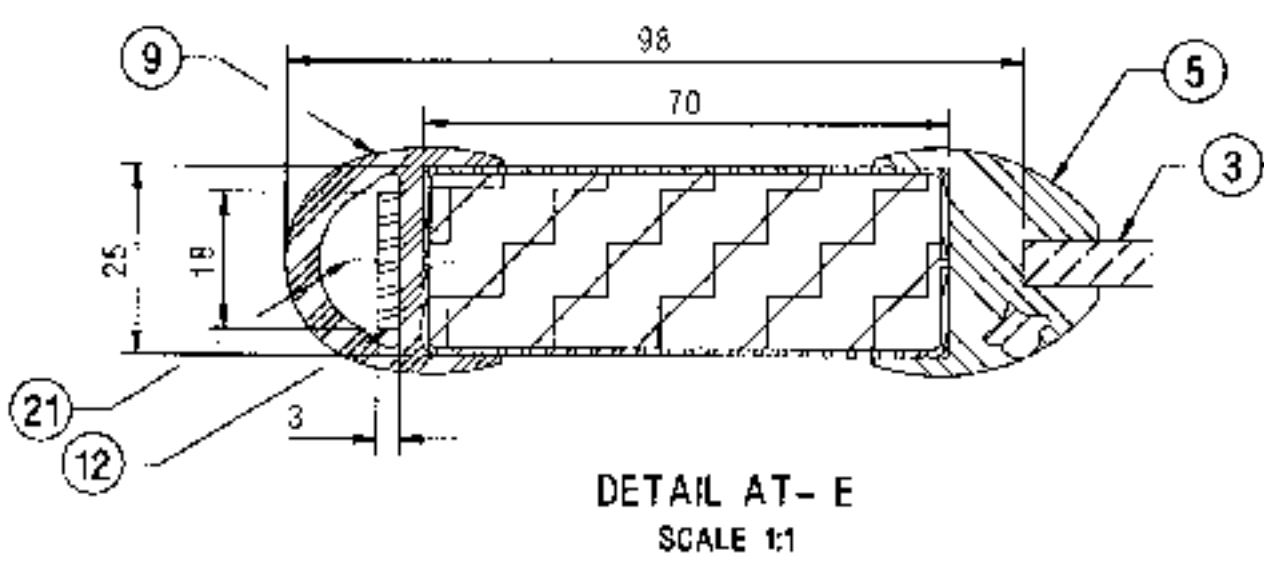
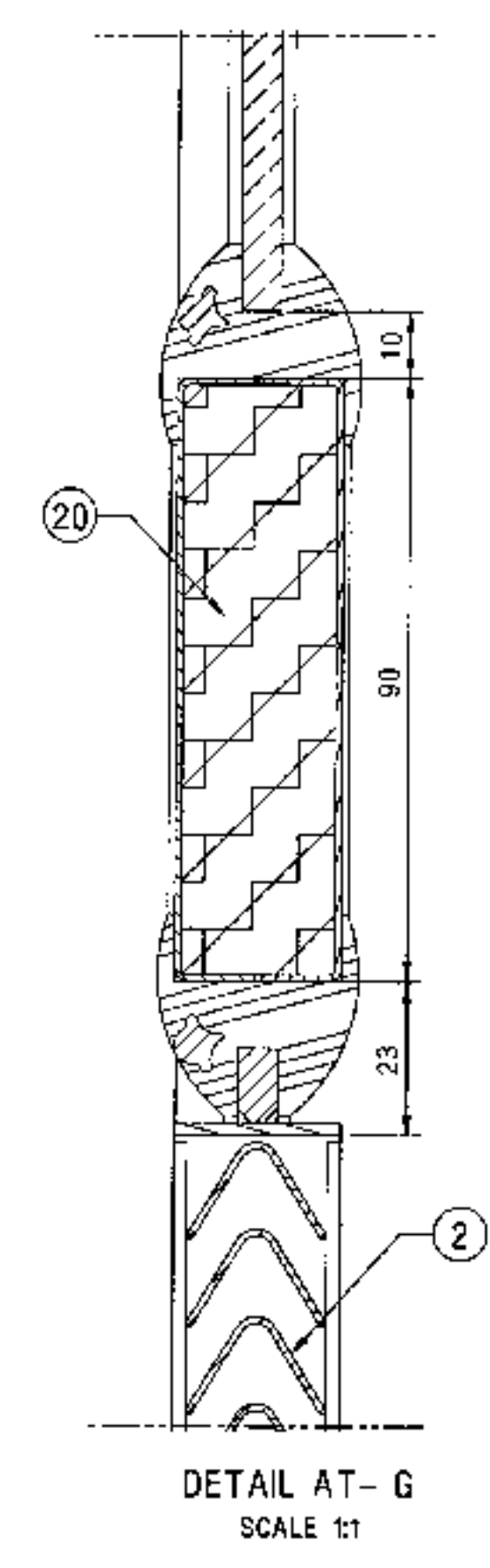
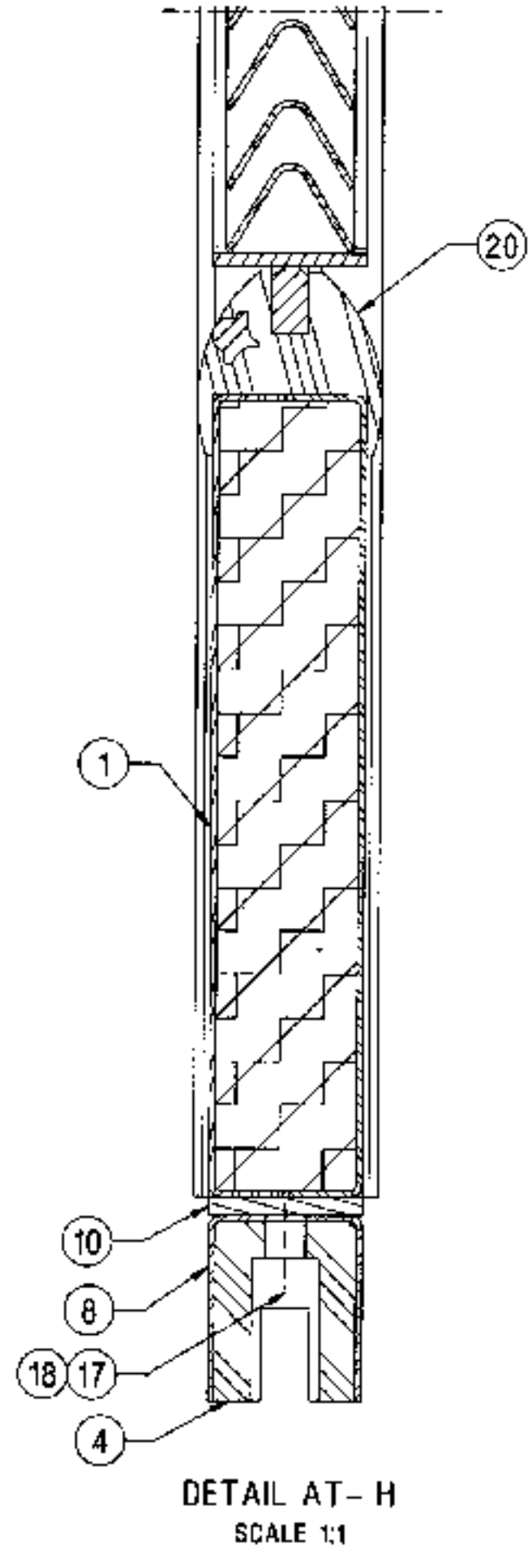
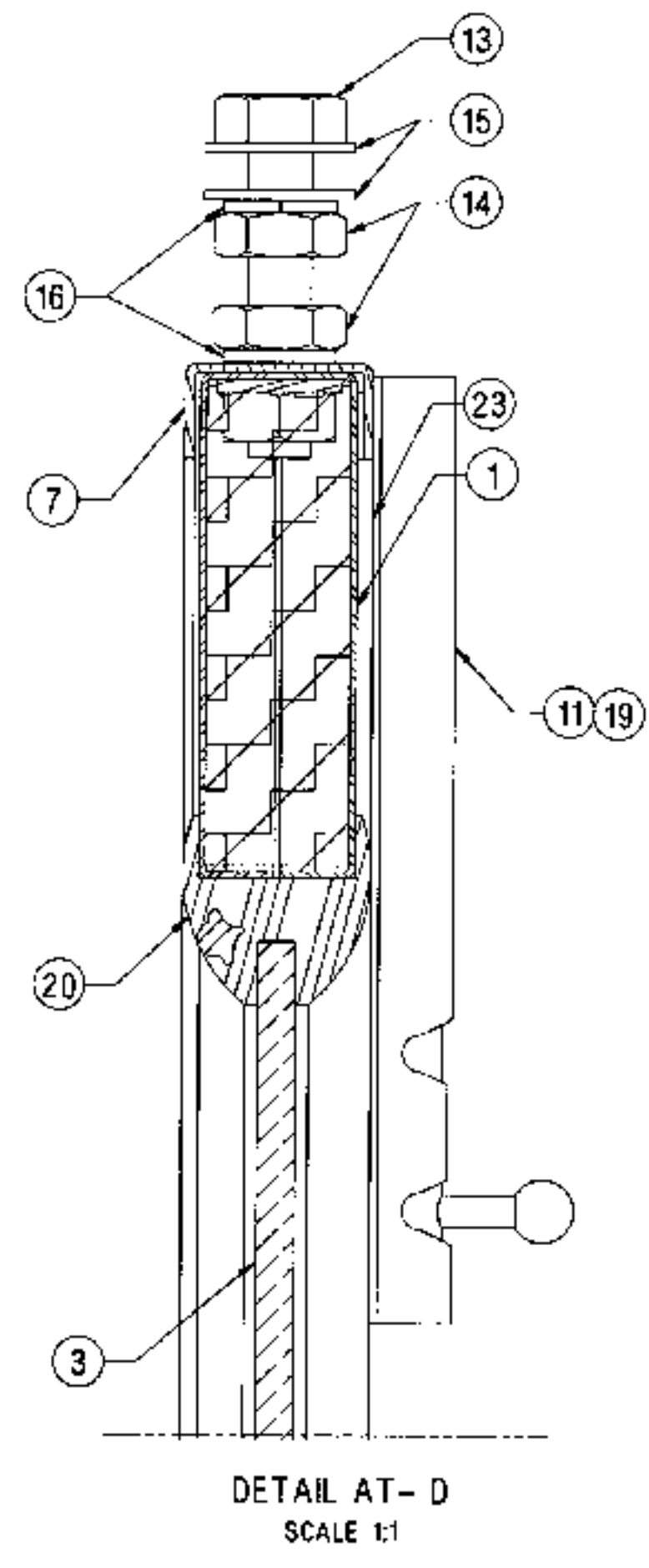
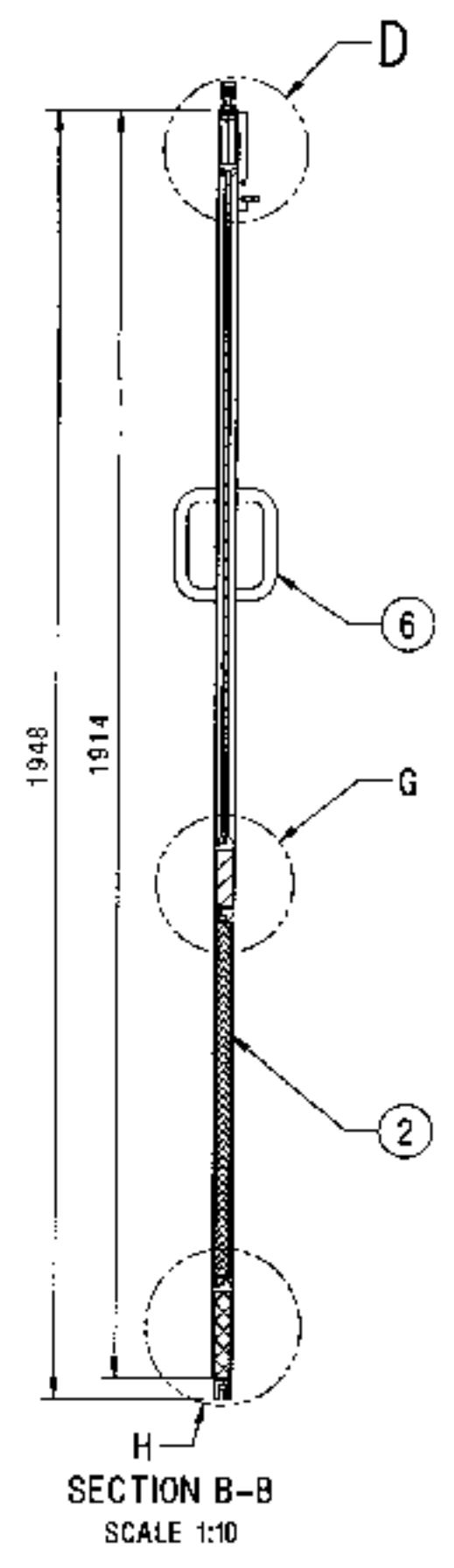
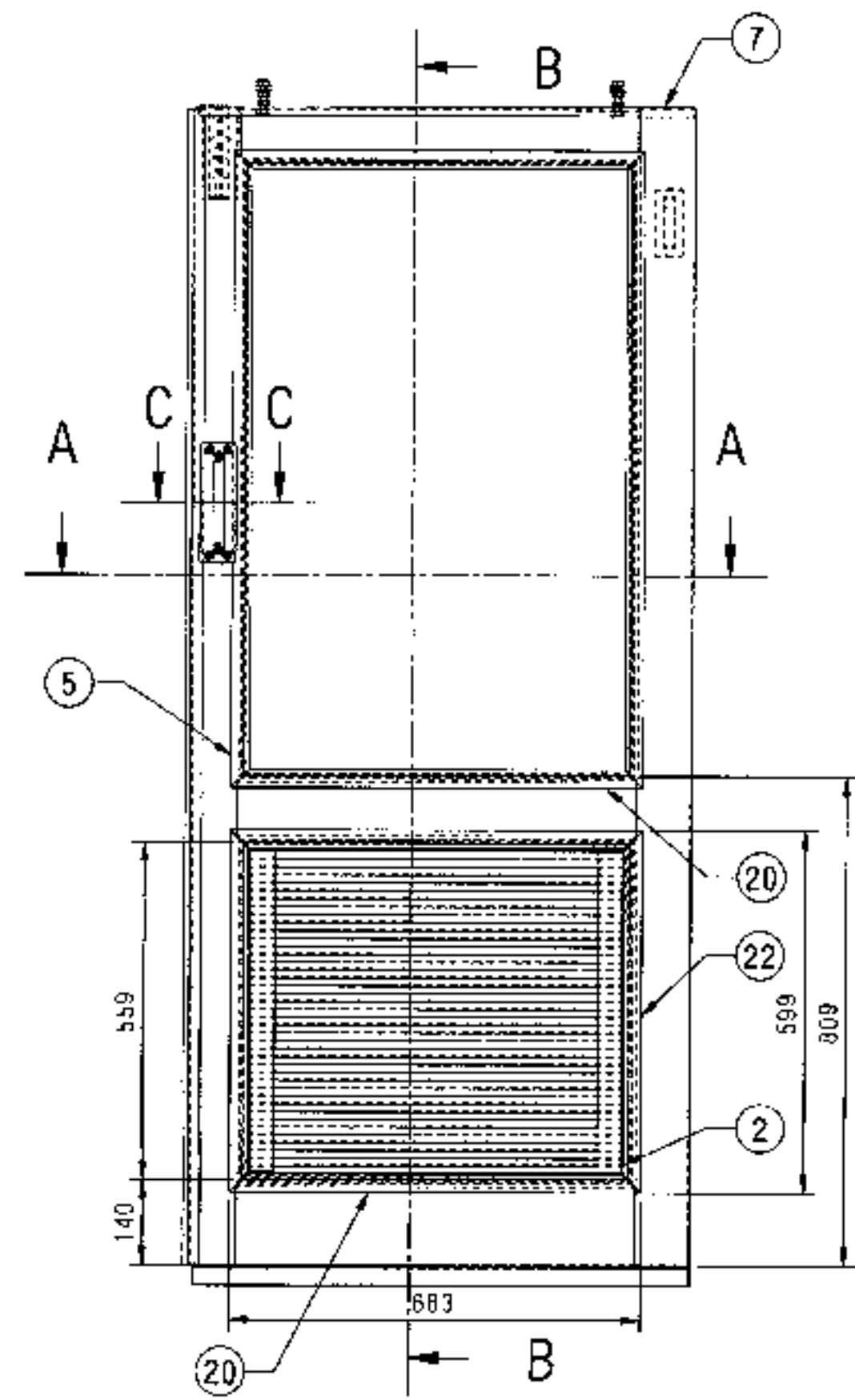
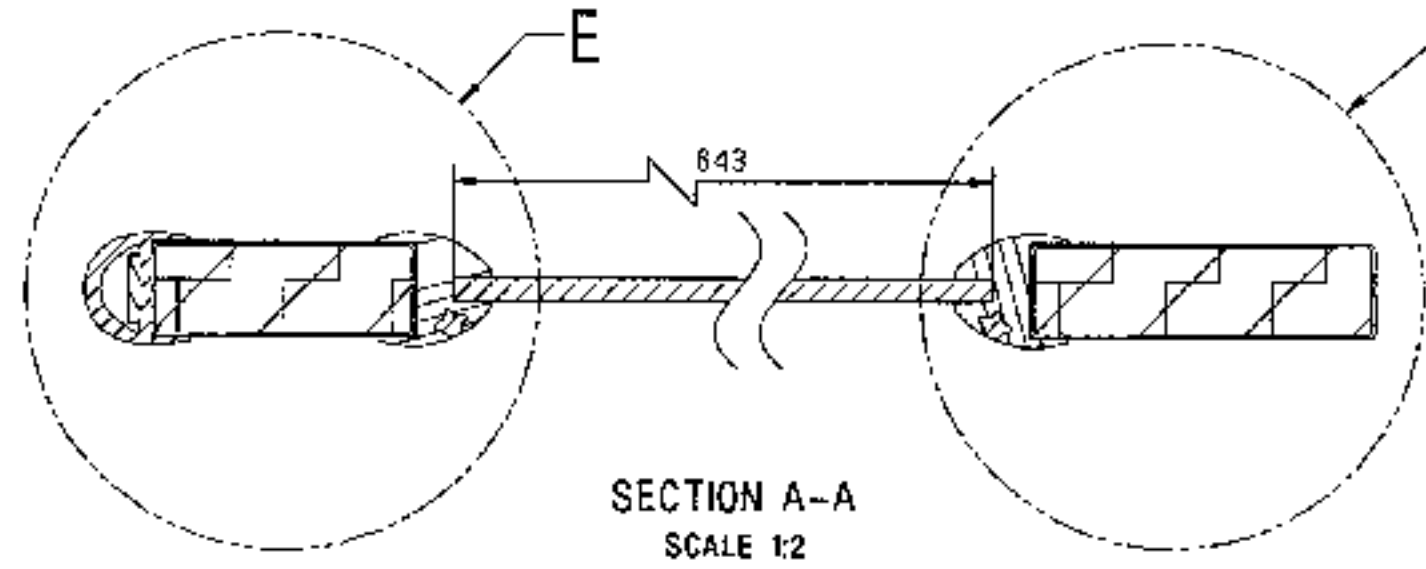
IRS

PL NO. NIL

DRG. NO. LA56173

ALT. NIL SIZE A3 SHEET 1/1

THIS DRAWING IS THE INTELLECTUAL PROPERTY OF RAIL COACH FACTORY, KAPURTHALA. THE DRAWING SHOULD NOT BE REPRODUCED, ALTERED, USED FOR MANUFACTURE OF COMPONENTS, SOLD OR TRANSMITTED WITHOUT PERMISSION FROM RAIL COACH FACTORY, KAPURTHALA.



ALT. NO.	ALT. DATE	ZONE	ALTERATIONS	AUTHORITY
NIL	NIL	NIL	NIL	NIL

ENTERED
INTO
DATA BASE
17 DEC 2024

23	PACKING SHEET 2.5X32X137	1	NIL	RC50/SPEC. CK-205, XSC-N11B10	AISI 304
22	RUBBER GASKET- E99	2	LD56145	NIL	NIL
21	STAINLESS STEEL SLOTTED CSK HD TAPP SCREW 514.2X15-C (A2-70 TO 154.367 PT.14)	12	NIL	IS: 7170-1999, ISO-1482	NIL
20	RUBBER GASKET- 669	4	LD56145	NIL	NIL
19	STAINLESS STEEL CHOBERT RIVET WITH PIN QH220-1910NA OR220-17PD	10	NIL	NIL	NIL
18	SPRING WASHER B6	6	LIHW09	IS: 3063-1994	ITEM-19 COATING TO MOTO 057
17	STAINLESS STEEL HEX SOCKET HL CAP SCREW MEX16 1A2-70 TC (54.367 PT.14-64)	6	LIHW510	ISO 4762	ITEM-4 COATING TO MOTO 057
16	SPRING WASHER 310	4	LIHW09	IS: 3063-1994	ITEM-21 COATING TO MOTO 057
15	STAINLESS STEEL MACHINE WASHER A10.5 (A2 TO 154.367 PT.14-1984)	4	LIHW509	IS: 2016-1967 JIN:25	ITEM-6 COATING TO MOTO 057
14	STAINLESS STEEL HEX THIN NUT W.O (A2-70 TO 154.367 PT.14)	4	LIHW508	IS: 1364 PT.4-52 ISO-4035	ITEM-5 COATING TO MOTO 057
13	STAINLESS STEEL HEX HEAD SCREW M10X45 (A2-70 TO 154.367 PT.14-34)	2	LIHW502	IS: 1364 PT.2-92 JCE, DIN933	ITEM-21 COATING TO MOTO 057
12	GASKET FRONT STRIP 3X18X1910	1	NIL	RC50/SPEC. CK-201, XSC-N11B10	AISI 304
11	STAINLESS STEEL TOWER BOLT L=150MM	1	NIL	IS: 15633(2009)	NIL
10	SHEET 3X25X825	1	NIL	RC50/SPEC. CK-205, XSC-N11B10	AISI 304
9	GASKET FRONT	1	LD56150	NIL	NIL
8	LOWER CHANNEL	1	LD56140	NIL	NIL
7	TOP CHANNEL	1	LD56148	NIL	NIL
6	HANDLE ASSEMBLY	1	LA56140	NIL	NIL
5	RUBBER GASKET WITH KEY	2	LD56145	NIL	L=1045
4	GUIDE BLOCK	1	LD56142	NIL	NIL
3	REFLECTASOL GLASS	1	LD56141	NIL	NIL
2	LOUVER ASSEMBLY	1	LD56140	NIL	NIL
1	FRAME ASSEMBLY	1	LA56175	NIL	NIL

WELD LENGTH	ITEM	DESCRIPTION & DIMENSIONS	OPASSLY DETAIL DRG	MATL. & SPEC.	REMARKS
NIL	M	GROUP: INTERIOR DOORS & ACCESSORIES COMPLETE	SUPERSEDES:	NIL	
WEIGHT	FILE	LA56174.prt (30)			
NIL	KG				
S. AREA					
NIL	M2				
LENGTH/DIA					
NIL	M				
WIDTH/THICK.					
NIL	M				
HEIGHT					
NIL	M				

DOOR LEAF ASSEMBLY FOR SALOON

SLIDING DOOR

RAIL COACH FACTORY, KAPURTHALA

रेल कोच फैक्टरी कपूरथला

IRS

PL NO. NIL

DRG.NO. LA56174

SCALE: 1:10

CHD: RUSH

DRN: SATS

REF.DRG. NO. LD56205

DATE: 03/05/2024

CGM BY: N/A

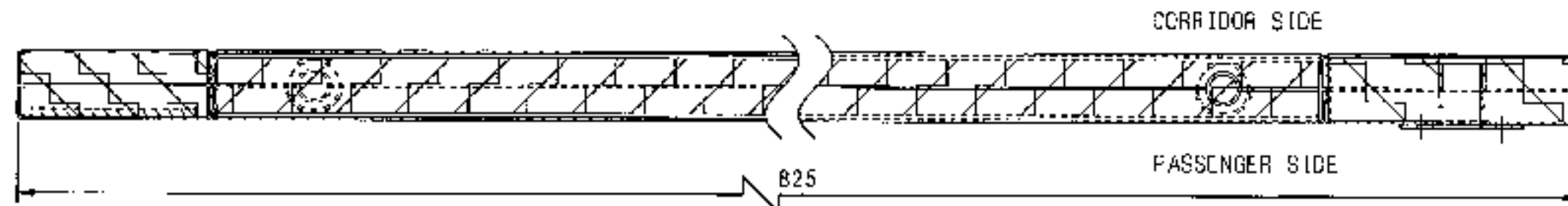
DATE OF FIRST ISSUE: 03/05/2024

FOR UNTOLERANCED DIMENSIONS REFER MDG0008

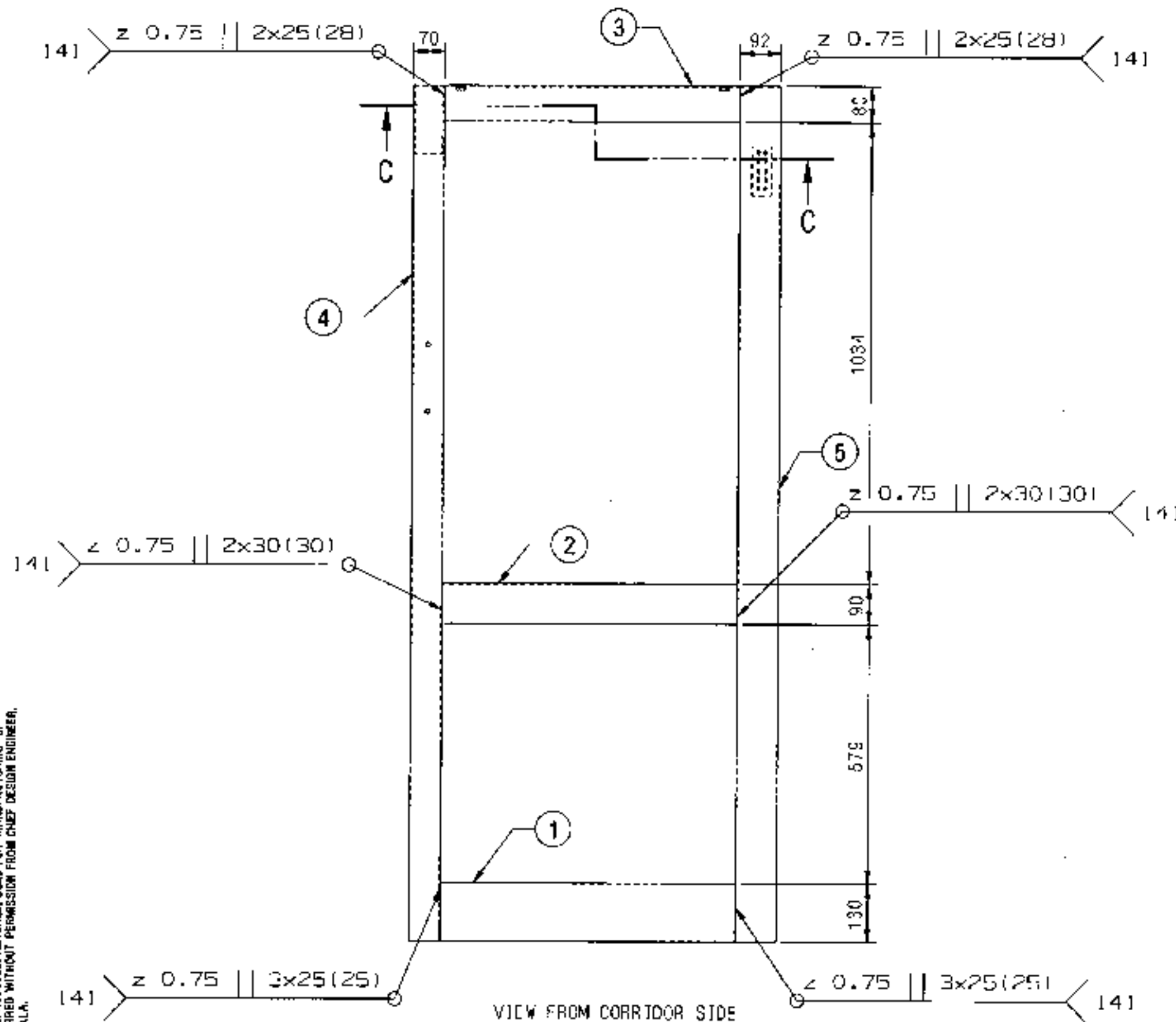
ANY MANUAL ALTERATION SHALL AUTOMATICALLY RENDER THIS DRAWING INVALID.

THIS DRAWING IS THE INTELLECTUAL PROPERTY OF RAIL COACH FACTORY, KAPURTHALA. THIS DRAWING SHOULD NOT BE REPRODUCED, ALTERED, USED FOR MANUFACTURING OF COMPONENTS, SOLD OR TRANSFERRED WITHOUT PERMISSION FROM CHIEF DESIGN ENGINEER, RAIL COACH FACTORY, KAPURTHALA.

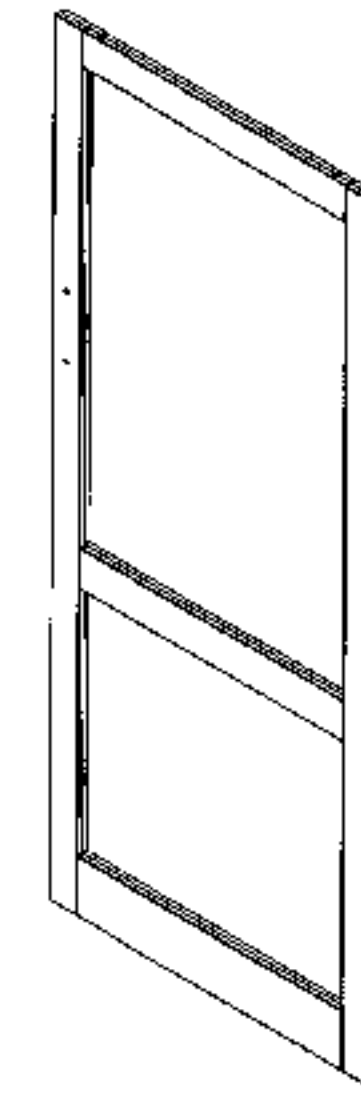
ALT. NO.	ALT. DATE	ZONE	ALTERATIONS	AUTHORITY
NIL	NIL	NIL	NIL	NIL



SECTION C-C



VIEW FROM CORRIDOR SIDE



ISO VIEW
(FOR REFERENCE ONLY)

ENTERED
INTO
DATA BASE

17 DEC 2024

5	BOX SECTION R.H.	1	LA56178	NIL	NIL
4	BOX SECTION L.H.	1	LA56176	NIL	NIL
3	BOX SECTION UPPER	1	LD56198	NIL	NIL
2	BOX SECTION MIDDLE	1	LD56197	NIL	NIL
1	BOX SECTION LOWER	1	LD56196	NIL	NIL

WELD LENGTH	ITEM	DESCRIPTION & DIMENSIONS	OPASSLY	DETAIL DRG	MATC. & SPEC.	REMARKS
NIL	M	GROUP	INTERIOR DOORS & ACCESSORIES (IMP. EYE)	SUPERSEDES: NIL		
WEIGHT	FILE	LA56175.ppt (3D)				

10.970	KG	FRAME ASSEMBLY		SCALE	SSE/REG	C/22	
S. AREA				1:10	CHD	RJSH	Q-2
NIL	M ²	RAIL COACH FACTORY, KAPURTHALA			DRN	SATS	Signature
LENGTH / Ø				REF. DRG. NO.	NIL		
0.625	M	रेल कोच फैक्टरी कपूरथला		IRS		PL NO.	NIL
WIDTH / THICK						DRG. NO. LA56175	
0.025/1.913	M					ALT.	NIL
HEIGHT						SIZE A2	
NIL	M	ADE/SME	BY CME	CDE	SHEET 1/1		

- NOTE:
1. REMOVE ALL SHARP EDGES, BURRS AND WELDING SPATTERS.
 2. FRAME ASSEMBLY TO BE BRUSHED SURFACE FINISH WITH PVC COATED.

DETAIL DRGS STARTING WITH "L" ARE INTERNAL REFERENCE LISTS ONLY AND ARE NOT FOR ISSUE

ANY MANUAL ALTERATION SHALL AUTOMATICALLY RENDER THIS DRAWING INVALID.

FOR UNTOLERANCED DIMENSIONS REFER MDG0008 DATE OF FIRST ISSUE 03/05/2024 CGM BY N.A.

THIS DRAWING IS THE PROPERTY OF RAIL COACH FACTORY, KAPURTHALA. IT SHOULD NOT BE REPRODUCED, ALTERED, USED FOR MANUFACTURING OF COMPONENTS, OR FOR TRANSMISSION WITHOUT PERMISSION FROM CHIEF DESIGN ENGINEER, RAIL COACH FACTORY, KAPURTHALA.

- NOTE:
1. REMOVE ALL SHARP EDGES, BURRS AND WELDING SPATTERS.
 2. IT SHOULD BE MADE UP OF SANDWICH CONSTRUCTION OF STAINLESS STEEL SHEET ON BOTH SIDE FILLED WITH RIGID PHENOLIC FOAM ; (ITEM NO 2) IN SIDE THE BOX SECTION.

DETAIL DRGS STARTING WITH "L1" ARE INTERNAL REFERENCE LISTS ONLY AND ARE NOT FOR ISSUE.
THIS IS A COMPUTER GENERATED DRAWING. ANY MANUAL ALTERATION SHALL AUTOMATICALLY RENDER IT INVALID.
FOR UNTOLERANCED DIMENSIONS REFER MOG0008

DATE OF FIRST ISSUE 04/05/2024 CGM BY N.A.

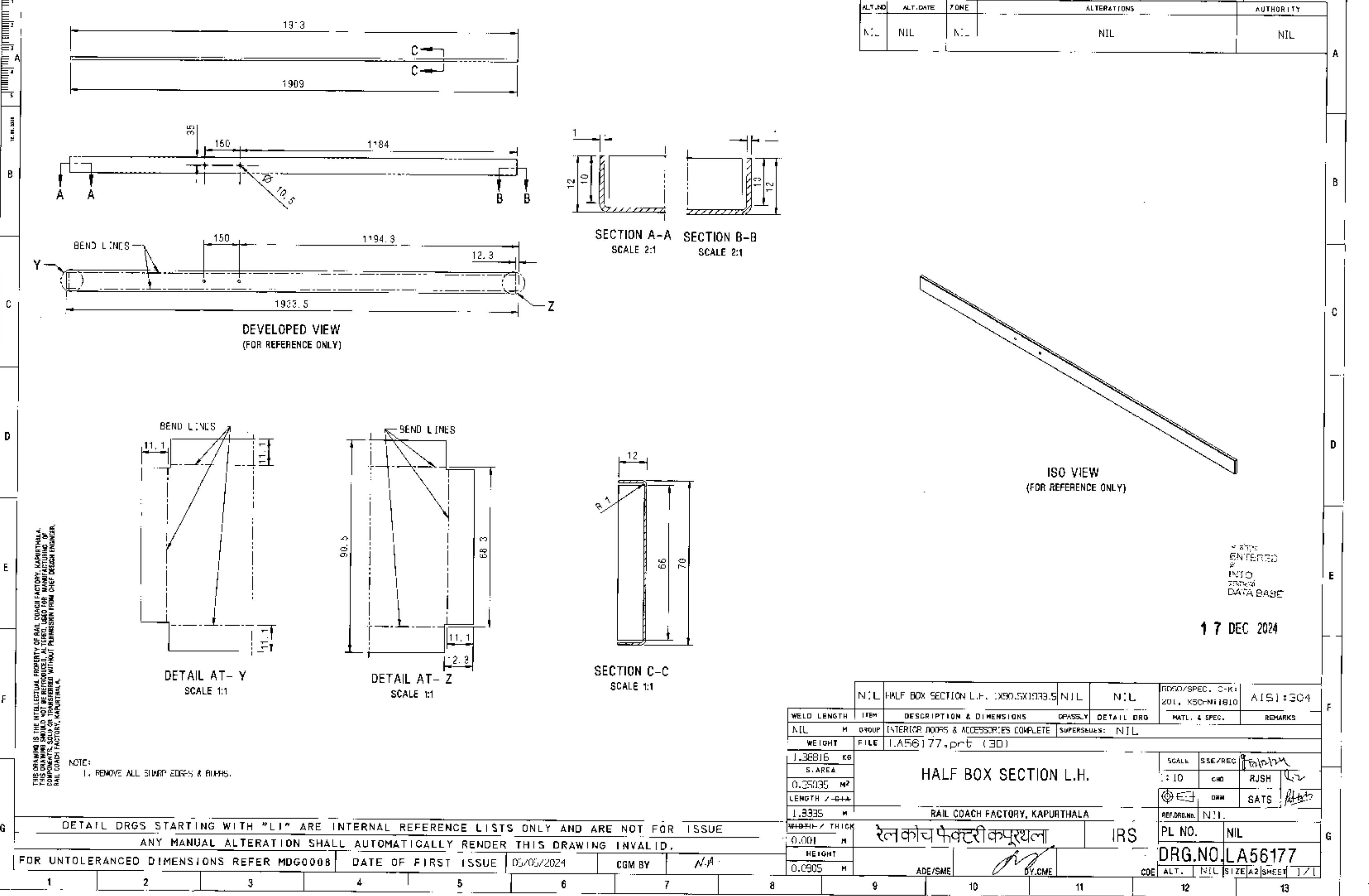
ALT. NO.	ALT. DATE	ZONE	ALTERATIONS	AUTHORITY
NIL	NIL	NIL	NIL	NIL

ENTERED
INTO
DATA BASE

17 DEC 2024

ISO VIEW
(FOR REFERENCE ONLY)

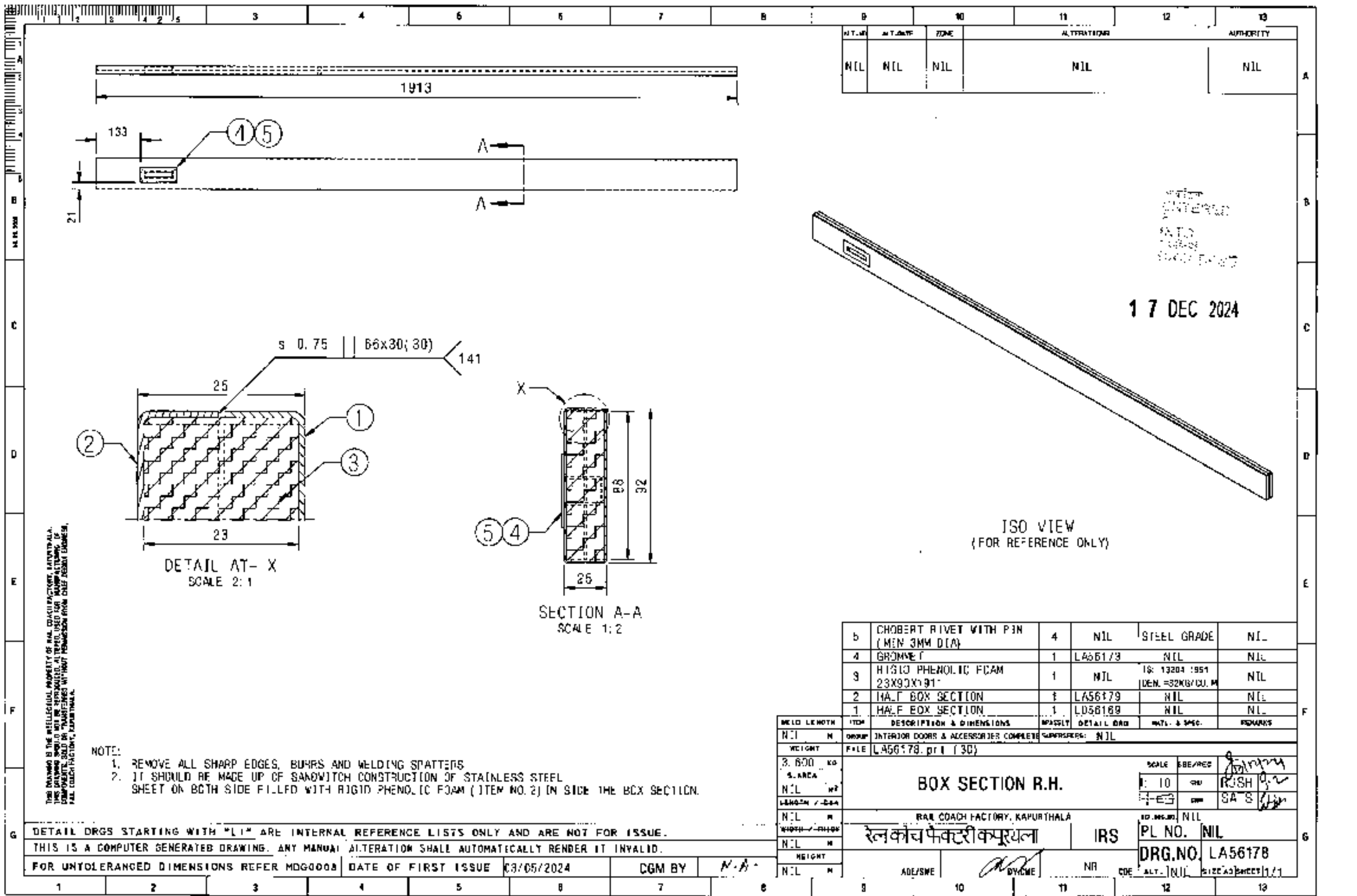
3	BACK PIECE 3X60X150	1	NIL	RSIS SPEC. C.M.	AISI: 304
2	RIGID PHENOLIC FOAM 25X60X1911	1	NIL	IS: 13204-1991	NIL
1	HALF BOX SECTION L.H.	2	LA56177	NIL	NIL
ITEM	DESCRIPTION & DIMENSIONS	QUANTITY	DETAIL DRG	MATL. & SUPPL.	REMARKS
GROUP	INTERIOR DOORS & ACCESSORIES COMPLETE		SUPERSEDES: NIL		
FILE	LA56176.pr1 (30)				
WELD LENGTH					
NIL					
WEIGHT					
3.090					
S. AREA					
NIL					
LENGTH / DIA					
1.913					
WIDTH / THICK					
0.025					
HEIGHT					
0.070					
BOX SECTION L.H.					
RAIL COACH FACTORY, KAPURTHALA					
रेल कोच फैक्टरी कपूरथला			IRS	PL NO.	NIL
				DRG.NO.	LA56176
AGE/ONE		NR	CD	ALT.	NIL
				3376	3 SHEET 1/1



THIS DRAWING IS THE INTELLECTUAL PROPERTY OF RAIL COACH FACTORY, KAPURTHALA. THIS DRAWING SHOULD NOT BE REPRODUCED, ALTERED, USED FOR MANUFACTURING OF COMPONENTS, SOLD OR TRANSFERRED WITHOUT PERMISSION FROM CHIEF DESIGN ENGINEER, RAIL COACH FACTORY, KAPURTHALA.

NOTE:
1. REMOVE ALL SHARP EDGES & ROUNDS.

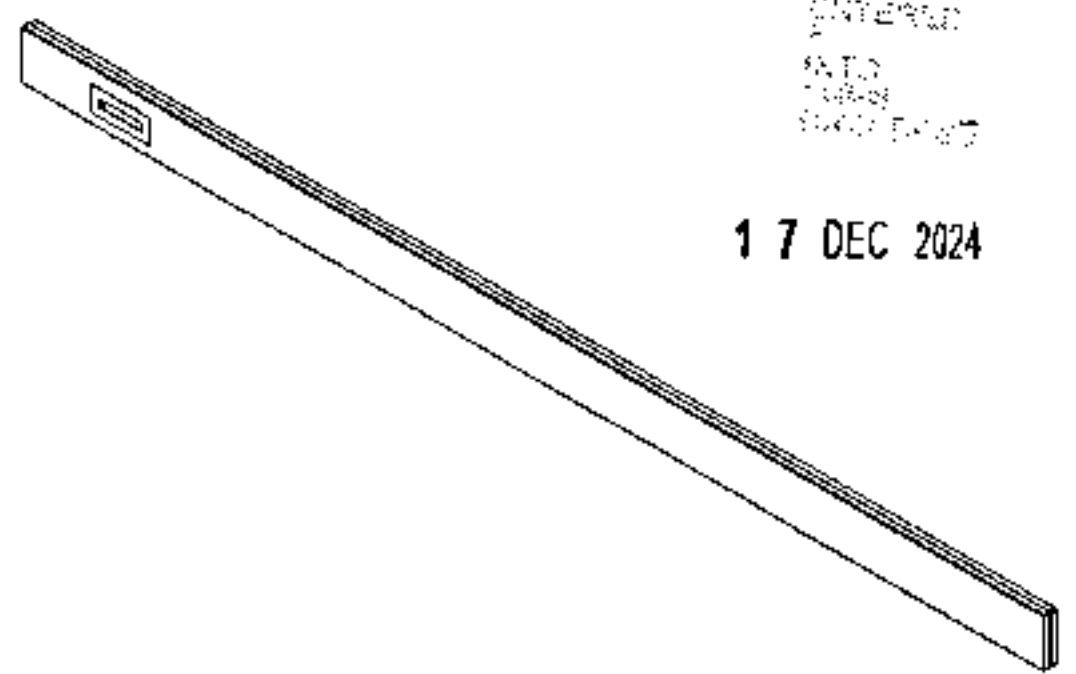
DETAIL DRGS STARTING WITH "LI" ARE INTERNAL REFERENCE LISTS ONLY AND ARE NOT FOR ISSUE
ANY MANUAL ALTERATION SHALL AUTOMATICALLY RENDER THIS DRAWING INVALID.



ALT. NO.	ALT. DATE	ZONE	ALTERATION	AUTHORITY
NIL	NIL	NIL	NIL	NIL

संशोधन
प्रमाणित
17 DEC 2024

17 DEC 2024



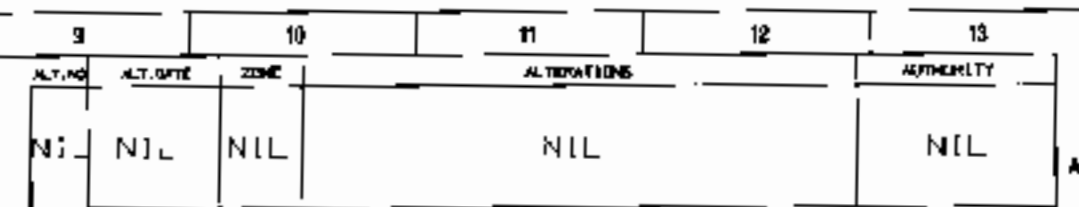
ISO VIEW
(FOR REFERENCE ONLY)

b	CHOBERT RIVET WITH PIN (MIN 3MM DIA)	4	NIL	STEEL GRADE	NIL	
4	GRONNET	1	LA56173	NIL	NIL	
9	HISIO PHENOLIC FOAM 23X90X191	1	NIL	IS: 13204:1951 DEN.=32KG/CU.M	NIL	
2	HALF BOX SECTION	1	LA56179	NIL	NIL	
1	HALF BOX SECTION	1	LD56189	NIL	NIL	
W	ITEM	DESCRIPTION & DIMENSIONS	QUANTITY	DETAIL DRG	MATL. & SPEC.	REMARKS
M	GROUP	INTERIOR DOORS & ACCESSORIES COMPLETE				
	FILE	LA56178.pr1 (30)				

- NOTE:
1. REMOVE ALL SHARP EDGES, BURRS AND WELDING SPATTERS
 2. IT SHOULD BE MADE UP OF SANDWICH CONSTRUCTION OF STAINLESS STEEL SHEET ON BOTH SIDE FILLED WITH RIGID PHENOLIC FOAM (ITEM NO.2) IN SIDE THE BOX SECTION.


DETAIL DRGS STARTING WITH "LI" ARE INTERNAL REFERENCE LISTS ONLY AND ARE NOT FOR ISSUE.
THIS IS A COMPUTER GENERATED DRAWING. ANY MANUAL ALTERATION SHALL AUTOMATICALLY RENDER IT INVALID.
FOR UNTOLERANGED DIMENSIONS REFER MDG0008

BOX SECTION R.H.		SCALE	SBE/REC	DRG	SA S
R&R COACH FACTORY, KAPURTHALA		PL NO.	NIL	DRG.NO.	LA56178
रेलकोच फैक्टरी कपूरथला		IRS		ALT.	NIL
ADD/SWE		BY	NR	CODE	ALT.

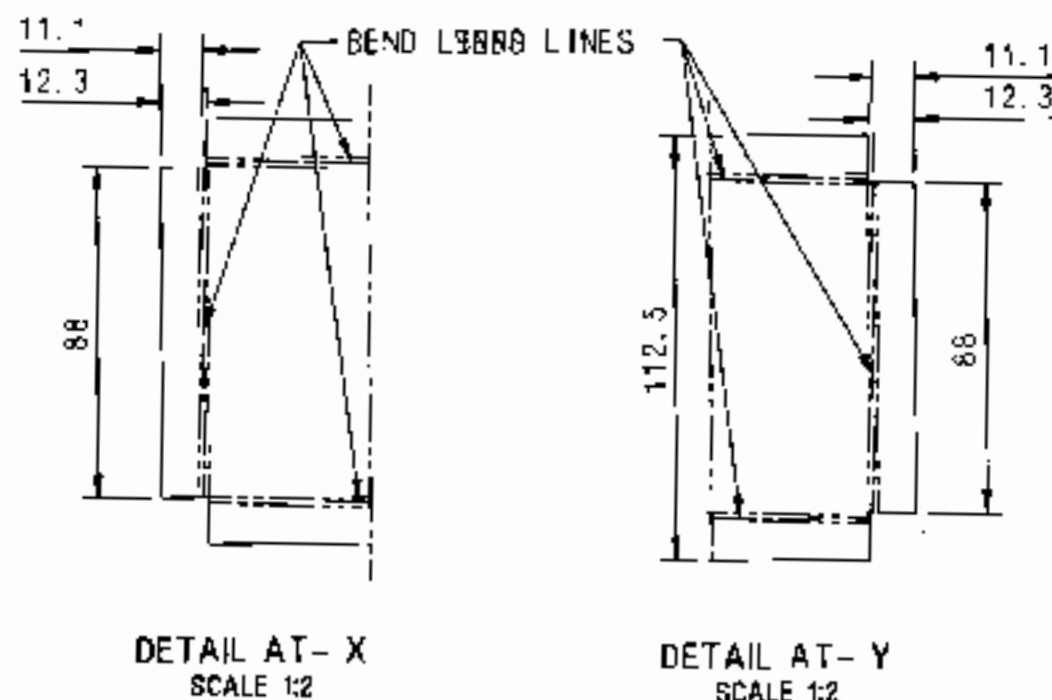


आंकड़ियां
ENTERED
हैं
INTO
एनट्रिडियां
DATA BASE

17 DEC 2024



ISO VIEW
(FOR REFERENCE ONLY)



NOTE:
1. REMOVE ALL SHARP EDGES & BURRS.

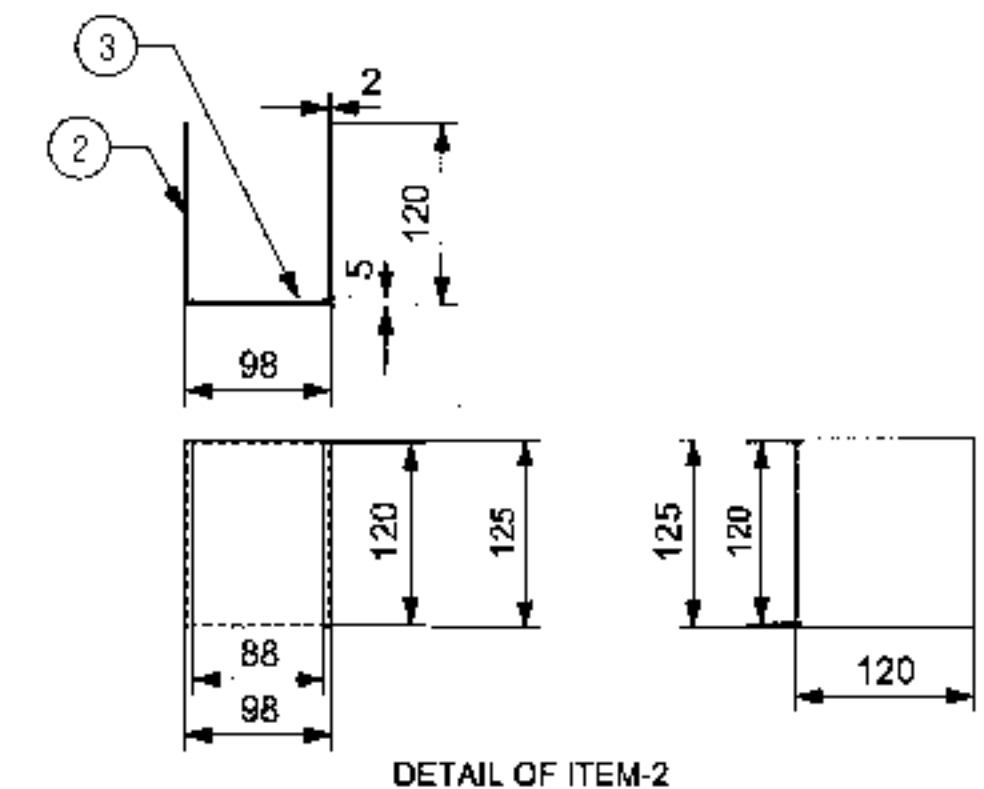
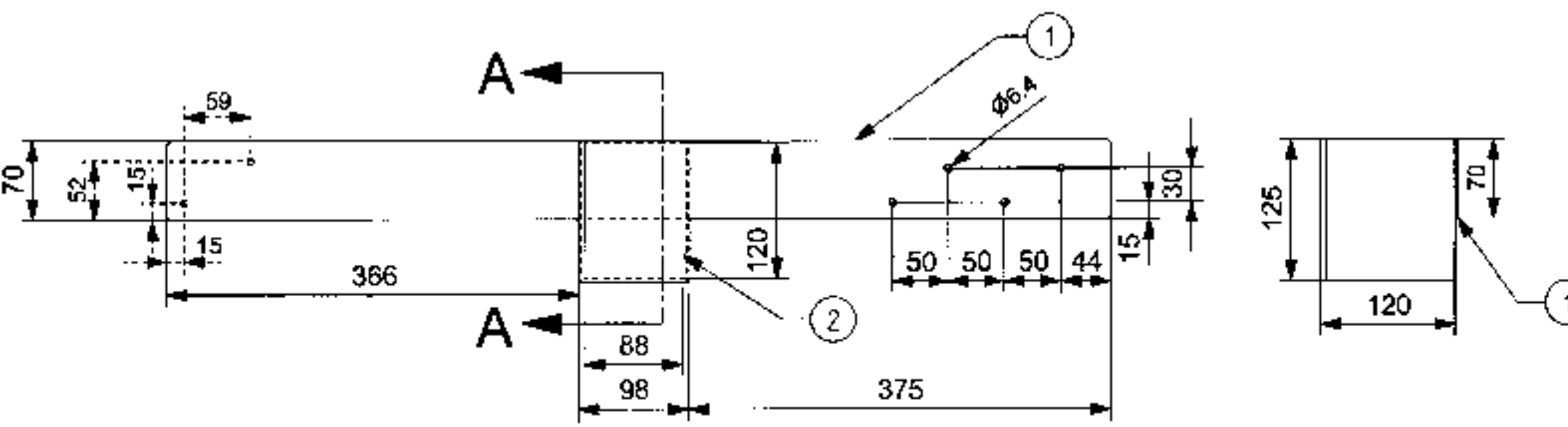
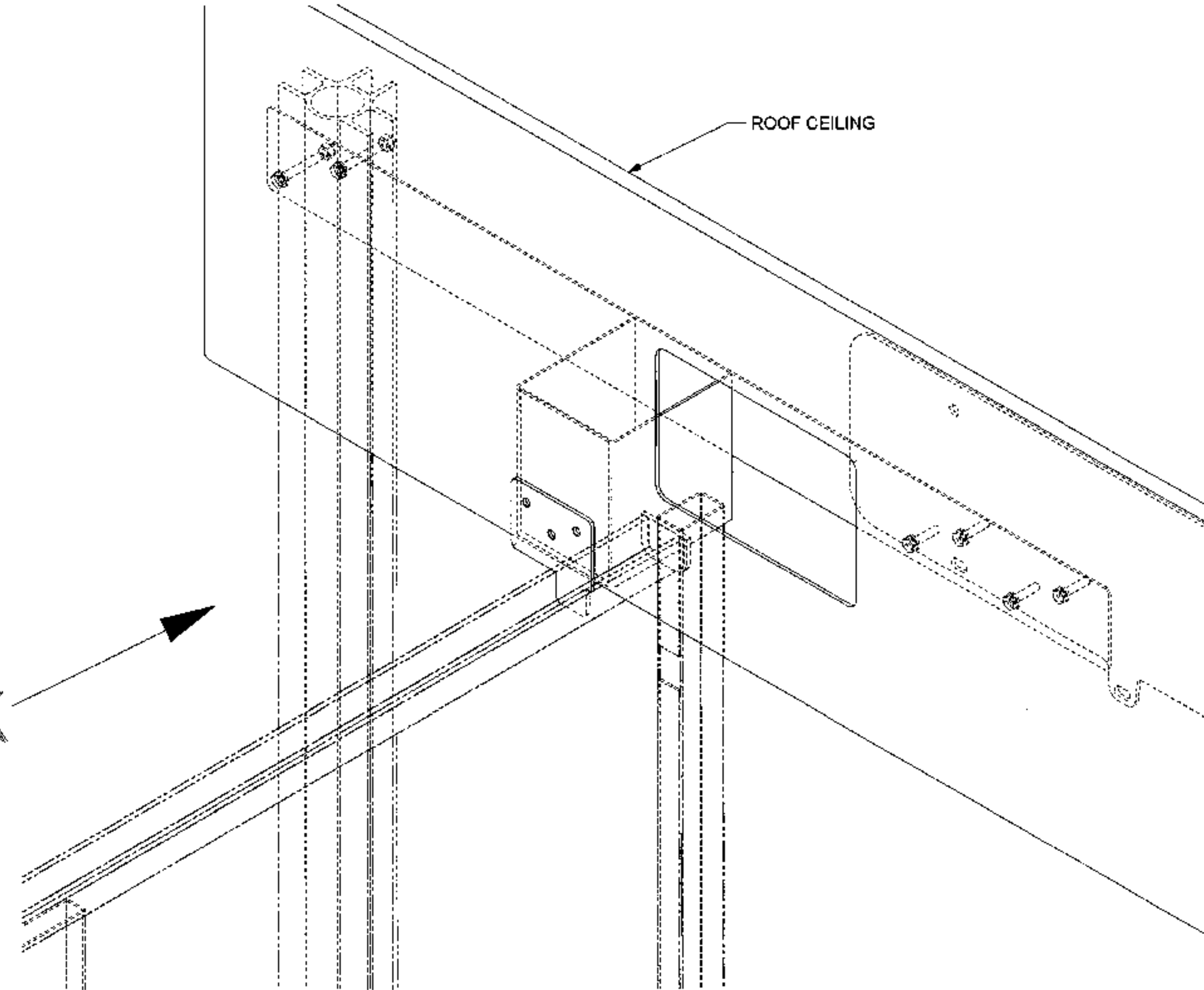
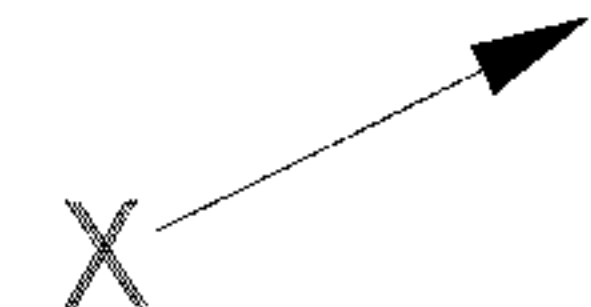
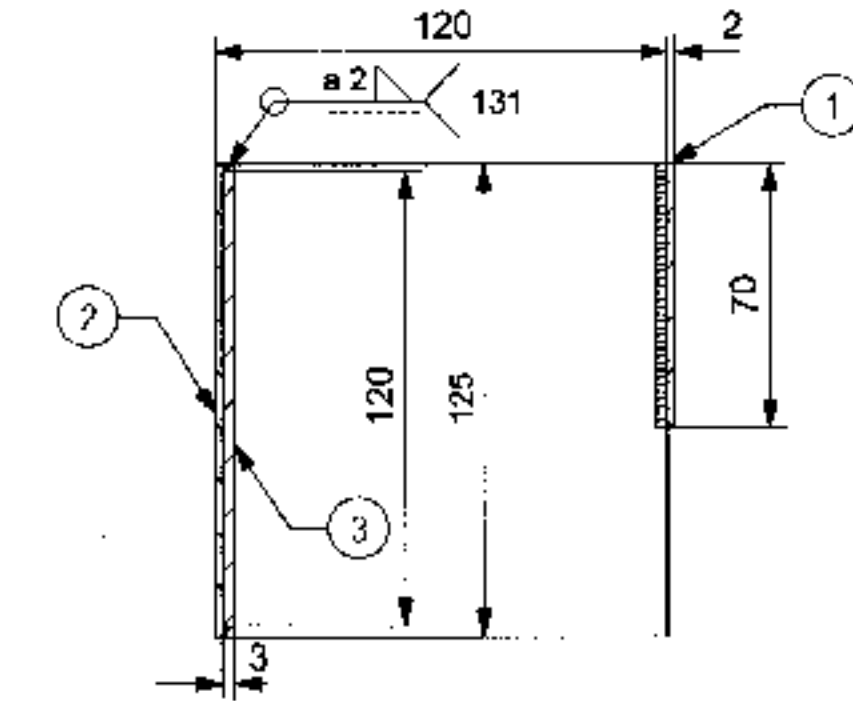
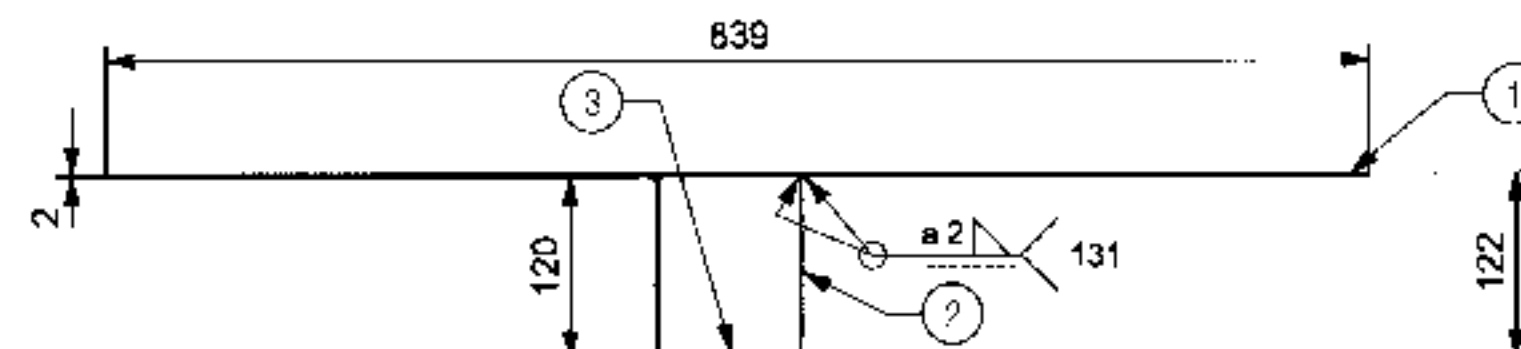
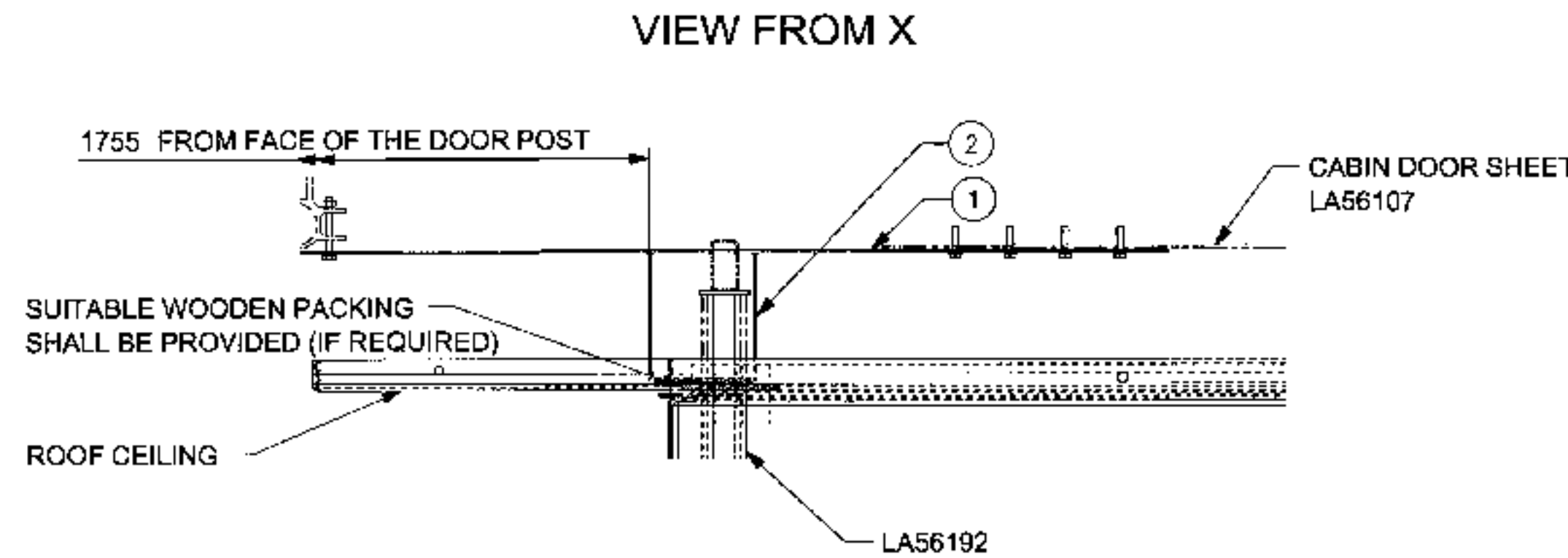
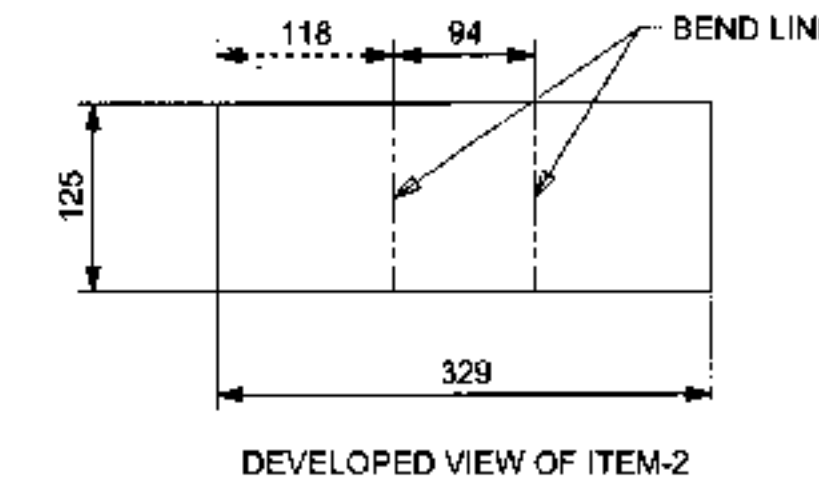
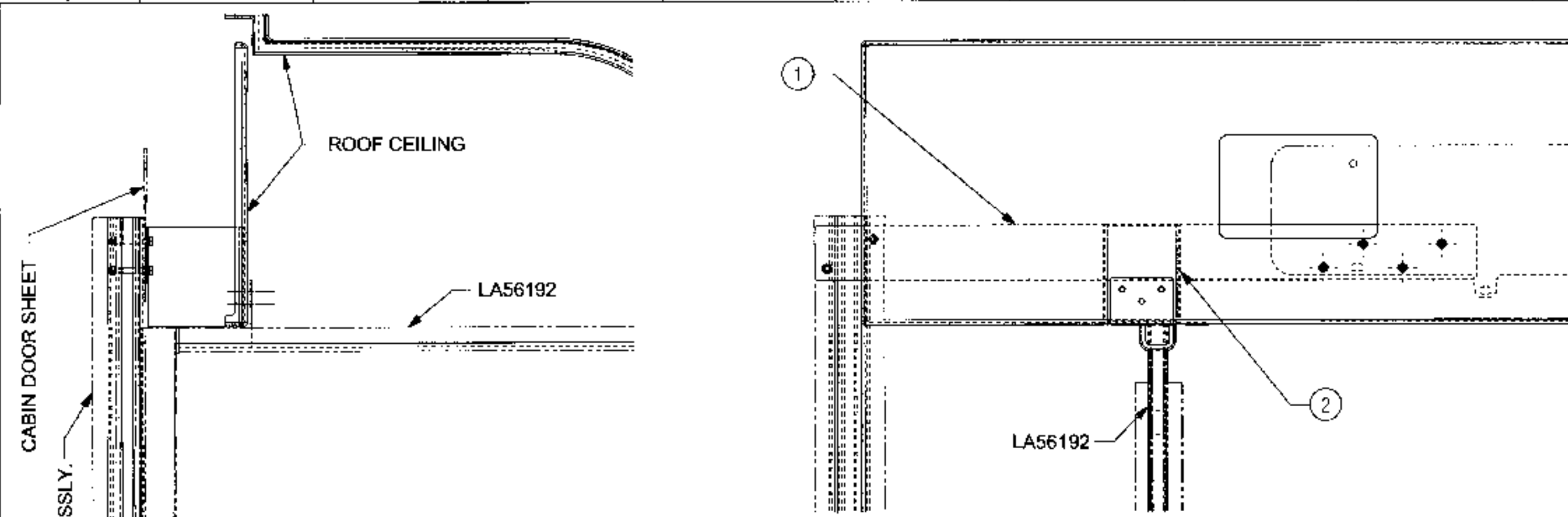
DETAIL DRGS STARTING WITH "L" ARE INTERNAL REFERENCE LISTS ONLY AND ARE NOT FOR ISSUE.

THIS IS A COMPUTER GENERATED DRAWING. ANY MANUAL ALTERATION SHALL AUTOMATICALLY RENDER IT INVALID.

FOR UNTOLERANCED DIMENSIONS REFER MD00000	DATE OF FIRST ISSUE	04/05/2024	CGM 8Y
---	---------------------	------------	--------

NIL HALF BOX L.H. 1X112.SX155.5		NIL		WELD SPEC. C/KI 201. 155X11210		AISI: 304	
WELD LENGTH	ITEM	DESCRIPTION & DIMENSIONS	SPARELY	DETAIL ORG	NATL. & SPEC.	REMARKS	
NIL	M	GROUP	INTERIOR DOORS & ACCESSORIES COMPLETE	SUPPLIERS.	NIL		
WEIGHT	FILE - A56179.001 (30)						
1.74303 KG					SCALE	1:10	1/2" = 1"
S. AREA					STD	1/2"	R.G.H. 1/2"
0.45878 M ²					DRN	1/2"	SATS 1/2"
LENGTH / 112					REF. NO.	NIL	
1.313 M					PL NO.	NIL	
WIDTH / 112					DRG. NO.	LA56179	
0.012 M					ALT. INTL	1/2" = 1"	
HEIGHT					SIZE 1/2" = 1"	1/2"	
0.092 M							

ALT.NO	ALT.DATE	ZONE	ALTERATIONS	AUTHORITY
NIL	NIL	NIL	NIL	NIL



NOTE:
1. HOLES AND CUTOUTS (IF REQUIRED) TO BE DONE SUITE AT SITE.
2. SUITABLE HARDWARE TO BE USED TO MOUNT THIS ASSLY.

प्रविष्टि
ENTERED
ये
INTO
प्रविष्टि
DATA BASE

23 MAR 2026

3	FLAT 3X8BX120	I	NIL	A151 304	NIL
2	SHFT 2X175X329	J	NIL	A151 304	NIL
1	SHFT 2X70X839	I	NIL	A151 304	NIL

WELD LENGTH		ITEM		DESCRIPTION & DIMENSIONS				DSPACE		DETAIL DRG		MATL. & SPEC.		REMARKS			
NIL		M		GROUP		SUPERSEDES:										NIL	
WEIGHT		FILE		LA56190.prt (3D)													
NIL		KG		DOOR BRACKET								SCALE		SSE/REC		21/08/96	
S. AREA		M ²		PP END								NITS		CHD		DVDR	
LENGTH X B T A														DRN		SATS	
NIL		M		RAIL COACH FACTORY, KAPURTHALA								REF. DRG. NO.		LA56184			
WIDTH X THICK.		M		रेल कोच फैक्टरी कपूरथला						IRS		PL NO.		NIL			
NIL		M												DRG. NO.		LA56190	
WEIGHT		M															
NIL		M		ADE/SME		D/CME		CDE		ALT.		NIL		SIZE (A) SHEET 1/11			

ANY MANUAL ALTERATION SHALL AUTOMATICALLY RENDER THIS DRAWING INVALID

DETAIL DRGS STARTING WITH "LI" ARE INTERNAL REFERENCE LISTS ONLY AND ARE NOT FOR ISSUE.

FOR UNTOLERANCED DIMENSIONS REFER MDG000

DATE OF FIRST ISSUE

23/03/202

CGM BY

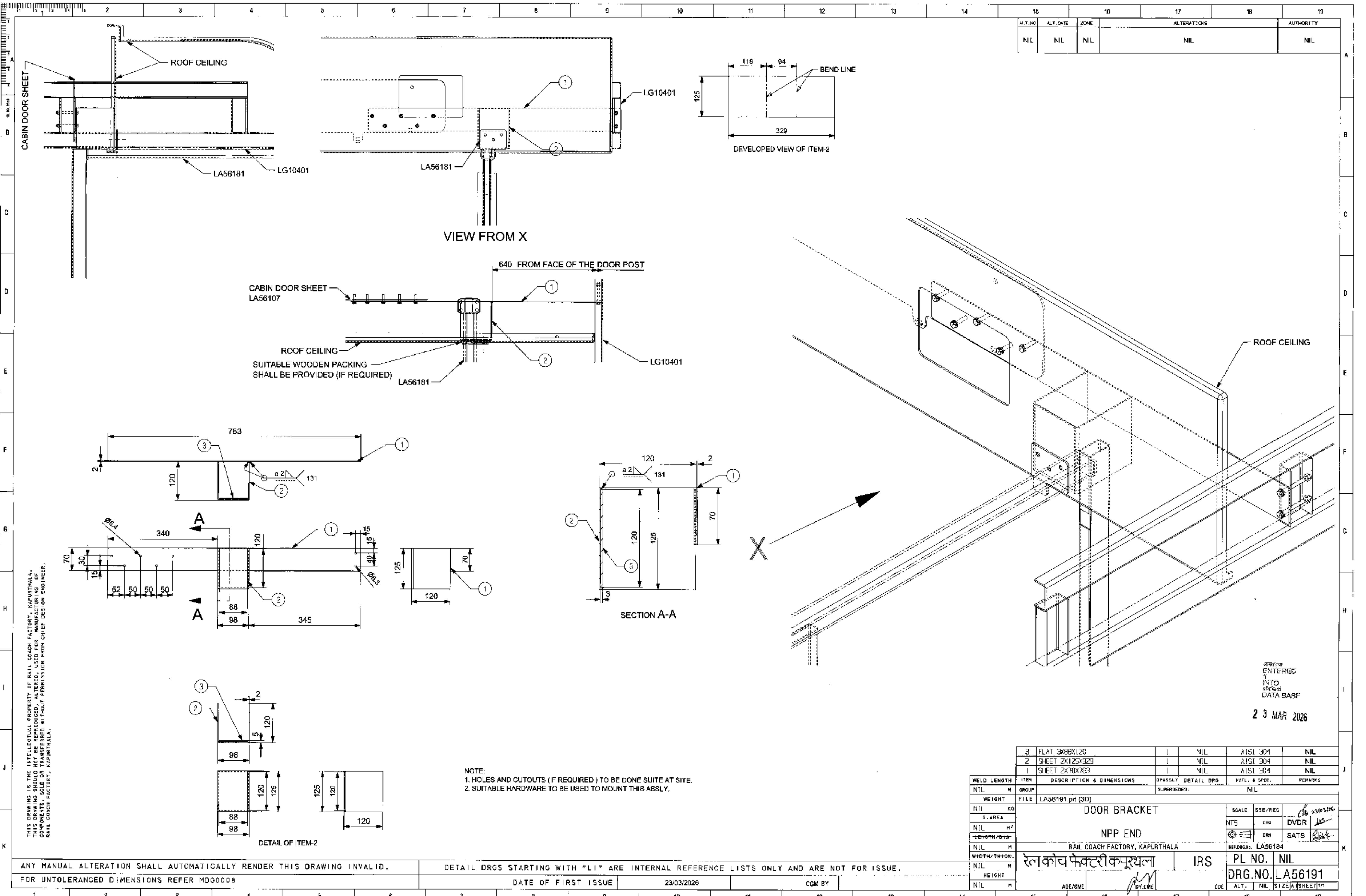
	SME	
--	-----	--

DY.CME

GDE : Δt

NIL	SIZE
-----	------

SHEET	1/1
-------	-----



ALT. NO.	ALT. DATE	ZONE	ALTERATIONS	AUTHORITY
NIL	NIL	NIL	NIL	NIL

THIS DRAWING IS THE INTELLECTUAL PROPERTY OF RAIL COACH FACTORY, KAPURTHALA.
THIS DRAWING SHOULD NOT BE REPRODUCED, ALTERED, USED FOR MANUFACTURING OF
COMPONENTS, SOLD OR TRANSFERRED WITHOUT PERMISSION FROM CHIEF DESIGN ENGINEER,
RAIL COACH FACTORY, KAPURTHALA.

NOTE:
1. HOLES AND CUTOUTS (IF REQUIRED) TO BE DONE SUITE AT SITE.
2. SUITABLE HARDWARE TO BE USED TO MOUNT THIS ASSLY.

3		FLAT 3x80x120		I	NIL	AISI 304	NIL		
2		SHEET 2x125x329		I	NIL	AISI 304	NIL		
1		SHEET 2x70x763		I	NIL	AISI 304	NIL		
WELD LENGTH		17MM	DESCRIPTION & DIMENSIONS		OPASSLY	DETAIL DRG	MATL. & SPEC.	REMARKS	
NIL		M	GROUP		SUPERSEDES:			NIL	
WEIGHT		KG	FILE					LA56191.pri (3D)	
NIL		KG	DOOR BRACKET					SCALE SSE/REQ	
S. AREA							NTS	CHD	DVDR
NIL		M ²	NPP END					DRN	SATS
LENGTH/HT							REF.DWG. No. LA56184		
NIL		M	RAIL COACH FACTORY, KAPURTHALA					PL NO. NIL	
WIDTH/HT/HT.		रेलकोच फेक्टरी कपूरथला					DRG.NO. LA56191		
NIL		M	IRS					ALT. NIL	
HEIGHT							SIZE A1 SHEET 1/1		
NIL		M	ADE/SME		DY.CME		CDE		

ANY MANUAL ALTERATION SHALL AUTOMATICALLY RENDER THIS DRAWING INVALID.

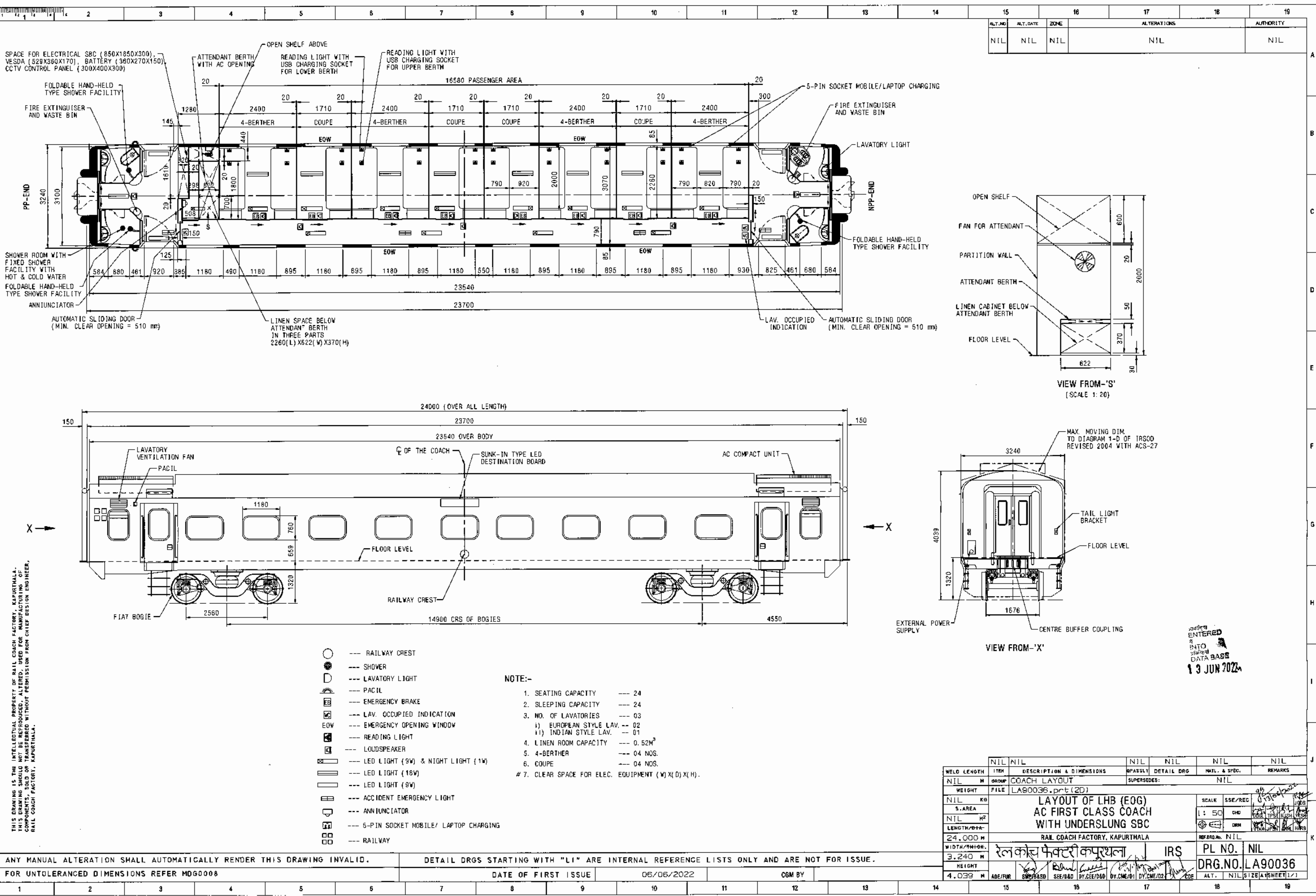
DETAIL DRGS STARTING WITH "LI" ARE INTERNAL REFERENCE LISTS ONLY AND ARE NOT FOR ISSUE.

FOR UNTOLERANCED DIMENSIONS REFER MOG0008

DATE OF FIRST ISSUE

23/03/2026

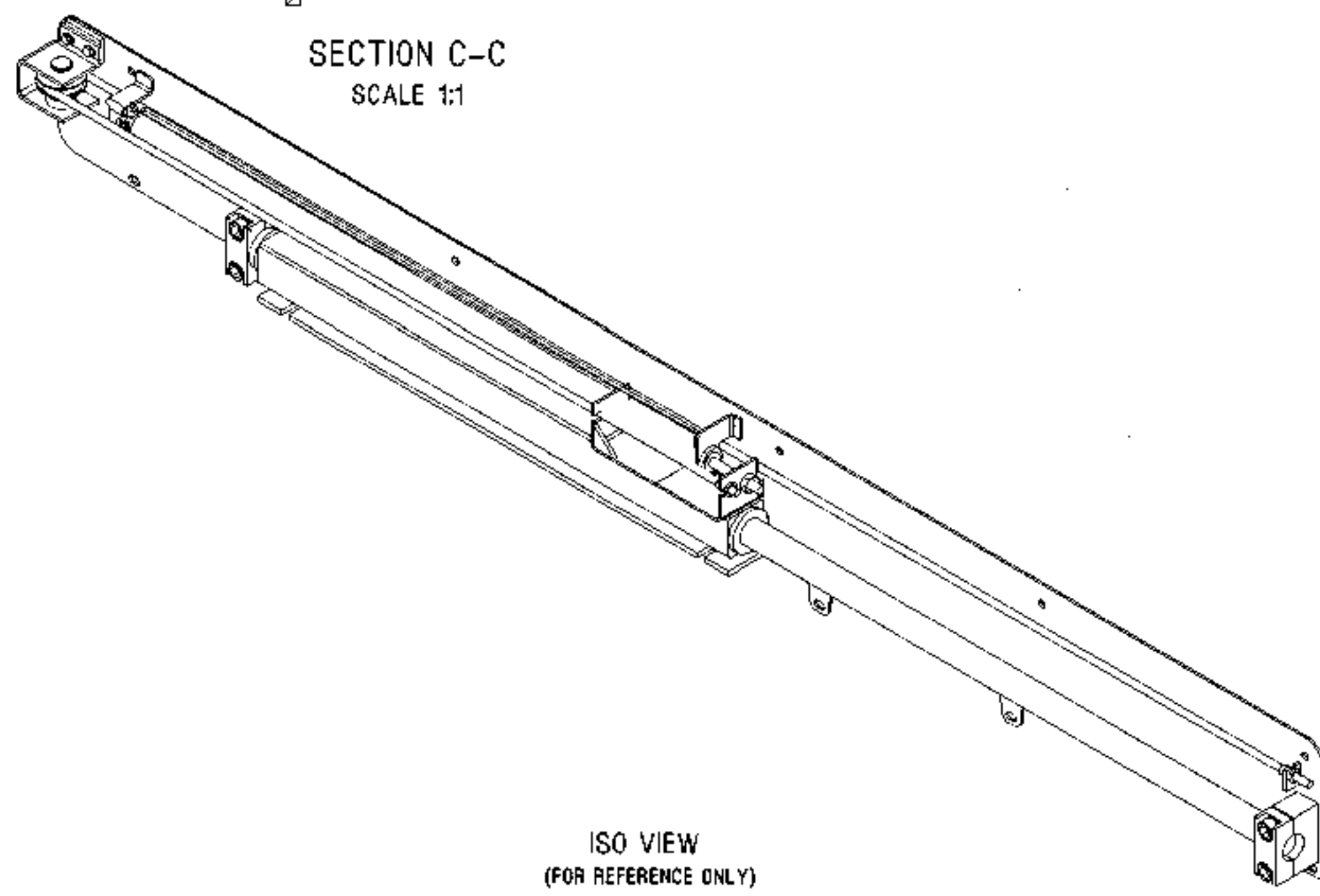
CGM BY



THIS DRAWING IS THE INTELLECTUAL PROPERTY OF RAIL COACH FACTORY, KAPURTHALA. THIS DRAWING SHOULD NOT BE REPRODUCED, ALTERED, USED FOR MANUFACTURING OF COMPONENTS, SOLD OR TRANSFERRED WITHOUT PERMISSION FROM CHIEF DESIGN ENGINEER, RAIL COACH FACTORY, KAPURTHALA.

ANY MANUAL ALTERATION SHALL AUTOMATICALLY RENDER THIS DRAWING INVALID.										DETAIL DRGS STARTING WITH "LI" ARE INTERNAL REFERENCE LISTS ONLY AND ARE NOT FOR ISSUE.									
FOR UNTOLERANCED DIMENSIONS REFER MDG0008										DATE OF FIRST ISSUE									
										06/06/2022									
										CGM BY									

WELD LENGTH		ITEM		DESCRIPTION & DIMENSIONS		ASSEMBLY		DETAIL DRG		NATL. & SPEC.		REMARKS	
NIL		OROMP		COACH LAYOUT		SUPERSEDES:		NIL					
WEIGHT		FILE		LA90036.prt (2D)									
NIL		S. AREA		LAYOUT OF LHB (E0G)									
NIL		LENGTH/DIA		AC FIRST CLASS COACH									
24,000				WITH UNDERSLUNG SBC									
3,240				RAIL COACH FACTORY, KAPURTHALA									
4,039				रेल कोच फैक्टरी कपूरथला									
				IRS									
				PL NO. NIL									
				DRG.NO. LA90036									
				ALT. NIL									
				SIZE (A) SHEET 1/1									



ISO VIEW
(FOR REFERENCE ONLY)

WELD LENGTH		ITEM	DESCRIPTION & DIMENSIONS		DISASSEMBLY DETAIL DRG	MATERIAL & SPEC.		REMARKS			
NIL		M	GROUP	INTERIOR DOORS ACCESSORIES COMPLETE	SUPERSEDES: LD56138		ALT C				
WEIGHT		FILE	LD56138.dwg, prt (30)				SSE/REG		23/06/2022		
NIL		KG	MOVE MECHANISM					SCALE	CHD	PRSH	gms
S.AREA											
NIL		M ²	FOR SALOON SLIDING DOOR					1:10	CHD	RJSH	gms
LENGTH		M									
NIL		M	RAIL COACH FACTORY, KAPURTHALA					REF.DRG.NO.		NIL	
WGTG/THICK.			रेल कोच फैक्टरी कपूरथला			IRS		PL NO.		NIL	
NIL		M						DRG.NO.		LD56138	
WEIGHT			ADE/SME			N.R		ALT.		SIZE & SHEET	
NIL		M						CDE		1/1	

THIS DRAWING IS THE INTELLECTUAL PROPERTY OF RAIL COACH FACTORY, KAPURTHALA. THIS DRAWING SHOULD NOT BE REPRODUCED, ALTERED, USED FOR MANUFACTURING OF COMPONENTS, SOLD OR TRANSFERRED WITHOUT PERMISSION FROM CHIEF DESIGN ENGINEER, RAIL COACH FACTORY, KAPURTHALA.

NOTE:

1. ELASTIC CORD SHOULD BE TIGHTENED SUFFICIENTLY TO ENSURE SMOOTH CLOSING AND OPENING OF THE DOOR WITH HUMAN EFFORT OF LESS THAN 5KG.F. REQUIRED PHYSICAL PROPERTIES OF ELASTIC CORD:

a. BREAKING STRENGTH (MM)	140 Kg
b. ULTIMATE ELONGATION (MM)	145 %
c. INNER BRAID (MM)	16
d. OUTER BRAID (MM)	16

2. * - ITEM NO. 18 I.e. CIRCLIP MAY BE SELECTED SO AS IT WILL NOT TOUCH AND GRAZE ITEM NO. 4 I.e. GUIDE ROLL DURING OPERATION OF THE DOOR.

3. * - ITEM NO. 17 I.e. LINEAR MOTION BUSHING SHALL OUT OF THE FOLLOWING MAKE ONLY:

a) M/L LK 3050 OF M/S WIPAC THOMPSON CO. LTD. JAPAN,
b) LBR 30 HV5 OF M/S EWEWILL,
c) KH3050 OF M/S INA,
d) R0658-030-30 OF M/S REXROTH.

ANY MANUAL ALTERATION SHALL AUTOMATICALLY RENDER THIS DRAWING INVALID.
FOR UNTOLERANCED DIMENSIONS REFER MDG0008

DETAIL DRGS STARTING WITH "LI" ARE INTERNAL REFERENCE LISTS ONLY AND ARE NOT FOR ISSUE.

DATE OF FIRST ISSUE

30/03/2011

CGM BY

0.000

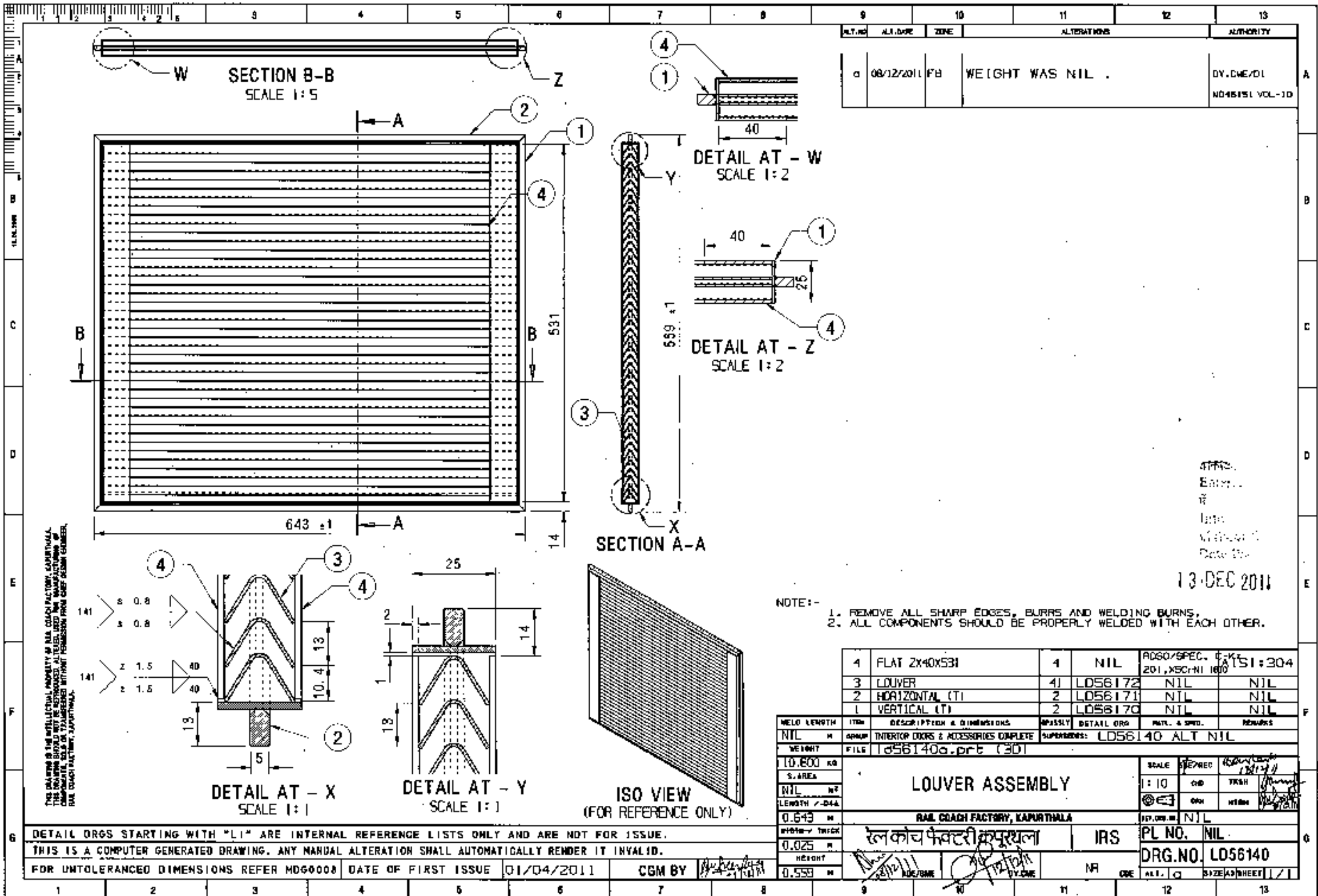
0.000

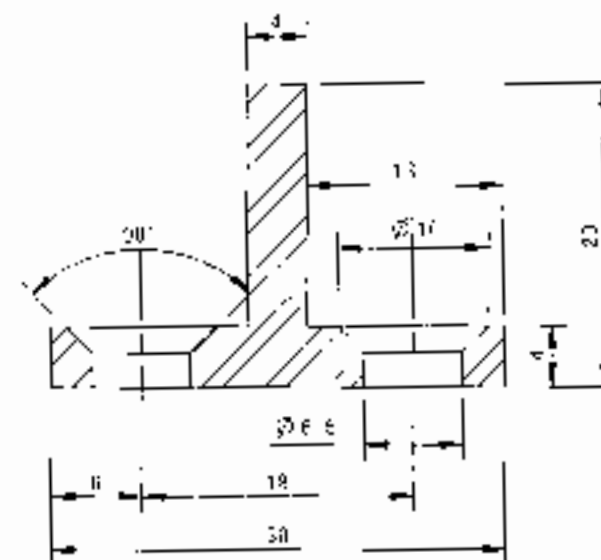
N.R

DRG.N	
-------	--

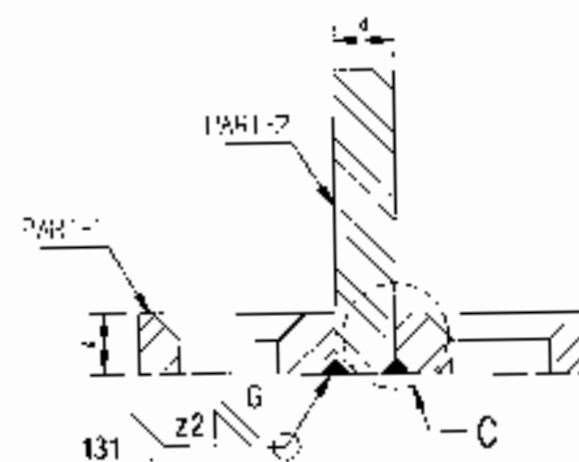
0. LD50

138

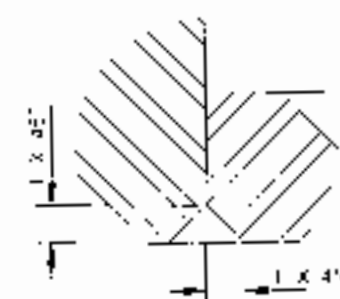




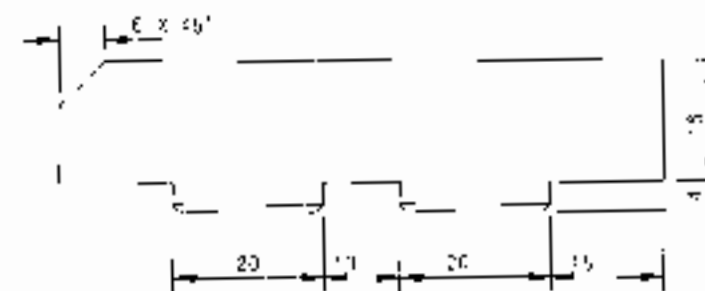
CR



SECTION B-B



DETAIL C



DETAIL OF PART-2

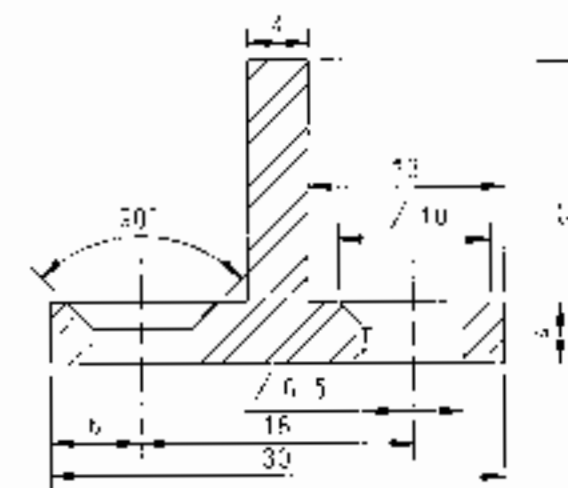
1. ALL SHARP EDGES & CORNER SHOULD BE ROUNDED OFF TO 0.5R.
2. GUIDE RAIL PROVIDED BY A SINGLE PIECE OR IT MAY BE MANUFACTURE BY JOINING TWO DIFFERENT PARTS.
3. OVERALL DIMENSION ARE REMAIN SAME FOR GUIDE RAIL.

ANY MANUAL ALTERATION SHALL AUTOMATICALLY RENDER THIS DRAWING INVALID.

FOR UNTD LERANCED DIMENSIONS REFER MDG0008	DATE OF FIRST ISSUE	01/08/2010
--	---------------------	------------

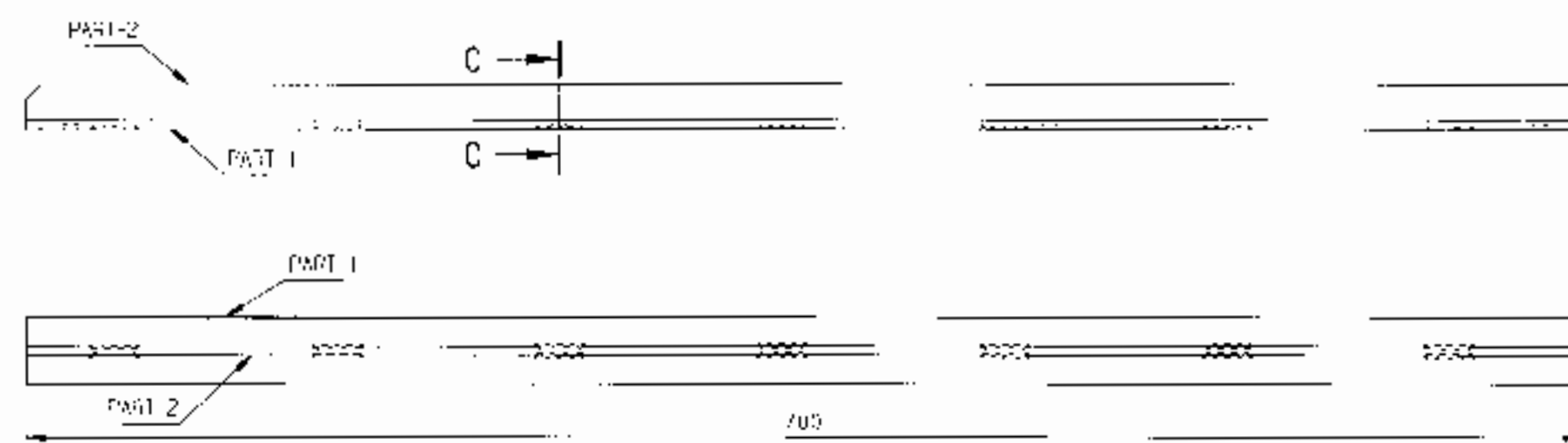
CGM BY

NILE		GUIDE RAIL -X20X30X30		NILE		NIL		JIS-B971-1982 CnL-XO-Cr19Ni19		AISI:304			
WELD LENGTH		ITEM		DESCRIPTION & DIMENSIONS		CROSSLY		DETAIL DRG.		MAT'L & SPEC.		REMARKS	
NILE		M		GROUP		INTERIOR DOORS & ACCESSORIES COMPLETE		SUPERSCODE:		LD56143		ALT NILE	
WEIGHT		FILE		LD56143a.dwg (2D)									
0.1054		KG											
S. AREA													
0.90784		M ²											
LENGTH / DIA													
0.050		M											
WIDTH / THICK													
0.030		M											
HEIGHT													
0.040		M											
				</									

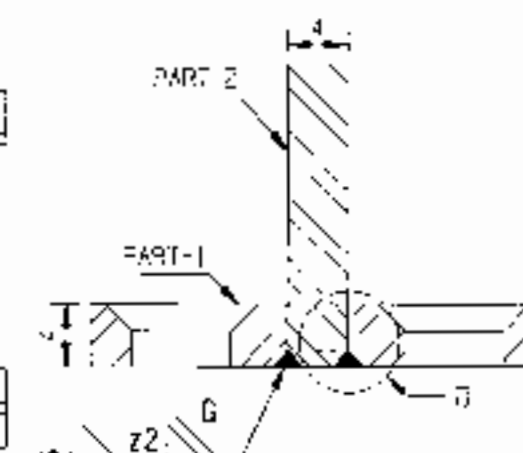


SECTION A-A

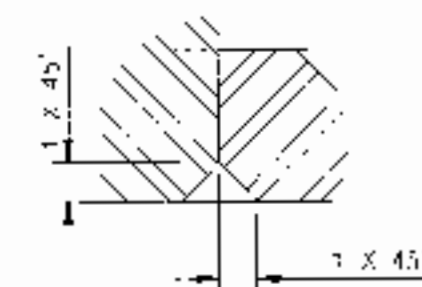
OK



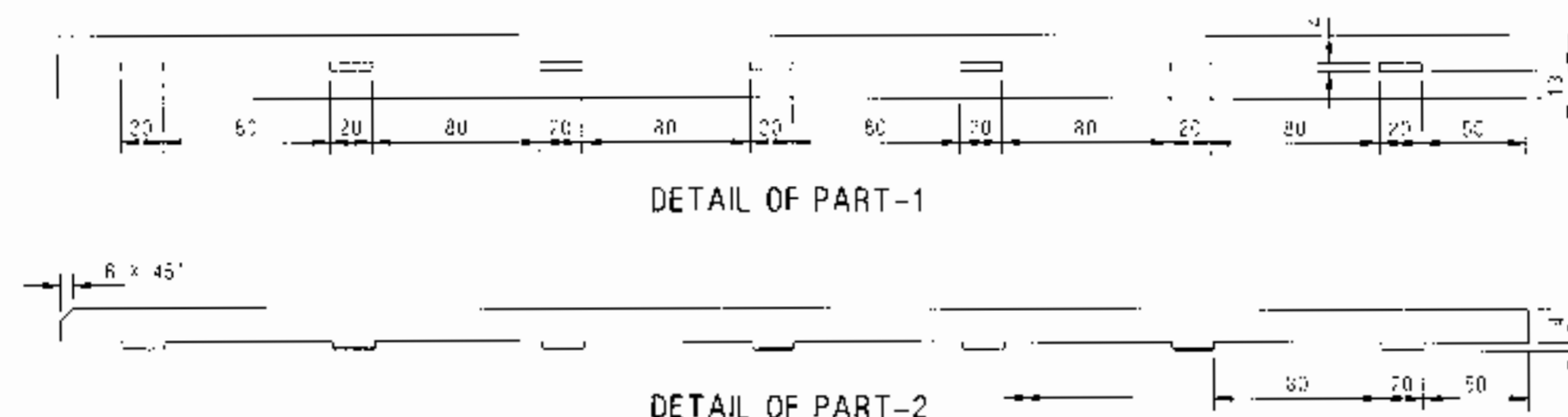
GUIDE RAIL



SECTION C-C



DETAIL D



DETAIL OF PART-2

THIS DRAWING IS THE INTELLECTUAL PROPERTY OF RAIL COACH FACTORY, KAPURTHALA, A. THIS DRAWING SHOULD NOT BE REPRODUCED, ALTERED, USED FOR MANUFACTURING OR COMPONENTS, SOLD OR TRANSFERRED WITHOUT PERMISSION FROM CHIEF DESIGN ENGINEER, RAIL COACH FACTORY, KAPURTHALA.

4911

1. ALL SHARP EDGES & CORNER SHOULD BE ROUNDED OFF TO 0.5"
2. GUIDE RAIL PRODUCE BY A SINGLE PIECE OR IT MAY BE MANUFACTURE BY JOINING TWO DIFFERENT PARTS.
3. OVERALL DIMENSION ARE REMAIN SAME FOR GUIDE RAIL.

DETAIL DRGS STARTING WITH "LI" ARE INTERNAL REFERENCE LISTS ONLY AND ARE NOT FOR ISSUE




ANY MANUAL ALTERATION SHALL AUTOMATICALLY RENDER THIS DRAWING INVALID.

FDR UNTOLERANCED DIMENSIONS REFER MDG0008

DATE OF FIRST ISSUE	05/08/20.0
---------------------	------------

CGM BY

N1 - GUIDE RAIL 4X20X70X700		NIL	N1	IS:881, 1982 or X040195N13	AISI:304	
WFLD LENGTH	ITEM	DESCRIPTION & DIMENSIONS	OPASSLY	DETAIL DRG	NATL. & SPEC.	REMARKS
N1	M	GROUP	INTERIOR DOORS & ACCESSORIES COMPLETE			
WEIGHT	FILE	LD56144, p. 1, 13D1				
1.0215	KG	GUIDE RAIL MAIN				
S. AREA	RAIL COACH FACTORY, KAPURTHALA					
0.07031	M ²	रेल कोच फैक्टरी कपूरथला				
LENGTH / DIA	IRS					PL NO. NIL
0.700	M	DRG. NO. LD56144				
WIDTH / THICK	ADE/SME					ALT. 10
0.000	M	D/SIZE 2				
HEIGHT	D/SHEET					1/1
0.020	M					

SCALE	SSE/REC	gle 23.02.24	
NFS	CHD	RJSP	
	DRN	LWSR	

GUIDE RAIL MAIN

RAIL COACH FACTORY, KAPURTHALA

रेल कोच फैक्टरी कपुरथला

IRS

PL NO. NIL

DRG.NO.LD56144

CDE	ΔLT.	□	517F	Δ2	SHEET	: / 1
-----	------	---	------	----	-------	-------

Technical drawing of a rectangular plate with a central hole. The hole has a diameter of 12 units. The plate has a total width of 12 units and a height of 8 units. The ends of the plate are shaded with diagonal lines.

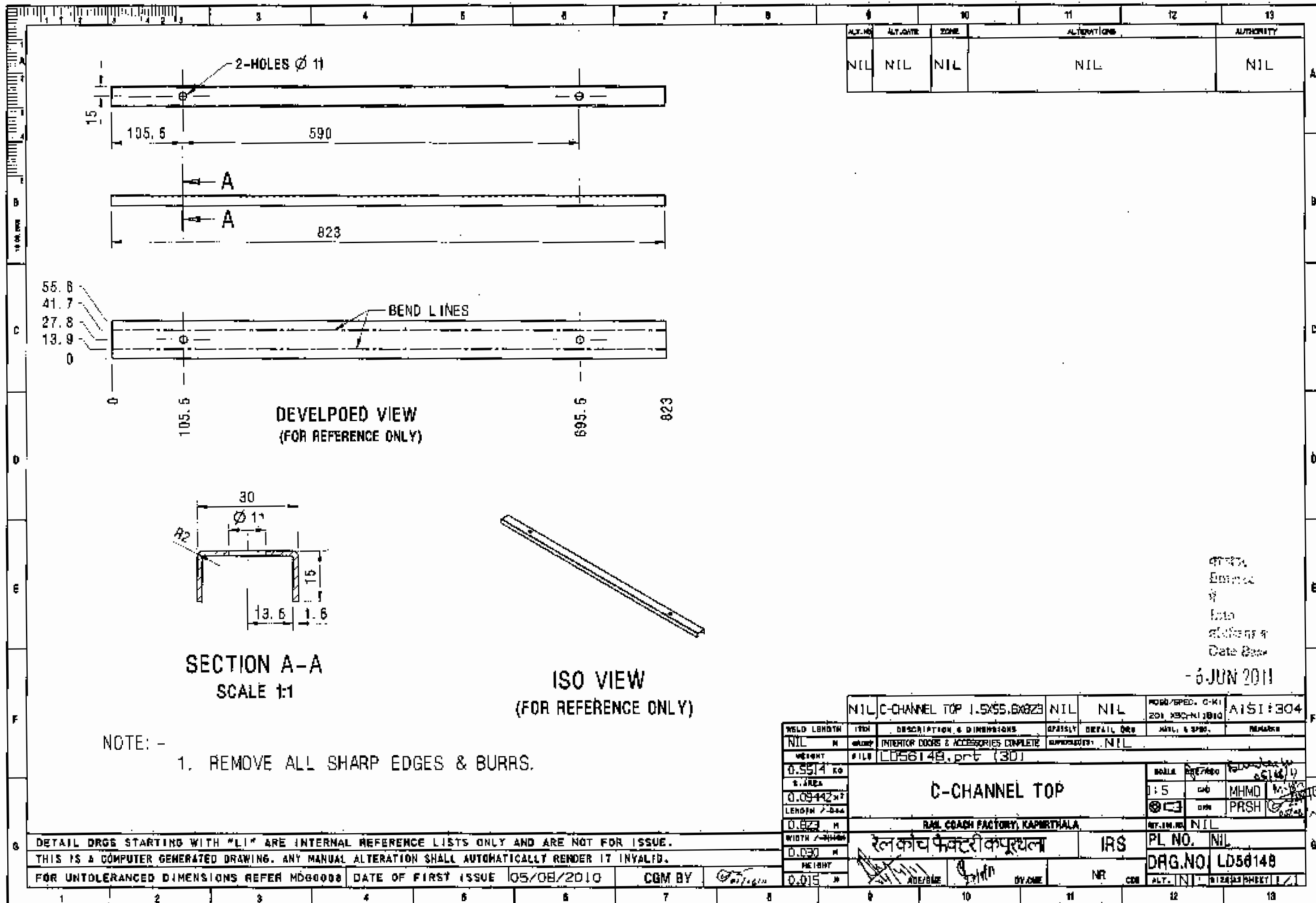
-6 JUN 2011

NOTE:-
1. REMOVE ALL SHARP EDGES & BURRS.

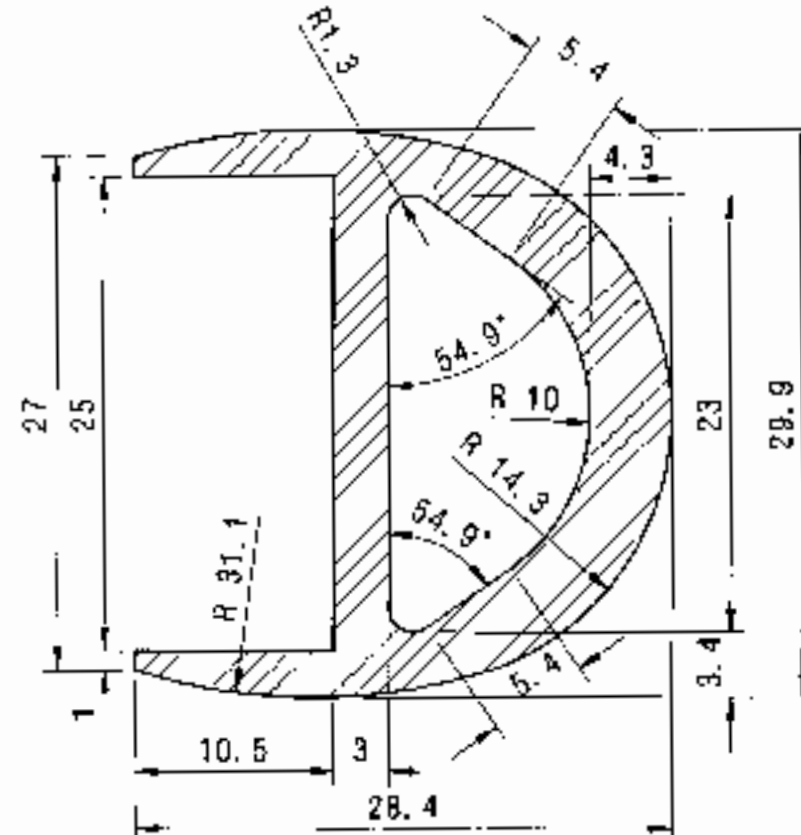
DETAIL DRGS STARTING WITH "LI" ARE INTERNAL REFERENCE LISTS ONLY AND ARE NOT FOR ISSUE.
THIS IS A COMPUTER GENERATED DRAWING. ANY MANUAL ALTERATION SHALL AUTOMATICALLY RENDER IT INVALID.

FOR UNTOLERANCED DIMENSIONS REFER HOG0000	DATE OF FIRST ISSUE	30/03/2011
---	---------------------	------------

CGM BY




ALT. NO.	ALT. DATE	ZONE	ALTERATION(S)	AUTHORITY
NIL	NIL	NIL	NIL	NIL



SECTION A-A
SCALE 5:2



CROSS-SECTION
SCALE 1:1



ISO VIEW
(FOR REFERENCE ONLY)

THIS DRAWING IS THE INTELLECTUAL PROPERTY OF THE COACH FACTORY, KAPPAHALLA. THE DESIGNER SHALL NOT BE RESPONSIBLE AT ALL FOR MISUSE OF THE DRAWING. COACH FACTORY, KAPPAHALLA, SHALL BE RESPONSIBLE FOR THE PRODUCTION OF THE DRAWING. COACH FACTORY, KAPPAHALLA, SHALL BE RESPONSIBLE FOR THE PRODUCTION OF THE DRAWING. COACH FACTORY, KAPPAHALLA, SHALL BE RESPONSIBLE FOR THE PRODUCTION OF THE DRAWING.

2023
 2024
 2025
 2026
 2027
 2028
 2029
 2030

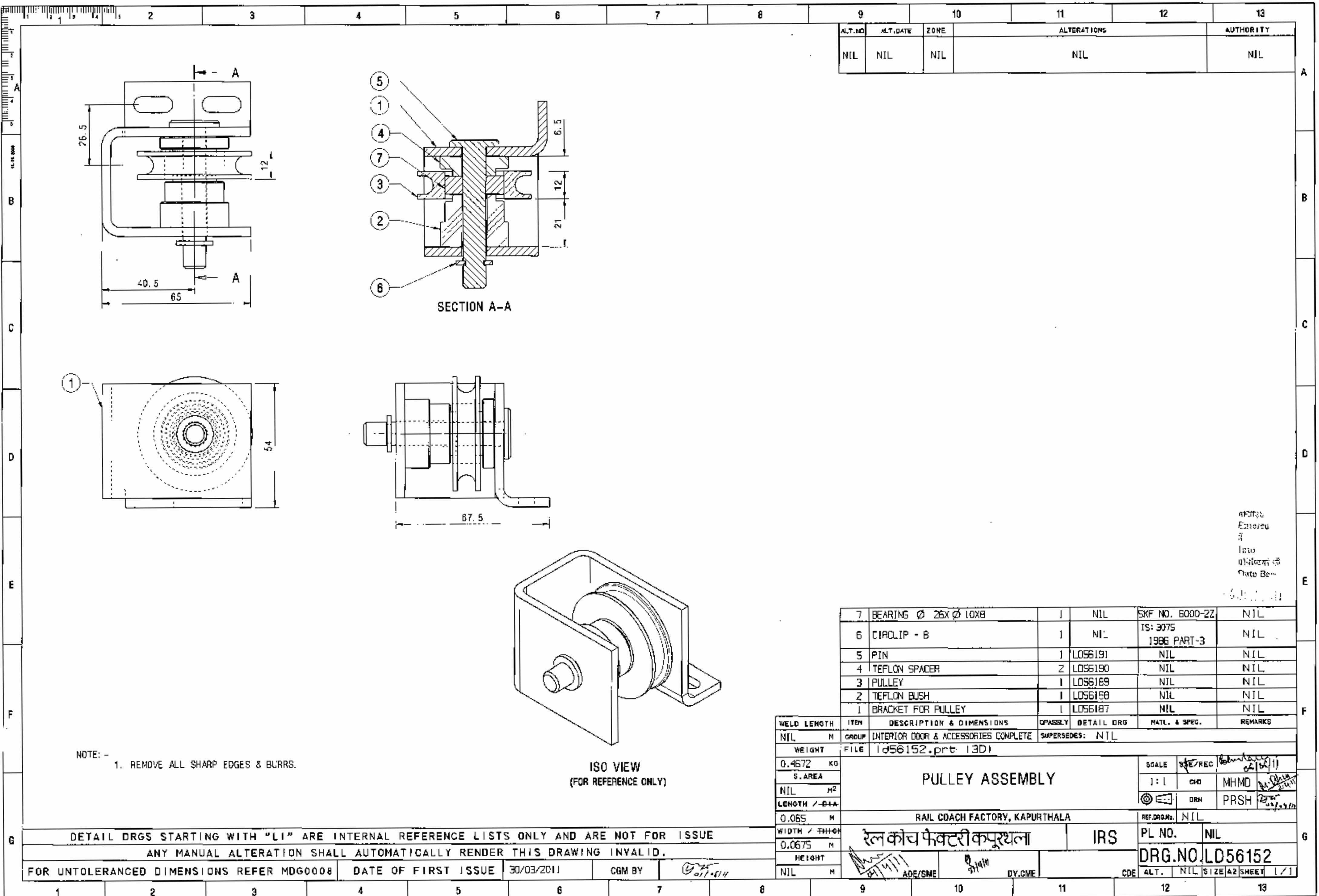
- 6 JUN 2011

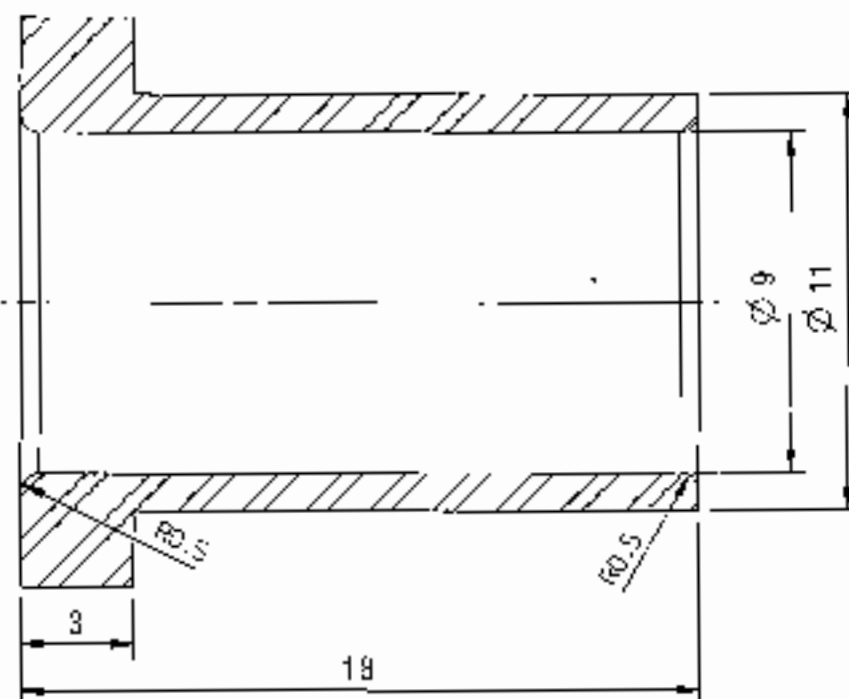
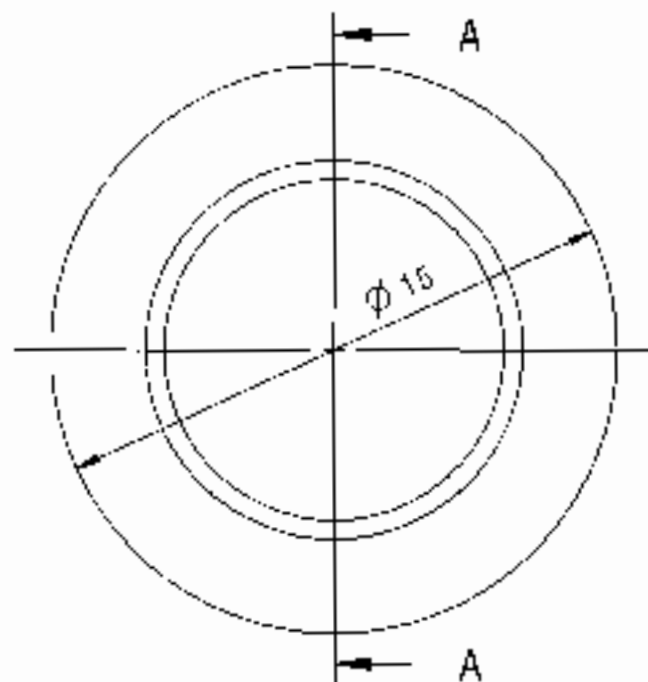
NIL		GASKET FRONT 28.4x29.9x19.13		NIL		MDTS:030.COLOUR BLACK			
WELD LENGTH	1.75H	DESCRIPTION & DIMENSIONS		DETAILS	DETAIL DRG	MATL. & SPEC.	REMARKS		
NIL	M	ORIGIN		INTERIOR COOFS & ACCESSORIES COMPLETE					
WEIGHT		FILE 1856150.prt (3D)							
0.4871	KG	GASKET FRONT				SCALE	25X100		
S.AREA						1:10	QND	MHMD	M-10
0.34041	M ²					QND	PRSH		
LENGTH /-DIA									
1.913	M	RAIL COACH FACTORY, KAPURTHALA				REF.DWG. NO.	NIL		
WIDTH /-RND		रेल कोच फैक्टरी कपूरथला		IRS		PL NO.	NIL		
0.0284	M					DRG.NO.	LD56150		
HEIGHT						ALT.	NIL		
0.0299	M					SIZES AS SHEET	1/1		

DETAIL DROGS STARTING WITH "L" ARE INTERNAL REFERENCE LISTS ONLY AND ARE NOT FOR ISSUE.

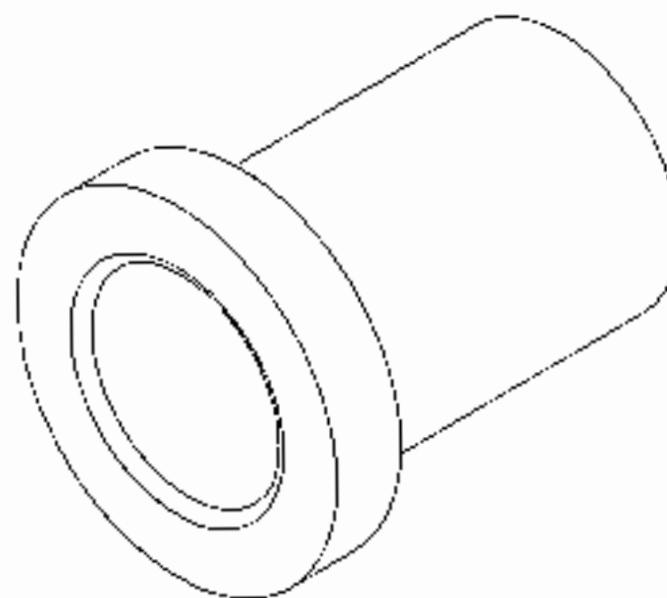
THIS IS A COMPUTER GENERATED DRAWING. ANY MANUAL ALTERATION SHALL AUTOMATICALLY RENDER IT INVALID.

FOR UNTOLERANCED DIMENSIONS REFER MDG0008	DATE OF FIRST ISSUE	01/04/2011	CGM BY	01/04/11
---	---------------------	------------	--------	----------





SECTION A-A



ISO VIEW
(FOR REFERENCE ONLY)

NOTE:-

1. REMOVE ALL SHARP EDGES & BURRS.

ALT. NO.	ALT. DATE	ZONE	ALTERNATION	AUTHORITY
NIL	NIL	NIL	NIL	NIL

DATE: 6 JUN 2011
TIME: 10:10
BY: [Signature]
CHECKED BY: [Signature]
DATE: 6 JUN 2011

- 6 JUN 2011

NIL	BUSH Ø 15X18	NIL	NIL	REVISION: E 17 P31, 10/07/2010	ALIST: 304
WELD LENGTH	11M	DESCRIPTION & DIMENSIONS	OPASSLT: DETAIL 500	REMARKS	
NIL	M	GROUP	INTERIOR LOOPS & ACCESSORIES COMPLETE	SUPERSIDES: NIL	
WEIGHT	FILE	1056155.prt (3D)			
0.00547 KG					
S. AREA					
0.0038 M ²					
LENGTH / DIA					
0.0 B/DIEN					
WIDTH / THICK					
NIL	M				
HEIGHT	N				
NIL	N				

GUIDE BUSH
FOR NYLON CORD

RAIL COACH FACTORY, KAPURTHALA

रेल कोच फैक्टरी कपूरथला

IRS

PL NO. NIL

DRG. NO. LD56155

DETAIL CRGS STARTING WITH "LI" ARE INTERNAL REFERENCE LISTS ONLY AND ARE NOT FOR ISSUE.

THIS IS A COMPUTER GENERATED DRAWING. ANY MANUAL ALTERATION SHALL AUTOMATICALLY RENDER IT INVALID.

FOR UNTOLERANCED DIMENSIONS REFER MDG00088

DATE OF FIRST ISSUE 29/07/2010

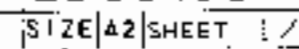
CGM BY

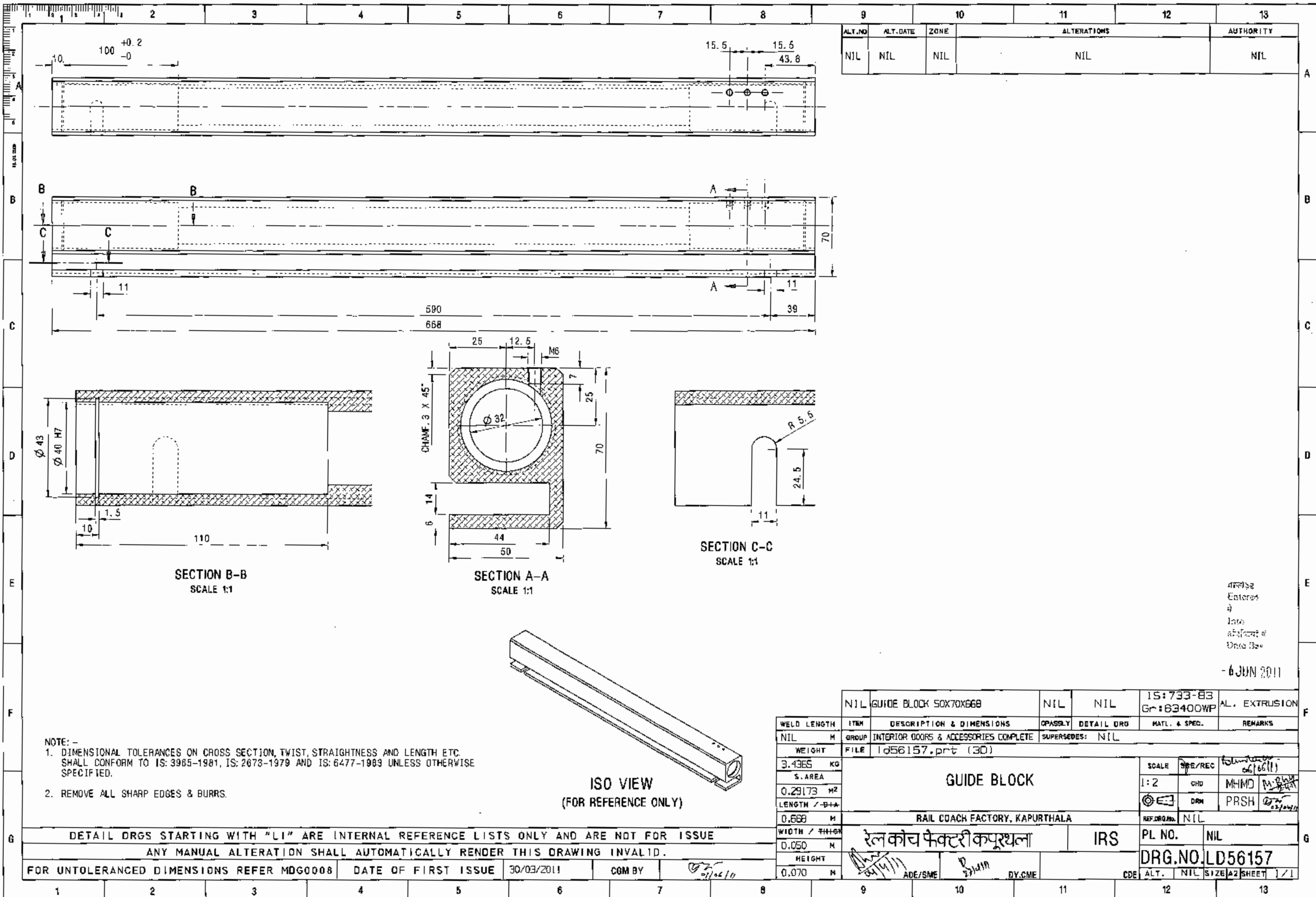
[Signature]

NR

COE

ALT. [Signature] SIZE A1 SHEET: 1/1





ALT. NO.	ALT. DATE	ZONE	ALTERATIONS	AUTHORITY
□	25/06/2020	FZ	1. NOTE 5 & 6 REVISED.	DTC NO. MDZ00024

SCALE 1:1

आकृति
ENTERED
INTO
DATA BASE

29 JUN 2020

NOTE:-

1. GUIDE ROD TO BE OBTAINED FROM WORKABLE SHAFT.
2. GUIDE ROD TO BE CHROME PLATED TO 20 TO 25 MICRON.
3. STRAIGHTNESS= WITHIN 0.5 mm ON 1 METER LENGTH.
4. CONCENTRICITY = ± 2 MICRON.
5. SURFACE MARKED THUS # TO BE CASE HARDENED = 80-84 HRC OR 697-800 VICKERS AND DEPTH OF THE HARDNESS = 0.40-0.42 mm.
6. GUIDE ROD SHOULD BE SMOOTH BUFF FINISHED (N3) AFTER CHROME PLATING. FINISHED DIAMETER AND SHAFT PROPERTIES SHOULD BE COMPATIBLE WITH CHOSEN LMB TO ENSURE FRICTIONLESS & SHOCK FREE OPERATION OF DOOR.

DETAIL DRGS STARTING WITH "LI" ARE INTERNAL REFERENCE LISTS ONLY AND ARE NOT FOR ISSUE.

THIS IS A COMPUTER GENERATED DRAWING. ANY MANUAL ALTERATION SHALL AUTOMATICALLY RENDER IT INVALID.

FOR UNTOLERANCED DIMENSIONS REFER MDG0008 DATE OF FIRST ISSUE 30/03/2011 CGM BY

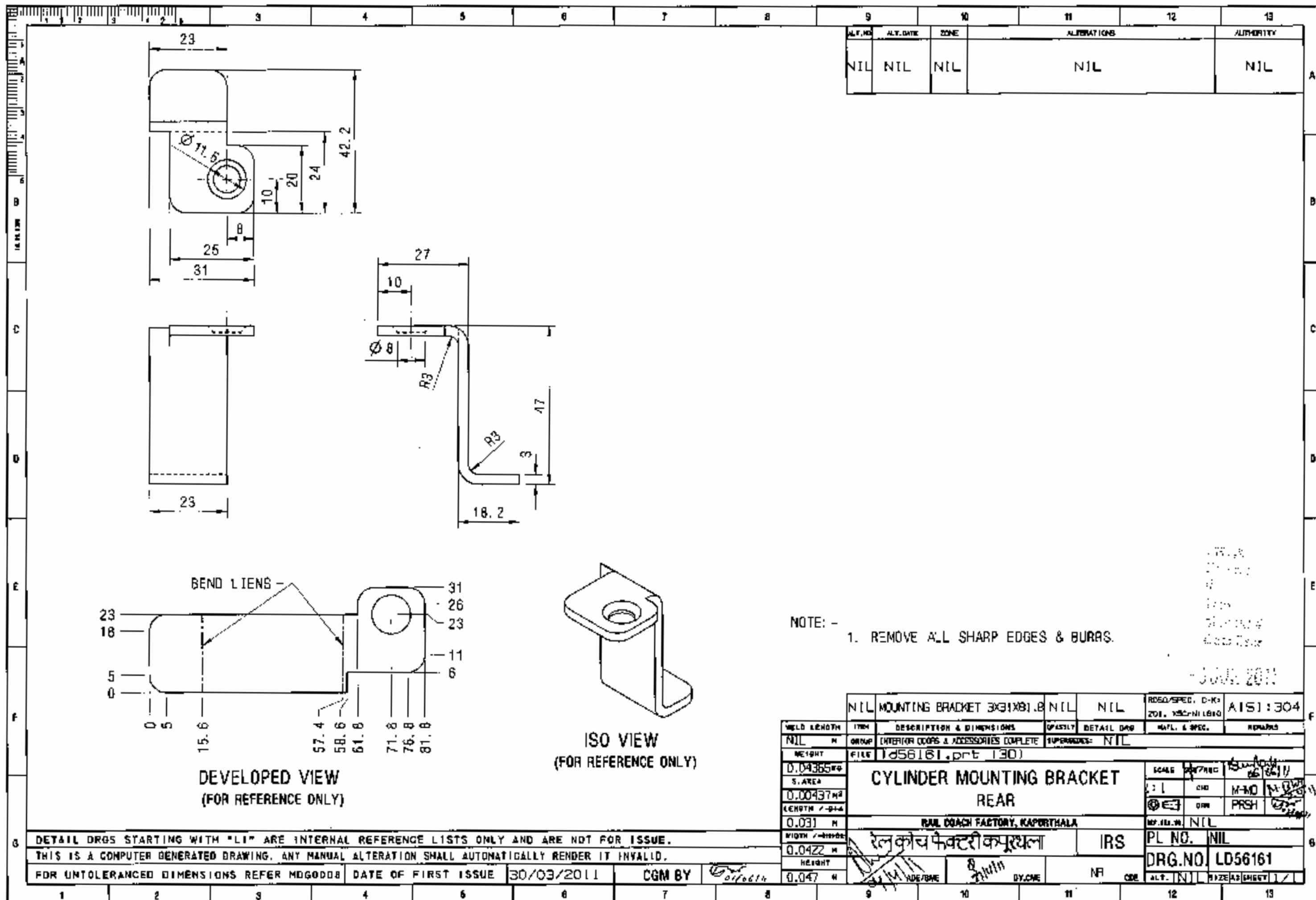
NIL	G.UIDE ROD Ø 30X1495	NIL	NIL	EN 3J	NIL	
WELD LENGTH	ITEM	DESCRIPTION & DIMENSIONS	OPASLT	DETAILS DRG.	REMARKS	
NIL	M	GROUP	INTERIOR DOORS AND ACCESSORIES			
WEIGHT	FILE	1d56158a.prt 1301				
8.470	KD	GUIDE ROD				
S. AREA						
NIL	M ²					
LENGTH / DIA.						
1.495	M	RAIL COACH FACTORY, KAPURTHALA				
WIDTH / THICK		रेल कोच फैक्टरी कपूरथला		IRS	PL NO.	NIL
0.030	M				DRG.NO.	LD56158
HEIGHT		NR		CDE	ALT.	□
NIL	M				SIZE(SHEET)	1/1

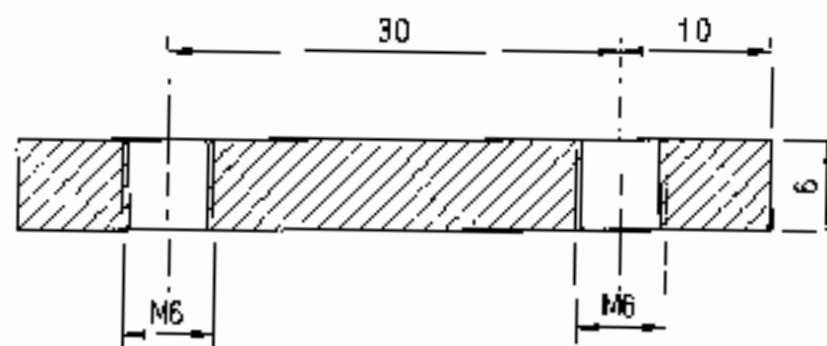
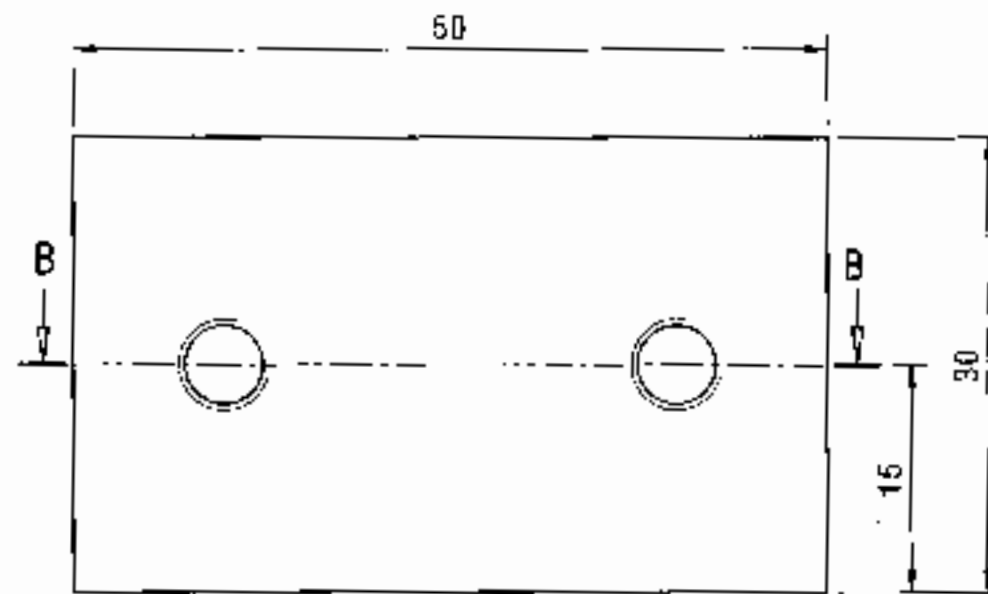
29 JUN 2020

1. GUIDE ROD TO BE OBTAINED FROM WORKABLE SHAFT.
2. GUIDE ROD TO BE CHROME PLATED TO 20 TO 25 MICRON.
3. STRAIGHTNESS= WITHIN 0.5 MM ON 1 METER LENGTH.
4. CONCENTRICITY= ± 2 MICRON.
5. SURFACE MARKED THUS # TO BE CASE HARDENED \approx 80-84 HRC OR 697-800 VICKERS AND DEPTH OF THE HARDNESS = 0.40-0.42 mm.
6. GUIDE ROD SHOULD BE SMOOTH BUFF FINISHED (N3) AFTER CHROME PLATING. FINISHED DIAMETER AND SHAFT PROPERTIES SHOULD BE COMPATIBLE WITH CHOSEN LMB TO ENSURE FRICTIONLESS & SHOCK FREE OPERATION OF DOOR.

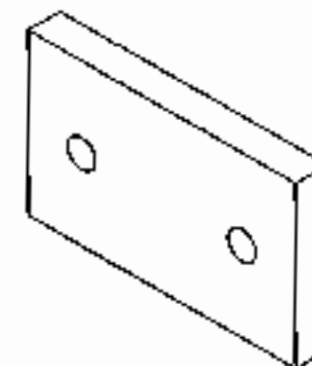
DETAIL DRGS STARTING WITH "LI" ARE INTERNAL REFERENCE LISTS ONLY AND ARE NOT FOR ISSUE.			
THIS IS A COMPUTER GENERATED DRAWING. ANY MANUAL ALTERATION SHALL AUTOMATICALLY RENDER IT INVALID.			
FOR UNTOLERANCED DIMENSIONS REFER MDG000A	DATE OF FIRST ISSUE	30/03/2011	CGM

THIS DRAWING IS THE INTELLECTUAL PROPERTY OF BIL COACH FACTORY, KAPURTHALA. THE DESIGN SHOULD NOT BE REPRODUCED, ALTERED, USED FOR MISLEADING OR COMPARATIVE, SOLD OR BE LOANED WITHOUT PERMISSION FROM OUR DESIGN ENGINEER, BIL COACH FACTORY, KAPURTHALA.





SECTION B-B



ISO VIEW
(FOR REFERENCE ONLY)

NOTE: -

1. REMOVE ALL SHARP EDGES & BURRS.

DETAIL DRGS STARTING WITH "LI" ARE INTERNAL REFERENCE LISTS ONLY AND ARE NOT FOR ISSUE.

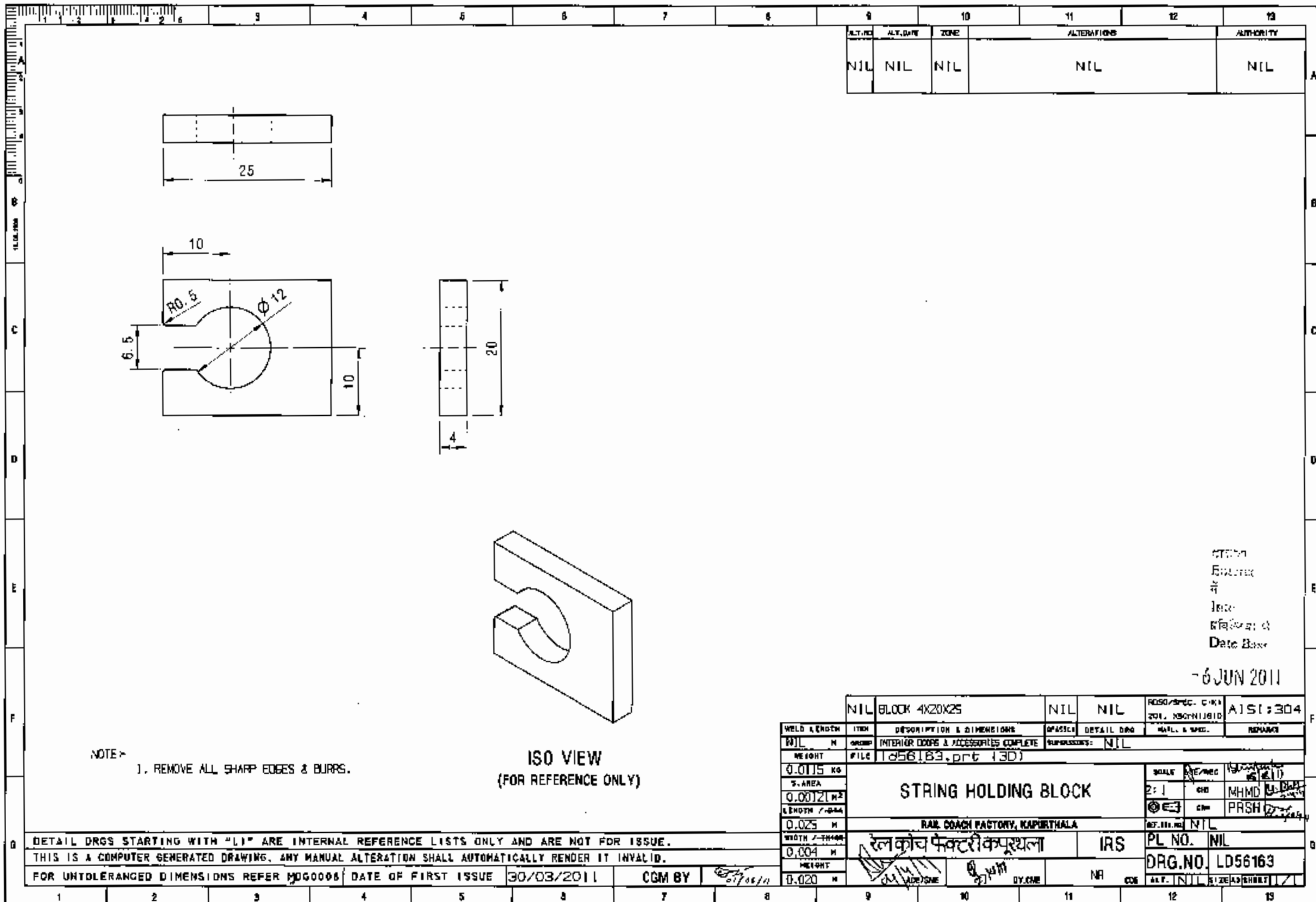
THIS IS A COMPUTER GENERATED DRAWING. ANY MANUAL ALTERATION SHALL AUTOMATICALLY RENDER IT INVALID.

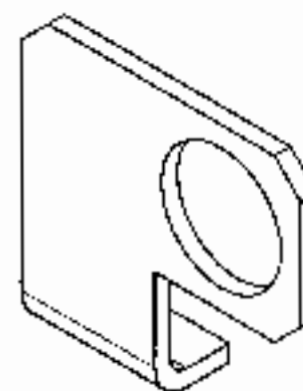
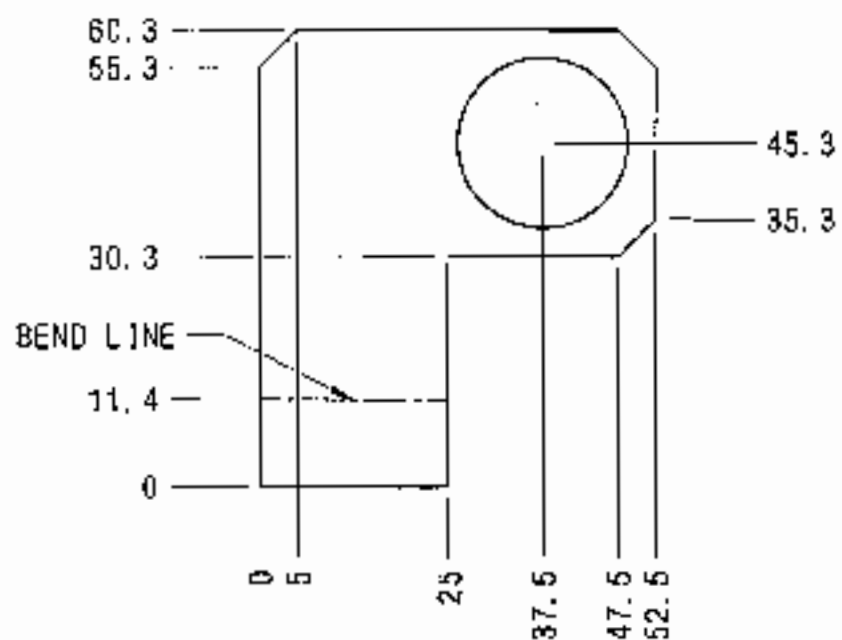
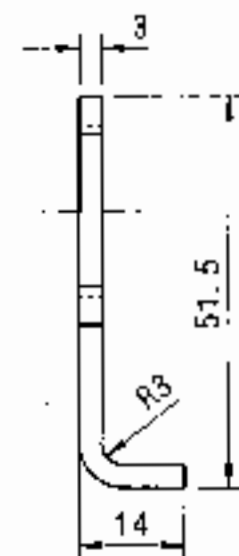
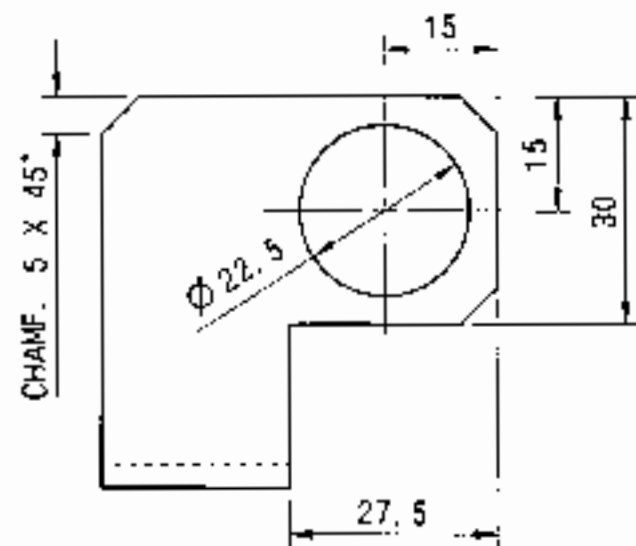
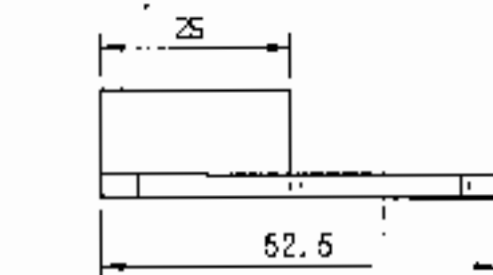
FOR UNTOLERANCED DIMENSIONS REFER MDG0008 DATE OF FIRST ISSUE 30/03/2011

CGM BY

02/04/11

NIL	SCREWING PIECE 6X30X50	NIL	NIL	MDG0008 C-K-2011. 1500N11810	AISI 304
WELD LENGTH	100	DESCRIPTION & DIMENSIONS	DRASLT	DETAIL DRG	REMARKS
NIL	M	GROUP	INTERIOR DOORS & ACCESSORIES COMPLETE	SUPPLIERS: NIL	
WEIGHT	PIECE	1d56162.prt 1301			
0.0701 KG					
S. AREA					
0.00407 M ²					
LENGTH / DIA					
0.050 M					
WIDTH / THICK					
0.006 M					
HEIGHT					
0.030 M					
SCALE	1:1	DATE	02/04/11	BY	02/04/11
DRG	CHK	MDG	02/04/11	PRSH	02/04/11
RAIL COACH FACTORY, KAPURTHALA					
PL NO.	NIL				
DRG. NO.	LD56162				
ALT.	NIL	SIZE	A3	SHEET	1/1





ISO VIEW
(FOR REFERENCE ONLY)

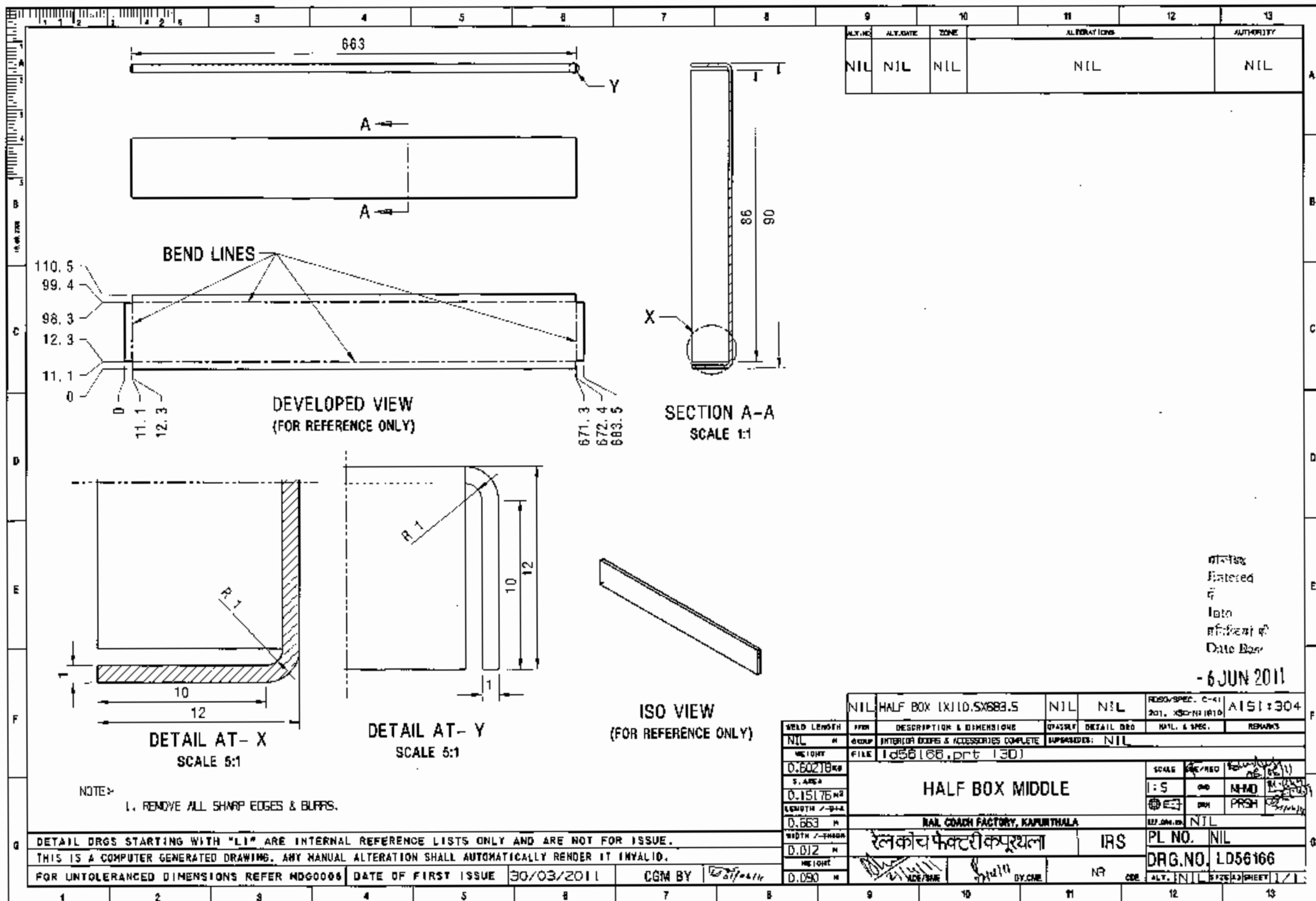
NOTE: -
1. REMOVE ALL SHARP EDGES & BURRS.

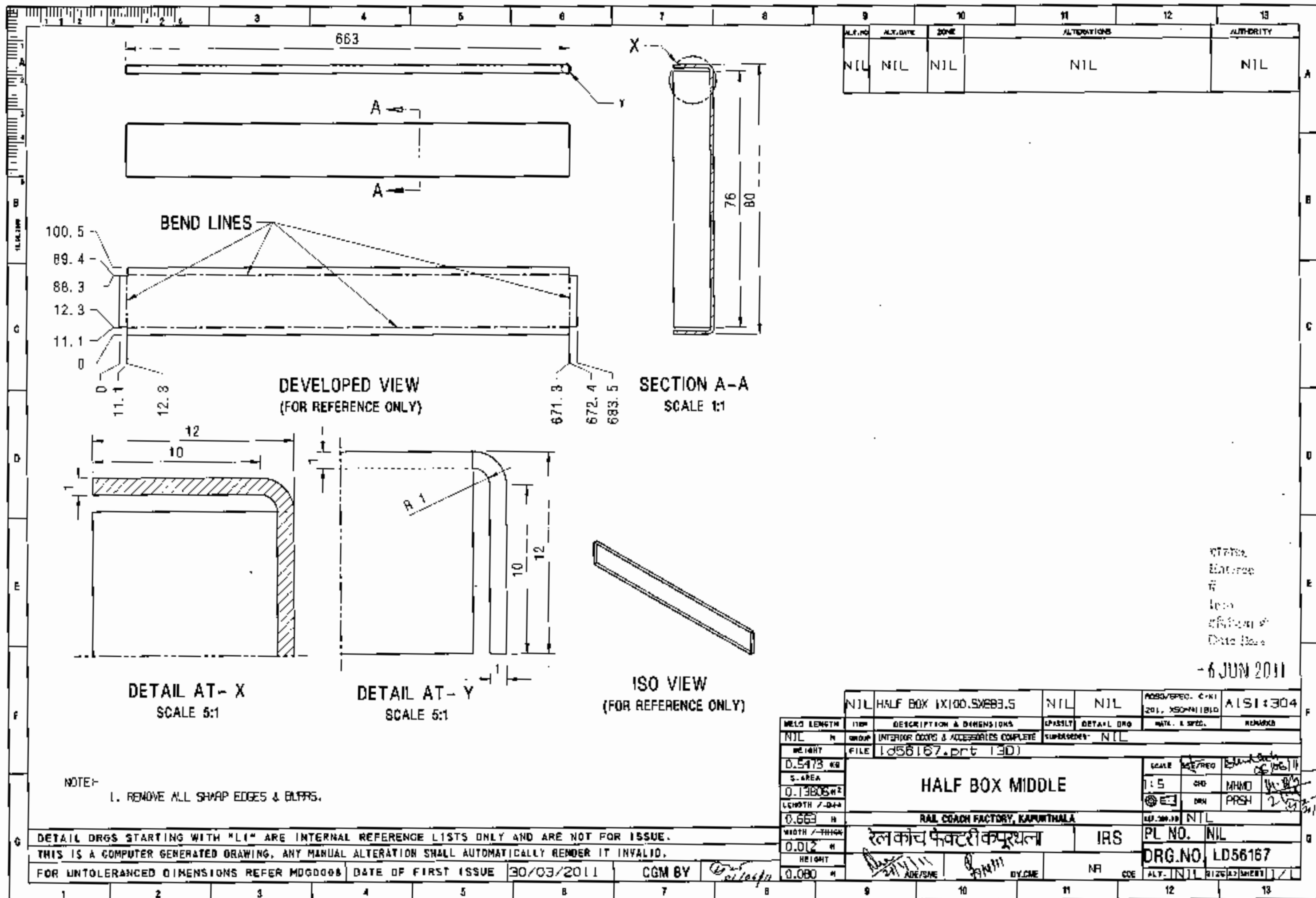
DETAIL DRGS STARTING WITH "LI" ARE INTERNAL REFERENCE LISTS ONLY AND ARE NOT FOR ISSUE.
THIS IS A COMPUTER GENERATED DRAWING. ANY MANUAL ALTERATION SHALL AUTOMATICALLY RENDER IT INVALID.
FOR UNTOLERANCED DIMENSIONS REFER MDG0008 DATE OF FIRST ISSUE 30/03/2011 CGM BY

ALT. NO.	ALT. DATE	ZONE	ALTERATIONS	AUTHORITY
NIL	NIL	NIL	NIL	NIL

ENTERED
BY
INTO
DATE
6 JUN 2011

NIL	BRACKET 3X80.3X52.5	NIL	NIL	PD50/SPEC. C-41 201, KBC-11/1010	AISI 304
WELD LENGTH	ITEM	DESCRIPTION & DIMENSIONS	WASTY	DETAIL DRG	REMARKS
NIL	M	GROUP	INTERIOR DOORS & ACCESSORIES COMPLETE	SUPERSIDES	NIL
WEIGHT	FILE	LD56164.prt (3D)			
0.04581 KG					
S. AREA					
0.03467 M ²					
LENGTH / -0.000					
0.0525 M					
WIDTH / -0.000					
0.014 M					
HEIGHT					
0.0515 M					
SCALE	1:1	CHD	M-MO	FRSH	
DATE	30/03/2011				
RAIL COACH FACTORY, KAPURTHALA					
RELKANCH PAKETRI KAPURTHALA					
IRS					
PL NO.	NIL				
DRG. NO.	LD56164				
ALT.	NIL				
SIZE	A3				
SHEET	1/1				





STATUS
Entered
in
Data Base
Date 06/06/11

- 6 JUN 2011

NIL	HALF BOX 1X100.5X80.5	NIL	NIL	ADDS/RECS. C+K1 201. XSON/11/10	ALSI:304
WELD LENGTH	ITEM	DESCRIPTION & DIMENSIONS	SPASLT	DETAIL DRG	REMARKS
NIL	N	GROUP	INTERIOR COORS & ACCESSORIES COMPLETE	SUPERSEDES	NIL
WEIGHT	FILE	LD56167.prt (3D)			
0.5473 KG					
S. AREA					
0.13808 M ²					
LENGTH / DIA					
0.663 M					
WIDTH / THICK					
0.012 M					
HEIGHT					
0.080 M					

HALF BOX MIDDLE			SCALE	1:5	DATE	06/06/11
RAIL COACH FACTORY, KAPURTHALA			DRN	MMMD	PRSH	
रेलकोच फैक्टरी कपूरथला			PL NO.	NIL		
DRG. NO.			LD56167			
DATE/DATE	BY/ONE	NR	COE	ALT.	NIL	RIZG/11/06/11

DETAIL DRGS STARTING WITH "LI" ARE INTERNAL REFERENCE LISTS ONLY AND ARE NOT FOR ISSUE.

THIS IS A COMPUTER GENERATED DRAWING. ANY MANUAL ALTERATION SHALL AUTOMATICALLY RENDER IT INVALID.

FOR UNTOLERANCED DIMENSIONS REFER MDG0008 DATE OF FIRST ISSUE 30/03/2011

CGM BY

06/06/11

DATE/DATE

BY/ONE

NR

COE

ALT.

NIL

RIZG/11/06/11

/

/

1913

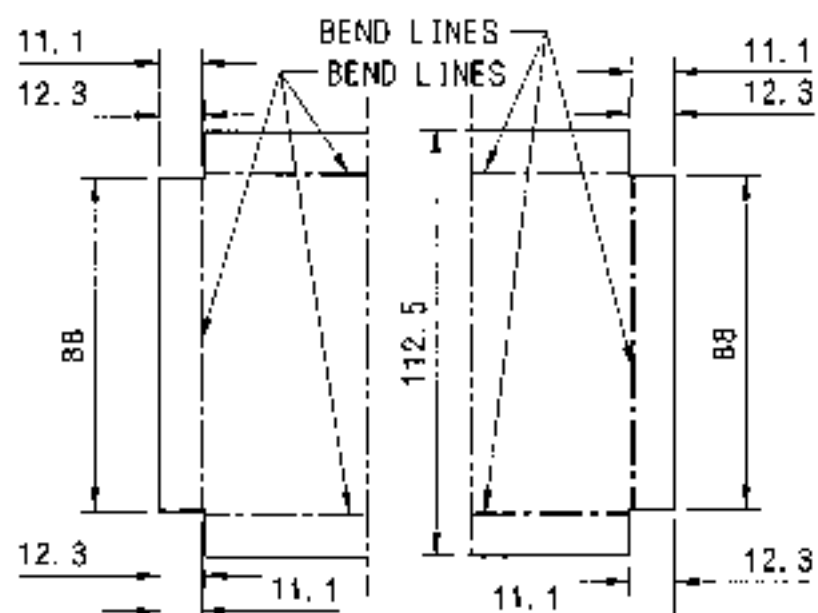
A

A

1933.5

1909

DEVELOPED VIEW
(FOR REFERENCE ONLY)



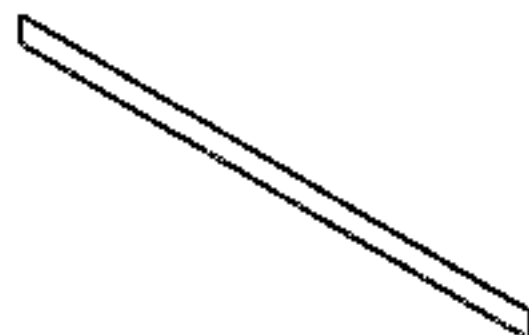
DETAIL AT- X
SCALE 1:2

DETAIL AT- Y
SCALE 1:2

DETAIL AT- W
SCALE 2:1

DETAIL AT- Z
SCALE 2:1

SECTION A-A
SCALE 1:2



ISO VIEW
(FOR REFERENCE ONLY)

NOTE: -

1. REMOVE ALL SHARP EDGES & BURRS.

DETAIL DRGS STARTING WITH "LI" ARE INTERNAL REFERENCE LISTS ONLY AND ARE NOT FOR ISSUE.

THIS IS A COMPUTER GENERATED DRAWING. ANY MANUAL ALTERATION SHALL AUTOMATICALLY RENDER IT INVALID.

FOR UNTOLERANCED DIMENSIONS REFER MDG0003

DATE OF FIRST ISSUE 30/03/2010

CGM BY

21/4/11

BY/CME

NR

COE

ALT.

NIL

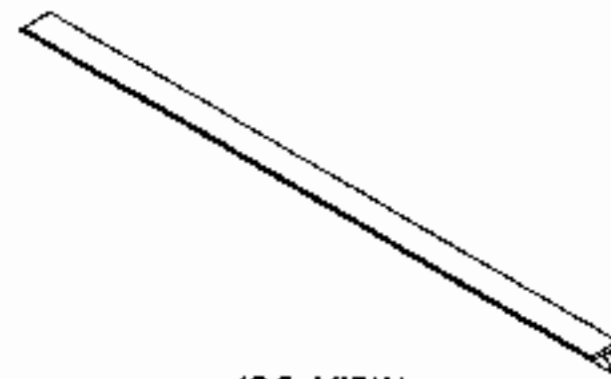
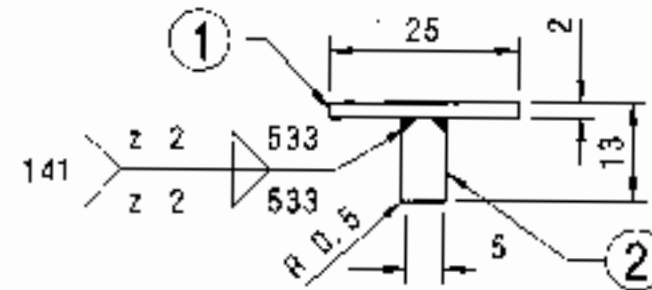
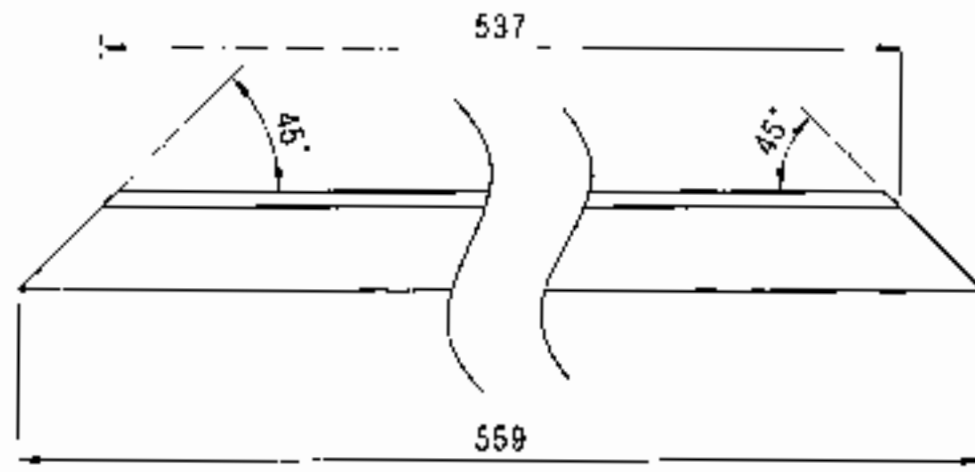
SIZE

A3

SHEET

1/1

NIL	HALF BOX L.H. 1X112.5X1933.5	NIL	NIL	APPROVED SPEC. C-111	2011 XSD-111010	ALSI:304
WELD LENGTH	174209 KG	DESCRIPTION & DIMENSIONS	GROUP	DETAIL DRG	INTL. & SPEC.	REMARKS
NIL	M	INTERIOR DOORS & ACCESSORIES COMPLETE	GROUP	DETAIL DRG	INTL. & SPEC.	REMARKS
WEIGHT	1.74209 KG	FILE	1d56169.prt (3D)	DETAIL DRG	INTL. & SPEC.	REMARKS
S. AREA	0.43878 M ²	HALF BOX SECTION				REMARKS
LENGTH / DIA	1.912 M	RAIL COACH FACTORY, KAPURTHALA				REMARKS
WIDTH / THICK	0.012 M	रेल कोच फैक्टरी कपूरथला				REMARKS
HEIGHT	0.092 M	IRS				REMARKS
		PL NO. NIL				REMARKS
		DRG. NO. LD56169				REMARKS
		ALT. NIL				REMARKS
		SIZE A3				REMARKS
		SHEET 1/1				REMARKS



ISO VIEW
(FOR REFERENCE ONLY)

NOTE: -

1. REMOVE ALL SHARP EDGES, BURRS AND WELDING SPATTER.

DETAIL DROS STARTING WITH "LI" ARE INTERNAL REFERENCE LISTS ONLY AND ARE NOT FOR ISSUE.
THIS IS A COMPUTER GENERATED DRAWING. ANY MANUAL ALTERATION SHALL AUTOMATICALLY RENDER IT INVALID.

FOR UNTOLERANCED DIMENSIONS REFER MDG0008 DATE OF FIRST ISSUE 30/03/2011

COM BY

DATE

BY

DATE

BY

DATE

BY

DATE

BY

DATE

ALT. NO.	ALT. DATE	ZONE	ALTERATIONS	AUTHORITY
NIL	NIL	NIL	NIL	NIL

2	FLAT 6 X 11 X 559	1	NIL	PROD/SPEC. C-K1 201.XSC-PI 1010	AISI:304
1	FLAT 2 X25X537	1	NIL	PROD/SPEC. C-K1 201.XSC-PI 1010	AISI:304

WELD LENGTH	ITEM	DESCRIPTION & DIMENSIONS	QUANTITY	DETAIL DRO	MATL. & SPEC.	REMARKS
NIL	M	GROUP	INTERIOR COOFS & ACCESSORIES COMPLETE	SUPPLIES: NIL		
WEIGHT	FILE	LD56170.prt (3D)				
0.4868	KG					
0.00534	M					
0.559	M					
0.0135	M					
0.013	M					

SCALE	1:1	DATE	20/03/11	BY	MSH	CHKD	MSH
DATE	20/03/11	BY	MSH	CHKD	MSH	DATE	20/03/11

PL NO.	NIL	DRG NO.	LD56170
ALT.	NIL	DATE	20/03/11

OFFICE
ENTERED
DATE
20/03/11

6 JUN 2011

VERTICAL 'T'

RAIL COACH FACTORY, KAPORTHALA

रेल कोच फैक्टरी कपूरथला

IRS

DATE

BY

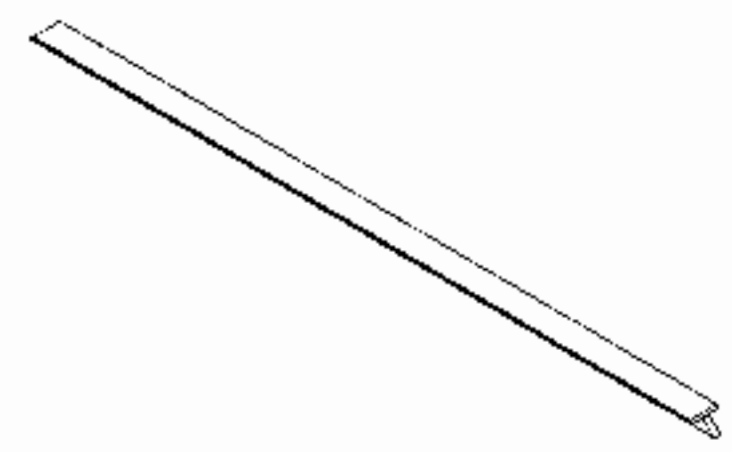
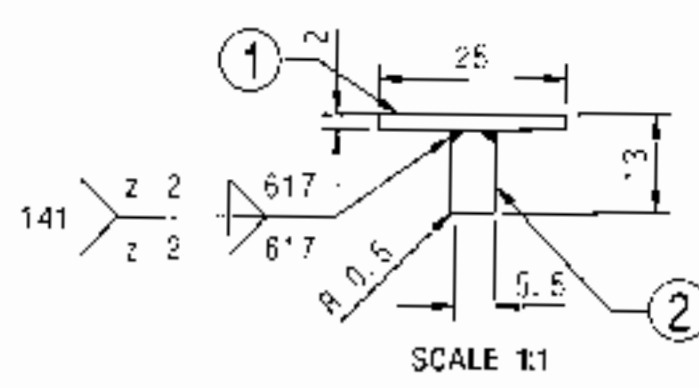
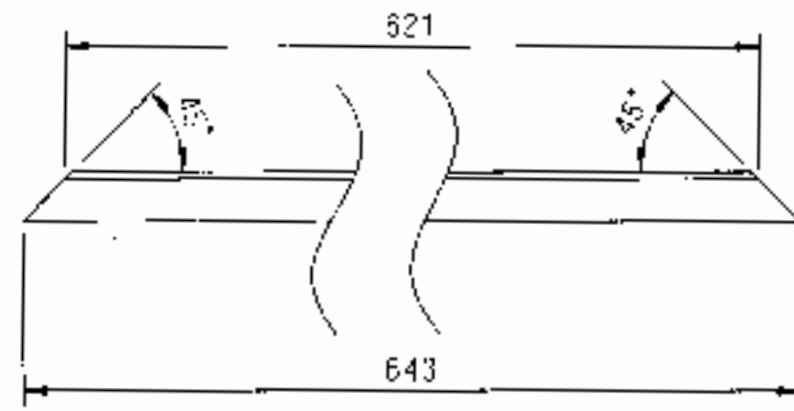
DATE

BY

DATE

BY

DATE



ISO VIEW
(FOR REFERENCE ONLY)

NOTE:
1. REMOVE ALL SHARP EDGES, BURRS AND WELDING SPATTER

THIS DRAWING IS THE INTELLECTUAL PROPERTY OF RAIL COACH FACTORY, KAPURTHALA. THIS DRAWING SHOULD NOT BE REPRODUCED, IN WHOLE OR IN PART, WITHOUT THE WRITTEN PERMISSION OF RAIL COACH FACTORY, KAPURTHALA.

ALT. NO.	ALT. DATE	ZONE	ALTERATIONS	AUTHORITY
NIL	NIL	NIL	NIL	NIL

2	FLAT 6X11X643	1	NIL	RCO/21/EC. C-4: 201, 250PM, 1810	AISI: 304	
1	FLAT 2X25X621	1	NIL	RCO/21/EC. C-4: 201, 250PM, 1810	AISI: 304	
WELD LENGTH	ITEM	DESCRIPTION & DIMENSIONS	PROCESS	DETAIL ORG	MTRL. & SPEC.	REMARKS
NIL	GROUP	INTERIOR LOOPS & ACCESSORIES COMPLETE	SUPERSPCS:	NIL		
WEIGHT	FILE	LD56171.prt (3D)				
0.5622 KG						
G. AREA						
0.0535 M ²						
LENGTH / DIA						
0.643 M						
WIDTH / THICK						
0.025 M						
HEIGHT						
0.013 M						

HORIZONTAL 'T'		SCALE	REF/PEC	DATE
		1:2	00	21/6/11
		DATE	DRN	MRMD
				FRSH
RAIL COACH FACTORY, KAPURTHALA		REV. ENG. NO. N/L		
रेल कोच फैक्टरी कपूरथला		IRS		PL NO.
				NIL
		DRG.NO.		LD56171
ADDS/DATE		BY/DATE		JL. N/L
20/6/11		21/6/11		SHEET 1/1

HORIZONTAL 'T'

RAIL COACH FACTORY, KAPURTHALA

रेल कोच फैक्टरी कपूरथला

IRS

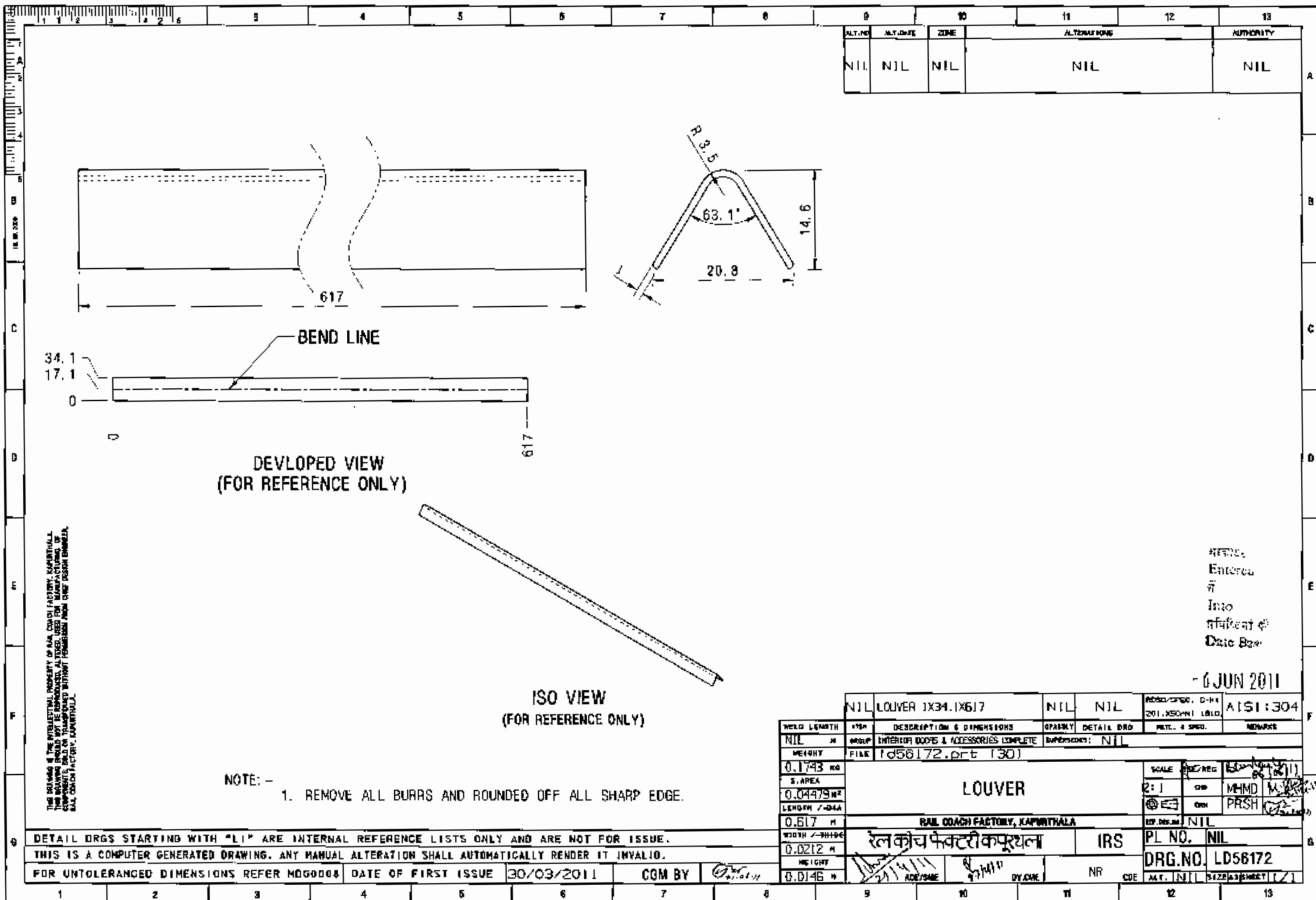
PL NO. NIL

DRG. NO. LD56171

SCALE: 1:2
DATE: 30/03/2011
BY: 30/03/2011
CHK: 30/03/2011
APP: 30/03/2011

DETAIL DRGS STARTING WITH "LI" ARE INTERNAL REFERENCE LISTS ONLY AND ARE NOT FOR ISSUE.													
THIS IS A COMPUTER GENERATED DRAWING. ANY MANUAL ALTERATION SHALL AUTOMATICALLY RENDER IT INVALID.													
FOR UNTOLERANCED DIMENSIONS REFER MD00008	DATE OF FIRST ISSUE	30/03/2011	CGM BY	30/03/2011									

अधीक्षक
एन्ट्री
रेल
कोच
फैक्टरी कपूरथला
Date Recd
- 6 JUN 2011



THE DRAWING IS THE INTELLECTUAL PROPERTY OF RAIL COACH FACTORY, KAPRITHALA. ANY REUSE OR ALTERATION OF THIS DRAWING WITHOUT THE WRITTEN PERMISSION OF THE RAIL COACH FACTORY, KAPRITHALA, IS STRICTLY PROHIBITED.

REVISION
 Entered
 By
 Into
 Checked
 Date

6 JUN 2011

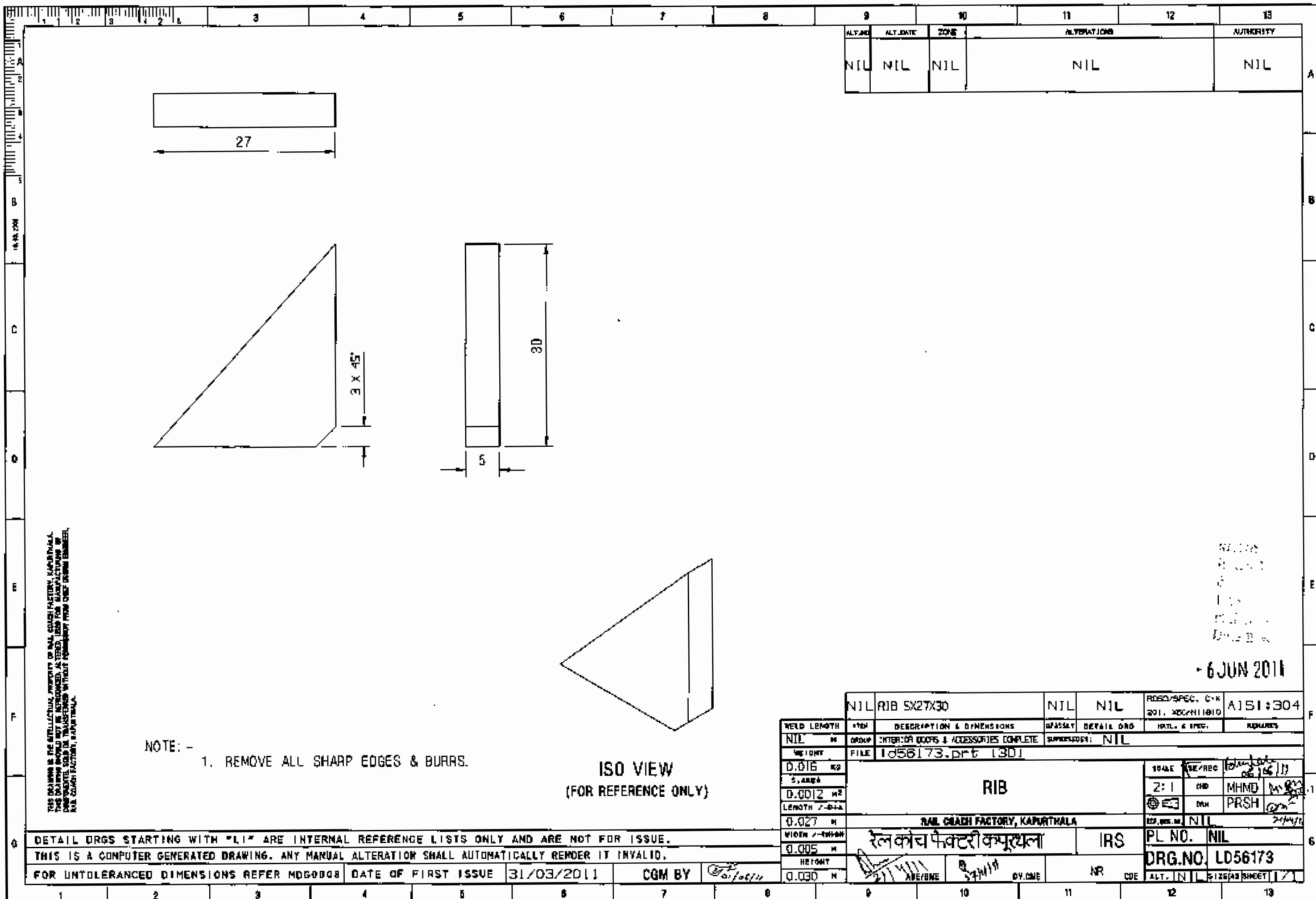
NIL	LOUVER 1X34.1X617	NIL	NIL	PLT. 4 SPEC.	REMARKS
WELD LENGTH	WELD	DESCRIPTION & DIMENSIONS	GROUP	DETAIL DRG	PLT. 4 SPEC.
NIL	M	INTERIOR DOORS & ACCESSORIES COMPLETE	GROUP	DETAIL DRG	PLT. 4 SPEC.
WEIGHT	FIN	LD56172.prt (30)			
0.1743 KG					
S. AREA					
0.04479 M ²					
LENGTH / DIA					
0.617 M					
WIDTH / THICK					
0.0212 M					
WEIGHT					
0.0146 M					

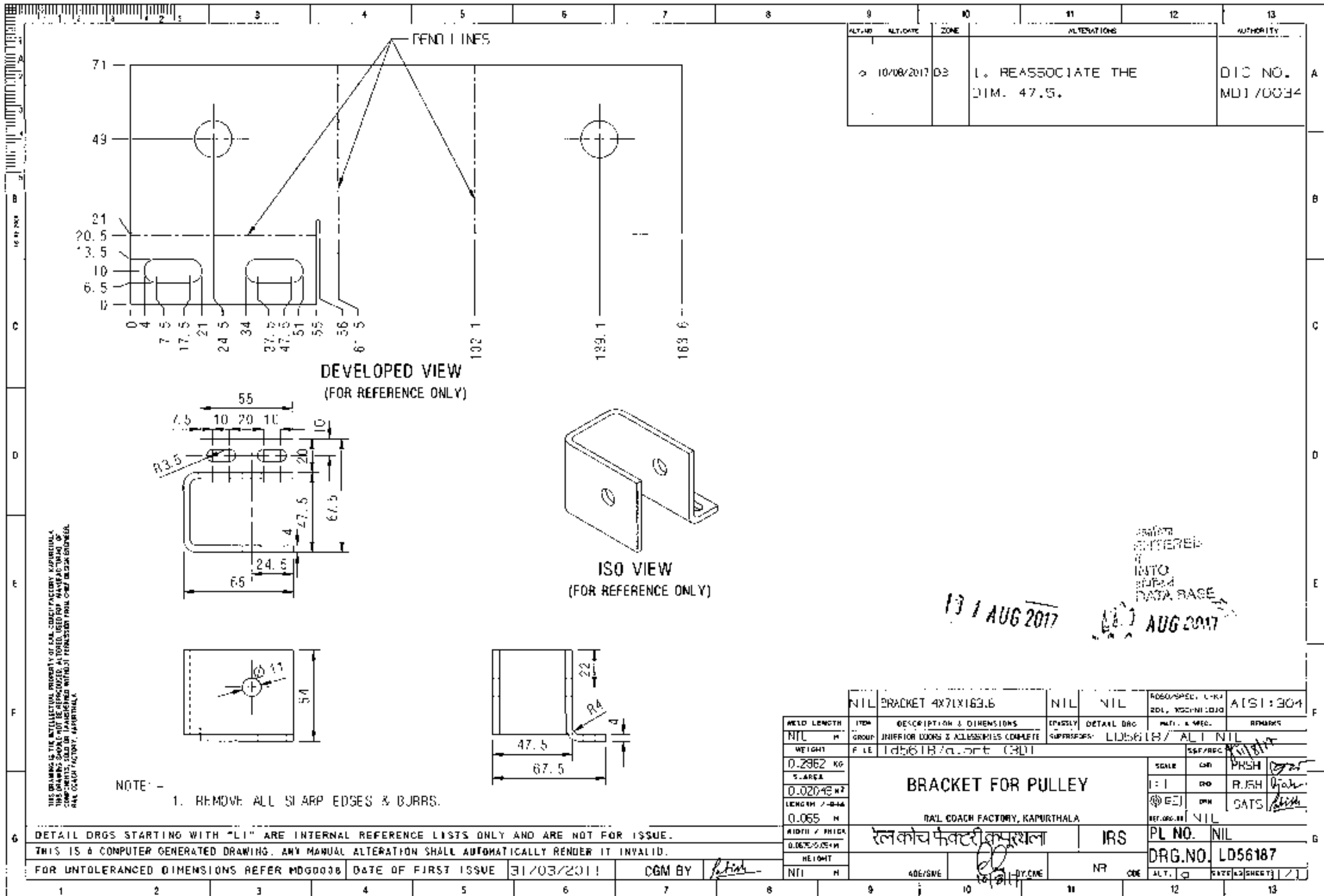
SCALE	2:1	GROUP	DETAIL DRG	PLT. 4 SPEC.	REMARKS
WELD LENGTH	WELD	DESCRIPTION & DIMENSIONS	GROUP	DETAIL DRG	PLT. 4 SPEC.
NIL	M	INTERIOR DOORS & ACCESSORIES COMPLETE	GROUP	DETAIL DRG	PLT. 4 SPEC.
WEIGHT	FIN	LD56172.prt (30)			
0.1743 KG					
S. AREA					
0.04479 M ²					
LENGTH / DIA					
0.617 M					
WIDTH / THICK					
0.0212 M					
WEIGHT					
0.0146 M					

DETAIL DRGS STARTING WITH "LI" ARE INTERNAL REFERENCE LISTS ONLY AND ARE NOT FOR ISSUE.

THIS IS A COMPUTER GENERATED DRAWING. ANY MANUAL ALTERATION SHALL AUTOMATICALLY RENDER IT INVALID.

FOR UNTOLERANCED DIMENSIONS REFER MDG0008 DATE OF FIRST ISSUE 30/03/2011 COM BY



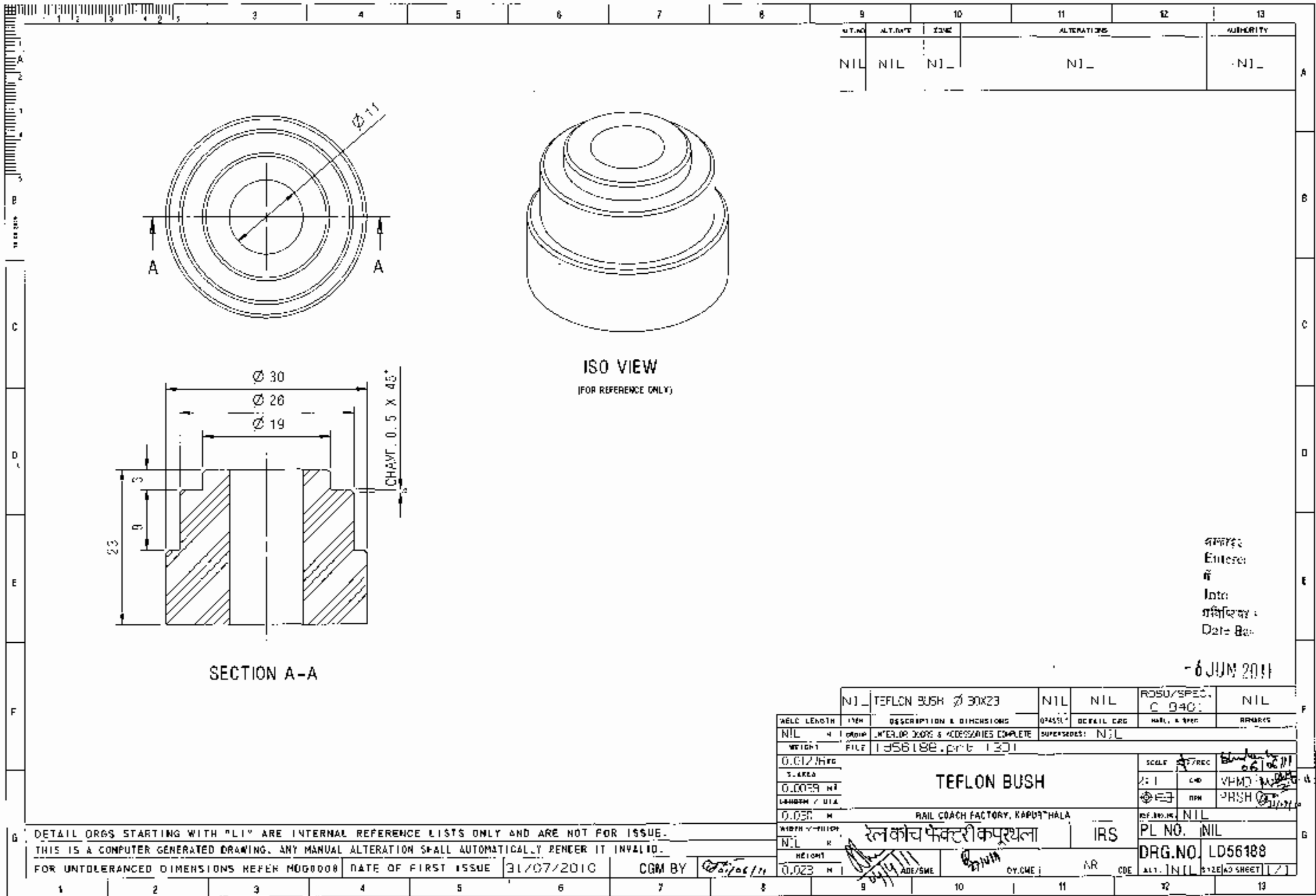


13 / AUG 2017

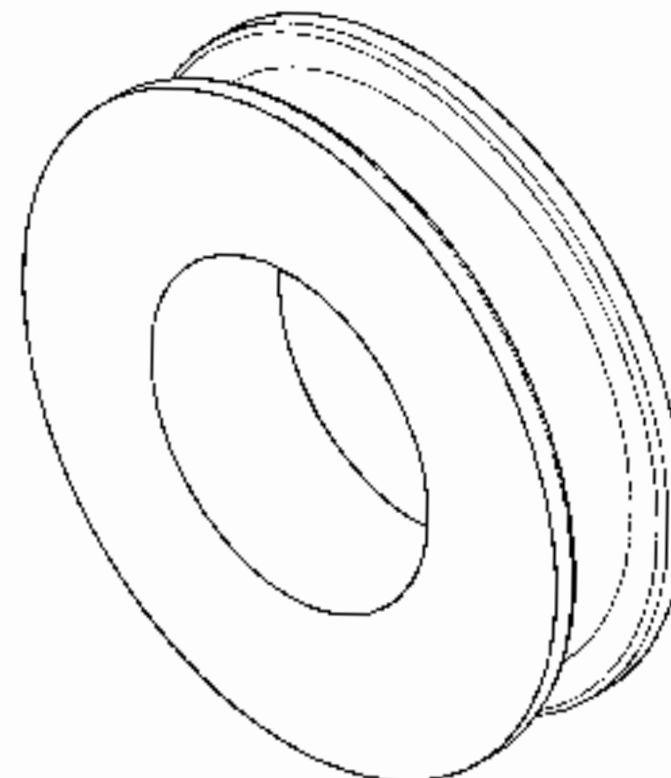
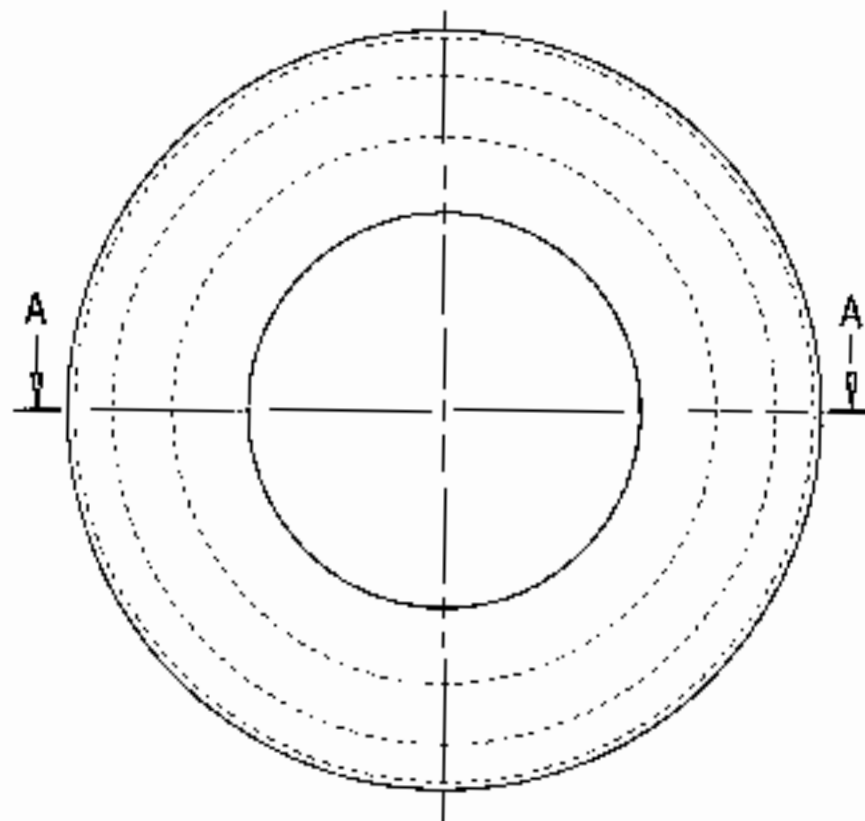
13 / AUG 2017

AMIT
ENTERED
IN
INTO
SPP-4
DATA BASE

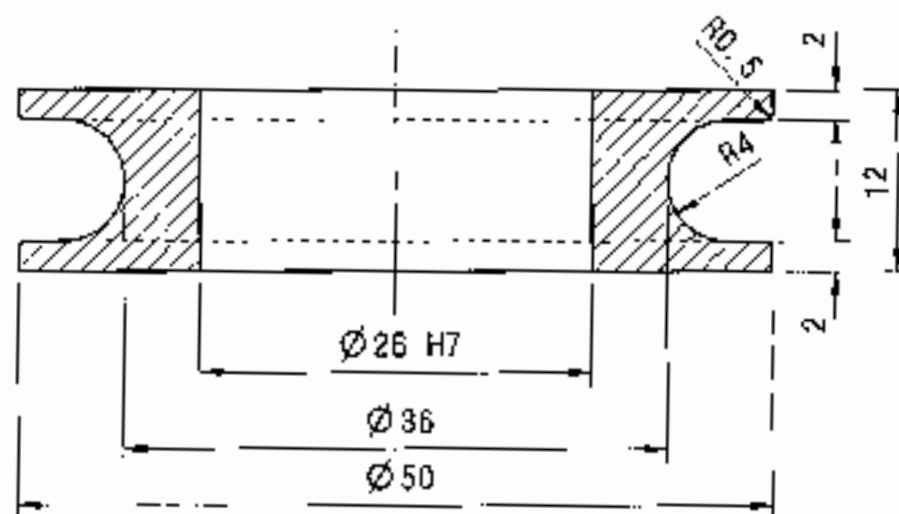
THIS DRAWING IS THE INTELLECTUAL PROPERTY OF RAIL COACH FACTORY, KAPURTHALA. THIS DRAWING SHOULD NOT BE REPRODUCED, ALTERED, USED FOR MANUFACTURING OF COMPONENTS, SOLD OR TRANSMITTED WITHOUT PERMISSION FROM RAIL COACH FACTORY, KAPURTHALA.



ALT. NO.	ALT. DATE	ZONE	ALTERATIONS	AUTHORITY
NIL	NIL	NIL	NIL	NIL



ISO VIEW
(FOR REFERENCE ONLY)



SECTION A-A

- NOTE:
1. PULLEY TO BE NICKLE CHROME PLATED 15 TO 20 MICRON.
 2. REMOVE ALL SHARP EDGES & BURRS.
 3. * HARDNESS: HRC 55 TO 60.

THIS DRAWING IS THE INTELLECTUAL PROPERTY OF RAIL COACH FACTORY, KAPURTHALA. IT IS NOT TO BE REPRODUCED, COPIED, OR USED FOR ANY PURPOSE WITHOUT THE WRITTEN PERMISSION FROM THE RAIL COACH FACTORY, KAPURTHALA.

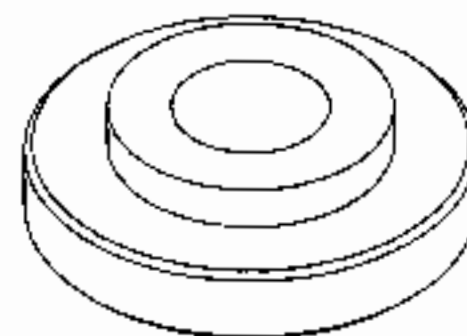
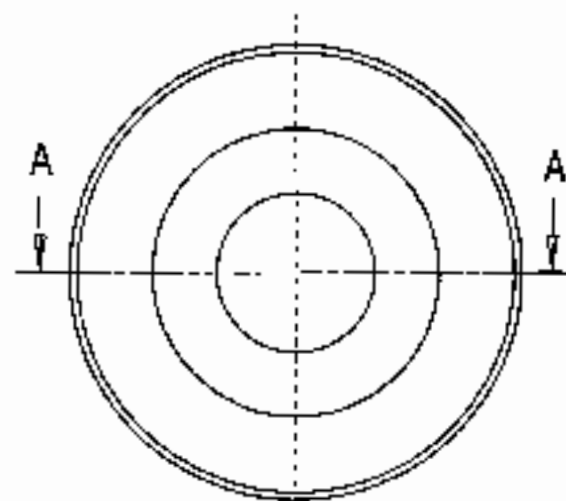
संख्या
दिनांक
प्रो.
निर्देशक
दिनांक
- 1.001508

NIL		PULLEY Ø 50X12		NIL		EN-31		*					
WELD LENGTH		ITEM		DESCRIPTION & DIMENSIONS		DRAFTER		DETAIL DWS		MAFL. & SPEC.		REMARKS	
NIL		M		GROUP		INTERIOR DOORS & ACCESSORIES COMPLETE		SUPERSEDES:		NIL			
WEIGHT		FILE		Id56189.prt		[3D]							
0.0936 KG													
S. AREA													
0.00693 M ²													
LENGTH / DIA													
0.050 M													
WIDTH / THICK													
0.012 M													
HEIGHT													
NIL		M											

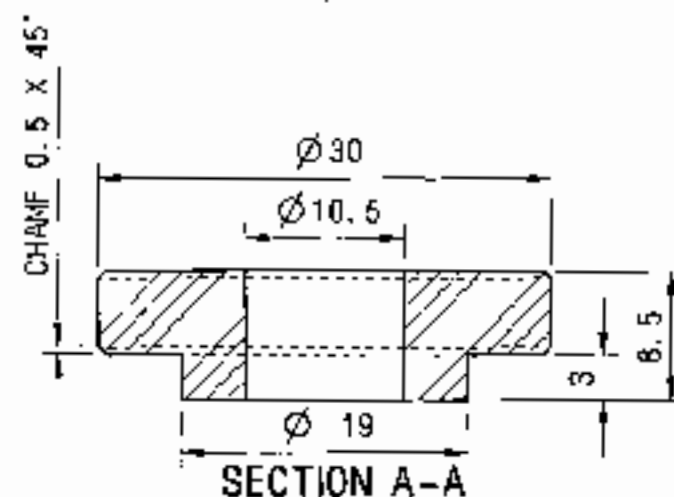
PULLEY FOR NYLON STRING		SCALE		2:1		DATE		26/06/17	
		PRO		MMD		PRSH		M. D.	
		PRSH							
RAIL COACH FACTORY, KAPURTHALA		RS. NO.		NIL					
रेल कोच फैक्टरी कपूरथला		IRS		PL NO.		NIL			
				DRG. NO.		LD56189			
				ALT. [NIL]		SIZE [A3]		THICK [1/2]	

DETAIL DWS STARTING WITH "LI" ARE INTERNAL REFERENCE LISTS ONLY AND ARE NOT FOR ISSUE.
THIS IS A COMPUTER GENERATED DRAWING. ANY MANUAL ALTERATION SHALL AUTOMATICALLY RENDER IT INVALID.
FOR UNTOLERANCED DIMENSIONS REFER MDG0008 DATE OF FIRST ISSUE 30/03/2011 CGM BY

ALT. NO.	ALT. DATE	ZONE	ALTERATIONS	AUTHORITY
NIL	NIL	NIL	NIL	NIL



ISO VIEW
(FOR REFERENCE ONLY)



अनुमोदित
प्रमाणित
दि
दिनांक
हस्ताक्षर
Date Recd

- 6 JUN 2011

NIL		TEFLON SPACER Ø 30x8.5		NIL		NIL		RISO/SPEC. C-8401		NIL									
WELD LENGTH		ITEM		DESCRIPTION & DIMENSIONS		QTY/SET		DETAIL Dwg		MTL. & SPDO.		REMARKS							
NIL		M		GROUP		INTERIOR DOORS & ACCESSORIES COMPLETE		MARKINGS: NIL											
WEIGHT		FILE		LD56190.prt (3D)															
0.00454 KG		TEFLON SPACER										SCALE		AS/REQD		6/21/11			
S. AREA												2:1		CND		MMD		M-BW	
0.00216 m²												GRN		PRSH		GPR		GPR	
LENGTH / DIA												0.050		M		PLT. QTY. IS		NIL	
0.050		M		RAIL COACH FACTORY, KAPURTHALA															
WIDTH / THICK		रेल कोच फैक्टरी कपूरथला						IRS		PL NO.		NIL							
0.0085		M								DRG. NO.		LD56190							
HEIGHT								NR		CODE									
NIL		M								MTL. N		SIZE A3 SHEET							

TEFLON SPACER

RAIL COACH FACTORY, KAPURTHALA

रेल कोच फैक्टरी कपूरथला

IRS

PL NO. NIL

DRG. NO. LD56190

ALT. NIL SIZE A3 SHEET 1/1

DETAIL DRGS STARTING WITH "LI" ARE INTERNAL REFERENCE LISTS ONLY AND ARE NOT FOR ISSUE.

THIS IS A COMPUTER GENERATED DRAWING. ANY MANUAL ALTERATION SHALL AUTOMATICALLY RENDER IT INVALID.

FOR UNTOLERANCED DIMENSIONS REFER MDG0008

DATE OF FIRST ISSUE 30/03/2011

CGM BY

30/06/11

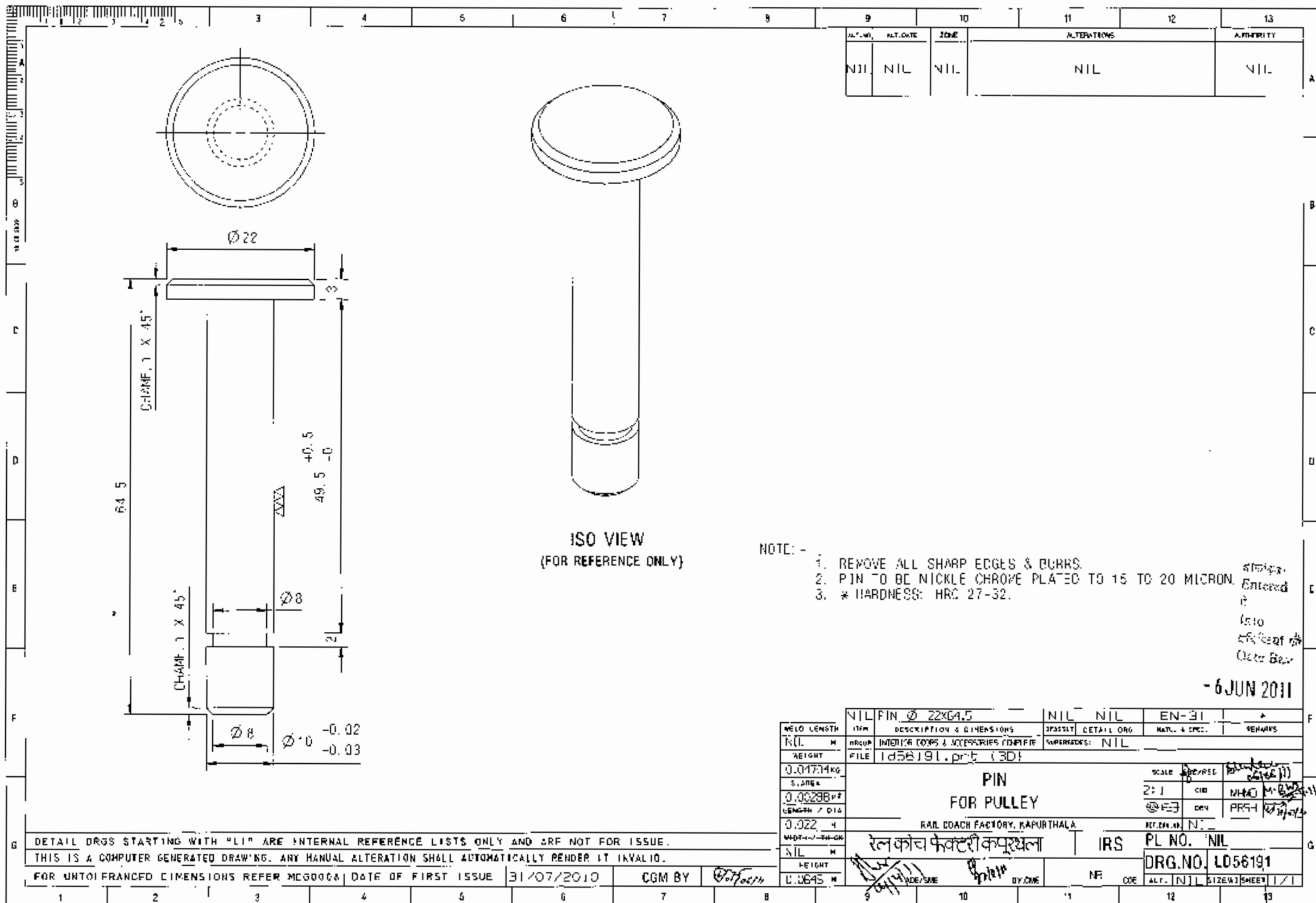
NR

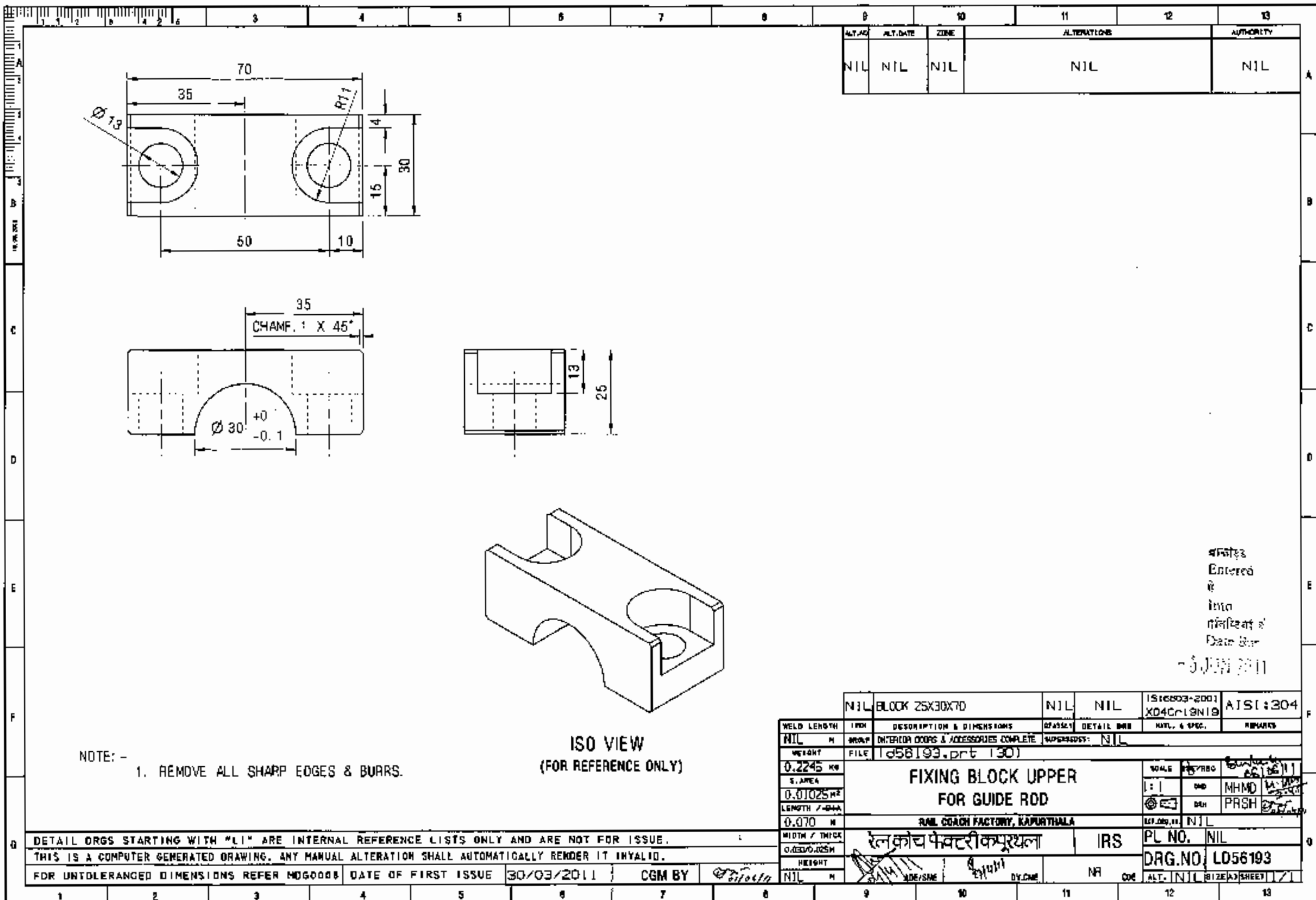
CODE

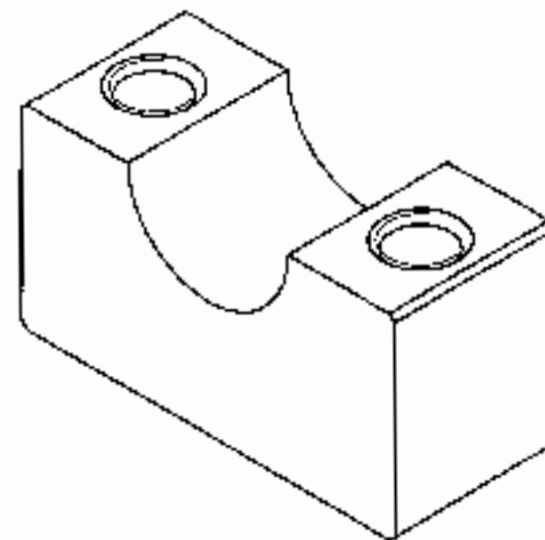
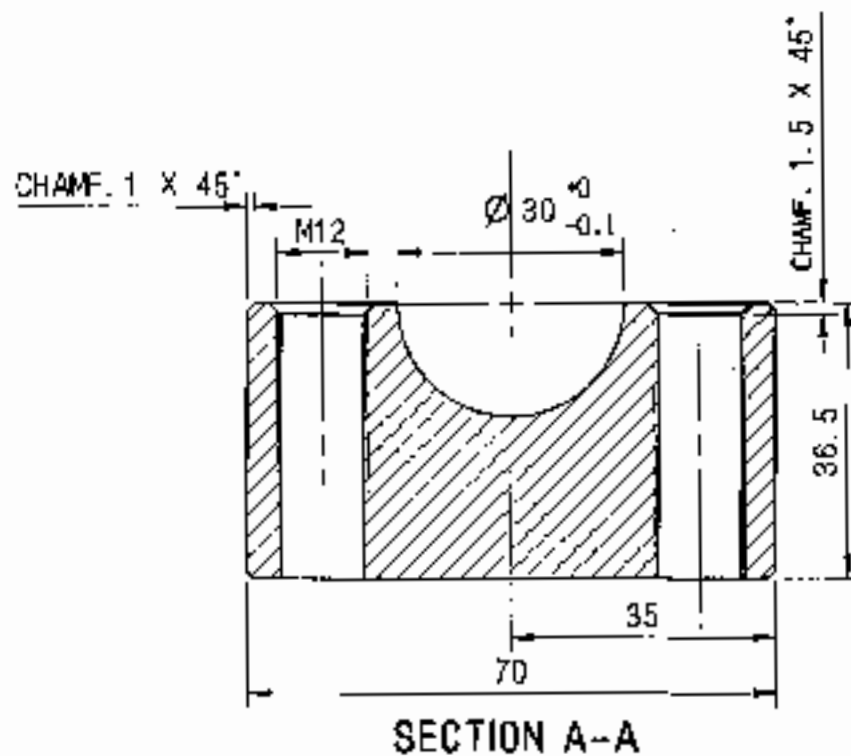
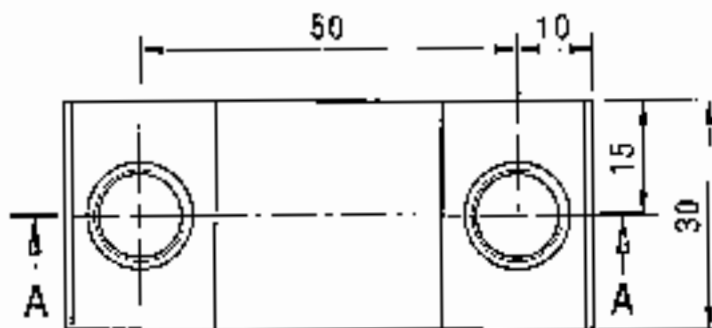
ALT. NIL

SIZE A3 SHEET

1/1







ISO VIEW
(FOR REFERENCE ONLY)

NOTE: -
1. REMOVE ALL SHARP EDGES & BURRS.

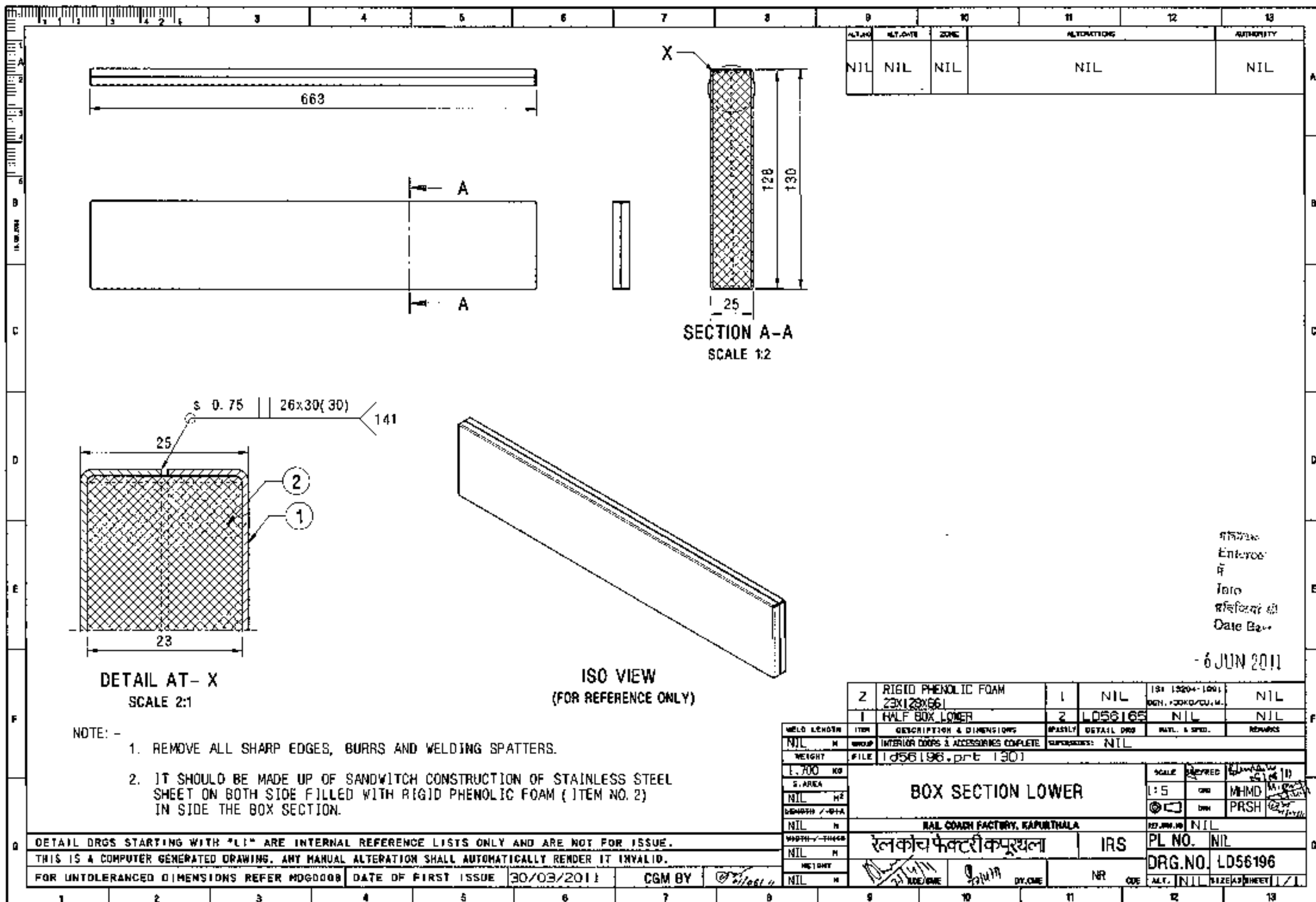
DETAIL DRGS STARTING WITH "LI" ARE INTERNAL REFERENCE LISTS ONLY AND ARE NOT FOR ISSUE.
THIS IS A COMPUTER GENERATED DRAWING. ANY MANUAL ALTERATION SHALL AUTOMATICALLY RENDER IT INVALID.
FOR UNTOLERANCED DIMENSIONS REFER M000008 DATE OF FIRST ISSUE 30/03/2011 CGM BY

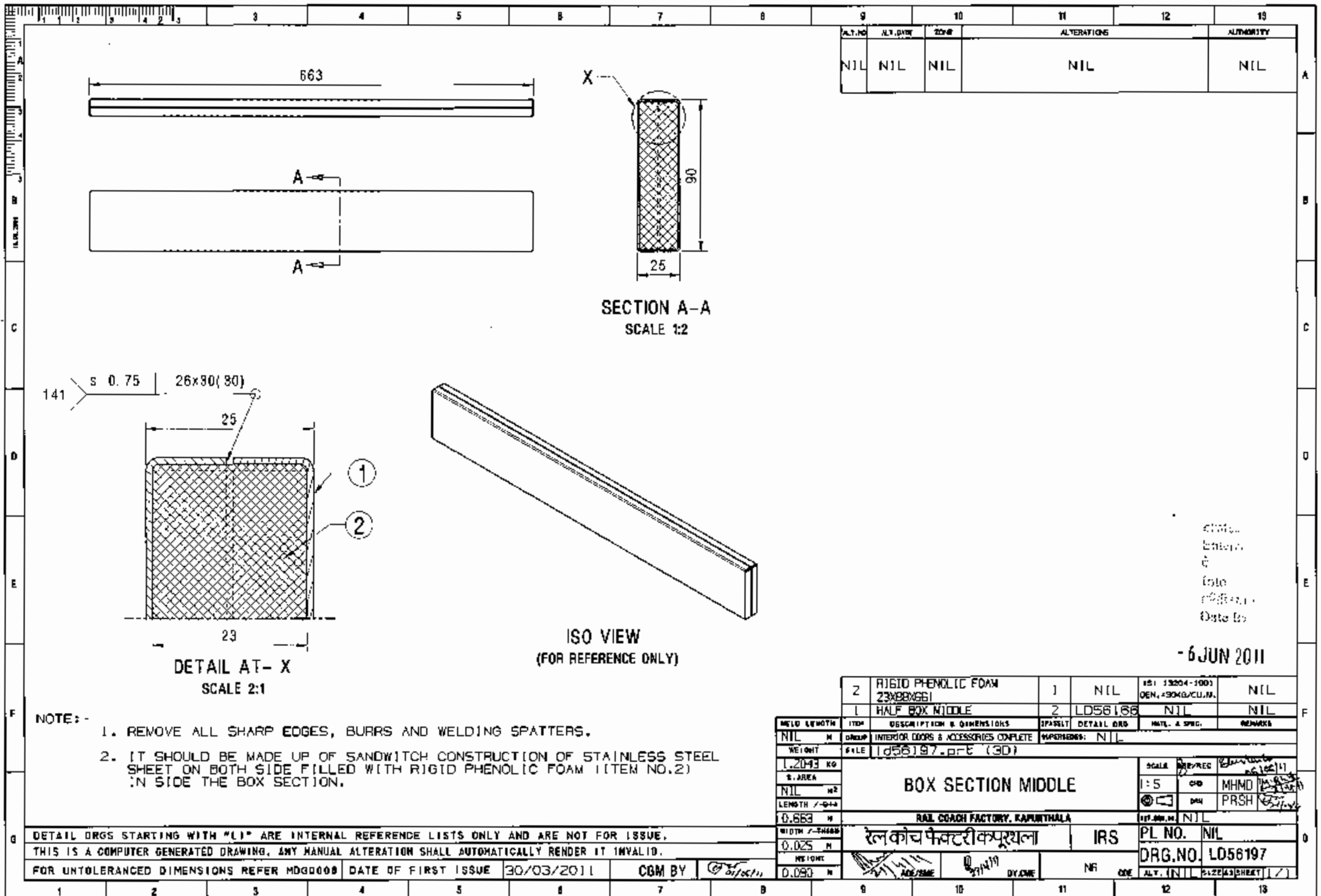
ALT. NO.	ALT. DATE	ZONE	ALTERATIONS	AUTHORITY
NIL	NIL	NIL	NIL	NIL

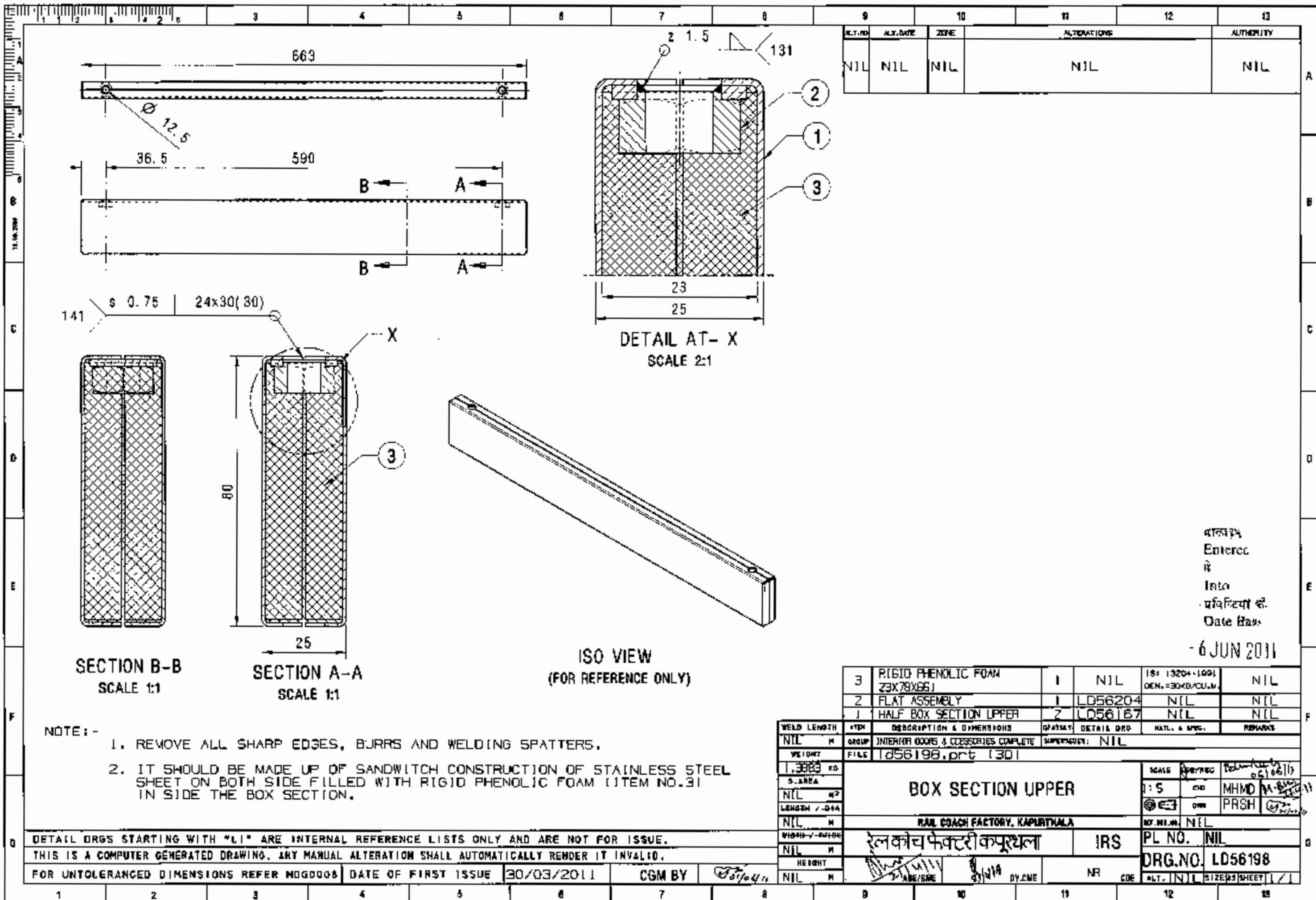
REVISION
DATE
BY

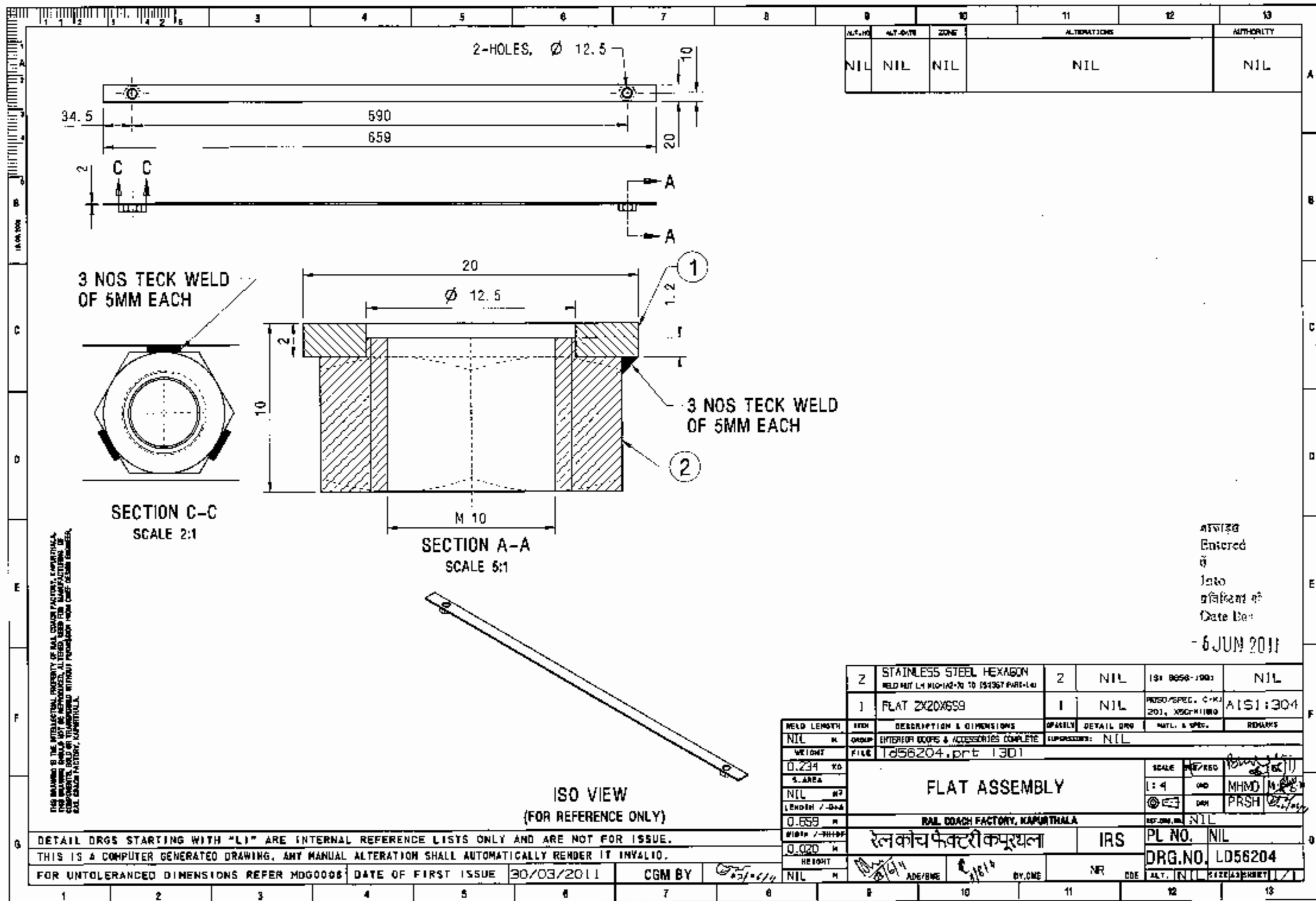
6 JUN 2011

NIL	BLOCK 30X36.5X70	NIL	NIL	IS 18803-2001	ALSI:304
WELD LENGTH	DESCRIPTION & DIMENSIONS	EXACTLY	DETAIL DRG	MTC. & SPEC.	REMARKS
NIL	GROUP	INTERIOR DOORS & ACCESSORIES COMPLETE	EXACTLY	NIL	
WEIGHT	FILE	ld56194.prt (3D)			
0.479 KG					
S. AREA					
0.01332 M ²					
LENGTH / DIA					
0.070 M					
WIDTH / THICK					
0.0365 M					
HEIGHT					
NIL					
FIXING BLOCK LOWER FOR GUIDE ROD				SCALE	1:1
RAIL COACH FACTORY, KAPURTHALA				DATE	06/06/11
रेल कोच फैक्टरी कपूरथला				CHKD	MMND
IRS				CHKD	PRSH
PL NO. NIL				RET. BY	NIL
DRG. NO. LD56194					
ALT. [NIL]					



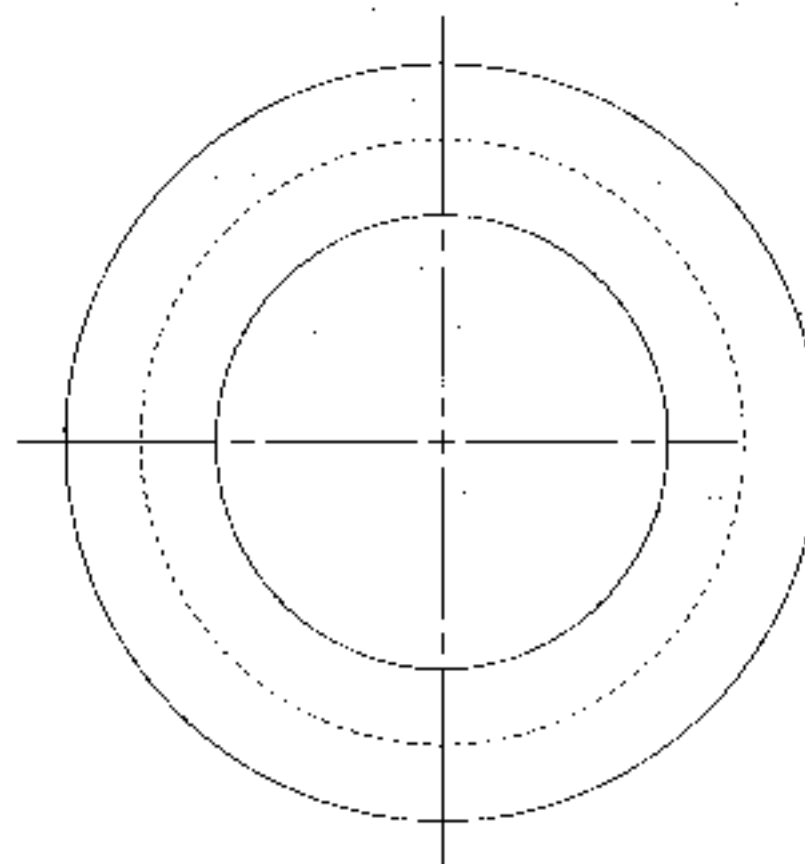
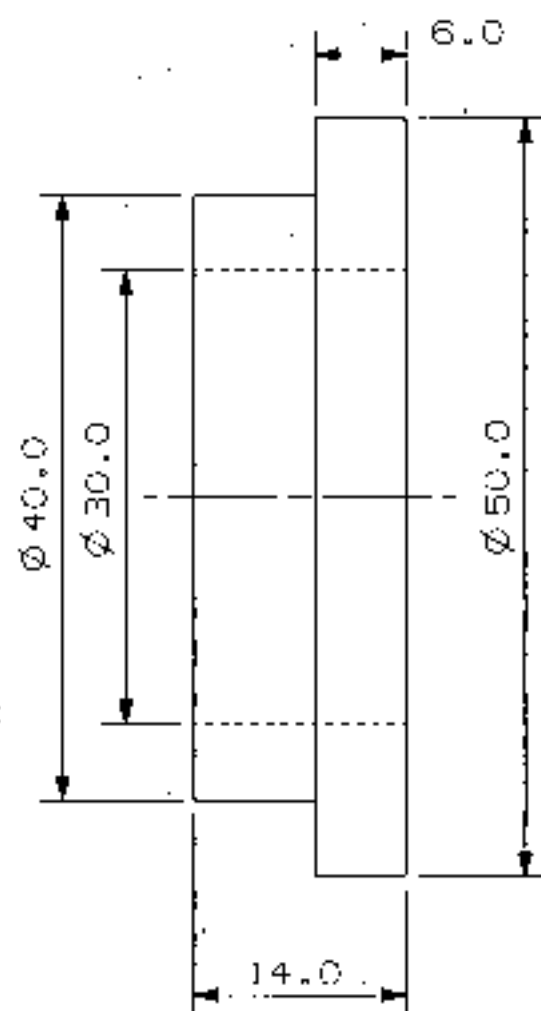






1	2	3	4	5	6	7	8
---	---	---	---	---	---	---	---

9	10	11	12	13
ALT. NO.	ALT. DATE	ZONE	ALTERATIONS	AUTHORITY
NIL	NIL	NIL	NIL	NIL



प्रविष्ट
 Entered
 र
 Into
 प्रविष्ट की
 Date Recd
 24 JUN 2006

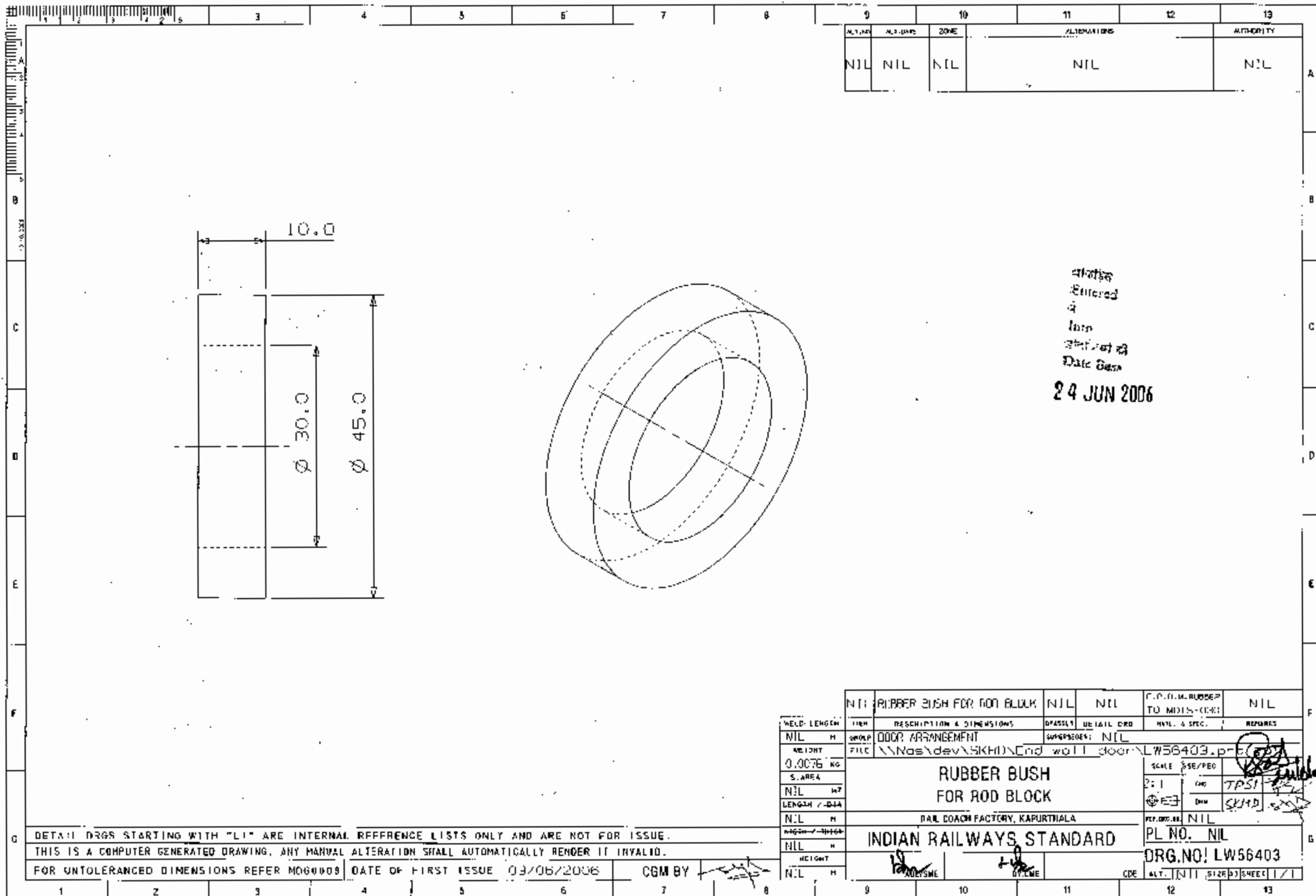
NIL	RUBBER BUSH FOR GUIDE BLOCK	NIL	NIL	E.P.D.M. RUBBER TO IS 4805-030	NIL
WELD LENGTH	ITEM	DESCRIPTION & DIMENSIONS	QTY/SET	DETAIL ORG	REMARKS
NIL	IN GROUP	QUANTITY ARRANGEMENT	SUPERSIDES: NIL		
WEIGHT	FILE	\\Nas\dev\SKHL\End wall door\LWS6402.prt			
0.0133 KG					
SPEC					
NIL	H ²				
LENGTH / DIA					
NIL	M				
WIDTH / THICK					
NIL	M				
INT. GUT					
NIL	M				

DETAIL ORGS STARTING WITH "I" ARE INTERNAL REFERENCE LISTS ONLY AND ARE NOT FOR ISSUE.
 THIS IS A COMPUTER GENERATED DRAWING. ANY MANUAL ALTERATION SHALL AUTOMATICALLY RENDER IT INVALID.
 FOR UNTOLERANCED DIMENSIONS REFER MDG0008 DATE OF FIRST ISSUE 03/05/2006 CGM BY

RUBBER BUSH
 FOR GUIDE BLOCK
 RAIL COACH FACTORY, KAPURTHALA
 INDIAN RAILWAYS STANDARD

SCALE	QSE/REG	PL NO.	NIL
2:1	QD	TPS1	
QCC	QD	SKID	
REF. NO.	NIL	ORG. NO.	LW56402
ALT.	NIL	SIZE	A3 SHEET 1/1

1	2	3	4	5	6	7	8	9	10	11	12	13
---	---	---	---	---	---	---	---	---	----	----	----	----



ALT. NO.	ALT. DATE	ZONE	ALTERATIONS	AUTHORITY
NIL	NIL	NIL	NIL	NIL

वीरेंद्र
Entered
by
Insp
जाति रानी की
Date 24 JUN 2006

WELD LENGTH	118H	DESCRIPTION & DIMENSIONS	DRASLT	DETAILED DED	MTL. & SPEC.	REMARKS
NIL	H	DOOR ARRANGEMENT	SWPSPECN: NIL			
WEIGHT	FILE	\\Nas\dev\SKH\End wall door\LW56403.pr				
0.0076	KG					
S. AREA						
NIL	M2					
LENGTH / DIA						
NIL	M					
WGT. / UNIT						
NIL	H					
HEIGHT						
NIL	M					

ALT. NO.	ALT. DATE	ZONE	ALTERATIONS	AUTHORITY
NIL	NIL	NIL	NIL	NIL

SCALE	1:1	DATE	TPSI	SKHD
SCALE	1:1	DATE	TPSI	SKHD

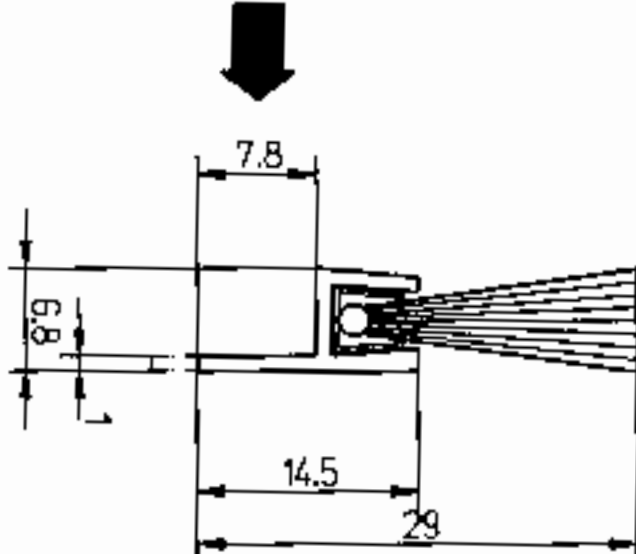
INDIAN RAILWAYS STANDARD	PL NO. NIL	ORG. NO. LW56403
DATE OF FIRST ISSUE	CGM BY	
03/06/2006		

DATE OF FIRST ISSUE	CGM BY	
03/06/2006		

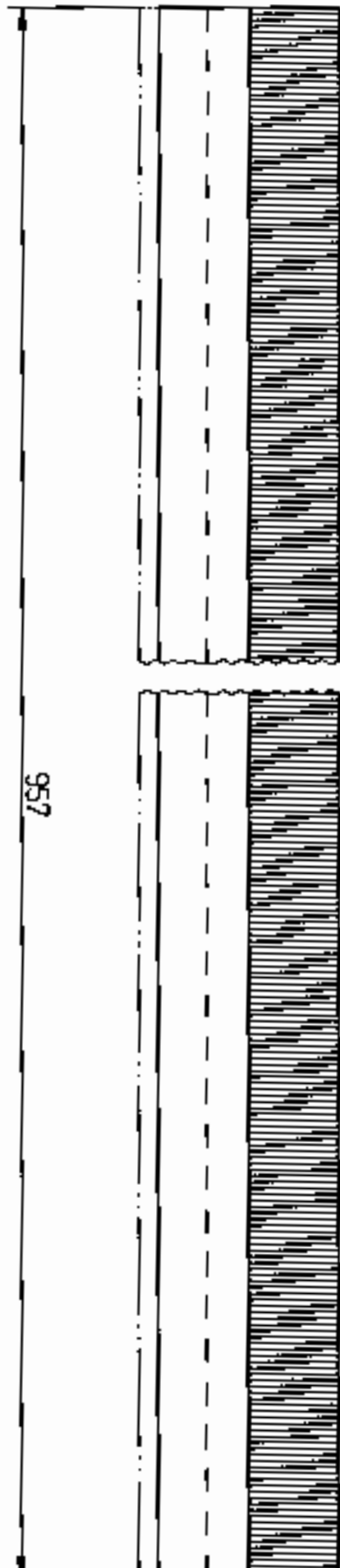
DATE OF FIRST ISSUE	CGM BY	
03/06/2006		

This drawing is restricted for use in accordance to clause 15 and 16 of the contract for Transfer of Technology for all Metall Light Weight High Speed Coaches BG1676mm/Nr.95/DEV/Cell/ALM/Coach dated 16.10.95 of the Project IR-Coach

Diese Zeichnung darf nur verwendet werden im Zusammenhang mit den Klauseln 15 und 16 des Technologietransfervertrages für Leichtbau-Hochgeschwindigkeitswagen aus Metall Breitspur1676mm/Nr.95/DEV/Cell/ALM/Coach vom 16.10.95 des Projekts Reisezugwagen IR.



Z 2:1



K_0715874_00_A00_01

FERIGUNGSPILOT

Verwendbar für:

A 06-02492 24.11.99 Not

06-02492 24.11.99 Not

06-02492 24.11.99 Not

06-02492 24.11.99 Not

ZEICHNUNG DARF NUR IN CAD-SYSTEM GEÄNDERT WERDEN

INDIAN
RAILWAYS

ISO 2768-mK

ISO 2768-mK

ISO 2768-mK

ISO 2768-mK

Abdichtbürste

sealing brush

sealing brush

sealing brush

sealing brush

3 1013.0.21.500.119

3 1013.0.21.500.119

3 1013.0.21.500.119

3 1013.0.21.500.119

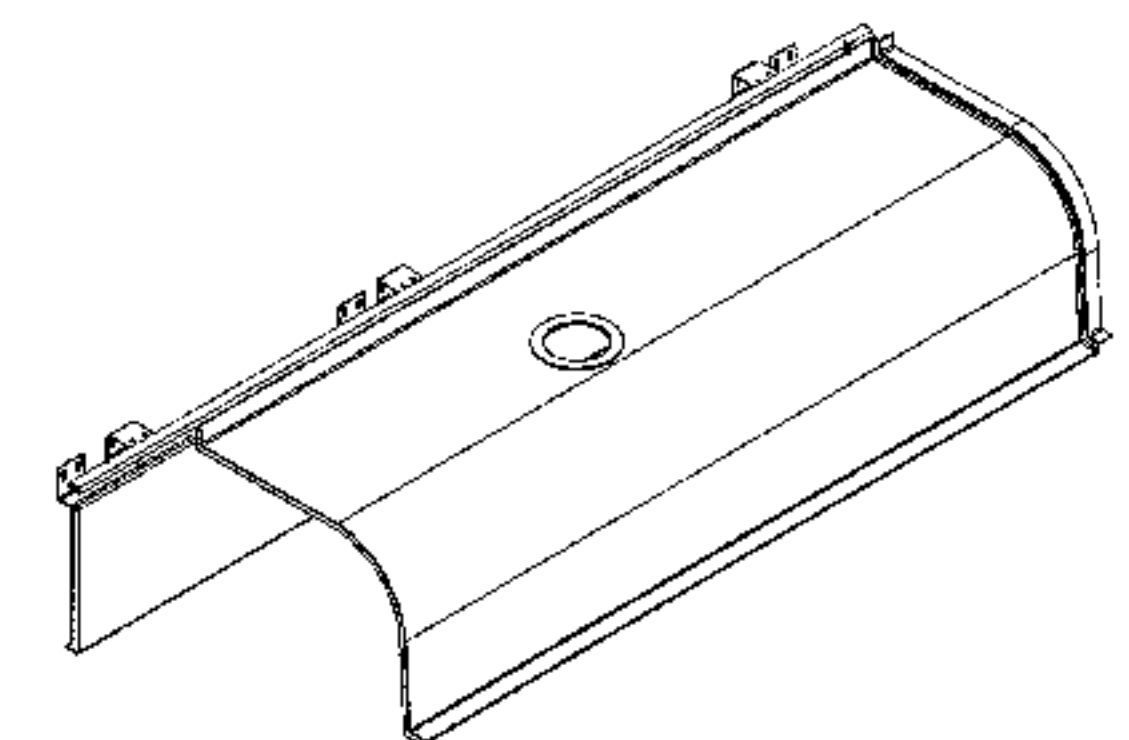
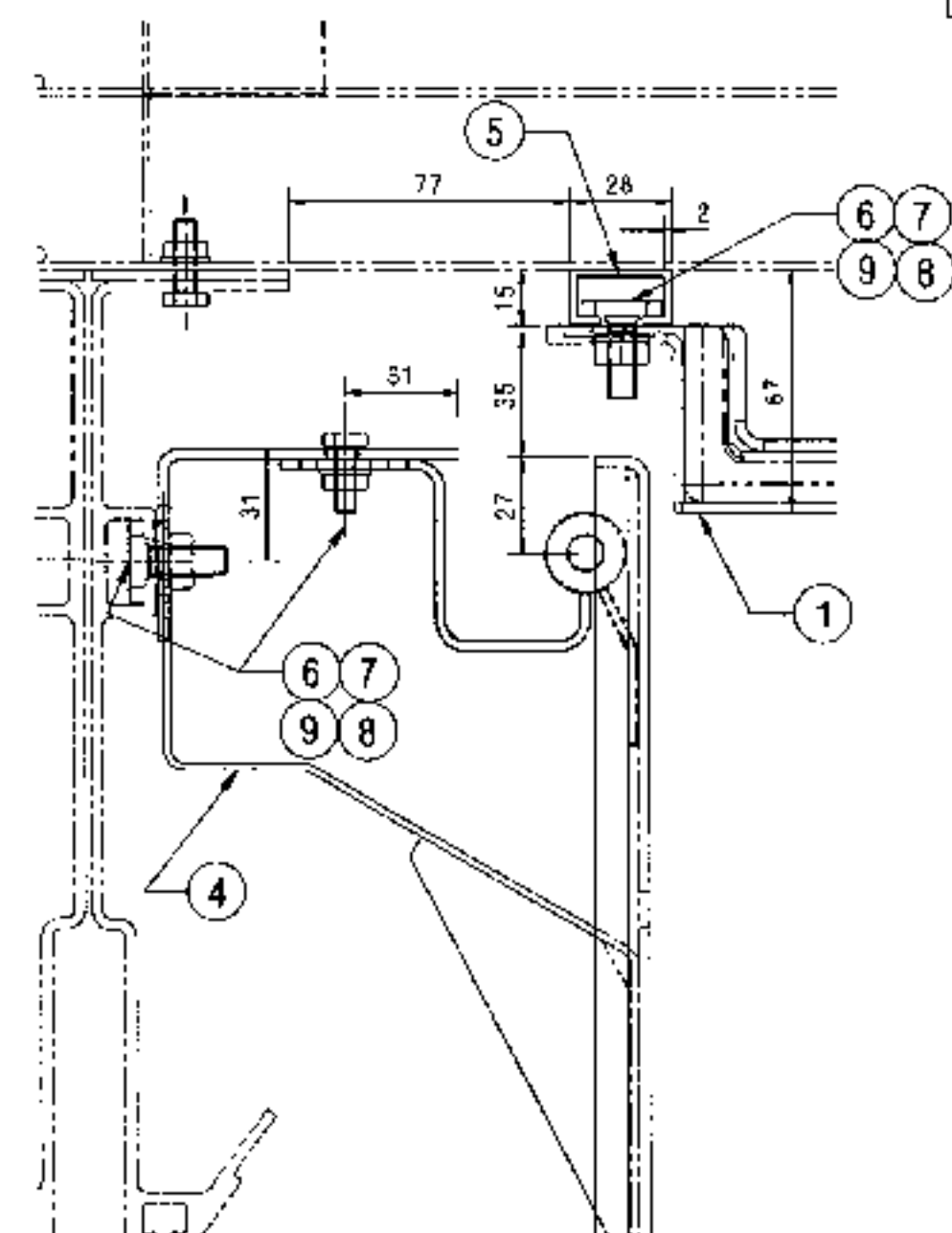
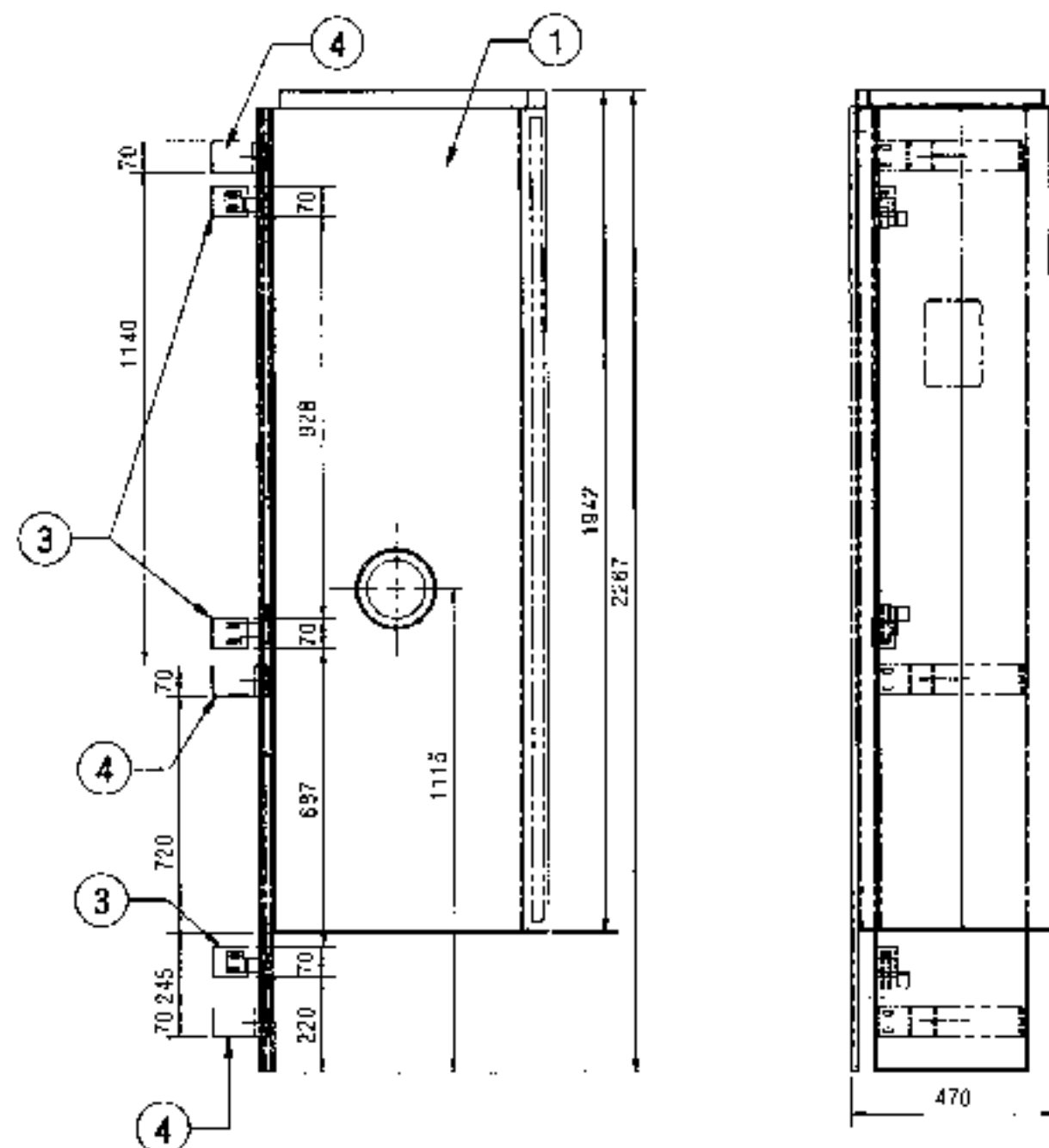
3 1013.0.21.500.119

3 1013.0.21.500.119

3 1013.0.21.500.119

3 1013.0.21.500.119

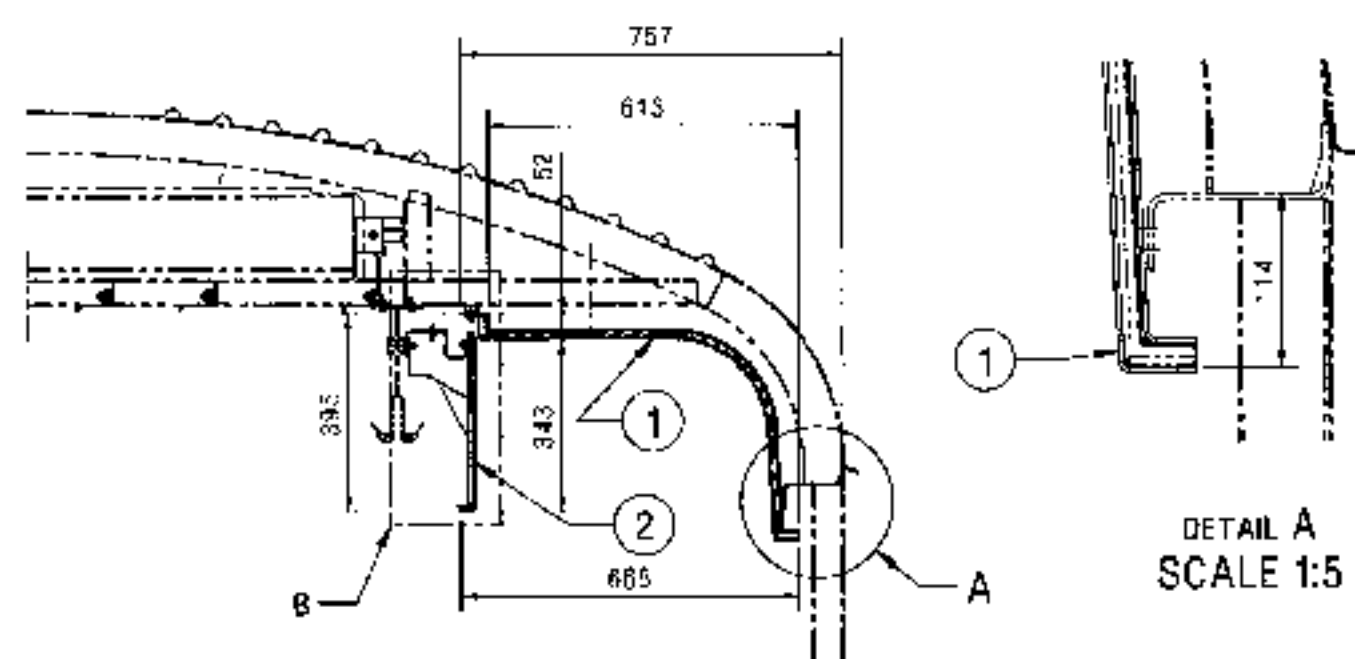
ALT. NO	ALT. DATE	ZONE	ALTERATIONS	AUTHORITY
NIL	NIL	NIL	NIL	NIL



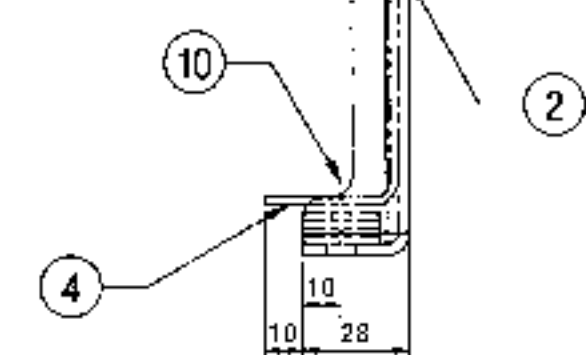
ISO VIEW
(FOR REFERENCE ONLY)

ENTERED
INTO
DATA BASE

11 MAR 2026



DETAIL A
SCALE 1:5



DETAIL B
SCALE 1:2

10	SLTD PAN HD TAPP. SCREW S11. 8X25-C	3	L1HW03	IS: 7173-1989 STEEL	ITEM-47 COATING TO MTS 057
9	SPRING WASHER B8	22	L1HW03	IS: 3063-1984	ITEM-20 COATING TO MTS 057
8	STAINLESS STEEL MACHINE WASHER M8. 1 (A2 TO IS: 1357 PT. 14-1984)	22	L1HWSSC9	IS: 2016-1967 DIN125	ITEM-5
7	STAINLESS STEEL HEX NUT M8 (A2-70 TO IS: 1357 PT-14)	22	L1HWSSC8	IS: 1364 PT. 3-92 ISO-4032	ITEM 3
6	SPECIAL HAMMER HEAD BOLT MBX30	22	LW44167	NIL	NIL
5	C-BAR, L=2220	1	L744272	NIL	NIL
4	BRACKET	3	M1007272	NIL	NIL
3	ANGLE SUPPORT	3	M1007271	NIL	NIL
2	VERTICAL CEILING PANEL ASSEMBLY	1	M1008429	NIL	NIL
1	SIDE CEILING PANEL ASSEMBLY	1	M1008432	NIL	NIL

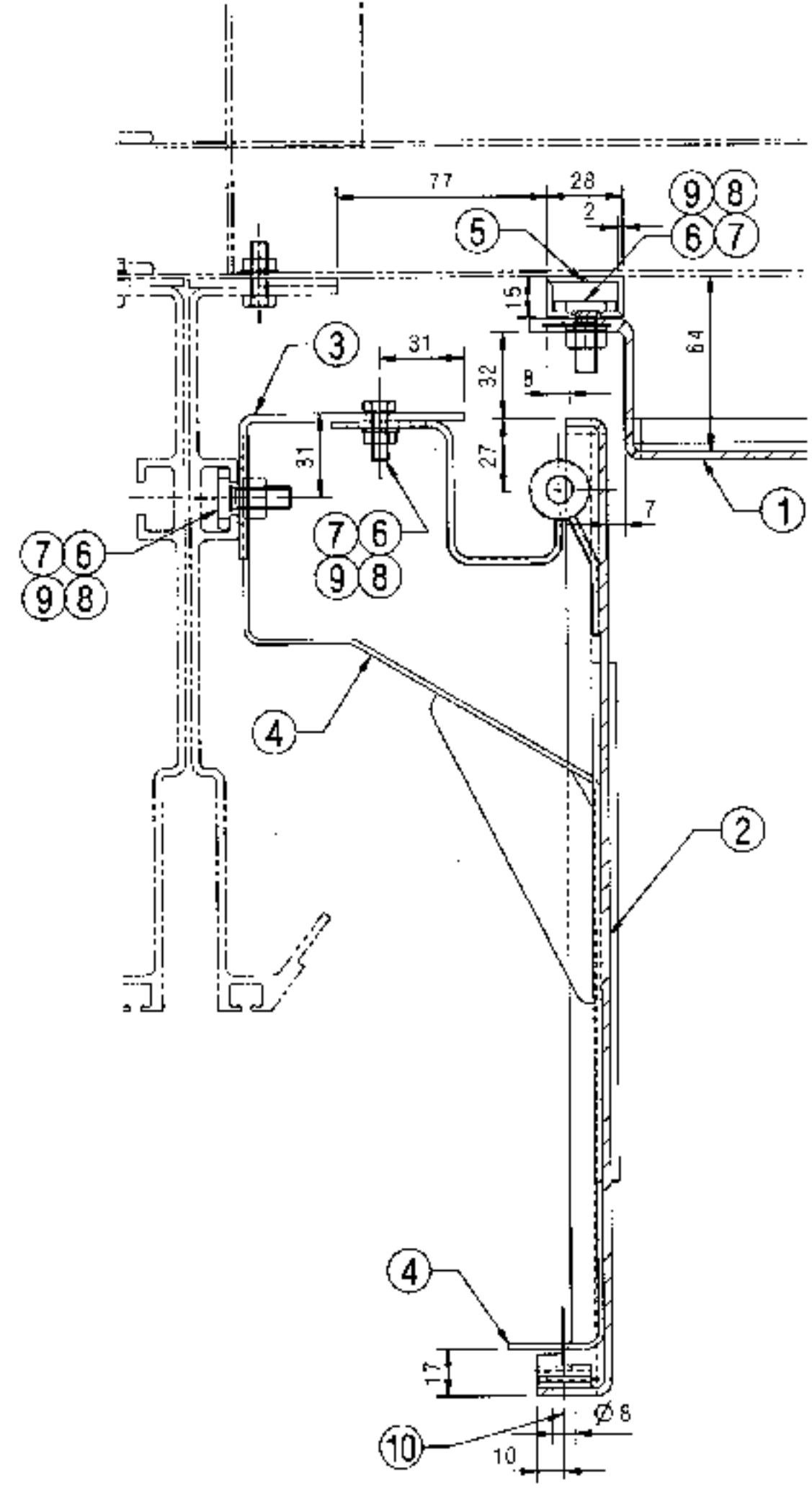
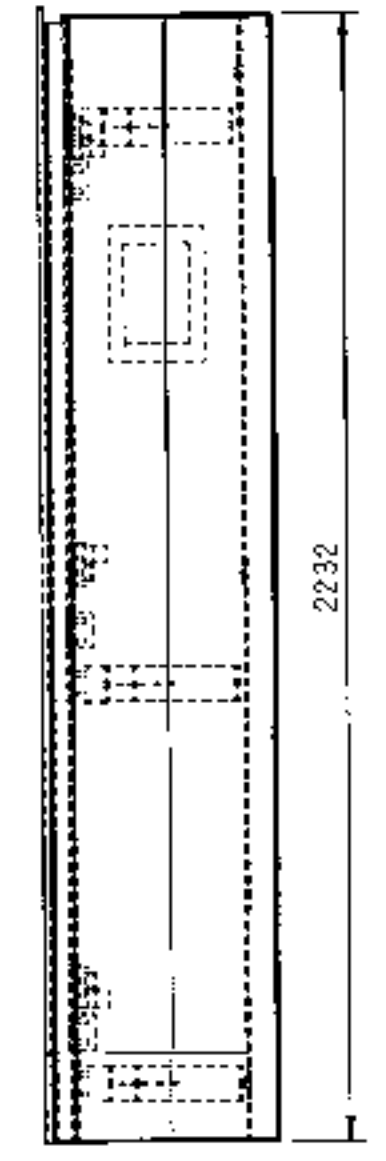
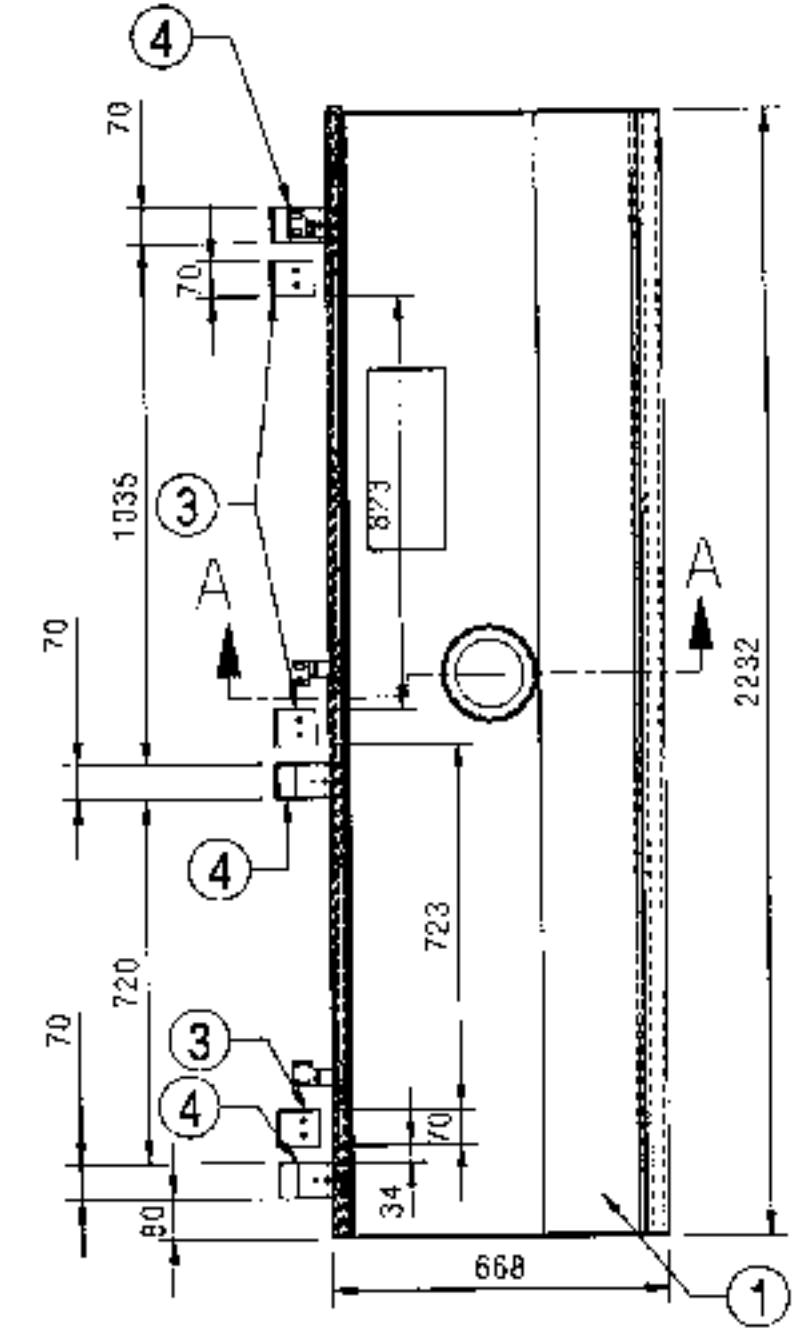
WELD LENGTH	ITEM	DESCRIPTION & DIMENSIONS	GROUP	DETAIL DRG	MATL. & SPEC.	REMARKS
NIL	M	GROUP	CEILING AND MOULDING	SUPERSEDES: NIL		
WEIGHT	FILE	\M1008426.prt (3D)				
20,300	KG	CORRIDOR ASSEMBLY				
S. AREA		FOR LHB FAC COACH				
NIL	M2	RAIL COACH FACTORY, KAPURTHALA				
LENGTH / DIA		रेलकोच फैक्टरी कपूरथला				
2,267	M	IRS				
WIDTH / THICK		DRG. NO. M1008426				
NIL	M	PL NO. NIL				
HEIGHT		ALT. NIL SIZE A2 SHEET 1/1				
NIL	M	ADE/SME				

THIS DRAWING IS THE INTELLECTUAL PROPERTY OF RAIL COACH FACTORY, KAPURTHALA. THE DRAWING SHOULD NOT BE REPRODUCED, ALTERED, USED FOR MANUFACTURING OF COMPONENTS, SOLD OR TRANSFERRED WITHOUT PERMISSION FROM CHIEF DESIGN ENGINEER, RAIL COACH FACTORY, KAPURTHALA.

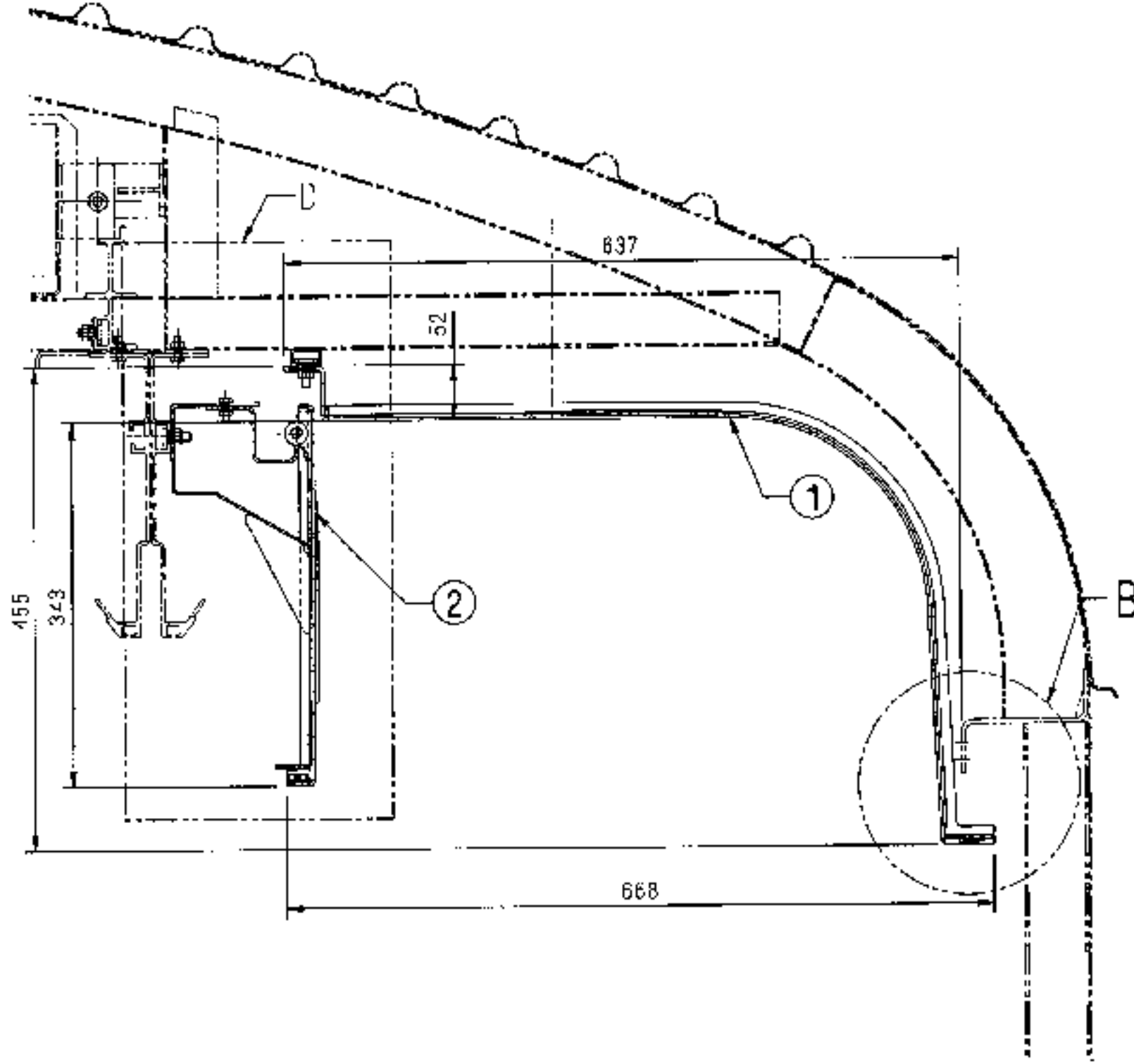
DETAIL DRGS STARTING WITH "LI" ARE INTERNAL REFERENCE LISTS ONLY AND ARE NOT FOR ISSUE
ANY MANUAL ALTERATION SHALL AUTOMATICALLY RENDER THIS DRAWING INVALID.

FOR UNTOERANCED DIMENSIONS REFER MDG0008 DATE OF FIRST ISSUE 03/03/2026 CGM BY

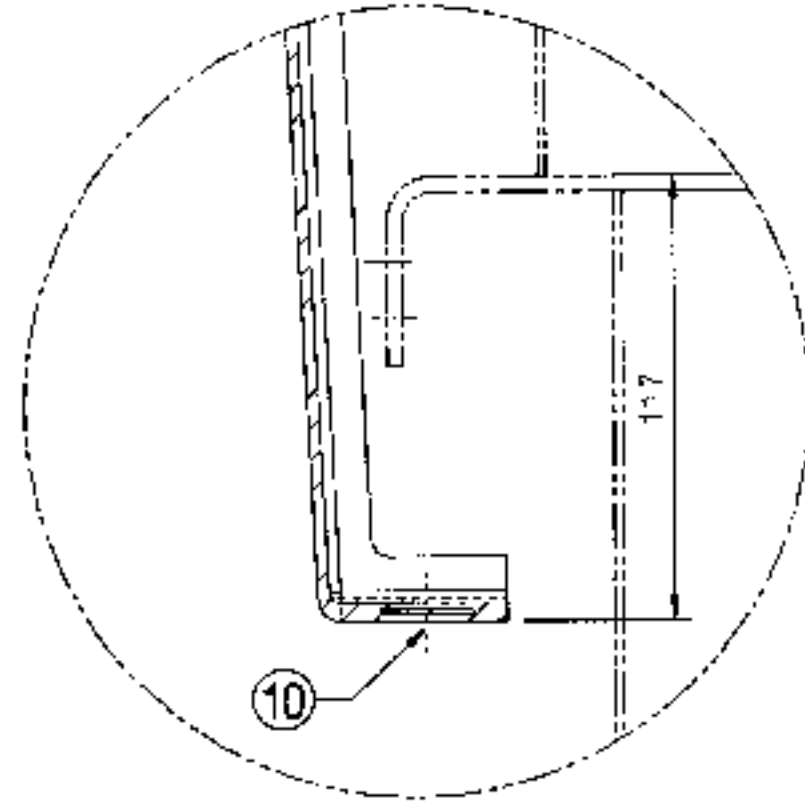
ALT. NO.	ALT. DATE	ZONE	ALTERATIONS	AUTHORITY
NIL	NIL	NIL	NIL	NIL



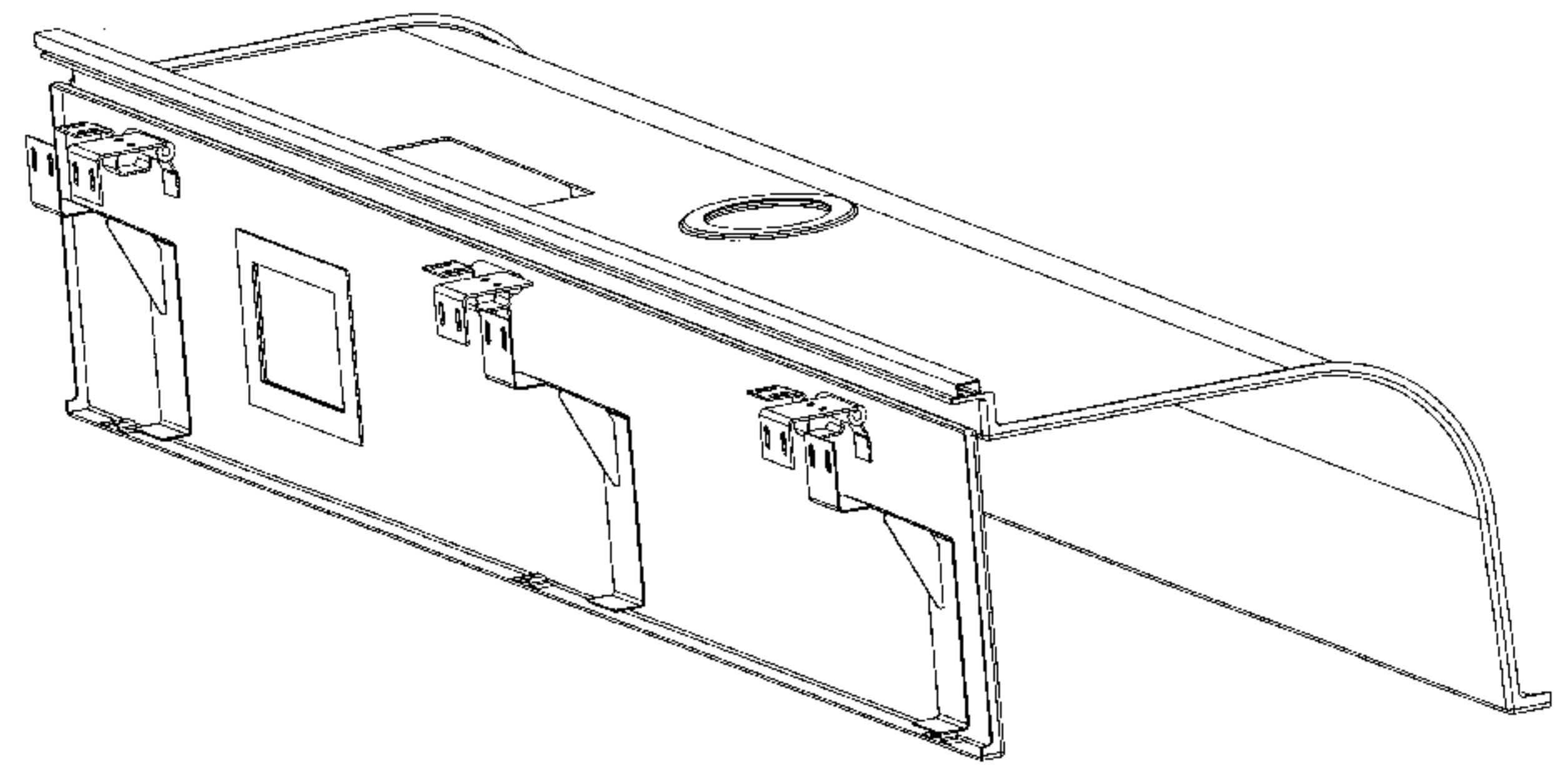
DETAIL AT- D



SECTION A-A



DETAIL AT- B



ISO-VIEW
(FOR REFERENCE ONLY)

ENTERED
INTO
DATA BASE

11 MAR 2026

10	SLTD PAN HD APP SCREW ST4. 6X25-C	3	LIHW03	IS: 7173-1989 STEEL	ITEM-47 COATING TO MDTS 037
9	SPRING WASHER B8	22	LIHW09	IS: 3063-1984	ITEM-20 COATING TO MDTS 037
8	STAINLESS STEEL MACHINE WASHER A8. 4 (A2 TO IS: 1367 PT. 4-1984)	22	LIHW509	IS: 2016-1987 316/125	ITEM-5
7	STAINLESS STEEL HEX NLT MB (A2-70 TO IS: 1367 PT-14)	22	LIHW509	IS: 1364 PT. 3-92 ISO-4032	ITEM-3
6	SPECIAL HAMMER HEAD BOLT MBX30	22	LW44167	NIL	NIL
5	C-BAR, I=2245	1	LZ44272	NIL	NIL
4	BACKET	3	M1007272	NIL	NIL
3	ANGLE SUPPORT	3	M1007271	NIL	NIL
2	VERTICAL CEILING PANEL ASSEMBLY	1	M1008431	NIL	NIL
1	SIDE CEILING PANEL ASSEMBLY	1	M1008433	NIL	NIL

WELD LENGTH	ITEM	DESCRIPTION & DIMENSIONS	QTY	DETAIL DRG	MATL. & SPEC.	REMARKS
NIL	GROUP	CEILING AND MOUNTING		SUPERSIDES:	NIL	
WEIGHT	FILE	\\M1008427.ppt (3D)				
27.100	KG	CORRIDOR ASSEMBLY				
S. AREA		FOR LHB FAC COACH				
NIL	M ²	RAIL COACH FACTORY, KAPURTHALA				
LENGTH/HT	M	2.232				
WIDTH/THICK.	M	N/A				
NIL	M	N/A				
HEIGHT	M	N/A				
NIL	M	N/A				

SCALE	SSE/REC	4: 110312
1: 10	DRN	PUSH
DRN	CON	CON
REF. DRG. No.	NIL	
PL NO.	NIL	
DRG. NO.	M1008427	
DATE	03/03/2026	
BY	ADP/SME	
CHECKED	BY CME	
DATE	03/03/2026	

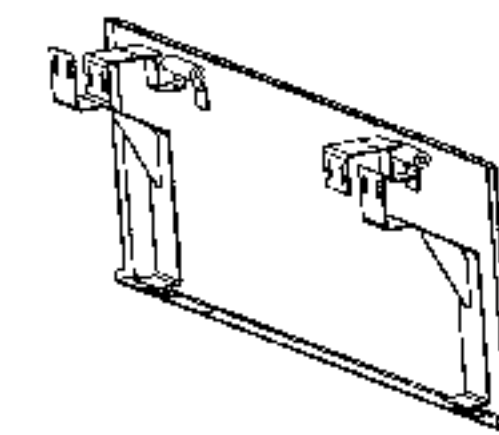
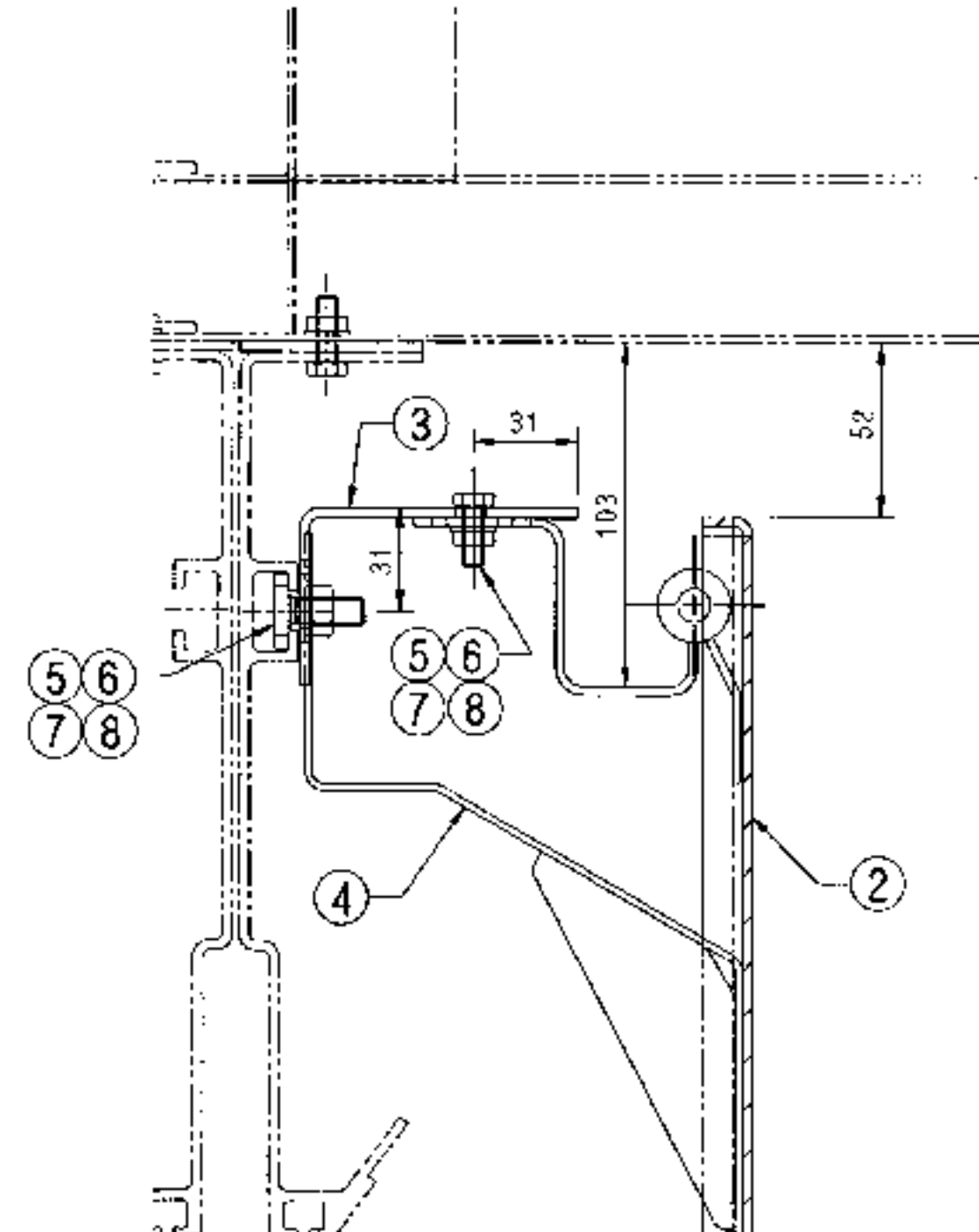
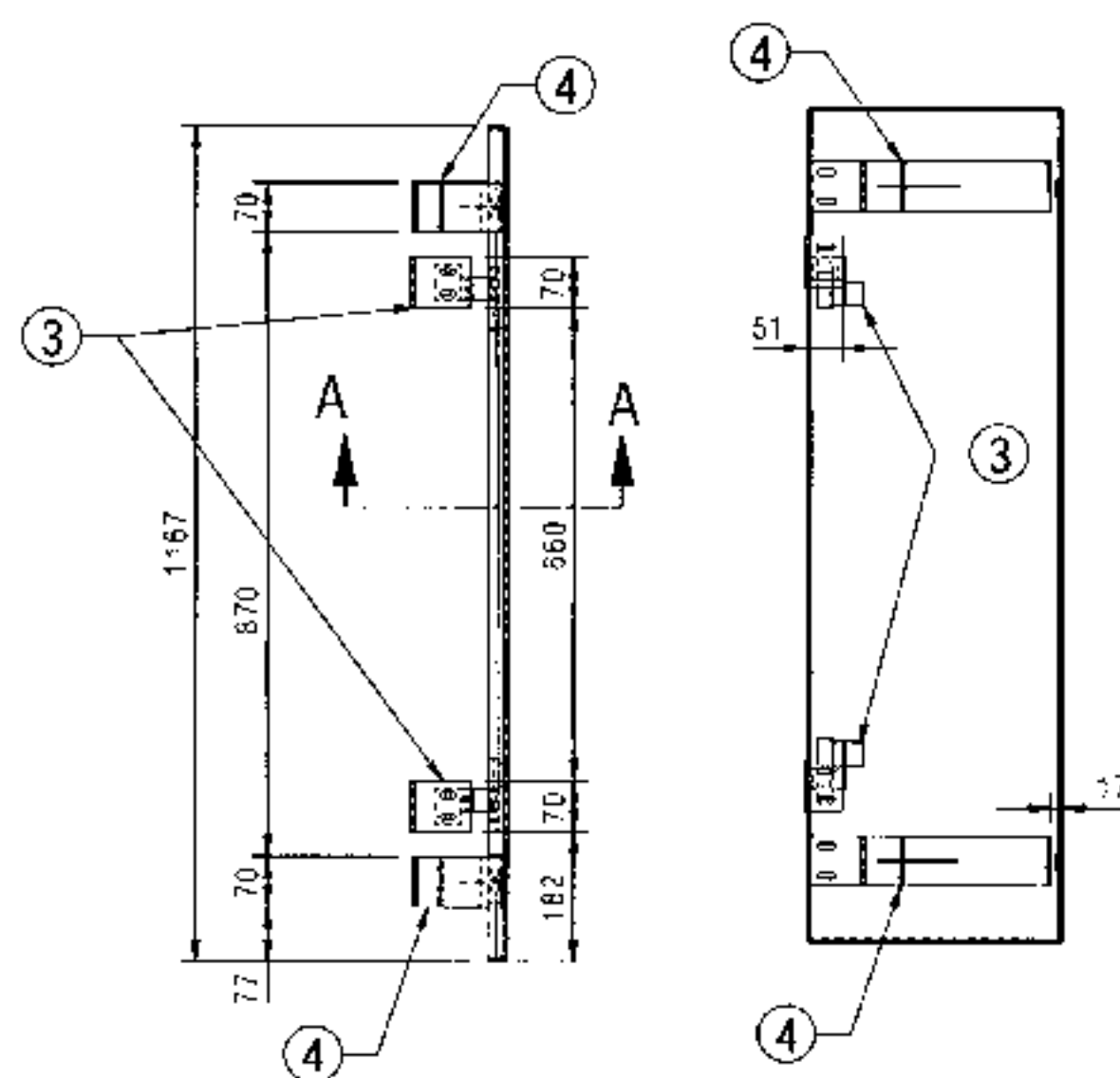
THIS DRAWING IS THE INTELLECTUAL PROPERTY OF RAIL COACH FACTORY, KAPURTHALA. THIS DRAWING SHOULD NOT BE REPRODUCED, ALTERED, USED FOR MANUFACTURING OF COMPONENTS, SOLD OR TRANSFERRED WITHOUT PERMISSION FROM CHIEF DESIGN ENGINEER, RAIL COACH FACTORY, KAPURTHALA.

ANY MANUAL ALTERATION SHALL AUTOMATICALLY RENDER THIS DRAWING INVALID.

DETAIL DRGS STARTING WITH "LI" ARE INTERNAL REFERENCE LISTS ONLY AND ARE NOT FOR ISSUE.

FOR UNTOLERANCED DIMENSIONS REFER MDG0008	DATE OF FIRST ISSUE	03/03/2026	CGM BY	
---	---------------------	------------	--------	--

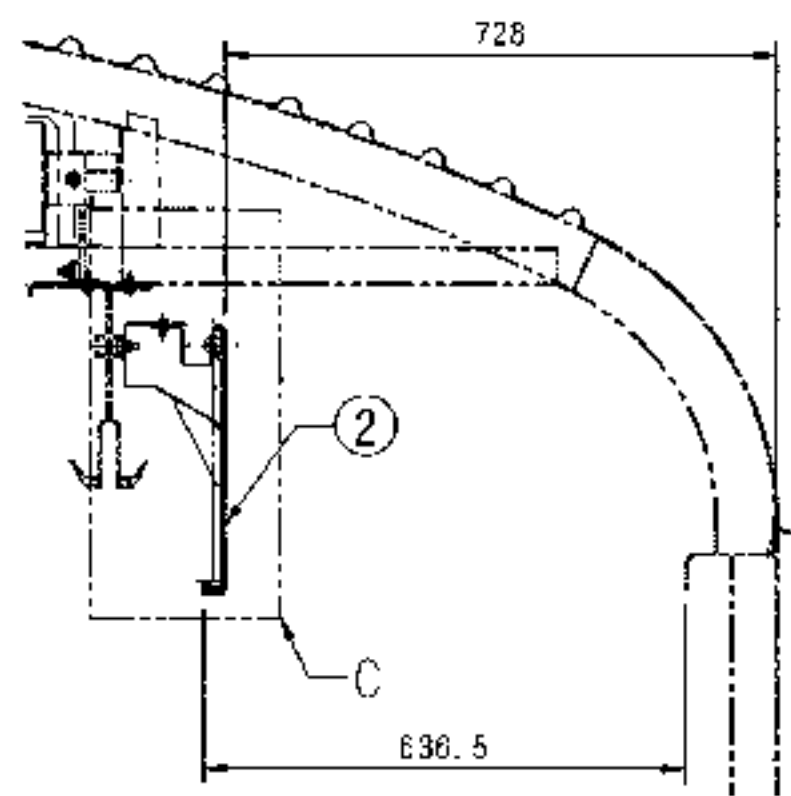
ALT. NO.	ALT. DATE	ZONE	ALTERATIONS	AUTHORITY
NIL	NIL	NIL	NIL	NIL



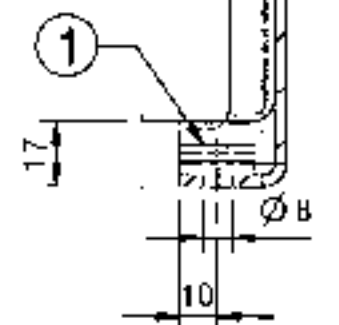
ISO-VIEW
(FOR REFERENCE ONLY)

ENTERED
INTO
DATA BASE

11 MAR 2026



SECTION A-A



DETAIL AT-C

8	STAINLESS STEEL MACHINE WASHLR AS 4 (A2 TO IS 1367 PT. 14-19H4)	19	LHWSS09	IS. 2016 1967 DIN125	ITEM-5
7	STAINLESS STEEL HEX NUT M8 (A2-70 TO IS 1367 PT-14)	19	LHWSS08	IS. 1364 PT. 3-92 ISO-4032	ITEM-3
6	SPECIAL HAMMER HEAD BOLT M8X30	19	LW44167	NIL	NIL
5	SPRING WASHER B6	19	LHW09	IS. 3083-1994	ITEM-20 COATING TO MTS 057
4	BRACKET	3	W1007272	NIL	NIL
3	ANGLE SUPPORT	3	W1007271	NIL	NIL
2	VERTICAL CEILING PANEL ASSEMBLY	1	A44457	NIL	NIL
1	SLTD PAN HD TAPP SCREW ST4.8X25-C	3	LHW03	IS. 7173-1989 STEEL	ITEM-4 / LOADING TO MTS 057

WELD LENGTH	ITEM	DESCRIPTION & DIMENSIONS	OPASSLY DETAIL DRG	MATL. & SPEC.	REMARKS
NIL	M	GROUP	PANELLING AND MOULDING	SUPERSEDES: NIL	
WEIGHT	FILE	\MT008428.prt (3D)			
3.700	KG				
S. AREA	M2				
LENGTH	M				
1.167	M				
WIDTH / THICK	M				
NIL	M				
HEIGHT	M				
NIL	M				

CORRIDOR ASSEMBLY
FOR LHB FAC COACH

RAIL COACH FACTORY, KAPURTHALA

रेल कोच फैक्टरी कपूरथला

IRS

ADG/SME

N.R.

CODE

SCALE	SSE/REC	40 11/02/26
1: 10	CHD	PUSH
	DRN	ONON
REF. ORG. NO.	NIL	
PL NO.	NIL	
DRG. NO.	MI008428	
SIZE	A2	SHEET 1/1

DETAIL DRGS STARTING WITH "LI" ARE INTERNAL REFERENCE LISTS ONLY AND ARE NOT FOR ISSUE

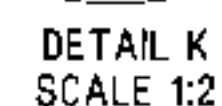
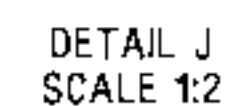
ANY MANUAL ALTERATION SHALL AUTOMATICALLY RENDER THIS DRAWING INVALID.

FOR UNTOLERANCED DIMENSIONS REFER MDG0008 DATE OF FIRST ISSUE 03/03/2026 CGM BY

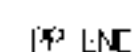
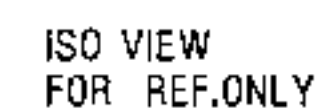
प्रवेशित
ENTERED
IN
INTO
प्रविष्ट
DATA BASE

12 MAR 2026

13	FLOOR SKIRTING PLATE	1	QML/TC/SS-4-2-003	NIL	L=17750	
13	PANEL	1	M1008436	NIL	NIL	
17	SLTD PAN HD TAPP SCREW ST4.2X25-F	110	L1HW03	IS: 7.73-1385 STEEL	ITEM-44 COATING TO MTS 057	
16	SLTD CSK HD TAPP SCREW ST4.2X32-C	66	NIL	IS: 7.73-1385 STEEL	COATING TO MTS 057	
15	STAINLESS STEEL RECESSED PAN HEAD SCREW M4X6 IAZ TO IS4367 PT.14-B4	40	NIL	IS: 7483-1385 JIN7905	NIL	
14	SLTD CSK HD TAPP SCREW ST4.2X19-F	102	L1HW03	IS: 7.73-1385 STEEL	ITEM-29 COATING TO MTS 057	
13	3V DUAL PRESSURE LOCK	40	5J3767	NIL	NIL	
12	ANGLE	5	I444235	NIL	NIL	
11	SEALING 20X40X350	45	NIL	MTS 046	COLOUR BLACK	
10	SEALING 20X40X25	35	NIL	MTS 046	COLOUR BLACK	
9	SEALING 20X40X325	35	NIL	MTS 046	COLOUR BLACK	
8	PACKING 20X40X1350	3	NIL	ROSD/SPEC. C-9407, TY-I	%	
7	PACKING 5X40X1850	5	NIL	ROSD/SPEC. C-9407, TY-I	%	
6	PANEL	1	M1008436	NIL	NIL	
5	PANEL	1	M1008437	NIL	NIL	
4	PANEL	1	LA42223	NIL	NIL	
3	PANEL	2	LA42226	NIL	NIL	
2	PANEL	3	LA42222	NIL	NIL	
1	PANEL	1	M1008420	NIL	NIL	
TH	ITEM	DESCRIPTION & DIMENSIONS	QUANTITY	DETAIL DRG	MATL. & SPEC.	REMARKS
M	GROUP	PANELLING & MOLDING	SUPERSEDES:	NIL		
FILE	\\M1008446.PRT(3D)					
KG	INSIDE WALL PANELLING			SCALE	1:10	1:10
M2	(CORRIDOR SIDE)			CHD	ANJN	ANJN
M	RAIL COACH FACTORY, KAPURTHALA			DRN	ANJN	ANJN
DRG.	रेल कोच फैक्टरी कपूरथला			REF.DRG.No.	NIL	NIL
M	IRS			PL NO.	NIL	NIL
				DRG.NO.	M1008446	M1008446



1. NECESSARY CUTAWAYS IN THE PANELS, MOULDINGS & PACKINGS TO BE DONE TO SUIT AT SITE.
2. HOLES IN THE PANELS SHALL BE LARGER THAN SCREWS.
3. THE COLOUR OF THE PANELS SHALL BE AS PER THE INTERIOR COLOUR SCHEME OF COACH.
4. TO AVOID BRACKAGE OF THE PANELS, WHEREVER COMPARTMENT FITTINGS ARE SCREWED ON SIDE WALL PANELS, NECESSARY PACKINGS TO BE PROVIDED BETWEEN THE PANELS & STEEL BACK PIECES PROVIDED FOR THE FITTINGS.
5. PITCH OF THE TAPPING SCREWS SHALL BE 250-300MM.
6. ALL THE PACKINGS ARE TO BE SCREWED WITH CSK -10 TAPPING SCREWS.
7. COMPREG TO BE TREATED AGAINST FUNGI, TERMITES, MARINE BORERS AND OTHER INSECTS ACCORDING TO REQUIREMENTS OF PRESERVATION TO IS: 5539-65, TY-IV (COPPER CHROME ARSENIC COMPOSITION).
8. 6 NOS. HARDWARE (ITEM-14) PER WINDOW PANEL TO BE SCREWED AS SHOWN.
9. SEALING (ITEM-9 TO 11) ARE TO BE PASTED OVER BODY PILLARS WITH APPROVED BRAND OF ADHESIVES.



REFERENCE DIAGRAM

NIH? [NLI]

ANY MANUAL ALTERATION SHALL AUTOMATICALLY RENDER THIS DRAWING INVALID.

DETAIL DRGS STARTING WITH "LI" ARE INTERNAL REFERENCE LISTS ONLY AND ARE NOT FOR ISSUE

FOR UNTOLERANCED DIMENSIONS REFER MDG0008

DATE OF FIRST ISSUE

10/03/2026


CGM BY

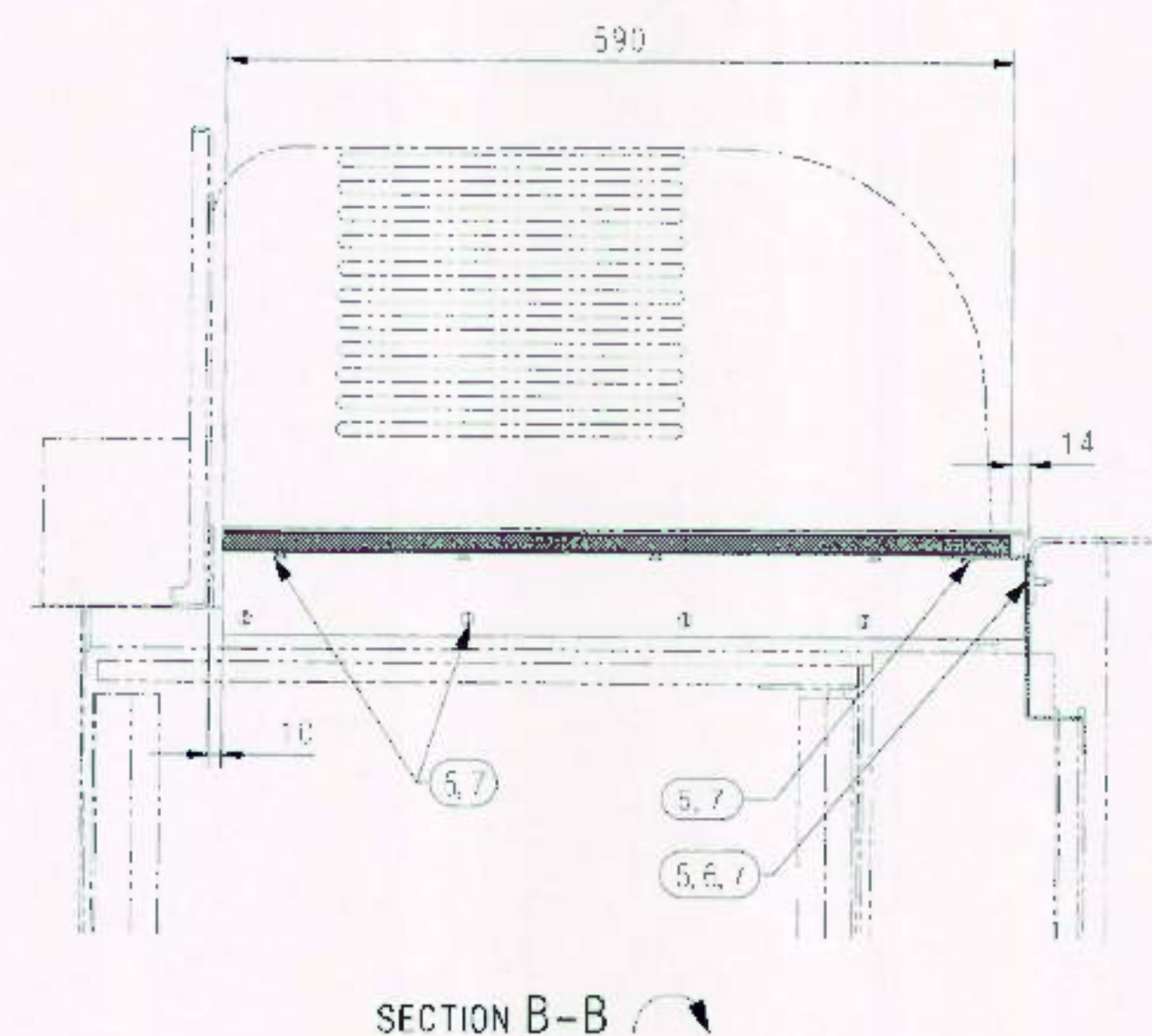
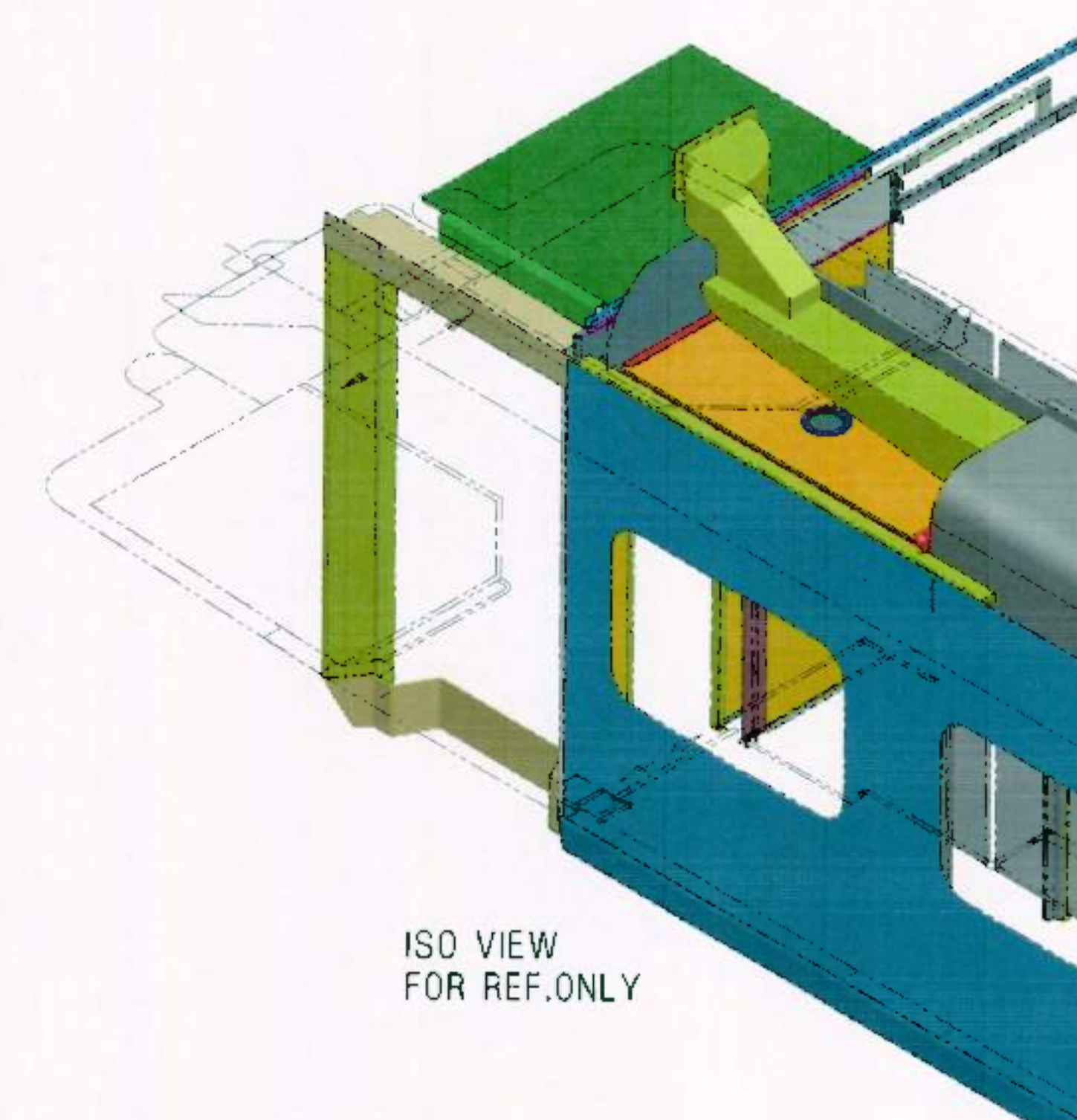
INSIDE WALL PANELLING

(CORRIDOR SIDE)

RAIL COACH FACTORY, KAPURTHALA

रेल कोच फैक्टरी कपूरथला

	SCALE	3SE/REG	12 1216376
1:10	CHD	ADYS	12-3-2
	ORN	AWN	12-3-2
REF. DRG. NO. N.L.			
IRS	PL NO.	NIL	
	DRG. NO.	MI008446	



ISO VIEW
FOR REF. ONLY

11 MAR 2026

7	PLAIN WASHER A5-5	34	11/10/05	15-2016-1957 ALUMINUM	ITEM-3 (FROM 15-2016-1957)
6	COVER SHEET	1	1/14/1982	NIL	1-1500
5	STAINLESS STEEL SLOTTED PAN HEAT SINKER MOULD (A2 TO 15-187 PT. 4-54)	34	NIL	15-1511-2005 1974-1980	NIL
4	ANGLE MOLDING 2.54X0.50 L-1800	1	NIL	15-1511-192 X040 1981/3	304 S1
3	ANGLE MOLDING 2.54X0.50 L-555	1	NIL	15-1511-192 X040 1981/3	304 S1
2	S.S. SHEET 947X156X1	1	NIL	15-1511-192 X040 1981/3	304 S1
1	COVER PANEL COVER L	1	11/02/05	15-1511-192 X040 1981/3	304 S1

WELD LENGTH	ITEM	DESCRIPTION & DIMENSIONS	QUANTITY	UNIT	REMARKS
NIL	M	CEILING & WALLS	OPASSLY	DETAIL DRG	MATL. & SPEC.
WEIGHT	FILE	MI008447, or L 133			NIL
10.000	KG	FIXING ARRGT OF CORRIDOR			
S. AREA					SCALE S/S/REC 11/03/16
NIL	M ²				1:20 GND PUSH 10/05
LENGTH/DIA		PANEL (PP END)			DNB MKS 10/05
NIL	M	RAIL COACH FACTORY, KAPURTHALA			REF REQ NO. NIL
WIDTH/THICK		रेल कोच फैक्टरी कपूरथला	IRS		PL NO. NIL
NIL	M				DRG. NO. MI008447
HEIGHT					ALT. NIL S/S ZONE HEET
NIL	M	ADD/SME	DRG/CMC	CDF	

NOTE:-

1. NECESSARY CUT IN PANEL AND MOLDING SHALL BE PROVIDED TO SUIT AT SITE.
2. SCREWING SHALL BE DONE AT SUITABLE PITCH OF SAY 250-300 MM.

ANY MANUAL ALTERATION SHALL AUTOMATICALLY RENDER THIS DRAWING INVALID.

DETAIL DRGS STARTING WITH "LI" ARE INTERNAL REFERENCE LISTS ONLY AND ARE NOT FOR ISSUE.

DATE OF FIRST ISSUE

05/03/2026

CGM BY

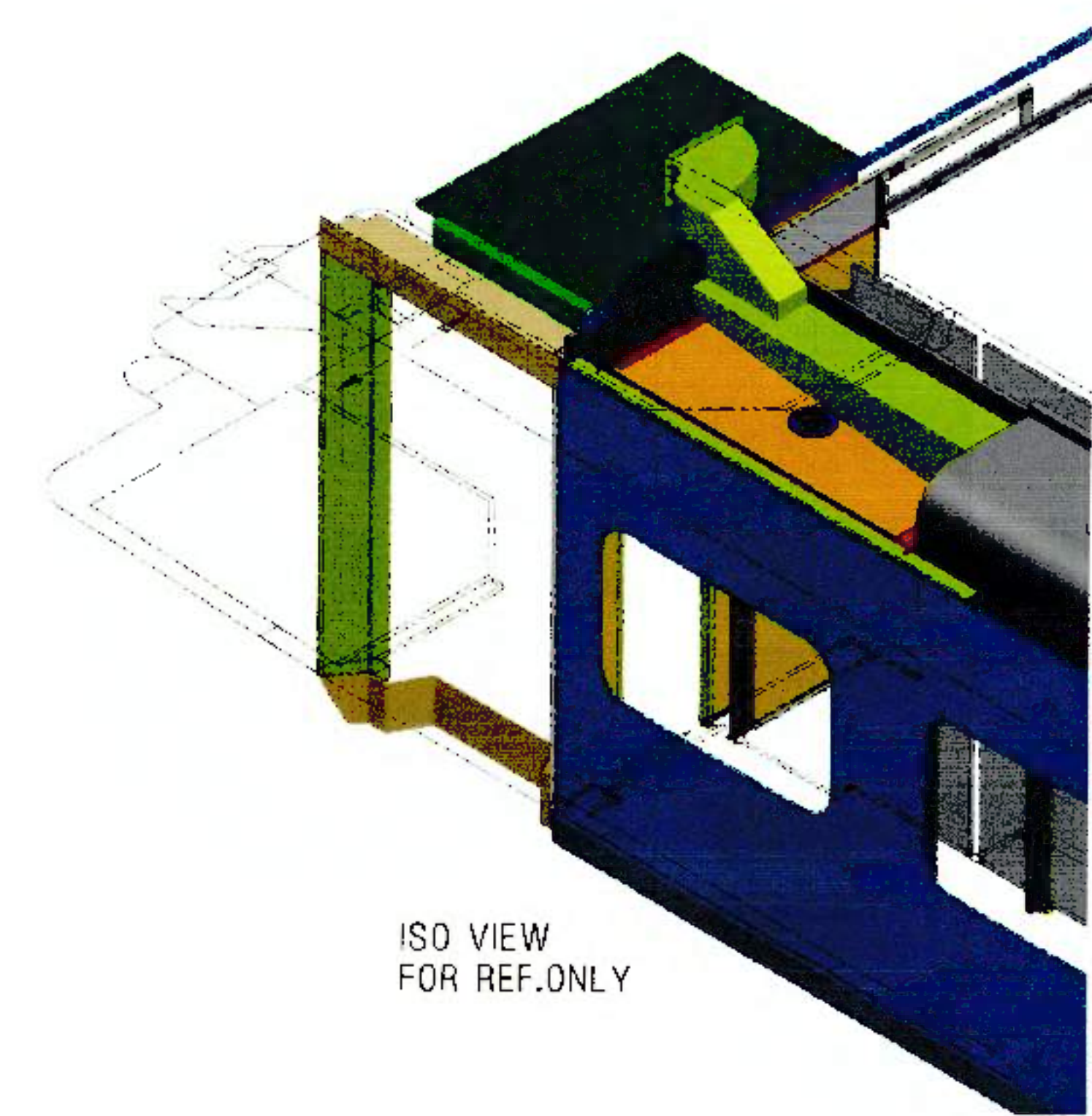
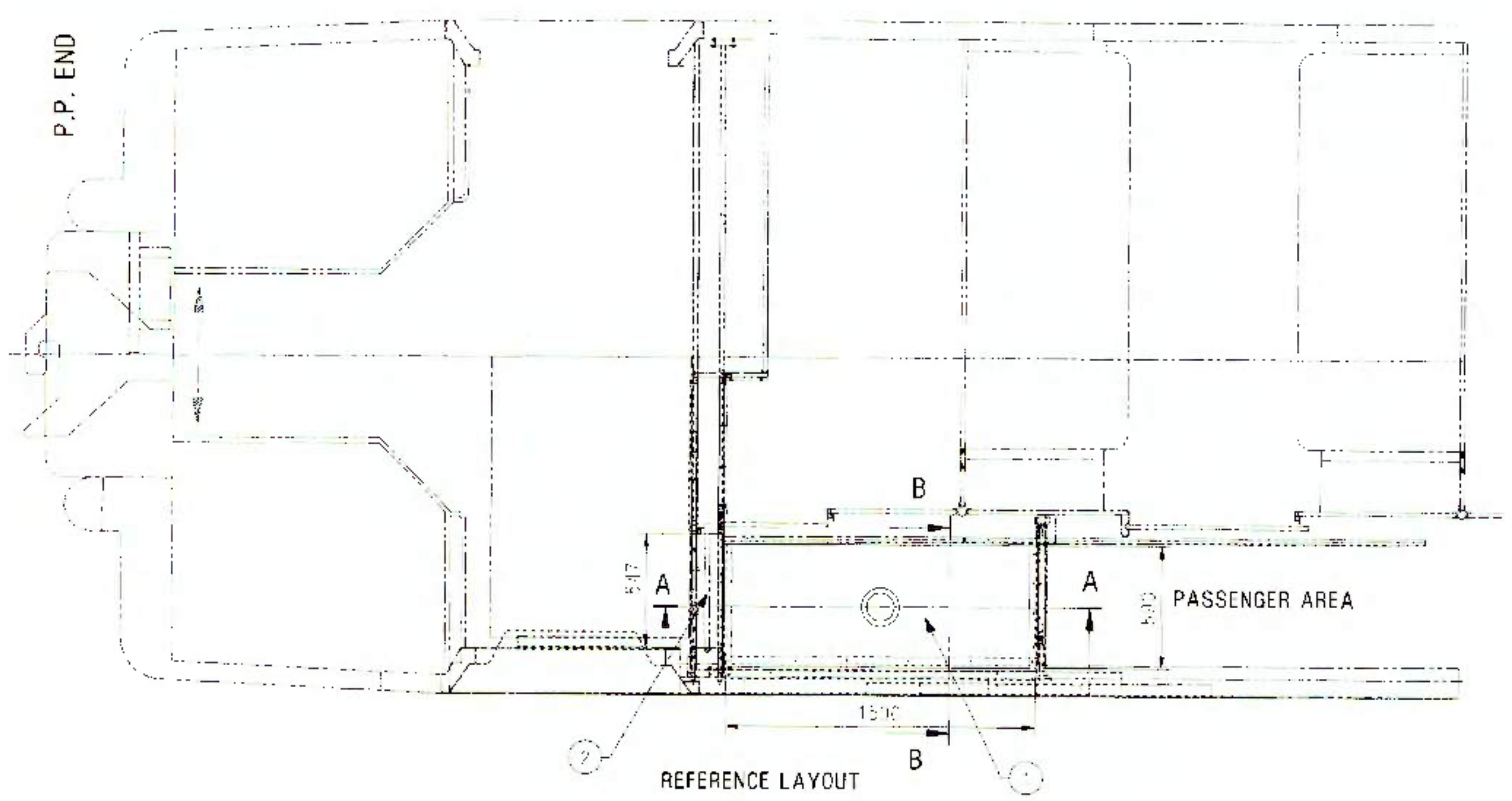
1000

61

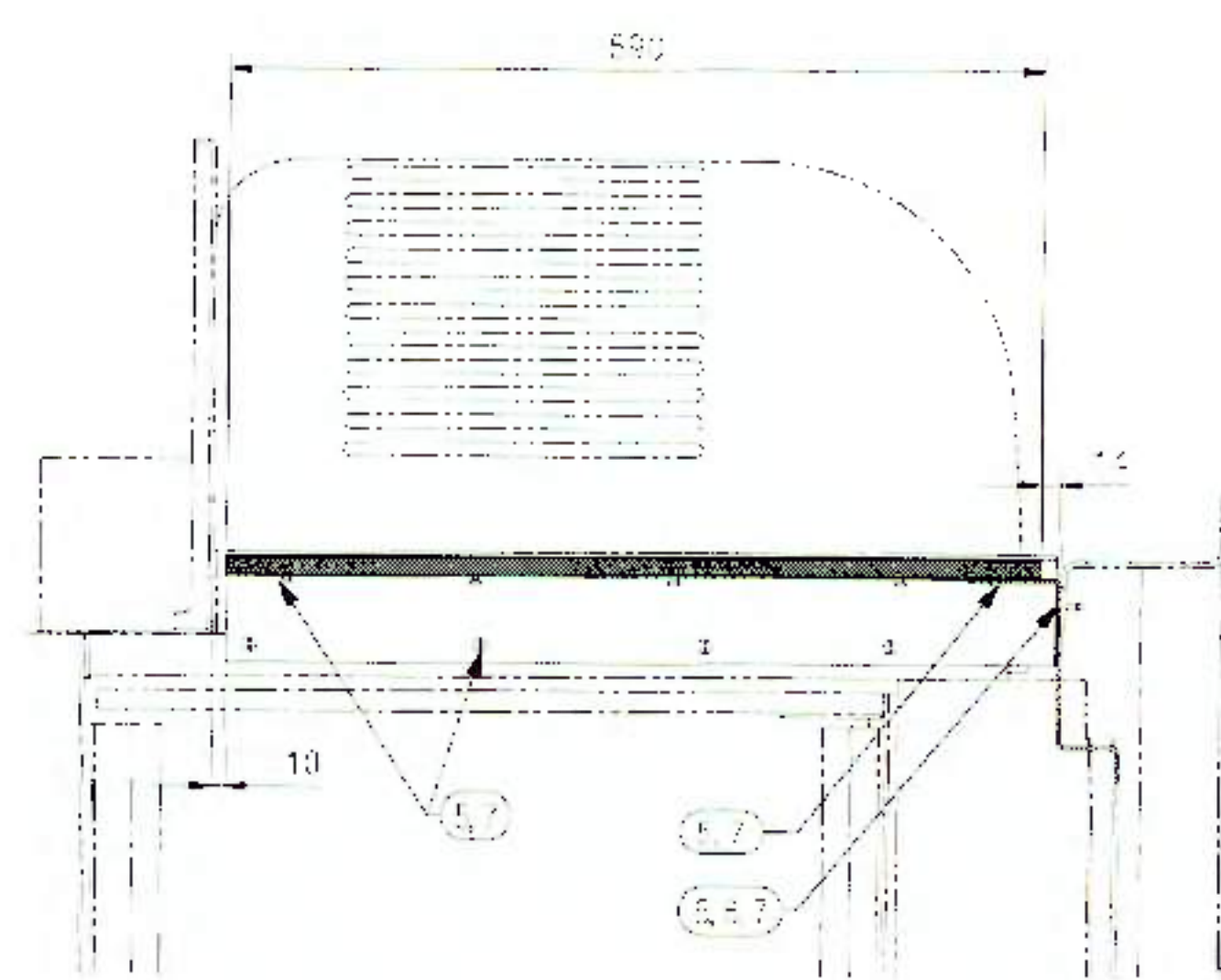
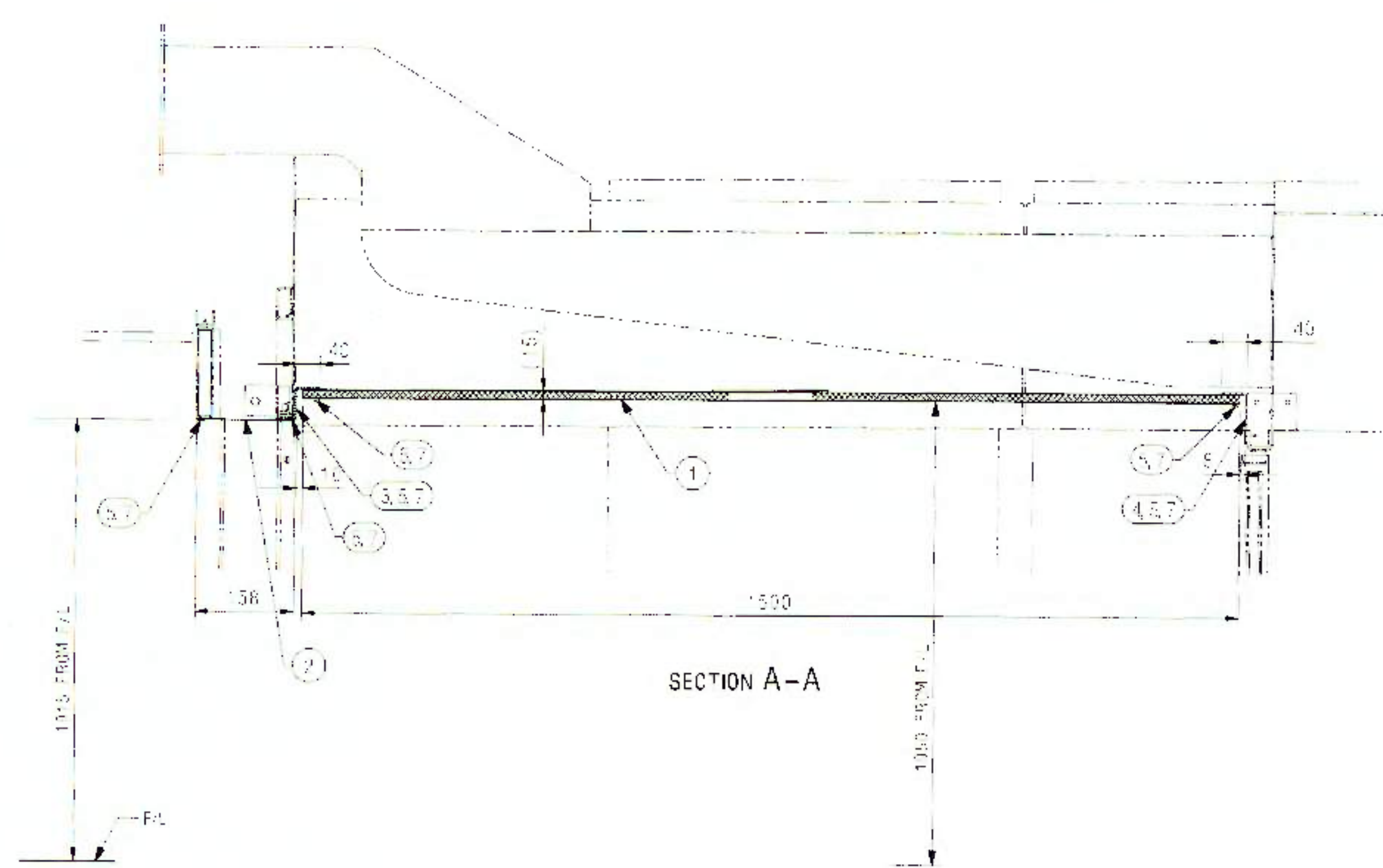
DRG.NO. MI008447

ALT.	ALL	S Z E A S H E E T
13		19

ALT. NO.	ALT. DTT	ZONAL	ALTERATIONS	AUTHORITY
NIL	NIL	NIL	NIL	NIL



ISO VIEW
FOR REF. ONLY



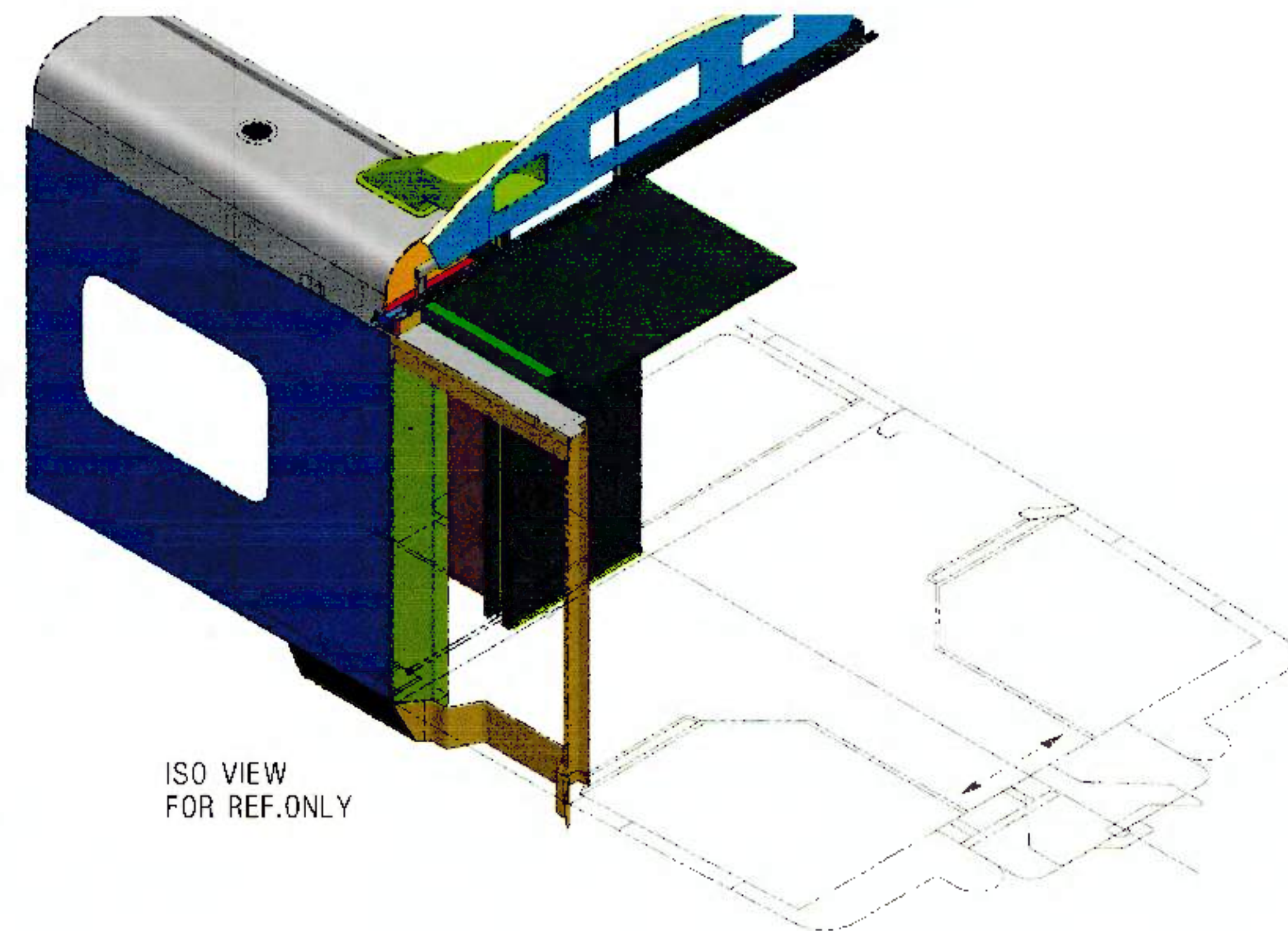
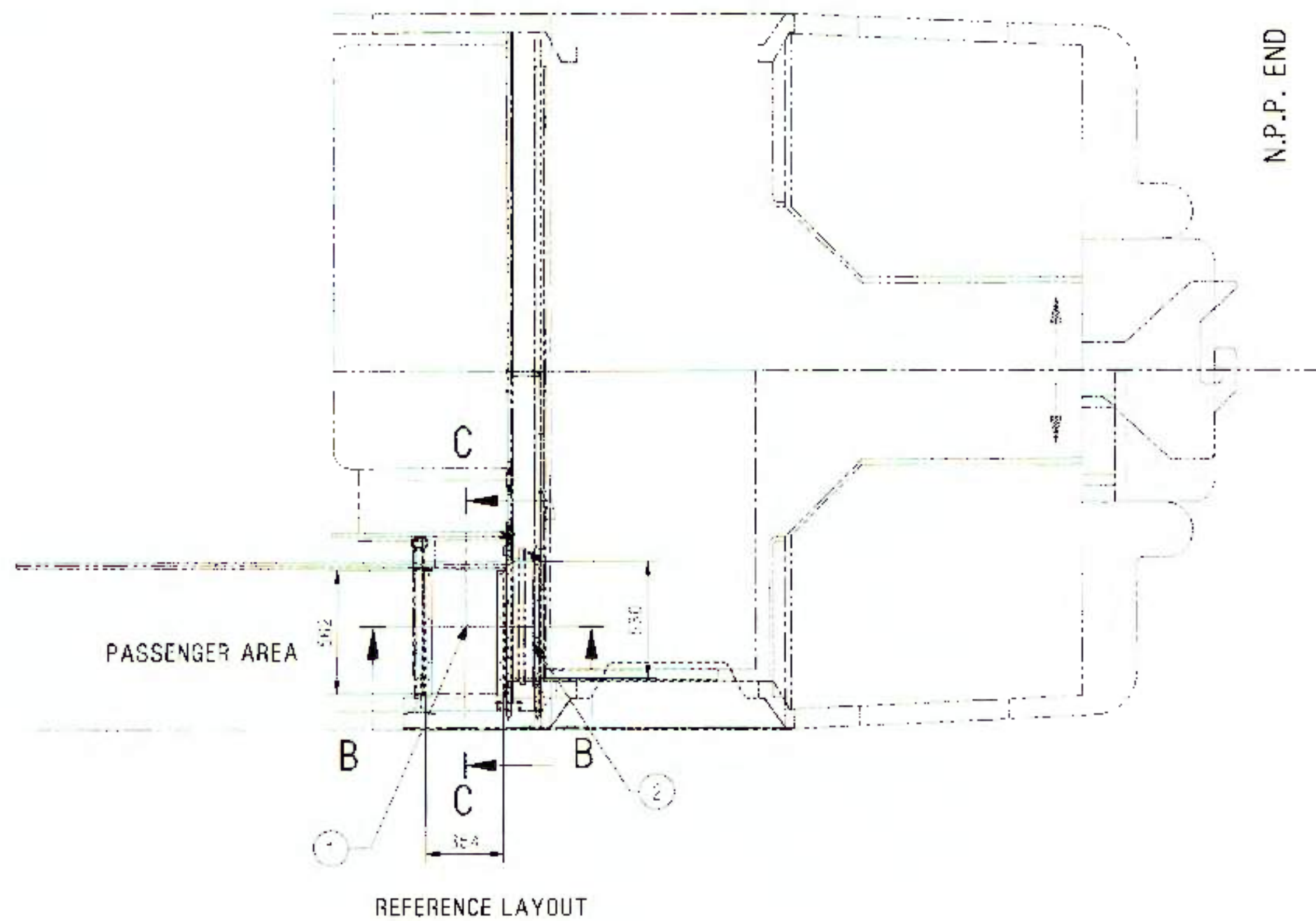
SECTION B-B

ENTERED
INTO
DATA BASE
11 MAR 2026

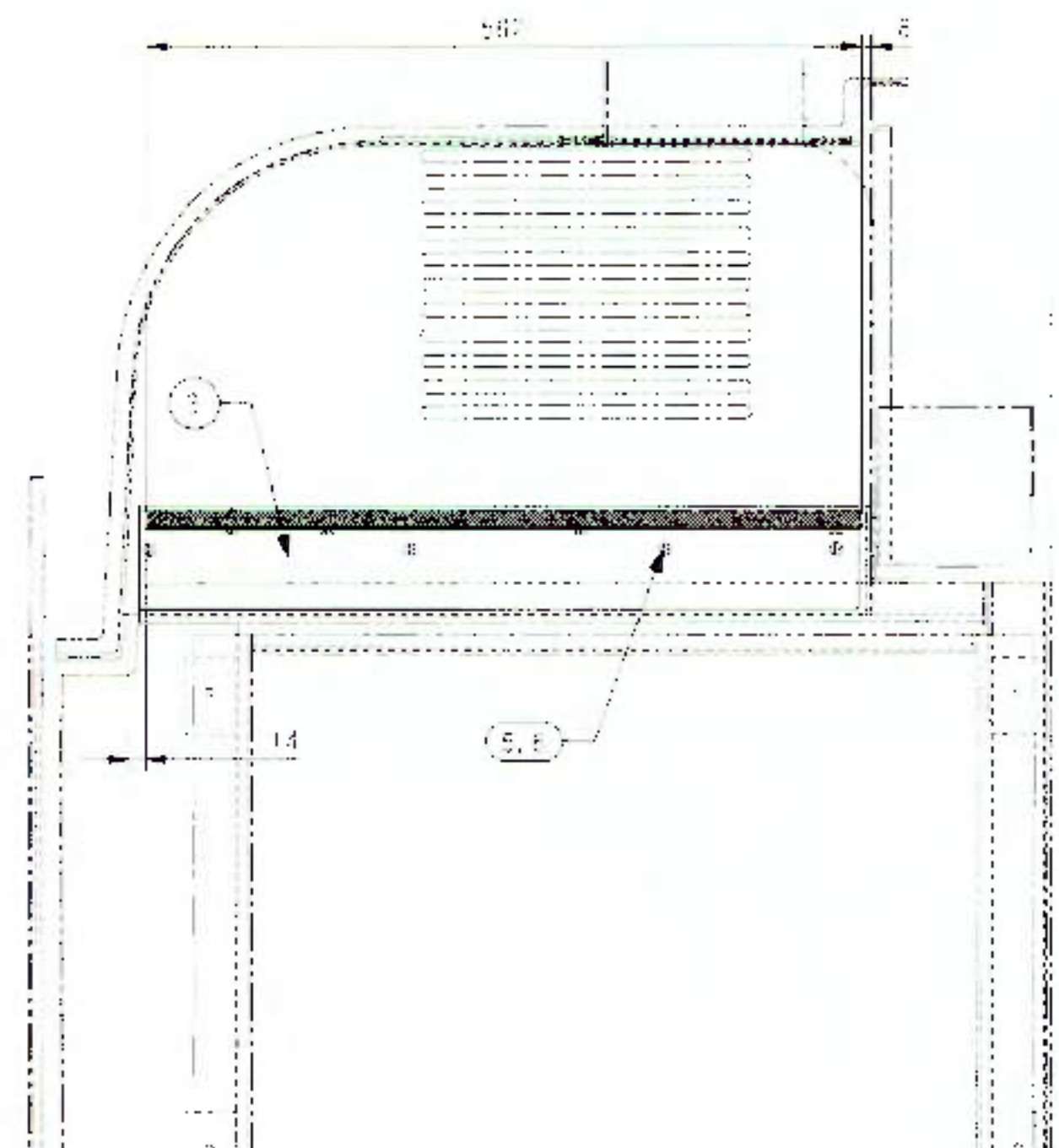
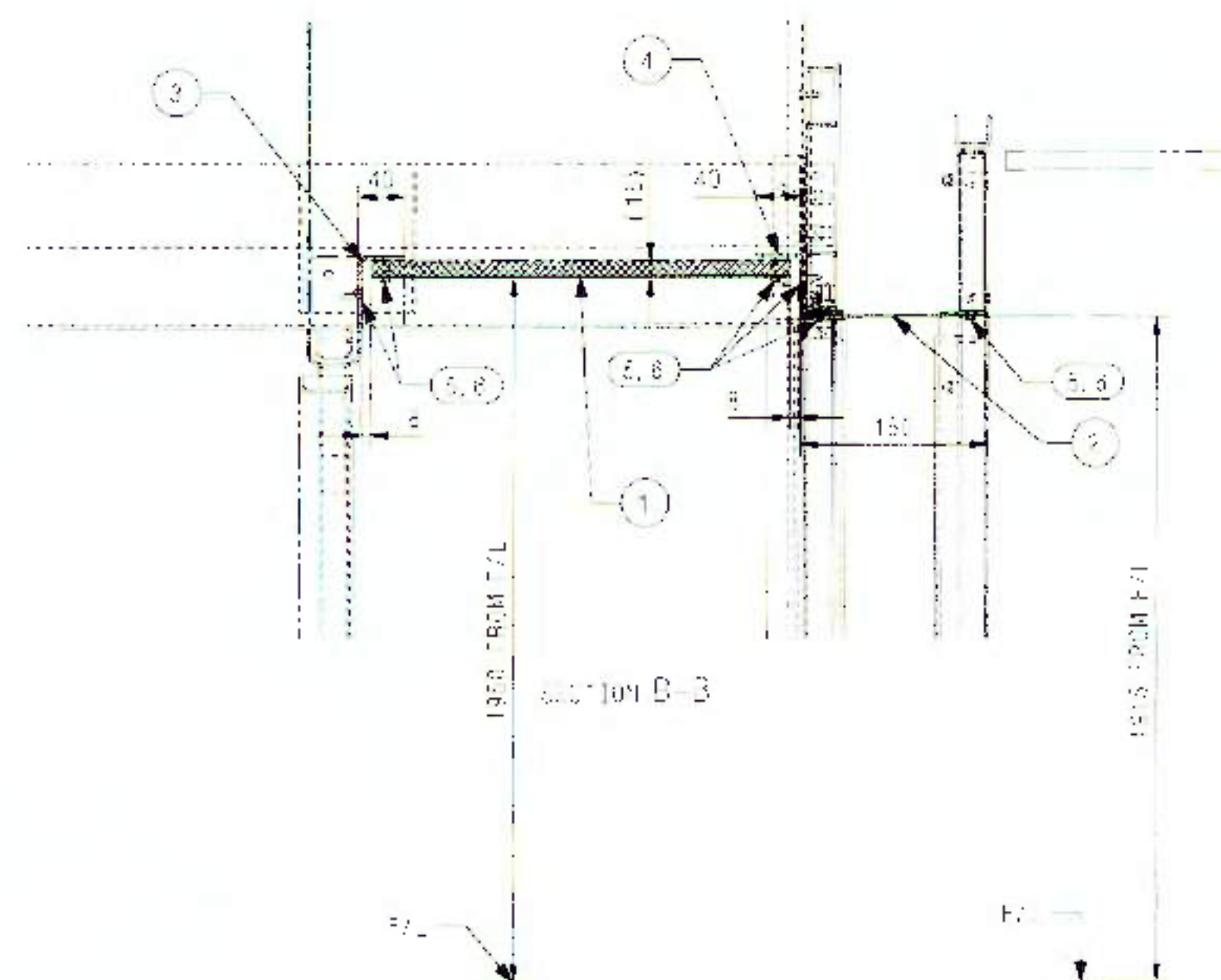
ITEM	DESCRIPTION & DIMENSIONS	QTY	UNIT	STD. REF. NO.	ITEM 3
1	PLAIN ANGLE 45x45	24	M	IS: 6000-1987	ITEM 3
2	COVER SHEET	1	EA	ALUMINUM	ITEM 3
3	STAINLESS STEEL FINISHED PAN	1	EA	IS: 6000-1987	ITEM 3
4	ANGLE WELDING 2.5X40X80	1	M	IS: 6000-1987	ITEM 3
5	ANGLE WELDING 2.5X40X80	1	M	IS: 6000-1987	ITEM 3
6	WELDING 2.5X40X80	1	M	IS: 6000-1987	ITEM 3
7	WELDING 2.5X40X80	1	M	IS: 6000-1987	ITEM 3
8	WELDING 2.5X40X80	1	M	IS: 6000-1987	ITEM 3
9	WELDING 2.5X40X80	1	M	IS: 6000-1987	ITEM 3
10	WELDING 2.5X40X80	1	M	IS: 6000-1987	ITEM 3
11	WELDING 2.5X40X80	1	M	IS: 6000-1987	ITEM 3
12	WELDING 2.5X40X80	1	M	IS: 6000-1987	ITEM 3
13	WELDING 2.5X40X80	1	M	IS: 6000-1987	ITEM 3
14	WELDING 2.5X40X80	1	M	IS: 6000-1987	ITEM 3
15	WELDING 2.5X40X80	1	M	IS: 6000-1987	ITEM 3
16	WELDING 2.5X40X80	1	M	IS: 6000-1987	ITEM 3
17	WELDING 2.5X40X80	1	M	IS: 6000-1987	ITEM 3
18	WELDING 2.5X40X80	1	M	IS: 6000-1987	ITEM 3
19	WELDING 2.5X40X80	1	M	IS: 6000-1987	ITEM 3

NOTE:-
1. NECESSARY CUT IN PANEL AND WELDINGS SHALL BE PROVIDED TO SUIT AT SITE
2. SURFACING SHALL BE DONE AT SUITABLE RATE OF SAY 250-300 MM.

ALT. NO.	ALT. DATE	ZONE	ALTERATIONS	AUTHORITY
01	NIL	NIL	NIL	NIL



ISO VIEW
FOR REF. ONLY



SECTION C-C

NOTE:-

1. PHOTOGRAPH CUT IN PANEL AND WELDING SHALL BE PROVIDED TO SITE AT SITE.
2. WELDING SHALL BE DONE AT SLOPE PITCH OF 1:10 OR 1:20.

ANY MANUAL ALTERATION SHALL AUTOMATICALLY RENDER THIS DRAWING INVALID.

DETAIL CRGS STARTING WITH "LI" ARE INTERNAL REFERENCE LISTS ONLY AND ARE NOT FOR ISSUE.

FOR UNTOLERANCED DIMENSIONS REFER MCG0008

DATE OF FIRST ISSUE

05/03/2020

CGM BY

ITEM	DESCRIPTION & DIMENSIONS	QTY	UNIT	EST. NO.	ITEM NO.
1	PLAIN ANGLE 45x45	24	MM	1001-2000	1001-2000
2	PLAIN ANGLE 45x45	24	MM	1001-2000	1001-2000
3	PLAIN ANGLE 45x45	24	MM	1001-2000	1001-2000
4	PLAIN ANGLE 45x45	24	MM	1001-2000	1001-2000
5	PLAIN ANGLE 45x45	24	MM	1001-2000	1001-2000
6	PLAIN ANGLE 45x45	24	MM	1001-2000	1001-2000
7	PLAIN ANGLE 45x45	24	MM	1001-2000	1001-2000
8	PLAIN ANGLE 45x45	24	MM	1001-2000	1001-2000
9	PLAIN ANGLE 45x45	24	MM	1001-2000	1001-2000
10	PLAIN ANGLE 45x45	24	MM	1001-2000	1001-2000
11	PLAIN ANGLE 45x45	24	MM	1001-2000	1001-2000
12	PLAIN ANGLE 45x45	24	MM	1001-2000	1001-2000
13	PLAIN ANGLE 45x45	24	MM	1001-2000	1001-2000
14	PLAIN ANGLE 45x45	24	MM	1001-2000	1001-2000
15	PLAIN ANGLE 45x45	24	MM	1001-2000	1001-2000
16	PLAIN ANGLE 45x45	24	MM	1001-2000	1001-2000
17	PLAIN ANGLE 45x45	24	MM	1001-2000	1001-2000
18	PLAIN ANGLE 45x45	24	MM	1001-2000	1001-2000
19	PLAIN ANGLE 45x45	24	MM	1001-2000	1001-2000

ENTERED
INTO
DATA BASE

11 MAR 2020

FIXING ARRGT OF CORRIDOR

PANEL (NPP END)

RAIL COACH FACTORY, KAPURTHALA

रेलकोच फैक्टरी कपूरथला

IRS

PL NO.

NIL

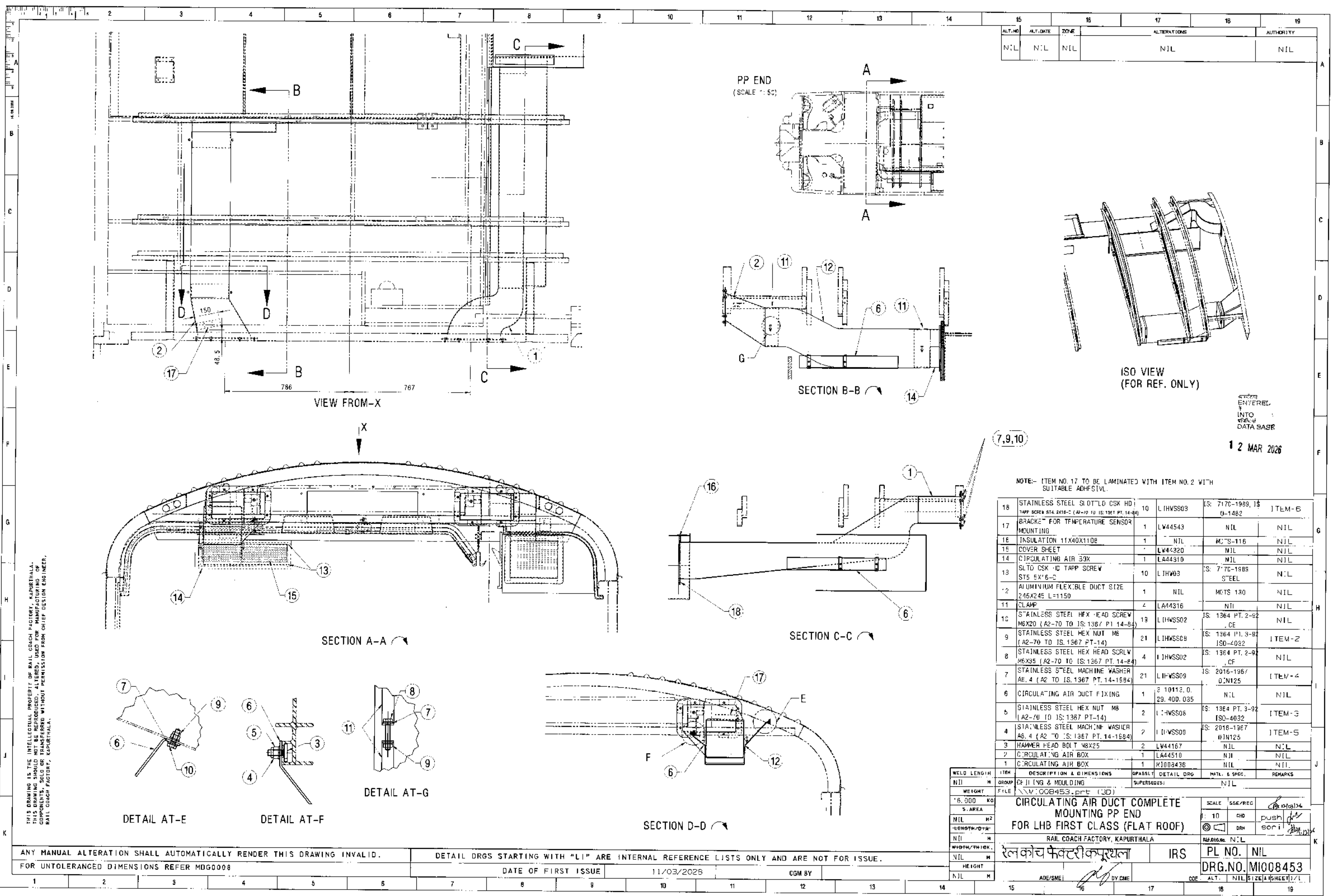
DRG.NO.

MI008448

ALT.

SIZE

SHEET



ALT. NO.	ALT. DATE	ZONE	ALTERATIONS	AUTHORITY
NIL	NIL	NIL	NIL	NIL

ITEM	DESCRIPTION & DIMENSIONS	QTY	DETAIL ORG	MATL. & SPEC.	REMARKS
18	STAINLESS STEEL SLIT'D CSK HD TAPP SCREW S14 2X18-C (A2-70 TO IS:1367 PT. 14-84)	10	LHWSS03	IS: 7170-1989, IS: 0-1482	ITEM-6
17	BRACKET FOR TEMPERATURE SENSOR MOUNTING	1	LW44543	NIL	NIL
16	INSULATION 11X40X1108	1	NIL	M.T.S-116	NIL
15	COVER SHEET	1	LW44320	NIL	NIL
14	CIRCULATING AIR BOX	1	L444310	NIL	NIL
13	SLIT'D CSK HD TAPP SCREW S15 5X16-C	10	LHW03	IS: 7170-1989, IS: 0-1482	NIL
12	ALUMINIUM FLEXIBLE DUCT SIZE 215X245 L=1150	1	NIL	M.T.S 130	NIL
11	CLAMP	4	L444316	NIL	NIL
10	STAINLESS STEEL HEX HEAD SCREW M6X20 (A2-70 TO IS:1367 PT. 14-84)	13	LHWSS02	IS: 1364 PT. 2-92, IS: 1364 PT. 3-92	NIL
9	STAINLESS STEEL HEX NUT M6 (A2-70 TO IS:1367 PT. 14-84)	21	LHWSS08	IS: 1364 PT. 3-92, IS: 1364 PT. 2-92	ITEM-2
8	STAINLESS STEEL HEX HEAD SCREW M6X35 (A2-70 TO IS:1367 PT. 14-84)	4	LHWSS02	IS: 1364 PT. 2-92, IS: 1364 PT. 3-92	NIL
7	STAINLESS STEEL MACHINE WASHER A6.4 (A2 TO IS:1367 PT. 14-1984)	21	LHWSS09	IS: 2016-1987, IS: 0-N125	ITEM-4
6	CIRCULATING AIR DUCT FIXING	1	10112.0, 29.400.035	NIL	NIL
5	STAINLESS STEEL HEX NUT M8 (A2-70 TO IS:1367 PT. 14-84)	2	LHWSS08	IS: 1364 PT. 3-92, IS: 1364 PT. 2-92	ITEM-3
4	STAINLESS STEEL MACHINE WASHER A6.4 (A2 TO IS:1367 PT. 14-1984)	2	LHWSS09	IS: 2016-1987, IS: 0-N125	ITEM-5
3	HAMMER HEAD BOLT M8X25	2	LW44167	NIL	NIL
2	CIRCULATING AIR BOX	1	L444510	NIL	NIL
1	CIRCULATING AIR BOX	1	M1008436	NIL	NIL

WELD LENGTH	ITEM	DESCRIPTION & DIMENSIONS	QTY	DETAIL ORG	MATL. & SPEC.	REMARKS
NIL	GROUP	CF II [VG & MOULDING]		SUPERSEDES:	NIL	
WEIGHT	FILE	WV:008453.prt (3D)				
6.000	KG					
S. AREA						
NIL	M ²					
LENGTH	M					
NIL	M					
WIDTH/THICK.	M					
NIL	M					
HEIGHT	M					
NIL	M					

SCALE	SSE/REC	SCALE	SSE/REC
1:10	CHD	1:10	CHD
DRN	push	DRN	push
DRN	scri	DRN	scri

RAIL COACH FACTORY, KAPURTHALA	PL NO.	NIL
रेल कोच फैक्टरी कपूरथला	PL NO.	NIL
IRS	DRG.NO.	M1008453

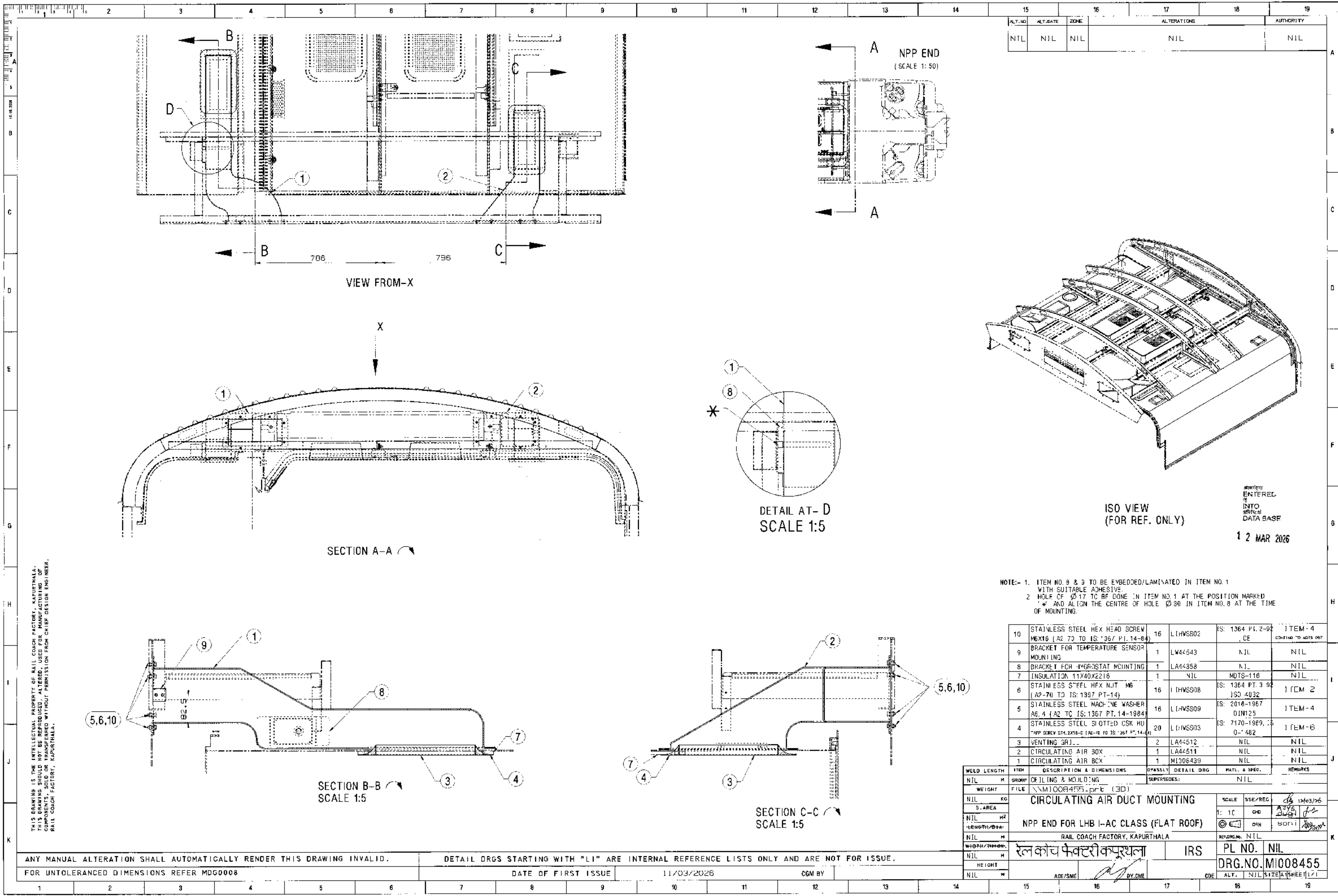
THIS DRAWING IS THE INTELLECTUAL PROPERTY OF RAIL COACH FACTORY, KAPURTHALA. THIS DRAWING SHOULD NOT BE REPRODUCED, ALTERED, USED FOR MANUFACTURING OF COMPONENTS, SOLD OR TRANSFERRED WITHOUT PERMISSION FROM CHIEF DESIGN ENGINEER, RAIL COACH FACTORY, KAPURTHALA.

ANY MANUAL ALTERATION SHALL AUTOMATICALLY RENDER THIS DRAWING INVALID.
FOR UNTOLERANCED DIMENSIONS REFER MDG0008

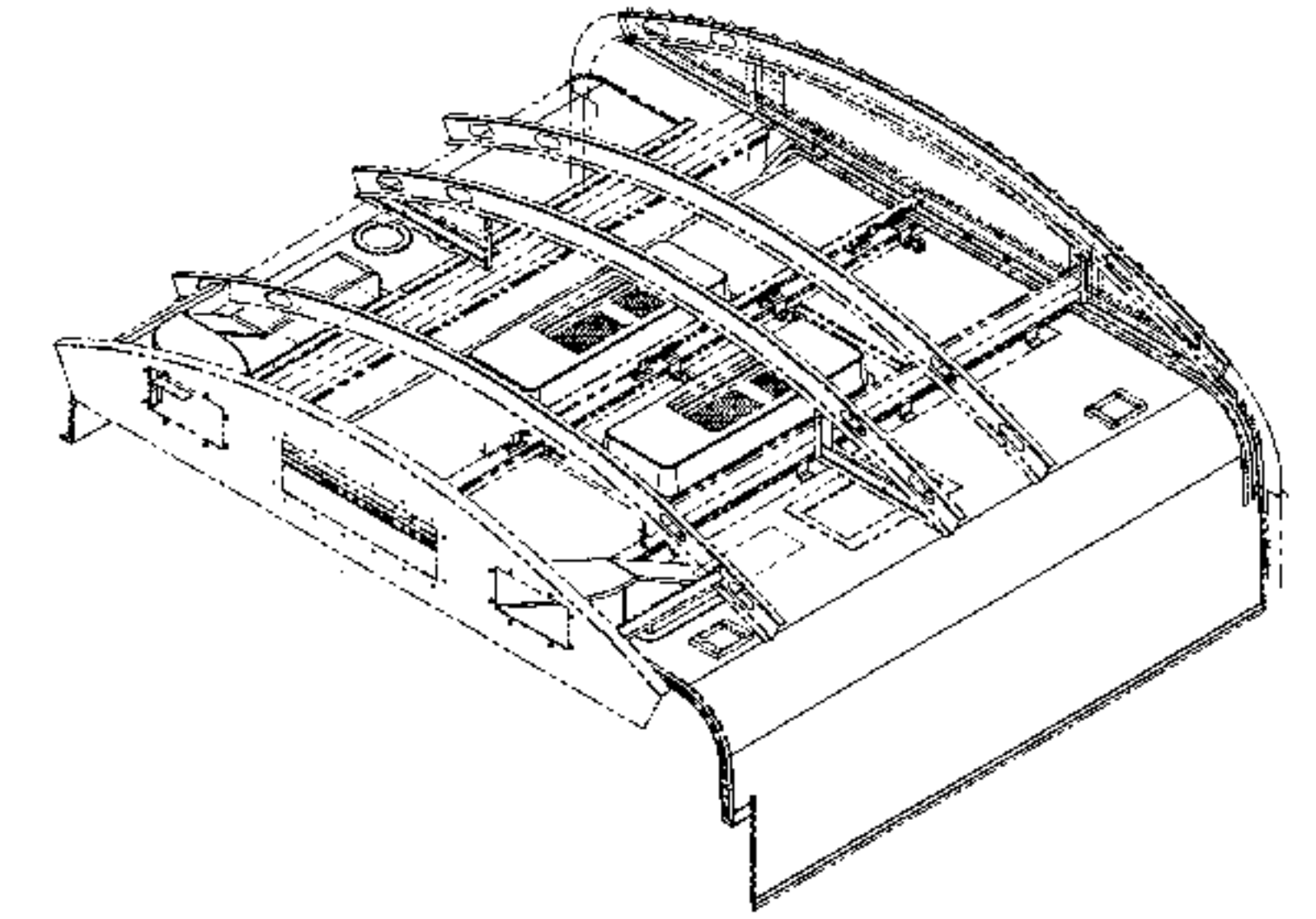
DETAIL DRGS STARTING WITH "LI" ARE INTERNAL REFERENCE LISTS ONLY AND ARE NOT FOR ISSUE.

DATE OF FIRST ISSUE: 11/03/2025

CGM BY: [Signature]



ALT. NO.	ALT. DATE	ZONE	ALTERATIONS	AUTHORITY
NTL	NIL	NIL	NIL	NIL



ISO VIEW
(FOR REF. ONLY)

ENTERED
INTO
DATA BASE
12 MAR 2026

NOTE:- 1. ITEM NO. 8 & 9 TO BE EMBEDDED/LAMINATED IN ITEM NO. 1
WITH SUITABLE ADHESIVE.
2. HOLE OF Ø 17 TO BE DONE IN ITEM NO. 1 AT THE POSITION MARKED
* AND ALIGN THE CENTRE OF HOLE Ø 30 IN ITEM NO. 8 AT THE TIME
OF MOUNTING.

ITEM	DESCRIPTION & DIMENSIONS	QTY	DETAIL DRG	MATL. & SPEC.	REMARKS
10	STAINLESS STEEL HEX HEAD SCREW M6X16 (A2 TO IS: 1367 PT. 14-84)	16	L(HWS002	IS: 1364 PT. 2-92 CE	ITEM-4
9	BRACKET FOR TEMPERATURE SENSOR MOUNTING	1	LA44543	NIL	NIL
8	BRACKET FOR THERMOSTAT MOUNTING	1	LA44558	NIL	NIL
7	INSULATION 11X40X2216	1	NIL	MOTS-116	NIL
6	STAINLESS STEEL HEX NUT M6 (A2-70 TO IS: 1397 PT-14)	16	L(HWS008	IS: 1364 PT. 3 92 ISO 4032	ITEM-2
5	STAINLESS STEEL MACHINE WASHER A6.4 (A2 TO IS: 1367 PT. 14-1984)	16	L(HWS009	IS: 2016-1967 DIM125	ITEM-4
4	STAINLESS STEEL SLOTTED CSK HD TAPP SCREW S14.2X16-C (A2-70 TO IS: 1367 PT. 14-84)	20	L(HWS003	IS: 7170-1989, IS 0-482	ITEM-6
3	VENTING GRILL	2	LA44512	NIL	NIL
2	CIRCULATING AIR BOX	1	LA44511	NIL	NIL
1	CIRCULATING AIR BOX	1	M1008439	NIL	NIL

WELD LENGTH	ITEM	DESCRIPTION & DIMENSIONS	QTY	DETAIL DRG	MATL. & SPEC.	REMARKS			
NIL	M	GROUP	CEILING & MOUNTING	SUPERSEDES:	NIL				
WEIGHT	FILE	\\M1008455.prt (3D)							
NIL	KG	CIRCULATING AIR DUCT MOUNTING				SCALE: 1:10 12/03/96			
S. AREA	NPP END FOR LHB I-AC CLASS (FLAT ROOF)					1: 1C	QDN	ADG	12/03/96
NIL						M2	QDN	ADG	12/03/96
LENGTH/DIA	NIL	M	RAIL COACH FACTORY, KAPURTHALA			REF. DRG.	NIL	SOP	12/03/96
WIDTH/TIMING	रेल कोच फैक्टरी कपूरथला				IRS	PL NO. NIL			
NIL	M					DRG.NO. M1008455			
HEIGHT									
NIL	M	ADD/SME	BY/DME	CDE	ALT.	NIL	SIZE	11/12	

THIS DRAWING IS THE INTELLECTUAL PROPERTY OF RAIL COACH FACTORY, KAPURTHALA. IT IS TO BE USED FOR MANUFACTURING OF COMPONENTS AND FOR ASSEMBLY ONLY WITHOUT PERMISSION FROM CHIEF DESIGN ENGINEER, RAIL COACH FACTORY, KAPURTHALA.

ANY MANUAL ALTERATION SHALL AUTOMATICALLY RENDER THIS DRAWING INVALID.
FOR UNTOLERANCED DIMENSIONS REFER MDG0008
DETAIL DRGS STARTING WITH "LI" ARE INTERNAL REFERENCE LISTS ONLY AND ARE NOT FOR ISSUE.
DATE OF FIRST ISSUE: 11/03/2026
CGM BY: