



**IN THE COURT OF THE STATE COMMISSIONER  
FOR THE SPECIALLY-ABLED PERSONS**

u/s 80 & 82 of the Rights of Persons with Disabilities Act, 2016

Memo No.- SCPD/RAJ/SJE/2024/19158-161

Date :- 12-11-2024

To,

1. The General Manager,  
North Western Railway,  
Jaipur, Rajasthan.



Respondent-1,....

2. The Chief Engineer (Construction )  
North Western Railway,  
Jaipur, Rajasthan.

Respondent-2,....

Subj- "That I have visited The Jaipur Junction Railway Station, Jaipur,  
Rajasthan on 28-10-2024 During this visit, came across many  
short-comings in facilities for specially abled persons"

Sir,


राजस्थान सरकार

1. Take note of the provisions of "THE RIGHTS OF PERSONS WITH DISABILITIES ACT, 2016" hereinafter referred as "Act". The abovementioned Act was enacted with the object to give effect to the United Nations Convention on the Rights of Persons with Disabilities and for matters connected therewith or incidental thereto and the Convention lays down various principles for The Empowerment of Persons with Disabilities.
2. That I have visited The Jaipur Junction Railway Station, Jaipur, Rajasthan on 28-10-2024 During this visit, came across many short-comings

उत्तर पश्चिम रेलवे प्रधान कार्यालय महाप्रबंधक ई-मेल पर प्राप्त आक

द्वारा भेजने की

**RAMP**



Signature Not Verified

Digitally signed by JAGDISH PRASAD MEEHA

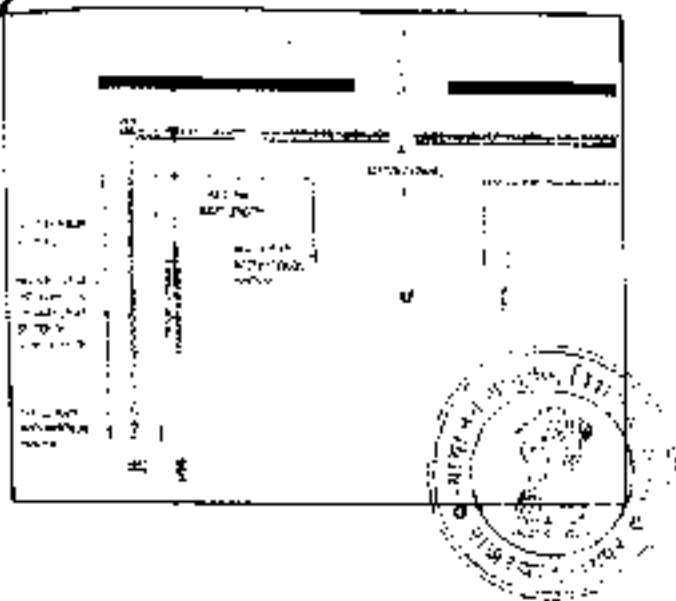
Date: 2024.12.02

Reason: IREPS-CRIS

Location: New Delhi

Page 1 of 12

Office: 01415222503 | 2222937 | Email: commissioner.scpd@rajasthan.gov.in | Website: dsap.rajasthan.gov.in



1. Ramp is provided at multiple locations but need to be in 1:12 gradient



a. Handrail bar is not provided, should be provided at 750 mm and 900mm both

b. Tactile tile not provided – should be provided for visually impaired persons before starting and ending of ramp of 300 x 300 mm

c. Signages – signages showing ramp directions while climbing up and down in multilingual languages Hindi, English and braille

d. Braille indicators – indicators should be attached to handrail showing the start, mid and end points of the ramp

e. Ramp is available to shift passenger from platform to train, make sure of its availability at every platform



WARNING TACTILE TILE



GUIDING TACTILE TILE

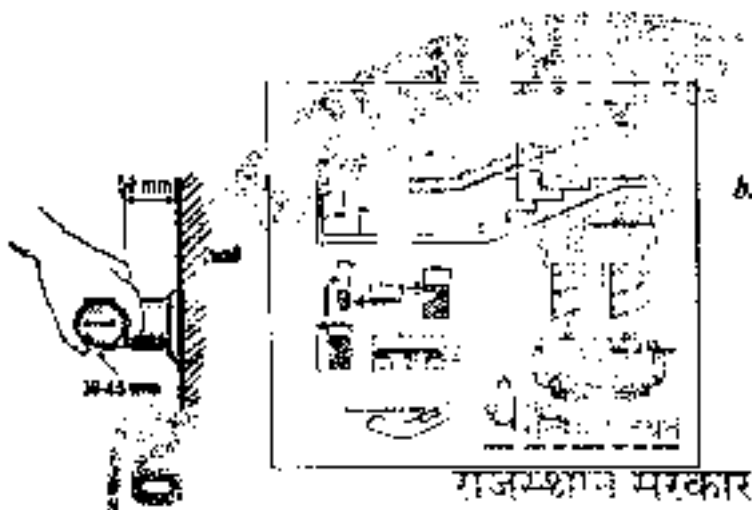
1. Tactile should of 300mm x 300mm should flow from designated parking to the porch connecting to ramps and stairs.
2. Tactile path is present at some points at railway stations, need to be done throughout all the area.
3. Tactile path should be connected to all kinds of rooms and facilities till the end of the platforms.

Signature Not Verified

Digitally signed by  
JAGDISH PRASAD  
MEENA  
Date: 2024.12.02  
10:46:59 IST  
Reason: IREPS-CRIS  
Location: New Delhi

**STAIRS****STAIRS:-**

1. Handrail bar not provided – handrail bar should be provided at 750 mm and 900 mm both
- a. Tactile tile not provided – should be provided for visually impaired persons before starting and ending of ramp of 300 x 300 mm
- b. Staircase strip should be provided at edges of staircase for benefit of low vision and senior citizen.

**SIGNAGE****SIGNAGE:-**

Accessible signage's are not provided at Railway Stations

- A. Signage's such as braille signage indicating English, Hindi, braille and pictograph, should be non-glossy should be installed at a height of 1100 mm from floor level indicating facilities, designation
- B. Signage's such as tactile map/floor plan should indicate detailed layout of building floor English, Hindi




,braille and pictograph should be non-glossy should be installed at a height of 1100 mm from floor level with yellow line indicating tactile path


- C. Signage's provided in stainless steel frame is not fit for visually impaired persons
- D. Evacuation plan not available –evacuation staircase is available but photoluminescent evacuation plan is not available at the staircase, plan should indicate exit route with knowledge of alarm system and fire extinguishers and shall be installed at the height of 1100 mm from floor level

**Conclusion – signage should be provided for all public access place at Jaipur Junction Railway, Jaipur, Rajasthan.**

#### ADA BRAILLE SIGNAGE

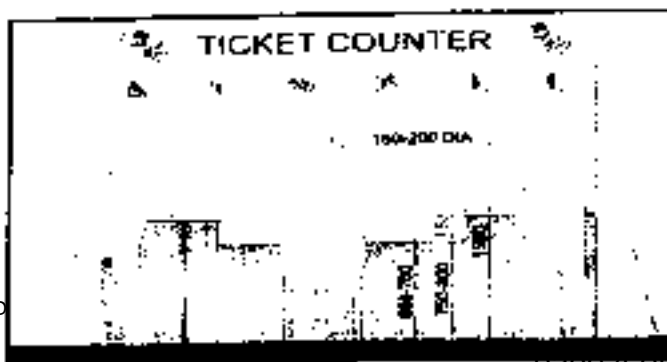


Tactile map /floor plan



PHOTOLUMINESCENT EVACUATION PLAN

### TICKET COUNTER




Accessible reception is available, but partially accessible.

1. Provision of low height ticket and enquiry counters

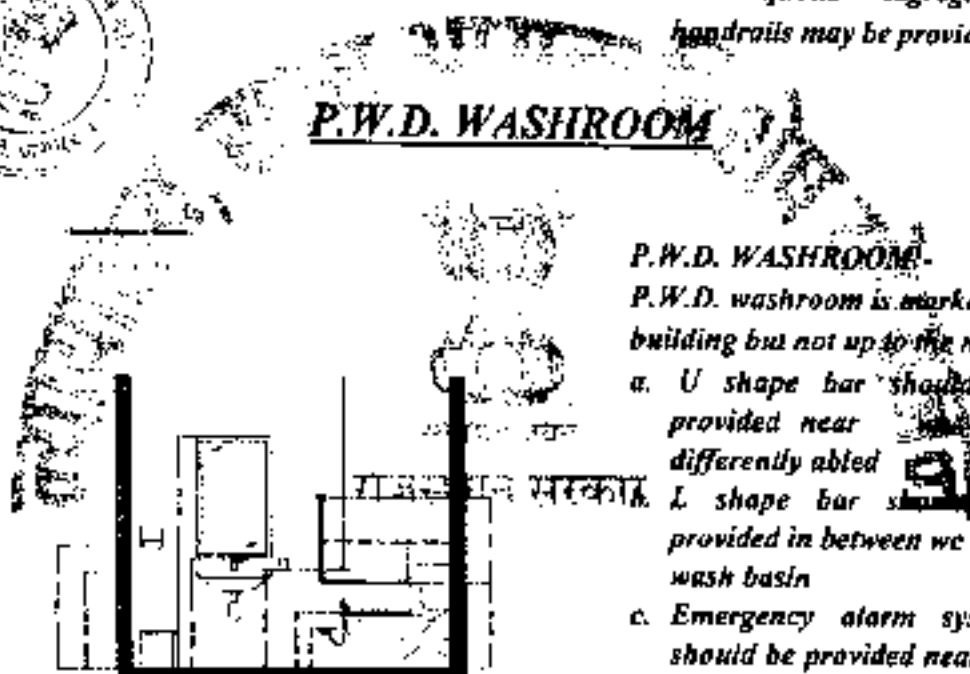
Signature Not Verified

Digitally signed by  
JAGDISH PRASAD  
MEENA  
Date: 2024.12.02  
10:46:59 IST  
Reason: IREPS-CRIS  
Location: New Delhi




*duly marked as being Divyang friendly with accessibility signage should be available at NSG-1 to 3 category stations and SG-1 category stations. For other category stations, Zonal Railway may decide provision of a low height ticket counter based on the feasibility and requirement. (see Section V of Part B)*

2. Priority shall be given to Divyangjans in queues at the ticket booking office. The queue segregating handrails may be provided.



## ACCESSIBLE DRINKING WATER

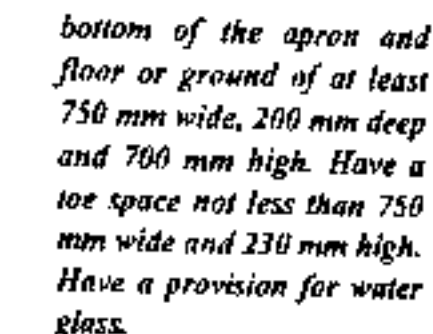


**ACCESSIBLE DRINKING WATER:-**

*Proper drinking water facility  
is not provided*

- J. Drinking water coolers or taps should: Have a clear floor space of at least 900 mm x 1200 mm, have a clear knee space between the*

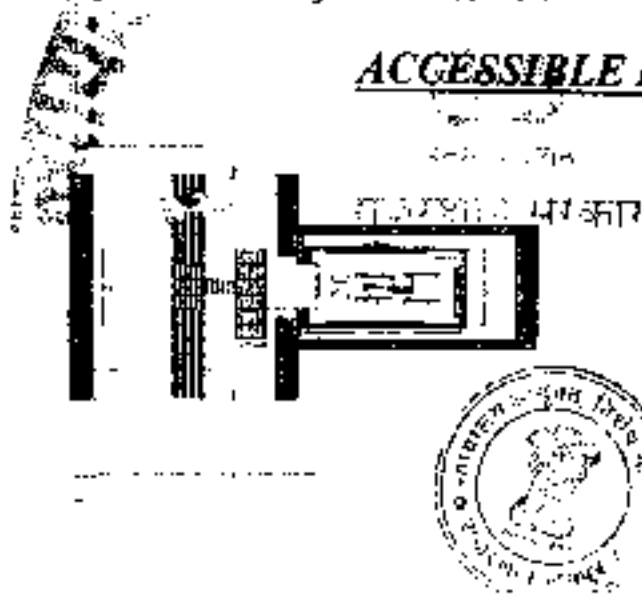




2. Accessible drinking water fountains for wheelchair users may be placed at a height of 750 mm with above features. Refer Fig: 4.21
3. The drinking water counter may be projected upto 480mm from the edge of the wall surface.

4. Freestanding or built-in drinking water coolers or taps not having a knee space should have a clear floor space of at least 1200 mm wide x 900 mm in front of the unit.
5. All wall-mounted drinking water provision in an alcove is preferred, because it does not create a hazard for persons with visual impairments.
6. Tap should not be of lever nature.

### ACCESSIBLE LIFT



**ACCESSIBLE LITERATURE**

*Lift is provided but not accessible*

- The minimum size of the lift should be 1900 mm x 1900 mm for all new establishments, where the space is not available, the lift size shall be a minimum of 1500 mm x 1500 mm

- The lift door should have a clear opening of not less than 900 mm.
- Grab bars to be placed at a height of 800 mm to 900 mm from the floor level. Be fixed on both sides and at the rear of the lift.
- Where lifts are provided in a building they shall be accessible to and usable by Persons with Disabilities at all levels used by the general public or staff. Elevators should be marked with the symbol of accessibility and directional signs be provided to the lifts. Eg braille signage.

## SHUTTLE SERVICE

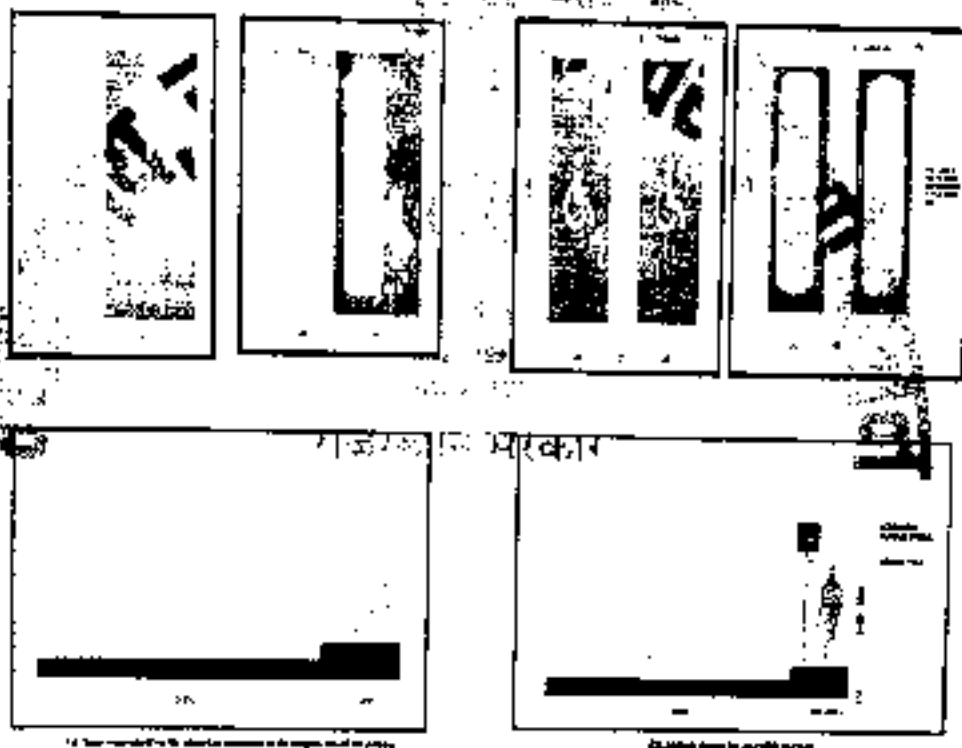
- Shuttle service should be provided for differently abled for last mile connectivity
- For shuttle service a designated space should be earmarked with proper signage shown shuttle service for PWD persons

### SUBWAYS

- Pwd washrooms should be made available
- Reserved seats for differently abled / senior citizen should be in accessible format i.e braille, English and Hindi
- Glow in dark tape should be provided showing exit route in case of emergency
- IFT XIFT Evacuation plan can places inside showing reserved place, entry and exit

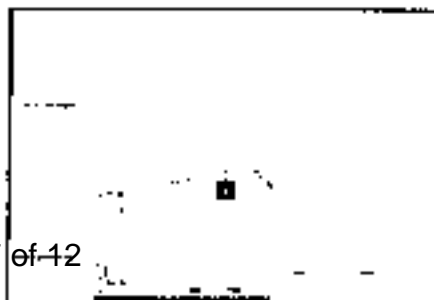
### PARKING

#### Not Provided as under:-



- Reserved parking for pwd persons four wheelers as well as two wheeler
- Board showing reserved parking for differently-abled
- Tactile path should be connected from parking to the entrance

### PLATFORM ZONING & DESIGN





#### Not Provided as under:-



Signature Not  
Verified

Digitally signed by  
JAGDISH PRASAD  
MEENA  
Date: 2024.12.02  
10:46:59 IST  
Reason: IRE PS-CRIS  
Location: New Delhi



1. Platform design is critical to accessibility and safety of all passengers. It is therefore recommended to create and develop an unobstructed zone as part of every platform.
2. All the new platforms being raised to High level or during resurfacing of platform, the guiding tactile path will be ensured. The platform edges may be painted with colour strip in high contrast to the floor colour so as to ensure safety for persons with low vision and others while boarding the train or otherwise. Colouring should be such to avoid illusion to deliver and also shall not result in false signal sighting.

3. Platforms should be well illuminated with atleast 100 lux levels in case of covered area and atleast 30 lux in case of open area for better visibility, high contrast and legibility. (NSG1-4 & SGR-2 category stations).

4. All structural elements like columns or coach position indicator poles, etc. shall be painted in contrasting colour scheme from the bottom to 900 mm above to allow adequate visual contrast for persons with low vision/colour blindness.


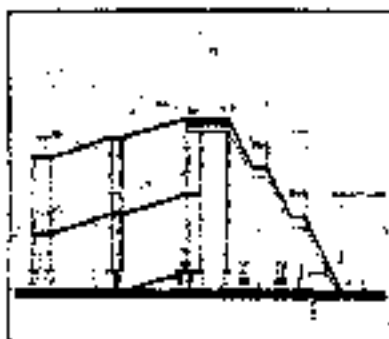
5. Platform numbers and other signage for platform amenities shall be designed and placed/hung prominently in a uniform manner.

6. Protruding objects, if any on the platform shall ensure a minimum head clearance of 2000 mm from finished floor level which will ensure an uninterrupted path especially with people with low vision/Blindness.



### FOOT OVER BRIDGE

Not Provided as under:-



Signature Not  
Verified

Digitally signed by  
JAGDISH PRASAD  
MEENA  
Date: 2024.12.02  
10:46:59 IST  
Reason: IREPS-CRIS  
Location: New Delhi






1. FOBs with both stairs and Ramp facility should be provided to make them accessible for senior citizens and persons with physical disabilities (PwDs) as well as ease of self carrying trolley bag
2. FOB should be preferably 20 feet wide at NSG 1 to 3 and SG-1 category stations wherever feasible. For other category of stations, Zonal Railways may decide upon the width of FOB based on the feasibility and requirement. Handrails shall be provided as per design.
3. Tactile guiding and warning blocks may be provided which shall lead to the edge of staircases, lifts or escalators. (NSG 1 to 2 category stations).
4. Stations where there is more than one platform without any FOB/ Subway connecting them, a pathway for passengers may be provided connecting the ends of the platforms. The pathway should have a minimum width of 2 meter and notices / signages should be prominently displayed near such crossings. (As per para 417 of IRWM).
5. Footover bridges shall clearly indicate through signage the direction towards the various platforms and also towards the exit side of the station with proper pictograms and adequate colour contrast. (see Section X of Part B)

### Accessibility Check List (Short coming) as under:-

#### STANDARD DRAWING

#### 1. WEB PAGE













##### (A) ACCESSIBILITY ASSISTANCE

	Is Wheelchair available?	No	Available at Help Booth/ Enquiry booth
	Can Wheelchair be booked online?	No	Accompanied by Porter Link to be inserted
	Battery Operated Car	No	Phone No. of Battery-operated Car operator (If Available)
	Human Assistance	No	Phone No. (If Available)
	Booking of Human Assistance	No	Link to be inserted
	Pw D (Dis-yaugyan) Sahayak		Phone No.

##### (B) ACCESSIBLE AMENITIES

Signature Not Verified

Digitally signed by  
JAGDISH PRASAD  
MEENA  
Date: 2024.12.02  
10:46:59 IST  
Reason: IREPS-CRIS  
Location: New Delhi

	Dedicated Parking for Divyangjan	No	No. of Parking's Location's
	Divyang Friendly Toilets	No	Location(s)
	Divyang Friendly Water Bowlls	No	Location(s)
	Ramp at Main Entry	No	Location(s)
	Ramp at Second Side Entry	No	Second side entry available/not available
	Ramp at any other location	No	Locations to be specified (Location-1) ..... (Location-2) .....
	Ramp or Foot Over Bridges for water platform transfer	No	At platform
	Availability of accessible lift/Elevator	No	At platform
	Availability of Help Bench Enquiry	No	Location of Help Bench indicated
	Availability of Audio Visual Braille map	No	Location to be indicated
	Availability of Braille Signage	No	Location to be indicated
	Any other accessibility features	No	Specify the features: (i) ..... (ii) .....

(Copy Sent By Mail).....

3. During inspection, the officials present informed that newly railway station is being constructed at Jaipur Junction Railway, Jaipur, Rajasthan. The construction work of which is said to be completed in 2026. In this context, submit a report in the court regarding what provisions have been made for the accessibility of the divyangjan at the railway station.

4. The Respondents should submit the answer to the question, what works were done at Jaipur Junction Railway, Jaipur, Rajasthan in the last years for the benefit of accessible travel for the divyangjan but what is the reason why they were not done properly as per the guidelines issued? .
5. It is very strange that The Specially Abled Persons are also being given similar treatment to that of other persons during the journey. The fact that a physically accessible environment should be made available was directly ignored, hence it is directed to submit the approved map and report of the budget allocated for the divyangjan for, during and after the construction of the Jaipur Junction Railway, Jaipur, Rajasthan.
6. Specially trained staff for the assistance of The Specially Abled Persons That therefore being acquainted with the fact of violation of the provisions of the Act and in the Interest of Justice, I am satisfied and deem it appropriate to take Suo Moto action in the matter by invoking the powers available to me under section 80 Read with section 82 of The Rights of Persons with Disabilities Act, 2016 and pass the following order:-

- i. That the office shall cause to be registered and shall forward a copy of these directions to the following departments/offices:-

- (a) The Chairman, Railway Board & Chief Executive Officer (CEO), Ministry of Railway, New Delhi.
- (b) The Additional Chief Secretary, Department of Empowerment of Persons with Disabilities, Rajasthan, Jaipur.

for information.

- ii. It directed that the Respondent Authorities shall ensure that the information regarding the shortcoming in the facilities be gathered after conducting proper examination be submitted before this court.
- iii. The authorities are directed to initiate proper enquiry to find out the deficiencies with regard to the violation of the provisions of the Act of 2016 as mentioned in this order and after ascertaining the deficiencies in the implementation of the provisions of this Act, ensure proper actions and corrective measures to be taken within a period of 30 Days thereafter.
- iv. It is additionally to be intimated that the Government of India reimburses 100% cost of converting the existing building/infrastructure to make it accessible for the persons with disabilities under the Accessible India Campaign (AIC) through the appropriate department designated for this purpose and hence the modification/structural changes can be effected with



Signature Not Verified

Digitally signed by  
JAGDISH PRASAD  
MEENA  
Date: 2024.12.02  
10:46:59 IST  
Reason: IREPS-CRIS  
Location: New Delhi

prior approval of the appropriate department (B&R) so as to meet out the expenses.

- v. The necessary changes/modifications as required to be carried out must be in accordance with the "Harmonized Guidelines for Standards of Accessibility and Provision of Facilities for Persons with Disabilities (Divyangjan)" issued by The Ministry of Railways as "Accessibility Guidelines for Jaipur Junction Railway, Jaipur, Rajasthan " under "Accessible India Campaign". The copy of which is enclosed (Sent by Mail) for ready reference.
- vi. The Compliance of the above directions shall be ensured within 30 days after receipt of a copy of this order and a report in that regard shall be sent to this office within a further period of 15 days.



*Uma Shanker Sharma*  
(Uma Shanker Sharma)

(Uma Shanker Sharma)  
State Commissioner  
Commissionerate Special and Person  
Government of Rajasthan

प्राप्त

राजस्थान सरकार

Signature Not  
Verified

Digitally signed by  
JAGDISH PRASAD  
MEENA  
Date: 2024.12.02  
10:46:59 IST  
Reason: IREPS-CRIS  
Location: New Delhi

Signature Not

Verified 21/01/2025/O/o Sr. DMM/G/JP/NWR

Digitally signed by

GAYATRI B CHALLA

Date: 2022.12.01

14:59:06 IST

Reason: IREPS

Document

Location: TREPS-CRIS

Page 1 of 78

Effective from 20.05.2021

RDSO/SPN/TC/65/2021

Version 6.0



# RDSO SPECIFICATION OF IP BASED VIDEO SURVEILLANCE SYSTEM

SPECIFICATION NO. RDSO/SPN/TC/65/2021

Version 6.0

Number of Pages: 78

**TELECOM DIRECTORATE  
RESEARCH DESIGNS & STANDARDS ORGANISATION  
LUCKNOW-226011**

Signature Not

Verified

Digitally signed by

JAGDISH PRASAD

MEENA

Date: 2024.12.02

11:06:43 IST

Reason: IREPS-CRIS

Location: New Delhi

Page 2 of 78	Effective from 20.05.2021	RDSO/SPN/TC/65/2021	Version 6.0
--------------	---------------------------	---------------------	-------------

## DOCUMENT DATA SHEET

Title of Document

**RDSO Specification of IP Based Video Surveillance System**

Specification no.  <b>RDSO/SPN/TC/65/2021</b>	:	Version  <b>6.0</b>
Author  <b>Navneet Kumar Varma Director/Telecom-I/RDSO</b>	:	<b>NAVNEET KUMAR VARMA</b> Digitally signed by NAVNEET KUMAR VARMA Date: 2021.05.20 15:13:58 +05'30'
Approved by  <b>Dilip Kumar Singh Executive Director/Telecom-I/RDSO</b>	:	<b>DILIP KUMAR SINGH</b> Digitally signed by DILIP KUMAR SINGH Date: 2021.05.20 15:23:55 +05'30'
<p style="text-align: center;">Abstract</p> <p style="text-align: center;"><b>This document specifies technical specification of IP Based Video Surveillance System.</b></p>		

Signature Not  
Verified

Digitally signed by  
JAGDISH PRASAD  
MEENA  
Date: 2024.12.02  
11:06:43 IST  
Reason: IREPS-CRIS  
Location: New Delhi



Page 3 of 78	Effective from 20.05.2021	RDSO/SPN/TC/65/2021	Version 6.0
--------------	---------------------------	---------------------	-------------

**DOCUMENT CONTROL SHEET**

NAME	ORGANIZATION	FUNCTION	LEVEL
<b>Director/Telecom-I</b>	RDSO	Member	Prepare
<b>Executive Director/Telecom-I</b>	RDSO	-	Approve

**REVISIONS:**

Version	Chapter/ Annexure	Revision	Effective Month/Year
<b>RDSO/SPN/TC/65/2006</b>	-	FIRST ISSUE	December 2006
<b>RDSO/SPN/TC/65/2009</b>	All Pages	Revision 1.0	December 2009
<b>RDSO/SPN/TC/65/2013</b>	All Pages	Revision 2.0	August 2013
<b>RDSO/SPN/TC/65/2016</b>	All Pages	Revision 3.0	April 2016
<b>RDSO/SPN/TC/65/2016</b>	All Pages	Revision 4.0	December 2016
<b>RDSO/SPN/TC/65/2016</b>	Required/ Relative Pages	Amendment 1.0	November 2017
<b>RDSO/SPN/TC/65/2016</b>	Required/ Relative Pages	Amendment 2.0	December 2017
<b>RDSO/SPN/TC/65/2016</b>	Required/ Relative Pages	Amendment 3.0	March 2018
<b>RDSO/SPN/TC/65/2019</b>	All Pages	Revision 5.0	April 2019
<b>RDSO/SPN/TC/65/2021</b>	All Pages	Version 6.0	May 2021

Signature Not  
Verified

Digitally signed by  
JAGDISH PRASAD  
MEENA  
Date: 2024.12.02  
11:06:43 IST  
Reason: IREPS-CRIS  
Location: New Delhi

Page 4 of 78	Effective from 20.05.2021	RDSO/SPN/TC/65/2021	Version 6.0
--------------	---------------------------	---------------------	-------------

**TABLE OF CONTENTS**

S. No.	Items	Clause No.	Page No.
1.	Scope	1.0	7
2.	System Description	2.0	7
3.	General Requirements including Cyber Security	3.0	12
4.	Technical Requirements	4.0	15
5.	Full HD Fixed Box Type IP Colour Camera with Varifocal Lens and Housing & Mount	5.1 & 5.3	16 & 21
6.	4K UHD Fixed Box Type IP Colour Camera (Type A / Type B) with Varifocal Lens and Housing & Mount	5.2 & 5.3	18 & 21
7.	Full HD Bullet type IP Colour Camera	5.4	22
8.	4K UHD Bullet type IP Colour Camera (Type A / Type B)	5.5	25
9.	Full HD Fixed Dome Type IP Colour Camera	6.0	28
10.	Full HD PTZ (Pan,Tilt,Zoom) IP Colour Camera	7.0	31
11.	Digital Keyboard	8.0	34
12.	Large Format Display Monitor	9.0	34
13.	Server / Workstation Hardware	10.1	35
14.	Network Video Recorder (NVR)	10.2	38
15.	PC Workstation	11.0	40
16.	External Storage Device	12.0	40
17.	Core Switch	13.0	41
18.	(I). Aggregation Switch	14.0	43
	(II). Layer 2 Switch (24 Port) a. PoE b. Non-PoE		44
	(III) Field Switch a. 8 port b. 4 port		45
19.	Wireless Transmitter/Receiver Unit	15.0	46
20.	Copper to Fiber Media Convertor	16.0	47
21.	Various types of Cables	17.0	47
22.	Software Requirement	18.0	47
	Video Management Software	18.1	48
	Graphical User Interface Client Software	18.2	52
	Video Recording Software	18.3	54
	Artificial Intelligence (AI) enabled Video Analytics Software	18.4	56
	Remote Viewing on Web and Mobile App	18.5	59
	Functional Requirement of Command Control Centre (CCC) Software	18.6	61
23.	Face Recognition Software	19.0	65

Page 5 of 78	Effective from 20.05.2021	RDSO/SPN/TC/65/2021	Version 6.0
--------------	---------------------------	---------------------	-------------

24.	Software License	20.0	68
25.	Test Requirements	21.0	68
26.	Test Procedure	22.0	71
27.	Quality Assurance	23.0	71
28.	Making and Packing	24.0	72
29.	Information to be supplied by the Purchaser	25.0	72
30.	Training	26.0	74
31.	Documentation	27.0	75
32.	Schematic Diagram- 1: Schematic Diagram of IP Based Video Surveillance System at Stations	28.0	76
33.	Schematic Diagram - 2: Schematic Diagram for Video Surveillance System for Cluster of Stations	29.0	77
34.	Schematic Diagram- 3: Schematic Diagram for Cloud based Architecture of Video Surveillance System for Cluster of Stations	30.0	78

Signature Not  
Verified

Digitally signed by  
JAGDISH PRASAD  
MEENA  
Date: 2024.12.02  
11:06:43 IST  
Reason: IREPS-CRIS  
Location: New Delhi

Page 6 of 78	Effective from 20.05.2021	RDSO/SPN/TC/65/2021	Version 6.0
--------------	---------------------------	---------------------	-------------

## I. SUMMARY:

This document covers the technical requirements of IP Based Video Surveillance System to be provided at Main entrance/exit, Platforms, Waiting hall, Reservation counter, Parking area, Railway yards, Foot over bridges etc. of Railway stations and others Railway establishments.

## II. SOURCE:

1. Specification RDSO/SPN/TC/65/2009, Rev. 1.0 was prepared by RDSO, Lucknow as per Railway Board letter No. 2005/Tele/WE/2 dated 18/08/2006 and 2009/Tele/WW/1/ISSR dated 22/04/2009.
2. Specification No. RDSO/SPN/TC/65/2013, Rev. 2.0 was prepared by RDSO, Lucknow based on the experience gained so far during inspections of ISS projects, feedback by various Zonal Railways and Railway Board vide minutes 2013/Tele/7(3)/1 dated 05/03/2013.
3. Specification No. RDSO/SPN/TC/65/2016, Rev. 3.0 was prepared by RDSO, Lucknow as per Additional Member (Tele)/Railway Board's Inspection note no. 2014/Tele/7(3), dated 25/11/2014 and Railway Board minutes of meeting note no. 2009/Tele/WIP/ISS, dated 24/08/2015.
4. Specification No. RDSO/SPN/TC/65/2016, Rev. 4.0 was prepared by RDSO, Lucknow as per Railway Board letter no. 2010/Tele/9(1)/1Pt./144, dated 08.08.2016, letter no. 2010/Tele/9(1)/1Pt., dated 05/09/2016 and letter no. 2010/Tele/9(1)/1 Pt., dated 13/10/2016.
5. Specification No. RDSO/SPN/TC/65/2019, Revision 5.0 has been prepared by RDSO, Lucknow based on comments received from industry and RAILTEL through Railway Board.
6. Specification No. RDSO/SPN/TC/65/2021, Version 6.0 has been prepared by RDSO, Lucknow as per DG/RDSO letter No. DG/Misc. dated 04.12.2019 and 10.06.2020, Indian Railways D.B. Task ID: 3857, dtd. 04.12.2020, Vigilance Cell, RDSO note no. 19/Vig/08/CT/70, dated 20.04.2021, Railway Board letter no. 2020/Tele Dev/CCTV projects, dated 23.04.2021 and comments received from industry including RAILTEL.

Page 7 of 78	Effective from 20.05.2021	RDSO/SPN/TC/65/2021	Version 6.0
--------------	---------------------------	---------------------	-------------

## Specification of IP Based Video Surveillance System

### RDSO Specification No. RDSO/SPN/TC/65/2021, Version 6.0

#### 1.0 SCOPE:

The Specification covers technical specification and requirement of IP based Video Surveillance System for Stations and Cluster of Stations consisting of Full HD and Ultra HD IP Cameras, Digital Keyboard, Large Format Display Monitor, PC Workstation, Servers, Network Video Recorders, External Storage Device, Ethernet Switches, Wireless Transmitter/Receiver Unit, Copper to Fiber Media Converter, Video Management Software, Video Recording Software, Graphical User Interface Client Software, Artificial Intelligence (AI) enabled Video Analytics Software and Face Recognition Software (FRS) etc. for surveillance of different locations at Stations and other establishments of Railways from Centralized location.

#### 2.0 SYSTEM DESCRIPTION:

- 2.1 Video Surveillance System shall be suitable for provision at stations (25 KV AC Railway Electrified & Non-Railway Electrified Section) and other Railway establishments.
- 2.2 Video Surveillance System shall be end to end IP based with IP Cameras as per site requirement.
- 2.3 In IP based Video Surveillance System, the Cameras shall be provided at different locations so that the output is available as Ethernet and connected to the Servers/NVRs.
- 2.4 It shall be possible to integrate the surveillance system using the existing LAN/ WAN infrastructure on Optical Fibre network of Railways.
- 2.5 The system shall be able to work on both wired as well as wireless network. The wireless network is envisaged for extreme areas like, yards, foot over bridges and any other area in the station where cable is difficult to lay and maintain.
- 2.6 Tentative Implementation Schemes of IP based Video Surveillance System are shown in Schematic Diagram-1, Schematic Diagram-2 and Schematic Diagram-3 as applicable. These schematics are indicative in nature. Purchaser may specify any of the schemes or combination of the schemes as applicable or any other scheme of implementation as per site requirement.

Schematic Diagram-1: (Station only / Standalone architecture):

Page 8 of 78	Effective from 20.05.2021	RDSO/SPN/TC/65/2021	Version 6.0
--------------	---------------------------	---------------------	-------------

- i) The proposed implementation scheme of Video Surveillance System is meant for such Stations where Video Management, Video Recording, Artificial Intelligence (AI) enabled Video Analytics and Face Recognition Software for the Cameras of a Station are provided in the Station.
- ii) The Cameras of Station Platforms shall be connected to Field Ethernet Switch. The Field Ethernet Switch shall stream Video data to a suitable location at Station such as CCTV Control Room through Aggregation Switch. CCTV Control Room may be connected to MPLS/ IP network through the Core Switch.
- iii) Video Management and Video Recording shall be deployed on Servers/Network Video Recorders. For Viewing and Monitoring of Cameras, requisite numbers of PC Workstations and Large format display monitors shall be provided at Station CCTV Control Room. Required Storage shall be provided on External Storage Devices/Servers/Network Video Recorders.
- iv) Artificial Intelligence (AI) enabled Video Analytics and Face Recognition Software shall be deployed on Servers at the Station CCTV Control Room or any other location as specified by the purchaser.
- v) There shall be a provision for Viewing and Monitoring of Camera streams at Divisional HQ/ any other centralized location or other Clients connected to MPLS/ IP network as per requirement of purchaser.

2.6 (b) Schematic Diagram-2: (RPF/GRP Thana/Post Clustered based architecture):

- i) The proposed implementation scheme of Video Surveillance System is meant for Cluster of Stations where Video Streams of Cameras of Stations are aggregated to a nearest suitable location such as RPF/GRP Thana/Posts for Video Management (Viewing and Monitoring) and Video Recording. Artificial Intelligence (AI) enabled Video Analytics and Face Recognition Software shall be deployed at Divisional HQ or RPF/GRP Thana/Posts or any other location as specified by the purchaser.
- ii) The Cameras of Station Platforms shall be connected to Field Ethernet Switch. Field Ethernet Switch shall stream Video data to RPF/GRP Thana/Posts through Aggregation Switch. RPF/GRP Thana/Posts shall be connected to MPLS/ IP network through the Core Switch.
- iii) Video Management and Video Recording shall be deployed on Servers/Network Video Recorders at RPF/GRP Thana/Posts, where the Video streams are aggregated. For Viewing and Monitoring of Cameras,



Page 9 of 78	Effective from 20.05.2021	RDSO/SPN/TC/65/2021	Version 6.0
--------------	---------------------------	---------------------	-------------

requisite numbers of PC Workstations and Large format display monitors shall be provided at RPF/GRP Thana/Posts. Required Storage shall be provided at RPF/GRP Thana/Posts on External Storage Devices/Servers/ Network Video Recorders. Artificial Intelligence (AI) enabled Video Analytics and Face Recognition Software shall be deployed on Servers.

- iv) There shall be a provision for Viewing and Monitoring of Camera streams at Divisional HQ/ any other centralized location or other Clients connected to MPLS/ IP network as per requirement of purchaser.
- v) For centralized management of such multiple Clusters if specified by the purchaser, Video Management Server and Server for Face Image database shall be deployed with N:1 redundancy at Datacenters i.e. Divisional/Zonal HQ or any other centralized location as specified by the purchaser.
- vi) Face Image Database Server at Datacenter shall be in sync with each individual RPF/GRP Thana/Posts local FRS Servers as and when any subject or alarm is generated/updated. Synchronization shall be done at least once daily.
- vii) The System shall have a storage solution at Datacenters for keeping flagged/marked video data by RPF/GRP personnel for longer retention, FRS and Artificial Intelligence (AI) enabled Video Analytic alerts across all stations for 30 days, Audit trail logs, application data etc. as per solution requirement or as defined by the purchaser.

#### 2.6 (c) Schematic Diagram-3: (Cloud based architecture):

- i) The proposed implementation scheme of Video Surveillance System is meant for Cluster of Stations where Video Streams of Cameras of Stations are aggregated to a nearest suitable location such as RPF/GRP Thana/Posts for Video Management (Viewing and Monitoring) and Video Recording. Artificial Intelligence (AI) enabled Video Analytics and Face Recognition Software shall be deployed at the Cloud. Video Data shall be stored at RPF/GRP Thana/Posts on External Storage Devices/Servers/Network Video Recorders and at Cloud as per requirement.
- ii) The Cameras of Station Platforms shall be connected to Field Ethernet Switch. Field Ethernet Switch shall stream Video data to RPF/GRP Thana/Posts through Aggregation Switch. The RPF/GRP Thana/Posts shall be connected to the MPLS/ IP network and the Cloud through the Core Switch.

Page 10 of 78	Effective from 20.05.2021	RDSO/SPN/TC/65/2021	Version 6.0
---------------	---------------------------	---------------------	-------------

- iii) The Video Management and Video Recording shall be deployed on Servers/Network Video Recorders at RPF/GRP Thana/Posts, where the Video streams are aggregated. For Viewing and Monitoring of Cameras, requisite numbers of PC Workstations and Large format display monitors shall be provided at RPF/GRP Thana/Post. In case VMS (Video Management and Video Recording Software) is required for operation of Artificial Intelligence (AI) enabled Video Analytics and Face Recognition Software at Cloud, same may be provided at Cloud or as specified by the purchaser.
- iv) There shall be a provision for Viewing and Monitoring of Camera streams at Divisional HQ/ any other centralized location or other Clients connected to MPLS/ IP network as per requirement of purchaser.
- v) All Video data and alarms generated by Artificial Intelligence (AI) enabled Video Analytics and Face Recognition Software at the Cloud shall be available at RPF/GRP Thana/Posts and Divisional HQ/ any other centralized location or any other clients through Cloud.

2.6 (d) In case of any failure or interruption of MPLS/IP network, the Camera shall automatically start recording on Edge Storage Memory Card at resolution and frames per second as required and when the network recovers, the Video data shall automatically be transferred to the External Storage Device/Server/NVR installed at respective Stations or RPF/GRP Thana/Post without any impact on the system operations.

2.6(e) (i) Video Monitoring and Live Viewing: Continuous Video Monitoring/ Live Viewing is required for all the Cameras through PC Workstations and Large Format Display Monitors with Full HD and 4K UHD resolution display support. One such Monitor shall display 16 Cameras on a single unit. For simultaneous viewing of more cameras, more monitors can be provided.

(ii) Video Playback: One 32/64/128 Channel Server/NVR shall support Playback of recorded video for minimum 16 Channels simultaneously @ Full HD or higher.

2.7 The system shall have diagnostics facility for Video & Network interfaces. System logging shall be possible either through system software, remote client or console port on the system.

2.8 a) The Recording shall be stored for at least 30 days at 25 FPS and Full HD resolution for Full HD Cameras and 25 FPS Ultra HD resolution for 4K UHD Cameras with H.265 or higher Video Compression.

Page 11 of 78	Effective from 20.05.2021	RDSO/SPN/TC/65/2021	Version 6.0
---------------	---------------------------	---------------------	-------------

b) In case implementation is done as per Schematic Diagram-1, Video data and Alarms shall be stored for at least 30 days or as specified by the purchaser at Stations.

c) In case implementation is done as per Schematic Diagram-2, Video data and Alarms shall be stored for at least 30 days or as specified by the purchaser at RPF/GRP Thana/Posts.

d) In case implementation is done as per Schematic Diagram-3, Video and Alarm data shall be stored for at least 30 days in Cloud and for at least 7 days or as specified by the purchaser at RPF/GRP Thana/Posts.

e) The approximate storage capacities per Camera with H.265 Video Compression and 25 FPS shall be as under:

Days	Full HD Camera (@1920x1080)	4K UHD Camera (@3840x2160)
30 Days	750 GB after RAID 5/6	3TB after RAID 5/6

In case higher compression protocol is offered, it is permitted that the requirement of minimum storage is reduced in proportion to improvement due to compression. Purchaser may specify the minimum number of days for which the recording is to be stored and accordingly the storage capacity shall be provided.

- 2.9 Full HD Fixed Box type IP Colour Camera/ Full HD Bullet type IP Colour Cameras shall be provided in parking area, entrance/exit points, platforms, yards etc. or any other locations as decided by purchaser as per site requirement.
- 2.10 Full HD Fixed Dome type IP colour Cameras shall preferably be provided in indoor locations such as waiting halls, ticket counters, offices etc. or any other locations as decided by purchaser as per site requirement.
- 2.11 Full HD PTZ (Pan,Tilt,Zoom) IP colour Cameras shall preferably be provided in parking area, circulating area, platforms, foot over bridges etc. and for general perimeter surveillance. The whole area under CCTV surveillance must be fully covered by fixed cameras and PTZ camera should be used additionally where closer monitoring of a large area is required or any other locations as decided by purchaser as per site requirement.
- 2.12 Typically minimum two nos. of 4K UHD Fixed Box / 4K UHD Bullet Cameras (Type A: 1/ 1.8" or larger, Progressive scan, CMOS sensor for crowded stations and Type B: 1/ 2.8" or larger, Progressive scan, CMOS sensor for less crowded wayside stations) need to be provided on each platform with Face Recognition Software in addition to one such Camera each on entry and exit points to the station or any other location as decided by purchaser as per site requirement.

Page 12 of 78	Effective from 20.05.2021	RDSO/SPN/TC/65/2021	Version 6.0
---------------	---------------------------	---------------------	-------------

Note : The above schemes given in Clause No. 2.9, 2.10, 2.11 and 2.12 are tentative in nature, however the scheme may vary as per site condition as specified by purchaser.

- 2.13 The power supply available at the stations shall be 220 V / 50 Hz AC nominal. In case of fluctuation in the power supply, suitable stabilisation shall be provided by Railways. Such Provision of UPS etc. are out of the scope of this specification.
- 2.14 There shall be provision of Panic Button/Buttons at various locations at Stations. Pressing Panic Button, alarm shall be sent to the central location through available network. Panic Button System shall utilize same network system provided for CCTV system at Stations. Number of Panic Buttons and location of Panic Buttons shall be decided by the purchaser as per site conditions.

### 3.0 GENERAL REQUIREMENTS INCLUDING CYBER SECURITY:

- 3.1 The Video Surveillance System shall be based on non-proprietary open architecture where the Video Management Software, Video Recording Software, Artificial Intelligence (AI) enabled Video Analytics Software and Face Recognition Software can work and integrate with any make of IT hardware like Server, Storage, Workstation, Network Video Recorder and Switches etc.
- 3.2 Profile „S’ defines interoperability between Video Management Software/NVR and Camera. Profile „G’ defines interoperability between Video Management Software/NVR and SD (memory) Card in the Camera.

Software Development Kit (SDK) of all Hardware is to be shared with the purchaser for integration purposes.

The System i.e. IP Cameras, Network Video Recorders and Software (Video Management and Video Recording) shall be compliant to global standards ONVIF Profile „S’ & „G’ for the interface of network video product (ONVIF – Open Network Video Interface Forum). The quoted camera models should appear on the ONVIF conformant products under Device List & quoted Video Management Software/NVR should appear under conformant Client List on the ONVIF website and a confirmation certificate for the offered models should be available at the time of supply. It should be confirmed from ONVIF Website at the time of supply while offered for inspection.

In case ONVIF „S’ and / or „G’ certifications are not available, then to fulfill requirement of interoperability between Video Management Software / NVR and Camera and interoperability between Video Management Software / NVR and SD (memory) Card in the Camera, certification from Indian bodies i.e. TEC / TSEC, STQC, BIS or any accredited lab by them or any other Government / NABL

Page 13 of 78	Effective from 20.05.2021	RDSO/SPN/TC/65/2021	Version 6.0
---------------	---------------------------	---------------------	-------------

accredited lab, is a mandatory requirement to be submitted by the OEM / Vendor at the time of supply while offered for inspection.

- 3.3 IP Camera and Software (Video Management, Video Recording and Artificial Intelligence (AI) enabled Video Analytic Software) may be from the same manufacturer or from different manufacturers. In case, IP Cameras and Softwares are from different manufacturers, then all features of Cameras shall be available through the Software for viewing, recording and analytics.
- 3.4 Required number of licenses shall be provided by OEM/Vendor for Video Management, Video Recording, Artificial Intelligence (AI) enabled Video Analytics and Face Recognition Software as required by the purchaser as per site requirement. Licenses related compliance shall be ensured by purchaser depending upon the requirement.
- 3.5 Either Server based solution or Network Video Recorder based solution or combination of both can be accepted for Video Management and Video Recording for the implementation schemes as per Schematic Diagram-1, Schematic Diagram-2 & Schematic Diagram-3 as applicable. Software capabilities (as per Clause no. 18.1, 18.2 and 18.3) and Storage capacities shall be same for both the solutions.

Note:

- i. The Storage shall be external (as per clause no. 12.0) when Server based solution is provided. Storage can be either external (as per clause no. 12.0) and/or internal (built in) in case Network Video Recorder based solution is provided.
- ii. In case, Video Management and Video Recording is deployed on Network Video Recorders (NVRs) then NVRs shall integrate seamlessly with Artificial Intelligence (AI) enabled Video Analytics and Face Recognition Software deployed on Servers or at Cloud.

- 3.6 The Video Recording and Management System shall provide secured recording for evidence purposes and user authentication to protect data integrity.
- 3.7 Redundant Servers/NVRs may be provided if specified by the purchaser as per Schematic Diagram-1 and Schematic Diagram-2. The Redundancy System shall support defined number of Servers/NVRs in N+1 configuration (Value of N to be specified by the purchaser) so that the recording and playback availability is not affected in case of failure of any Server/NVR. The recording of last 30 days at any given point of time should be available through redundant Server /NVR in case of a Server/NVR failure.

For data stored and computed at Cloud as per Schematic Diagram-3, the Cloud shall provide for protection of data and operation.



Page 14 of 78	Effective from 20.05.2021	RDSO/SPN/TC/65/2021	Version 6.0
---------------	---------------------------	---------------------	-------------

- 3.8 The equipments shall be able to work in the temperature range and humidity as specified in the corresponding clauses of the specification. Purchaser may specify any other temperature requirement and humidity as per site requirement.
- 3.9 To ensure security of VSS (Camera & Software) from vulnerabilities & breaches and discourage false undertaking from OEMs, security auditing and testing of equipment including source code of camera and software shall be carried out from STQC (Ministry of Electronics & Information Technology) or any other Government Agency from the list of CERT-In empanelled Information Security Auditing Organization. In order to ensure security of network and other IT equipment of VSS system, before bulk supply and installation, purchaser should ensure that security auditing and testing at the time of POC (Proof of Concept) as well as at the time of completion of project are conducted or as specified by the purchaser. In case any security breach is found in the system at any stage including at POC level, immediate strict penal action is to be initiated by the purchaser.
- 3.10 OEMs must submit a declaration certificate regarding their genuinity, have their own manufacturing setups and IPR for the hardware(s)/software(s), and shall not have 3rd party manufacturing from any company blacklisted in India or abroad (due to proven backdoor access and data vulnerability) or any company sharing land border with India. The Intellectual Property Rights (IPR) of all manufactured final product and source code of all software including camera firmware, switch firmware, FRS algorithm, Command Control Centre Software etc. should not reside in countries sharing land borders with India, until unless specifically allowed by the Government of India and is registered with the Competent Authority of Government of India. Proof of IPR & source code residing in which country and requisite permission & registration with Competent Authority of Govt. of India, as applicable to comply with the above, shall be provided by the OEMs. The purchaser should ensure that latest Public Procurement Policy & other related orders issued by Government of India are followed. In case any breach or false declaration is found at any stage, immediate strict penal action is to be initiated by the purchaser.
- 3.11 OEM need to confirm that the equipment, like Cameras etc., shall not be installed with standards like - GB28181, GB/T28181-2011, GB/T 28181-2011, GBT 28181-2011, GBT28181-2011, GB/T28181-2016, etc., protocols/standards and there shall be no option in the camera web page/settings to activate or deactivate such protocols/standards any of their version(s) or any such protocol which allow certain organizations to bypass all security parameters and look into the devices directly.
- 3.12 The MAC address of all cameras should not be registered in the name of any OEM/ company/ entity sharing land border with India until unless specifically allowed by the Government of India.
- 3.13 Mean Time Between Failure (MTBF) calculated at 40°C for each type of camera should not be less than 1,00,000 hours for which OEM shall submit complete and detailed test reports issued from Govt. / NABL Accredited Test Labs / 3<sup>rd</sup> party test house of International repute such as UL, TUV etc.



Page 15 of 78	Effective from 20.05.2021	RDSO/SPN/TC/65/2021	Version 6.0
---------------	---------------------------	---------------------	-------------

- 3.14 There shall be provision to view any camera from the Divisional, Zonal Headquarters and from the Railway Board at the time of emergency or whenever desired.

**4.0 TECHNICAL REQUIREMENTS:** The technical requirements for different components of IP based Video Surveillance System shall be as below:

S. No.	Components
i.	Full HD Fixed Box Type IP Colour Camera with Varifocal Lens and Housing & Mount as per Clause no. 5.1 & 5.3
ii.	4K UHD Fixed Box Type IP Colour Camera (Type A / Type B) with Varifocal Lens and Housing & Mount as per Clause no. 5.2 & 5.3
iii.	Full HD Bullet type IP Colour Camera as per Clause no. 5.4
iv.	4K UHD Bullet type IP Colour Camera (Type A / Type B) as per Clause no. 5.5
v.	Full HD Fixed Dome Type IP Colour Camera as per Clause no. 6.0.
vi.	Full HD PTZ (Pan,Tilt,Zoom) IP Colour Camera as per Clause no. 7.0.
vii.	Digital Keyboard as per Clause no. 8.0
viii.	Large Format Display Monitor as per Clause no. 9.0.
ix.	Server / Workstation Hardware as per Clause no. 10.1
x.	Network Video Recorder (NVR) as per Clause no. 10.2
xi.	PC Workstation as per Clause no. 11.0
xii.	External Storage Device as per Clause no. 12.0
xiii.	Core Switches as per Clause no. 13.0
xiv.	(I) Aggregation Switches (II) Layer 2 Switches (24Port) a. PoE b. Non-PoE and (III) Field Switches a. 8 port b. 4 port as per Clause no. 14.0
xv.	Wireless Transmitter/Receiver Unit as per Clause no. 15.0.
xvi.	Copper to Fiber Media Convertor as per Clause no. 16.0
xvii.	Various types of cables as per Clause no. 17.0
xviii.	Video Management Software as per Clause no. 18.1
xix.	Graphical User Interface Client Software as per Clause no. 18.2
xx.	Video Recording Software as per Clause no. 18.3
xxi.	Artificial Intelligence (AI) enabled Video Analytics Software as per Clause no. 18.4
xxii.	Remote viewing on Web and Mobile App as per Clause no. 18.5
xxiii.	Functional Requirement of Command Control Centre (CCC) Software as per Clause no. 18.6

Page 16 of 78	Effective from 20.05.2021	RDSO/SPN/TC/65/2021	Version 6.0
---------------	---------------------------	---------------------	-------------

xxiv.	Face Recognition Software as per Clause No. 19.0
xxv.	Software License as per Clause no. 20.0

## 5.0 Fixed Box Type IP Colour Camera and Bullet Type IP Colour Camera:

### 5.1 Full HD Fixed Box Type IP Colour Camera:

The Full HD Fixed Box Type IP Colour Camera with Varifocal Lens shall have the following minimum specifications:-

S. No.	Parameter	:	Specification
i.	Image Sensor	:	1/ 2.8" or larger, Progressive scan, CMOS sensor
ii.	Pixels	:	2.0 Mega Pixel Full HD (1920x1080)
iii.	Video Compression	:	H.265 or higher
iv.	Streaming Capability	:	Four (4) H.265 or higher Streams
v.	Video resolutions	:	a) For Main stream: i)1920x1080 (Full HD). ii)Configurable from Full HD to other HD/SD resolutions. b) For Second Stream: Configurable from Full HD to other HD/SD resolutions or Configurable form HD to D1 resolution. c) For Third & Fourth Stream: VGA or CIF or QVGA or QCIF resolutions.
vi.	Resolution and Frame Rate	:	Full HD @ 25 FPS with H.265 or higher compression on one stream. FHD / HD / D1 @ 25 FPS with H.265 or higher compression on 2nd stream. VGA or CIF or QVGA or QCIF @ 15 FPS with H.265 or higher compression on 3rd & 4th stream.
vii.	Minimum Illumination :		
	a) Colour Mode	:	0.5 Lux
	b) Night Mode (Black & White)	:	0.05 Lux
viii.	Shutter speed	:	Maximum shutter speed should be 1/8000 sec or higher
ix.	Signal to Noise Ratio	:	≥ 45 dB
x.	Video Standard	:	PAL
xi.	Lens mount	:	CS/C mount or any other mount
xii.	Varifocal Lens	:	8 – 50 mm IR corrected, 1 m minimum object

Page 17 of 78	Effective from 20.05.2021	RDSO/SPN/TC/65/2021	Version 6.0
---------------	---------------------------	---------------------	-------------

			distance, Auto IRIS Control, Manual focus and zoom control Lens suitable for Full HD Box type IP Colour Camera. The Lens may be of same make of Camera or different make.
xiii.	Day/Night Camera	:	Auto Day/Night Configuration
xiv.	Data rate	:	Shall work on 3 Mbps bit rate or less average for Full HD@ 25 FPS at Variable bit rate (VBR) on individual (Single) stream with H.265 or higher Video Compression. The camera shall also support Constant Bit Rate (CBR).
xv.	Video Streaming	:	Unicast and Multicast streams
xvi.	Text Superimposing	:	Camera shall support superimposing the title and date & time on the video
xvii.	Edge Storage	:	Edge Storage slot suitable for 128 GB SD/SDHC/SDXC memory or higher along with memory card.
xviii.	Activity Controlled Video Recording	:	Required. During periods of negligible motion, the bits rate shall drop and when motion occurs, the bit rate shall return to normal without any perceptible delay.
xix.	Network Connectivity	:	Ethernet, 10/100 Base T
xx.	Discovery Interface	:	OEM interface to detect the Camera automatically and configure network settings
xxi.	Network Protocols	:	Suitable and required network protocol stack to work Camera in TCP/IP based Ethernet network environment. (As required for system working)
xxii.	Web Server	:	Internal Web server required with embedded operating system.
xxiii.	Automatic Gain Control	:	Required
xxiv.	Back light Compensation (BLC) or High Light Compensation (HLC)	:	Required
xxv.	Automatic White Balance	:	Required
xxvi.	Wide Dynamic Range (WDR)	:	≥ 120 dB
xxvii.	Two way/ Bi-directional Audio Input / Output	:	Required

Page 18 of 78	Effective from 20.05.2021	RDSO/SPN/TC/65/2021	Version 6.0
---------------	---------------------------	---------------------	-------------

xxviii.	Alarm Inputs / outputs	:	1 input & 1 output
xxix.	Input Voltage	:	Power should be drawn on PoE, 220V AC Voltage (Nominal) / 24V AC or DC /12V DC
xxx.	PoE	:	IEEE 802.3af/ at compliant
xxxi.	Operating Temperature	:	0°C to + 50°C
xxxii.	Humidity	:	20 to 80% RH non-condensing
xxxiii.	MAC Address	:	The MAC address of the IP Cameras must be registered in the name of OEM supplying the Cameras.
xxxiv.	MTBF	:	Mean Time Between Failure (MTBF) calculated at 40°C should not be less than 1,00,000 hours.
xxxv.	Interoperability/ ONVIF Compliance	:	ONVIF Profile „S’ & „G’ or interoperability compliance as per Clause 3.2. SDK is to be shared with the purchaser for integration purposes.
xxxvi.	Regulatory Approvals/ Certifications	:	BIS/UL/EN/CE/IEC certification for Safety and BIS/CE/FCC Certifications for EMC & Immunity. Note: The Regulatory Approvals/ Certifications are to be provided from NABL/NABCB accredited Labs or internationally reputed and accredited Labs/Agencies.
xxxvii.	Security Verification Certification	:	The Full HD Fixed Box Type IP Colour Camera shall have security features which can be deployed meeting the security assurance requirements as per relevant clauses / paras mutually decided by Purchaser & STQC (or other Govt. agency as per note below) regarding “Appendix C of OWASP: Internet of Things Verification Requirements” of OWASP Application Security Verification Standard version 4.0 - Level 2 for CCTV with relevant and equivalent safeguards.  Note: The Regulatory Approvals / Certifications are to be provided from STQC (Ministry of Electronics & Information Technology) or any other Government Agency from the list of CERT-In empanelled Information Security Auditing Organization.

## 5.2 4K UHD Fixed Box Type IP Colour Camera:

The 4K UHD Fixed Box Type IP Colour Camera with Varifocal Lens (with image sensor 1/1.8” as Type A **or** 1/2.8” as Type B) shall have the following minimum specifications:

Page 19 of 78	Effective from 20.05.2021	RDSO/SPN/TC/65/2021	Version 6.0
---------------	---------------------------	---------------------	-------------

S. No.	Parameter	:	Specification
i.	Image Sensor	:	Type A: 1/ 1.8" or larger, Progressive scan, CMOS sensor <b>OR</b> Type B: 1/2.8" or larger, Progressive scan, CMOS sensor
ii.	Pixel Resolution	:	8.0 Mega Pixel Ultra HD (3840x2160) or Higher
iii.	Video Compression	:	MJPEG/H.265 or higher
iv.	Streaming Capability	:	Four (4) H.265 or higher Streams
v.	Video resolutions	:	a) For Main stream: i) Ultra HD (3840x2160). ii) Configurable from Ultra HD to other FHD/HD/SD resolutions. b) For Second Stream: Configurable from Full HD to other HD/SD resolutions. c) For Third & Fourth Stream: VGA or CIF or QVGA or QCIF resolutions.
vi.	Resolution and Frame Rate	:	Ultra HD (3840x2160) @ 25 FPS or more with H.265 or higher compression on one stream. Full HD @ 15 FPS or more with H.265 or higher compression on second stream. VGA or CIF or QVGA or QCIF @ 10 FPS with H.265 or higher compression on 3rd & 4th stream.
vii.	Minimum Illumination :		
	a) Colour Mode	:	0.5 Lux
	b) Night Mode (Black & White)	:	0.05 Lux
viii.	Shutter speed	:	Maximum shutter speed should be 1/8000 sec or higher
ix.	Signal to Noise Ratio	:	≥ 45 dB
x.	Video Standard	:	PAL
xi.	Lens mount	:	CS or C mount or any other mount
xii.	Varifocal Lens	:	4.5 to 10 mm, IR corrected, 1 m minimum object distance, Auto IRIS Control, Manual focus and zoom control Lens suitable for 4K Ultra HD Fixed Box type Camera. The Lens may be of same make of Camera or different make.
xiii.	Day/Night Camera	:	Auto Day/Night Configuration
xiv.	Data rate	:	Shall work on 5 Mbps bit rate or less (average) for UHD@ 25FPS at Variable Bit Rate (VBR) on

Page 20 of 78	Effective from 20.05.2021	RDSO/SPN/TC/65/2021	Version 6.0
---------------	---------------------------	---------------------	-------------

			individual (Single) stream with H.265 or higher Video Compression. The camera shall also support Constant Bit Rate (CBR).
xv.	Video Streaming	:	Unicast and Multicast streams
xvi.	Edge Storage	:	Edge Storage slot suitable for 128 GB SD/SDHC/SDXC memory or higher along with memory card.
xvii.	Activity Controlled Video Recording	:	Required. During periods of negligible motion, the bits rate shall drop and when motion occurs, the bit rate shall return to normal without any perceptible delay.
xviii.	Network Connectivity	:	Ethernet, 10/100 Base T
xix.	Discovery Interface	:	OEM interface to detect the Camera automatically and configure network settings
xx.	Network Protocols	:	Suitable and required network protocol stack to work Camera in TCP/IP based Ethernet network environment. (As required for system working)
xxi.	Web Server	:	Internal Web server required with embedded operating system.
xxii.	Automatic Gain Control	:	Required
xxiii.	Back light Compensation (BLC) or High Light Compensation (HLC)	:	Required
xxiv.	Automatic White Balance	:	Required
xxv.	Wide Dynamic Range (WDR)	:	≥ 120 dB
xxvi.	Two way/ Bi-directional Audio Input / Output	:	Required
xxvii.	Alarm Inputs / outputs	:	1 input & 1 output
xxviii.	Input Voltage	:	Power should be drawn on PoE, 220V AC Voltage (Nominal) / 24V AC or DC/ PoE
xxix.	PoE	:	IEEE 802.3af/ at compliant
xxx.	Operating Temperature	:	0°C to + 50°C
xxxi.	Humidity	:	20 to 80% RH non-condensing
xxxii.	MAC Address	:	The MAC address of the IP Cameras must be



Page 21 of 78	Effective from 20.05.2021	RDSO/SPN/TC/65/2021	Version 6.0
---------------	---------------------------	---------------------	-------------

			registered in the name of OEM supplying the Cameras.
xxxiii.	MTBF	:	Mean Time Between Failure (MTBF) calculated at 40°C should not be less than 1,00,000 hours.
xxxiv.	Interoperability/ ONVIF Compliance	:	ONVIF Profile „S’ & „G’ or interoperability compliance as per Clause 3.2. SDK is to be shared with the purchaser for integration purposes.
xxxv.	Regulatory Approvals/ Certifications	:	BIS/UL/EN/CE/IEC certification for Safety and BIS/CE/FCC Certifications for EMC & Immunity. Note: The Regulatory Approvals/ Certifications are to be provided from NABL/NABCB accredited Labs or internationally reputed and accredited Labs/Agencies.
xxxvi.	Security Verification Certification	:	The 4K UHD Fixed Box Type IP Colour Camera shall have security features which can be deployed meeting the security assurance requirements as per relevant clauses / paras mutually decided by Purchaser & STQC (or other Govt. agency as per note below) regarding “Appendix C of OWASP: Internet of Things Verification Requirements” of OWASP Application Security Verification Standard version 4.0 - Level 2 for CCTV with relevant and equivalent safeguards.  Note: The Regulatory Approvals / Certifications are to be provided from STQC (Ministry of Electronics & Information Technology) or any other Government Agency from the list of CERT-In empanelled Information Security Auditing Organization.

### 5.3 Housing and Mount for Fixed Box Type IP Colour Camera (Full HD & 4K UHD):

- 5.3.1 Housing arrangement shall be designed for both outdoor and indoor use and shall meet customer requirements for Camera enclosures.
- 5.3.2 It shall protect Camera and lens combination.
- 5.3.3 The Housing and Mount arrangement shall have the following minimum specifications:

S. No.	Parameter	:	Specification
i.	Window	:	3 mm (0.12 inch) glass
ii.	Camera Mounting	:	Removable Camera/lens tray, mounted with two screws or other industry standard arrangement.
iii.	Construction	:	Aluminum/ Fiberglass Reinforced Composite/

Page 22 of 78	Effective from 20.05.2021	RDSO/SPN/TC/65/2021	Version 6.0
---------------	---------------------------	---------------------	-------------

			Polycarbonate housing & casing, neoprene gaskets, UV-resistant polymer end caps.
iv.	Tamper-resistance	:	Tamper-resistant screws for locking clasps shall be provided.
v.	Enclosure Protection	:	IP66 or NEMA-4 or better.
vi.	Vandal Proofing	:	The housing shall be vandal proof as per IK 10 standards and impact resistant.
vii.	Heater and Blower	:	Inbuilt heater and blower kit shall be provided.
viii.	Power Supply	:	Power supply required for Housing shall be derived from Switch through PoE/PoE+.
ix.	Infra-Red	:	Built-in or External Infra-Red Illuminator complying IP66 or NEMA-4 or better with range 30 m or more. The Infra-Red Illuminator shall be of the same make as Housing
x.	Mount	:	Mounts shall be suitable for indoor and outdoor mounting units designed for Fixed box type Cameras or Camera Housing installations. The Mounts shall be of the same make as Housing. The Mount shall have following minimum features: i). Feed-through design for cable management (Entry of Cables/Wires inside Housing through Mount) ii). 360 deg rotation, 180 deg tilt iii). Versatile design iv). Adjustable mount heads v). Corrosion-resistant finish
xi.	Operating Temperature	:	0°C to + 50°C
xii.	Humidity	:	20 to 80% RH non-condensing
xiii.	Regulatory Approvals/ Certifications	:	BIS/UL/EN/CE/IEC certification for Safety and BIS/CE/FCC Certifications for EMC & Immunity. Note: The Regulatory Approvals/ Certifications are to be provided from NABL/NABCB accredited Labs or internationally reputed and accredited Labs/Agencies.

#### 5.4 Full HD Bullet type IP Colour Camera:

The Full HD Bullet type IP Colour Camera shall have the following minimum specifications:

Page 23 of 78	Effective from 20.05.2021	RDSO/SPN/TC/65/2021	Version 6.0
---------------	---------------------------	---------------------	-------------

S. No.	Parameter	:	Specification
i.	Image Sensor	:	1/2.8" or larger, Progressive scan, CMOS sensor
ii.	Pixel Resolution	:	2.0 Mega Pixel Full HD (1920x1080)
iii.	Video Compression	:	H.265 or higher
iv.	Streaming Capability	:	Four (4) H.265 or higher Streams
v.	Video resolutions	:	a) For Main stream: i)1920x1080 (Full HD). ii)Configurable from Full HD to other HD/SD resolutions. b) For Second Stream: Configurable from Full HD to other HD/SD resolutions or Configurable from HD to D1 resolution. c) For Third & Fourth Stream: VGA or CIF or QVGA or QVGA resolutions.
vi.	Resolution and Frame Rate	:	Full HD @ 25 FPS with H.265 or higher compression on one stream. FHD / HD / D1 @ 25 FPS with H.265 or higher compression on 2nd stream. VGA or CIF or QVGA or QCIF @ 15 FPS with H.265 or higher compression on 3rd & 4th stream.
vii.	Minimum Illumination :		
	a) Colour Mode	:	0.5 Lux
	b) Night Mode (Black & White)	:	0.05 Lux
viii.	Shutter speed	:	Maximum shutter speed should be 1/8000 sec or higher
ix.	Signal to Noise Ratio	:	≥ 45 dB
x.	Video Standard	:	PAL
xi.	Motorized Varifocal Lens	:	4.5 mm – 10 mm, 1 m minimum object distance, IR corrected Lens suitable for 2 Mega Pixel Full HD Camera
xii.	Infra-Red	:	Built-in Infra-Red Illuminator with range 20 m or more
xiii.	Day/Night Camera	:	Auto Day/Night Configuration
xiv.	Data rate	:	Shall work on 3 Mbps bit rate or less average for Full HD@ 25 FPS at Variable bit rate (VBR) on individual (Single) stream with H.265 or higher Video Compression. The camera shall also support Constant Bit Rate (CBR).
xv.	Video Streaming	:	Unicast and Multicast streams
xvi.	Text Superimposing	:	Camera shall support superimposing the title and

Page 24 of 78	Effective from 20.05.2021	RDSO/SPN/TC/65/2021	Version 6.0
---------------	---------------------------	---------------------	-------------

			date & time on the video
xvii.	Edge Storage	:	Edge Storage slot suitable for 128 GB SD/SDHC/SDXC memory or higher along with memory card.
xviii.	Activity Controlled Video Recording	:	Required. During periods of negligible motion, the bits rate shall drop and when motion occurs, the bit rate shall return to normal without any perceptible delay.
xix.	Network Connectivity	:	Ethernet, 10/100 Base T
xx.	Discovery Interface	:	OEM interface to detect the Camera automatically and configure network settings
xxi.	Network Protocols	:	Suitable and required network protocol stack to work Camera in TCP/IP based Ethernet network environment. (As required for system working)
xxii.	Web Server	:	Internal Web server required with embedded operating system.
xxiii.	Automatic Gain Control	:	Required
xxiv.	Back light Compensation (BLC) or High Light Compensation (HLC)	:	Required.
xxv.	Automatic White Balance	:	Required.
xxvi.	Wide Dynamic Range (WDR)	:	≥ 120 dB
xxvii.	Two way/ Bi-directional Audio Input / Output	:	Required
xxviii.	Alarm Inputs / outputs	:	1 input & 1 output
xxix.	Input Voltage	:	Power should be drawn on PoE, 220V AC Voltage (Nominal)/ 24V AC or DC/12V DC
xxx.	PoE	:	IEEE 802.3af/ at compliant
xxxi.	Operating Temperature	:	0°C to +50°C
xxxii.	Humidity	:	20 to 80% RH non-condensing
xxxiii.	Ingress Protection	:	IP66 or NEMA-4 or better
xxxiv.	Enclosure Protection	:	Vandal proof as per IK 10 standards and Impact resistant
xxxv.	MAC Address	:	The MAC address of the IP Cameras must be registered in the name of OEM supplying the Cameras.

Page 25 of 78	Effective from 20.05.2021	RDSO/SPN/TC/65/2021	Version 6.0
---------------	---------------------------	---------------------	-------------

xxxvi.	MTBF	:	Mean Time Between Failure (MTBF) calculated at 40°C should not be less than 1,00,000 hours.
xxxvii.	Interoperability/ ONVIF Compliance	:	ONVIF Profile „S’ & „G’ or interoperability compliance as per Clause 3.2. SDK is to be shared with the purchaser for integration purposes.
xxxviii.	Regulatory Approvals/ Certifications	:	BIS/UL/EN/CE/IEC certification for Safety and BIS/CE/FCC Certifications for EMC & Immunity. Note: The Regulatory Approvals/ Certifications are to be provided from NABL/NABCB accredited Labs or internationally reputed and accredited Labs/Agencies.
xxxix.	Security Verification Certification	:	The Full HD Bullet Type IP Colour Camera shall have security features which can be deployed meeting the security assurance requirements as per relevant clauses / paras mutually decided by Purchaser & STQC (or other Govt. agency as per note below) regarding “Appendix C of OWASP: Internet of Things Verification Requirements” of OWASP Application Security Verification Standard version 4.0 - Level 2 for CCTV with relevant and equivalent safeguards.  Note: The Regulatory Approvals / Certifications are to be provided from STQC (Ministry of Electronics & Information Technology) or any other Government Agency from the list of CERT-In empanelled Information Security Auditing Organization.

### 5.5 4K UHD Bullet type IP Colour Camera:

The 4K UHD Bullet type IP Colour Camera (with image sensor 1/1.8” as Type A **or** 1/2.8” as Type B) shall have the following minimum specifications:

S. No.	Parameter	:	Specification
i.	Image Sensor	:	Type A: 1/ 1.8” or larger, Progressive scan, CMOS sensor <b>OR</b> Type B: 1/ 2.8” or larger, Progressive scan, CMOS sensor
ii.	Pixel Resolution	:	8.0 Mega Pixel Ultra HD (3840x2160) or Higher
iii.	Video Compression	:	MJPEG/ H.265 or higher
iv.	Streaming Capability	:	Four (4) H.265 or higher Streams
v.	Video resolutions	:	a) For Main stream: i) Ultra HD (3840x2160).

Page 26 of 78	Effective from 20.05.2021	RDSO/SPN/TC/65/2021	Version 6.0
---------------	---------------------------	---------------------	-------------

			ii) Configurable from Ultra HD to other FHD/HD/SD resolutions. b) For Second Stream: Configurable from Full HD to other HD/SD resolutions. c) For Third & Fourth Stream: VGA or CIF or QVGA or QCIF resolutions.
vi.	Resolution and Frame Rate	:	Ultra HD (3840x2160) @ 25 FPS or more with H.265 or higher compression on one stream. Full HD @ 15 FPS or more with H.265 or higher compression on second stream. VGA or CIF or QVGA or QCIF @ 10 FPS with H.265 or higher compression on 3rd & 4th stream.
vii.	Minimum Illumination :		
	a) Colour Mode	:	0.5 Lux
	b) Night Mode (Black & White)	:	0.05 Lux
viii.	Shutter speed	:	Maximum shutter speed should be 1/8000 sec or higher
ix.	Signal to Noise Ratio	:	≥ 45 dB
x.	Video Standard	:	PAL
xi.	Motorized Varifocal Lens	:	4.5 mm – 10 mm, 1 m minimum object distance, IR corrected Lens suitable for 4K UHD Bullet type IP Colour Camera
xii.	Infra-Red	:	Built-in Infra-Red Illuminator with range 20 m or more
xiii.	Day/Night Camera	:	Auto Day/Night Configuration
xiv.	Data rate	:	Shall work on 5 Mbps bit rate or less (average) for UHD@ 25FPS at Variable Bit Rate (VBR) on individual (Single) stream with H.265 or higher Video Compression. The camera shall also support Constant Bit Rate (CBR).
xv.	Video Streaming	:	Unicast and Multicast streams
xvi.	Text Superimposing	:	Camera shall support superimposing the title and date & time on the video
xvii.	Edge Storage	:	Edge Storage slot suitable for 128 GB SD/SDHC/SDXC memory or higher along with memory card.
xviii.	Activity Controlled Video Recording	:	Required. During periods of negligible motion, the bits rate shall drop and when motion occurs, the bit rate shall return to normal without any perceptible delay.
xix.	Network Connectivity	:	Ethernet, 10/100 Base T



Page 27 of 78	Effective from 20.05.2021	RDSO/SPN/TC/65/2021	Version 6.0
---------------	---------------------------	---------------------	-------------

xx.	Discovery Interface	:	OEM interface to detect the Camera automatically and configure network settings
xxi.	Network Protocols	:	Suitable and required network protocol stack to work Camera in TCP/IP based Ethernet network environment. (As required for system working)
xxii.	Web Server	:	Internal Web server required with embedded operating system.
xxiii.	Automatic Gain Control	:	Required
xxiv.	Back light Compensation (BLC) or High Light Compensation (HLC)	:	Required
xxv.	Automatic White Balance	:	Required
xxvi.	Wide Dynamic Range (WDR)	:	≥ 120 dB
xxvii.	Two way/ Bi-directional Audio Input / Output	:	Required for sound detection
xxviii.	Alarm Inputs / outputs	:	1 input & 1 output
xxix.	Input Voltage	:	Power should be drawn on PoE, 220V AC Voltage(Nominal)/ 24V AC or DC/ 12V DC
xxx.	PoE	:	IEEE 802.3af/ at compliant
xxxi.	Operating Temperature	:	0°C to + 50°C
xxxii.	Humidity	:	20 to 80% RH non-condensing
xxxiii.	Ingress Protection	:	IP66 or NEMA-4 or better
xxxiv.	Enclosure Protection	:	Vandal proof as per IK 10 standards and Impact resistant
xxxv.	MAC Address	:	The MAC address of the IP Cameras must be registered in the name of OEM supplying the Cameras.
xxxvi.	MTBF	:	Mean Time Between Failure (MTBF) calculated at 40°C should not be less than 1,00,000 hours.
xxxvii.	Interoperability/ ONVIF Compliance	:	ONVIF Profile „S’ & „G’ or interoperability compliance as per Clause 3.2. SDK is to be shared with the purchaser for integration purposes.

Signature Not Verified

Digitally signed by  
JAGDISH PRASAD  
MEENA  
Date: 2024.12.02  
11:06:43 IST  
Reason: IREPS-CRIS  
Location: New Delhi

Page 28 of 78	Effective from 20.05.2021	RDSO/SPN/TC/65/2021	Version 6.0
---------------	---------------------------	---------------------	-------------

xxxviii.	Regulatory Approvals/ Certifications	:	BIS/UL/EN/CE/IEC certification for Safety and BIS/CE/FCC Certifications for EMC & Immunity. Note: The Regulatory Approvals/ Certifications are to be provided from NABL/NABCB accredited Labs or internationally reputed and accredited Labs/Agencies.
xxxix.	Security Verification Certification	:	The 4K UHD Bullet Type IP Colour Camera shall have security features which can be deployed meeting the security assurance requirements as per relevant clauses / paras mutually decided by Purchaser & STQC (or other Govt. agency as per note below) regarding "Appendix C of OWASP: Internet of Things Verification Requirements" of OWASP Application Security Verification Standard version 4.0 - Level 2 for CCTV with relevant and equivalent safeguards.  Note: The Regulatory Approvals / Certifications are to be provided from STQC (Ministry of Electronics & Information Technology) or any other Government Agency from the list of CERT-In empanelled Information Security Auditing Organization.

## 6.0 Full HD Fixed Dome Type IP Colour Camera:

The Full HD Fixed Dome Type IP Colour Camera shall have the following minimum specifications:-

S. No.	Parameter	:	Specification
i.	Image Sensor	:	1/2.8" or larger, Progressive scan, CMOS sensor
ii.	Pixels	:	2.0 Mega Pixel Full HD (1920x1080)
iii.	Video Compression	:	H.265 or higher
iv.	Streaming Capability	:	Four (4) H.265 or higher Streams
v.	Video resolutions	:	a) For Main stream: i) 1920x1080 (Full HD). ii) Configurable from Full HD to other HD/SD resolutions. b) For Second Stream: Configurable from Full HD to other HD/SD resolutions or Configurable from HD to D1 resolution. c) For Third & Fourth Stream: VGA or CIF or QVGA or QCIF resolutions.
vi.	Resolution and Frame Rate	:	Full HD @ 25 FPS with H.265 or higher compression on one stream.

Page 29 of 78	Effective from 20.05.2021	RDSO/SPN/TC/65/2021	Version 6.0
---------------	---------------------------	---------------------	-------------

			FHD / HD / D1 @ 25 FPS with H.265 or higher compression on 2nd stream. VGA or CIF or QVGA or QCIF @ 15 FPS with H.265 or higher compression on 3rd & 4th stream.
vii.	Minimum Illumination :		
	a) Colour Mode	:	0.5 Lux
	b) Night Mode (Black & White)	:	0.05 Lux
viii.	Shutter speed	:	Maximum shutter speed should be 1/8000 sec or higher
ix.	Signal to Noise Ratio	:	≥ 45 dB
x.	Video Standard	:	PAL
xi.	Lens	:	3.8mm - 8mm, 1 m minimum object distance, IR corrected Lens suitable for 2 Mega Pixel Full HD Fixed Dome Type Camera
xii.	Day/Night Camera	:	Auto Day/Night Configuration
xiii.	Infra-Red	:	Built-in Infra-Red Illuminator with range 20 m or more
xiv.	Data rate	:	Shall work on 3 Mbps bit rate or less average for Full HD@ 25 FPS at Variable bit rate (VBR) on individual (Single) stream with H.265 or higher Video Compression. The camera shall also support Constant Bit Rate (CBR).
xv.	Video Streaming	:	Unicast and Multicast streams
xvi.	Text Superimposing	:	Camera shall support superimposing the title and date & time on the video
xvii.	Edge Storage	:	Edge Storage slot suitable for 128 GB SD/SDHC/SDXC memory or higher along with memory card.
xviii.	Activity Controlled Video Recording	:	Required. During periods of negligible motion, the bits rate shall drop and when motion occurs, the bit rate shall return to normal without any perceptible delay.
xix.	Network Connectivity	:	Ethernet, 10/100 Base T
xx.	Discovery Interface	:	OEM interface to detect the Camera automatically and configure network settings
xxi.	Network Protocols	:	Suitable and required network protocol stack to work Camera in TCP/IP based Ethernet network environment. (As required for system working)
xxii.	Web Server	:	Internal Web server required with embedded operating system.
xxiii.	Automatic Gain Control	:	Required

Page 30 of 78	Effective from 20.05.2021	RDSO/SPN/TC/65/2021	Version 6.0
---------------	---------------------------	---------------------	-------------

xxiv.	Back light Compensation (BLC) or High Light Compensation (HLC)	:	Required.
xxv.	Automatic White Balance	:	Required
xxvi.	Wide Dynamic Range (WDR)	:	≥ 120 dB
xxvii.	Two way/ Bi-directional Audio Input / Output	:	Required
xxviii.	Alarm Inputs / outputs	:	1 input & 1 output
xxix.	Input Voltage	:	Power should be drawn on PoE, 220V AC Voltage (Nominal) / 24V AC or DC/12V DC
xxx.	PoE	:	IEEE 802.3af/ at compliant
xxxi.	Operating Temperature	:	0°C to +50°C
xxxii.	Humidity	:	20 to 80% RH non-condensing
xxxiii.	Enclosure Protection	:	Vandal proof as per IK 10 standards and Impact resistant Aluminium enclosure with IP66 or NEMA-4 or better with suitable mounting accessories.
xxxiv.	MAC Address	:	The MAC address of the IP Cameras must be registered in the name of OEM supplying the Cameras.
xxxv.	MTBF	:	Mean Time Between Failure (MTBF) calculated at 40°C should not be less than 1,00,000 hours.
xxxvi.	Interoperability/ ONVIF Compliance	:	ONVIF Profile „S’ & „G’ or interoperability compliance as per Clause 3.2. SDK is to be shared with the purchaser for integration purposes.
xxxvii.	Regulatory Approvals/ Certifications	:	BIS/UL/EN/CE/IEC certification for Safety and BIS/CE/FCC Certifications for EMC & Immunity. Note: The Regulatory Approvals/ Certifications are to be provided from NABL/NABCB accredited Labs or internationally reputed and accredited Labs/Agencies.
xxxviii.	Security Verification Certification	:	The Full HD Fixed Dome Type IP Colour Camera shall have security features which can be deployed meeting the security assurance requirements as per relevant clauses / paras mutually decided by Purchaser & STQC (or other Govt. agency as per note below) regarding “Appendix C of OWASP: Internet of Things Verification Requirements” of

Signature Not  
Verified

Digitally signed by  
JAGDISH PRASAD  
MEENA  
Date: 2024.12.02  
11:06:43 IST  
Reason: IREPS-CRIS  
Location: New Delhi

Page 31 of 78	Effective from 20.05.2021	RDSO/SPN/TC/65/2021	Version 6.0
---------------	---------------------------	---------------------	-------------

		OWASP Application Security Verification Standard version 4.0 - Level 2 for CCTV with relevant and equivalent safeguards.  Note: The Regulatory Approvals / Certifications are to be provided from STQC (Ministry of Electronics & Information Technology) or any other Government Agency from the list of CERT-In empanelled Information Security Auditing Organization.
--	--	--

## 7.0 Full HD PTZ (Pan, Tilt, Zoom) IP Colour Camera:

The Full HD PTZ (Pan, Tilt, Zoom) IP Colour Camera shall have the following minimum specifications:-

S. No.	Parameter	: Specification
i.	Image Sensor	: 1/2.8" or larger, Progressive scan, CMOS sensor
ii.	Pixels	: 2.0 Mega Pixel Full HD (1920x1080)
iii.	Video Compression	: H.265 or higher
iv.	Streaming Capability	: Four (4) H.265 or higher Streams
v.	Video resolutions	: a) For Main stream: i)1920x1080 (Full HD). ii)Configurable from Full HD to other HD/SD resolutions. b) For Second Stream: Configurable from Full HD to other HD/SD resolutions or Configurable from HD to D1 resolution. c) For Third & Fourth Stream: VGA or CIF or QVGA or QCIF resolutions.
vi.	Resolution and Frame Rate	: Full HD @ 25 FPS with H.265 or higher compression on one stream. FHD / HD / D1@ 25 FPS with H.265 or higher compression on 2nd stream. VGA or CIF or QVGA or QCIF @ 15 FPS with H.265 or higher compression on 3rd & 4th stream.
vii.	Minimum Illumination :	
	a) Colour Mode	: 0.5 Lux
	b) Night Mode (Black & White)	: 0.05 Lux
viii.	Shutter speed	: Maximum shutter speed should be 1/8000 sec or higher.
ix.	Signal to Noise	: ≥ 45 dB

Page 32 of 78	Effective from 20.05.2021	RDSO/SPN/TC/65/2021	Version 6.0
---------------	---------------------------	---------------------	-------------

	Ratio		
x.	Video Standard	:	PAL
xi.	Lens	:	a) Optical zoom 36x or better IR corrected lens suitable for Full HD PTZ Camera. b) Focal length of lens: Upper range shall be 125 mm or higher. c) 3 m minimum object distance, IR corrected Lens
xii.	Digital zoom	:	12x or better
xiii.	Infra-Red	:	Built-in Infra-Red Illuminator with range 250 m or more
xiv.	Focus & Iris	:	Automatic with manual override
xv.	Pan/Tilt adjustment	:	360° continuous pan; 0° to 90° tilt from horizontal plane
xvi.	Preset speed	:	90°/sec $\pm$ 0.5° accuracy
xvii.	Pan/Tilt speed	:	1°/sec to 90°/sec
xviii.	Sector Blanking	:	Required. Camera 360-degree pan rotation to be divided in 8 sectors and any sector shall be blanked as required by the operator
xix.	Preset Titling	:	The Camera shall allow the storage of up to 99 preset scenes with each preset programmable for 16-character titles
xx.	Data rate	:	Shall work on 3 Mbps bit rate or less average for Full HD@ 25 FPS at Variable bit rate (VBR) on individual (Single) stream with H.265 or higher Video Compression. The camera shall also support Constant Bit Rate (CBR).
xxi.	Video Streaming	:	Unicast and Multicast streams
xxii.	Text Superimposing	:	Camera shall support superimposing the title and date & time on the video
xxiii.	Edge Storage	:	Edge Storage slot suitable for 128 GB SD/SDHC/SDXC memory or higher along with memory card.
xxiv.	Activity Controlled Video Recording	:	Required. During periods of negligible motion, the bits rate shall drop and when motion occurs, the bit rate shall return to normal without any perceptible delay.
xxv.	Network Connectivity	:	Ethernet, 10/100 Base T
xxvi.	Discovery Interface	:	OEM interface to detect the Camera automatically and configure network settings
xxvii.	Network Protocols	:	Suitable and required network protocol stack to work Camera in TCP/IP based Ethernet network environment. (As required for system working)



Page 33 of 78	Effective from 20.05.2021	RDSO/SPN/TC/65/2021	Version 6.0
---------------	---------------------------	---------------------	-------------

xxviii.	Web Server	:	Internal Web server required with embedded operating system.
xxix.	Automatic Gain Control	:	Required
xxx.	Back light Compensation (BLC) or High Light Compensation (HLC)	:	Required
xxxi.	Automatic White Balance	:	Required
xxxii.	Wide Dynamic Range (WDR)	:	≥ 120 dB
xxxiii.	Two way/ Bi-directional Audio Input / Output	:	Required
xxxiv.	Alarm Inputs / outputs	:	1 input & 1 output
xxxv.	Input Voltage	:	Power should be drawn on PoE, 220V AC Voltage (Nominal) / 24V AC or DC/ 12VDC
xxxvi.	PoE	:	IEEE 802.3af/ at compliant
xxxvii.	Operating Temperature	:	0°C to + 50°C
xxxviii.	Humidity	:	20 to 80% RH non-condensing
xxxix.	Enclosure Protection	:	Vandal Proof as per IK 10 standards and Impact Resistant Aluminium enclosure with IP66 or NEMA-4 or better with suitable mounting accessories.
xl.	Interoperability/ ONVIF Compliance	:	ONVIF Profile „S’ & „G’ or interoperability compliance as per Clause 3.2. SDK is to be shared with the purchaser for integration purposes.
xli.	MAC Address	:	The MAC address of the IP Cameras must be registered in the name of OEM supplying the Cameras.
xlii.	MTBF	:	Mean Time Between Failure (MTBF) calculated at 40°C should not be less than 1,00,000 hours.
xliii.	Regulatory Approvals/ Certifications	:	BIS/UL/EN/CE/IEC certification for Safety and BIS/CE/FCC Certifications for EMC & Immunity. Note: The Regulatory Approvals/ Certifications are to be provided from NABL/NABCB accredited Labs or internationally reputed and accredited Labs/Agencies.

Signature Not  
Verified

Digitally signed by  
JAGDISH PRASAD  
MEENA  
Date: 2024.12.02  
11:06:43 IST  
Reason: IREPS-CRIS  
Location: New Delhi

Page 34 of 78	Effective from 20.05.2021	RDSO/SPN/TC/65/2021	Version 6.0
---------------	---------------------------	---------------------	-------------

xliv.	Security Verification Certification	:	<p>The Full HD PTZ (Pan,Tilt,Zoom) IP Colour Camera shall have security features which can be deployed meeting the security assurance requirements as per relevant clauses / paras mutually decided by Purchaser &amp; STQC (or other Govt. agency as per note below) regarding "Appendix C of OWASP: Internet of Things Verification Requirements" of OWASP Application Security Verification Standard version 4.0 - Level 2 for CCTV with relevant and equivalent safeguards.</p> <p>Note: The Regulatory Approvals / Certifications are to be provided from STQC (Ministry of Electronics &amp; Information Technology) or any other Government Agency from the list of CERT-In empanelled Information Security Auditing Organization.</p>
-------	-------------------------------------	---	---

## 8.0 Digital Keyboard:

- 8.1 The Digital Keyboard shall be fully functional, multipurpose keyboard used for controlling of connected PTZ Camera.
- 8.2 Digital Keyboard shall include an integral variable speed Pan,Tilt,Zoom joystick and shall be able to select PTZ Camera.
- 8.3 Digital Keyboard shall support RS-232/RS-485 or Ethernet or USB port connectivity and shall be supplied along requisite interface units.
- 8.4 Digital Keyboard shall be of same make as PTZ Camera.
- 8.5 The Digital Keyboard shall be able to withstand 0°C to + 50°C temperature and Humidity of 20 to 80% RH non-condensing.
- 8.6 The Digital Keyboard shall have BIS/UL/EN/CE/IEC certification for Safety and BIS/CE/FCC Certifications for EMC & Immunity. The Regulatory Approvals/ Certifications are to be provided from NABL/NABCB accredited Labs or internationally reputed and accredited Labs/Agencies.

## 9.0 Large Format Display Monitor:

- 9.1 Large Format Display Monitors shall be used for displaying multiple Camera videos in conjunction with viewing workstation. These monitors shall be suitable for 24x7 (round the clock) use.

One such Monitor shall display minimum 16 Cameras on a single unit. Selection of these Cameras shall be as per software specifications.

Page 35 of 78	Effective from 20.05.2021	RDSO/SPN/TC/65/2021	Version 6.0
---------------	---------------------------	---------------------	-------------

- 9.3 Large Format Display Monitors shall be LED backlit type and shall have the following minimum specifications:

S. No.	Parameter	:	Specification
i.	Screen Size	:	55" (inches) or larger
ii.	Video Resolution	:	Full HD (1920 x 1080)
iii.	Brightness	:	350cd/m <sup>2</sup> or above
iv.	Contrast Ratio	:	1100:1
v.	Viewing angle (H/V)	:	170 <sup>0</sup>
vi.	Response Time	:	≤ 12 ms
vii.	Digital Input	:	HDMI
viii.	Analog Input	:	RGB/VGA/BNC
ix.	USB Port	:	01 no.
x.	External Control	:	RJ45
xi.	Display Control	:	Monitor control on screen display, programmable with remote.
xii.	Regulatory Approvals/ Certifications	:	BIS/UL/EN/CE/IEC certification for Safety and BIS/CE/FCC Certifications for EMC & Immunity.

**10.0 Server / Workstation Hardware and Network Video Recorders (which should be able to work 24x7, 365 days):**

**10.1 Server / Workstation Hardware (which should be able to work 24x7, 365 days):**

- 10.1.1 Server / Workstation (which should be able to work 24x7, 365 days) hardware for Video Management & Recording, Command Control Centre Software, Artificial Intelligence (AI) enabled Video Analytics and Face Recognition Software shall have the following minimum specifications:

**10.1.1.1 Minimum Hardware for Video Management & Recording of 32/64/128 Cameras. Minimum Hardware requirements for Command Control Centre Software shall also be similar to following:**

S. No.	Parameter	Specification
i.	Processor	Latest Generation x86 Intel / AMD Processor
ii.	No. of Cores & No. of Processors	Minimum 8 Cores in Single Processor or 2 nos. of 4 Core Processor (Dual Socket)
iii.	No. of Threads	2 Threads per Core
iv.	Frequency	2.1 GHz or higher
v.	Memory	16 GB or higher, DDR4 SDRAM or latest.
vi.	Operating System	Windows Operating System or Linux, latest with required no. of Client licenses as specified by the purchaser.
vii.	LAN/ Ethernet	Onboard/ on slot Gigabit Ethernet (RJ45) with Load

Page 36 of 78	Effective from 20.05.2021	RDSO/SPN/TC/65/2021	Version 6.0
---------------	---------------------------	---------------------	-------------

		Balancing and Fail over Support, IPv6 compliant. (Minimum 2 nos. of 1G ports should be available)
viii.	Interface type	FC or iSCSI or SAS or FCoE or Ethernet interface for connecting External Storage device.
ix.	Hard Disk Drive	Hot Pluggable Enterprise SATA HDDs / Hot Pluggable SSD or SAS (10000 RPM or higher for SAS) HDD, 4x600 GB, with minimum 06 nos. or higher internal drive bays. (Storage may be built-in in case of 32 nos. of cameras for VMS.)
x.	HDD RAID Controller	Hardware based - SATA / SAS / SSD - RAID Controller with RAID 0/1/5 configuration.
xi.	DVD R/W Drive (internal) & USB Ports	Required
xii.	USB/ PS/2 mouse and keyboard	Required
xiii.	Power Supply	Dual and Redundant Power Supply
xiv.	Should be able to run 24x7 at ambient room temperature of 27 °C.	
xv.	Chassis Type	19" Rack mountable with sliding rails and fittings to install into a Rack.
xvi.	Regulatory Approvals/ Certifications	BIS/UL/EN/CE/IEC certification for Safety and BIS/CE/FCC Certifications for EMC & Immunity.

Note: Video Management and Video Recording of 32/64/128 nos. of Full HD Cameras or 8/16/32 numbers of 4K UHD Cameras or a mix of both on pro-rata basis or more no. of Cameras

#### 10.1.1.2 Minimum Hardware for Artificial Intelligence (AI) enabled Video Analytics (one each for 32 nos. of Cameras):

S. No.	Parameter	Specification
xvii.	Processor	Latest Generation x86 Intel / AMD Processor
xviii.	No. of Cores & No. of Processors	Minimum 4 Core Processor in single processor
xix.	No. of Threads	2 Threads per Core
xx.	Frequency	2.1 GHz or higher
xxi.	Memory	8GB or higher DDR4 SDRAM or latest and recommended GPU card
xxii.	Operating System	Windows Operating System or Linux, latest with required no. of Client licenses as specified by the purchaser.
xxiii.	LAN/ Ethernet	Onboard/ on slot Gigabit Ethernet (RJ45) with Load Balancing and Fail over Support, IPv6 compliant. (Minimum 2 nos. of 1G ports should be available)
xxiv.	Interface type	FC or iSCSI or SAS or FCoE or Ethernet interface for connecting External Storage device.
xxv.	Hard Disk Drive	Hot Pluggable Enterprise SATA HDDs / Hot

Page 37 of 78	Effective from 20.05.2021	RDSO/SPN/TC/65/2021	Version 6.0
---------------	---------------------------	---------------------	-------------

		Pluggable SSD or SAS (10000 RPM or higher for SAS) HDD, 4x600 GB, with minimum 06 nos. or higher internal drive bays. (Storage may be built-in in case of 32 nos. of cameras for VMS.)
xxvi.	HDD RAID Controller	Hardware based - SATA / SAS / SSD - RAID Controller with RAID 0/1/5 configuration.
xxvii.	DVD R/W Drive (internal) & USB Ports	Required
xxviii.	USB/ PS/2 mouse and keyboard	Required
xxix.	Power Supply	Dual and Redundant Power Supply
xxx.	Should be able to run 24x7 at ambient room temperature of 27 °C.	
xxxi.	Chassis Type	19" Rack mountable with sliding rails and fittings to install into a Rack.
xxxii.	Regulatory Approvals/ Certifications	BIS/UL/EN/CE/IEC certification for Safety and BIS/CE/FCC Certifications for EMC & Immunity.

#### 10.1.1.3 Minimum Hardware for FRS (One each for minimum 4 numbers of Cameras):

S. No.	Parameter	Specification
i.	Processor	Latest Generation x86 Intel / AMD Processor
ii.	No. of Cores & No. of Processors	Minimum 16 Cores in Single Processor or 2 nos. of 8 Core Processor (Dual Socket)
iii.	No. of Threads	2 Threads per Core
iv.	Frequency	2.1 GHz or higher
v.	Memory	32 GB or higher DDR4 SDRAM or latest and recommended GPU card.
vi.	Operating System	Windows Operating System or Linux, latest with required no. of Client licenses as specified by the purchaser.
vii.	LAN/ Ethernet	Onboard/ on slot Gigabit Ethernet (RJ45) with Load Balancing and Fail over Support, IPv6 compliant. (Minimum 2 nos. of 1G ports should be available)
viii.	Interface type	FC or iSCSI or SAS or FCoE or Ethernet interface for connecting External Storage device.
ix.	Hard Disk Drive	Hot Pluggable Enterprise SATA HDDs / Hot Pluggable SSD or SAS (10000 RPM or higher for SAS) HDD, 4x600 GB, with minimum 06 nos. or higher internal drive bays. (Storage may be built-in in case of 32 nos. of cameras for VMS.)
x.	HDD RAID Controller	Hardware based - SATA / SAS / SSD - RAID Controller with RAID 0/1/5 configuration.
xi.	DVD R/W Drive	Required

Page 38 of 78	Effective from 20.05.2021	RDSO/SPN/TC/65/2021	Version 6.0
---------------	---------------------------	---------------------	-------------

	(internal) & USB Ports	
xii.	USB/ PS/2 mouse and keyboard	Required
xiii.	Power Supply	Dual and Redundant Power Supply
xiv.	Should be able to run 24x7 at ambient room temperature of 27 °C.	
xv.	Chassis Type	19" Rack mountable with sliding rails and fittings to install into a Rack.
xvi.	Regulatory Approvals/ Certifications	BIS/UL/EN/CE/IEC certification for Safety and BIS/CE/FCC Certifications for EMC & Immunity.

10.1.2 Server / Workstation (which should be able to work 24x7, 365 days) specifications for Face Recognition Software will be same as per clause no. 10.1.1.3 with any other additional items (like: recommended GPU of any make) which can fulfill FRS requirement.

10.1.3 One 17-inch Monitor or as specified by the purchaser with Keyboard, Mouse, KVM Switch along with associated accessories shall be provided for each Rack for Servers or Workstation (which should be able to work 24x7, 365 days).

## 10.2 Network Video Recorder (NVR):

10.2.1 The Network Video Recorders shall have the following minimum specifications or otherwise as specified by the purchaser:

S. No.	Parameters	Specifications		
		32 Channel NVR	64 Channel NVR	128 Channel NVR
i.	Channels	32 nos.	64 nos.	128 nos.
ii.	Video Management and Recording	One 32/64/128 Channel NVR shall support Video Management and Recording of 32/64/128 nos. of Full HD Cameras or 8/16/32 nos. of 4K UHD Cameras, respectively or a mix of both on pro-rata basis with required Storage		
iii.	Recording Bandwidth	The Average Recording Bandwidth shall be @ 3 Mbps per channel for Full HD Camera. The maximum recording bandwidth shall be as below:		
		256 Mbps or higher	320 Mbps or higher	576 Mbps or higher
		The NVR should be able to record all channels simultaneously at FHD resolution.		
iv.	Storage Capacity (Built in)	As specified in Clause no. 2.8 of the specification.		



Page 39 of 78	Effective from 20.05.2021	RDSO/SPN/TC/65/2021	Version 6.0
---------------	---------------------------	---------------------	-------------

v.	Video Playback	16 Channels Simultaneously @ Full HD or higher
vi.	Power Supply	Dual and Redundant Power Supply
vii.	Should be able to run 24x7 at ambient room temperature of 27 °C.	
viii.	Camera Type	IP, 2 Mega Pixel Full HD (1920x1080) and 8.0 Megapixel Ultra HD (3840x2160) Cameras
ix.	Recording Resolution and Frame Rate	Support Full HD (1920x1080) @ 25 FPS and 8.0 Megapixel Ultra HD (3840x2160) @ 25 FPS depending on Camera
x.	Supported Image Resolution	Support SD resolutions, HD resolution, Full HD resolution and Ultra HD resolution depending on Camera
xi.	Operating System	Embedded Windows or Linux
xii.	Video Compression	MJPEG/ H.265 or higher
xiii.	Drive	SATA/SAS HDD, 7200 RPM or higher or SSD
xiv.	Network Protocols	Suitable and required network protocol stack to work Camera in TCP/IP based Ethernet network environment. (as required for system working)
xv.	Discovery Interface	OEM interface to detect the camera automatically and configure network settings
xvi.	Network Interface	Ethernet, 10/100/1000 Base T or 10/100/1000 Base X ports
xvii.	Video Output/ Interface (Optional)	HDMI or VGA
xviii.	USB Interface	Required
xix.	Monitoring	USB Mouse Control, Digital Keyboard Control
xx.	Chassis Mounting	19" Rack Mounted
xxi.	Software Features	Video Management Software & Graphic User Interface Client Software and Video Recording Software shall be as per Clause no. 18.1, 18.2 and 18.3 of Software Requirement of the specification.
xxii.	Interoperability/ ONVIF Compliance	ONVIF Profile „S’& „G’ or interoperability compliance as per Clause 3.2.
xxiii.	Regulatory Approvals/ Certifications	BIS/UL/EN/CE/IEC certification for Safety and BIS/CE/FCC Certifications for EMC & Immunity. Note: The Regulatory Approvals/ Certifications are to be provided from NABL/NABCB accredited Labs or internationally reputed and accredited Labs/Agencies.

## 10.2.2

One 17-inch Monitor or as specified by the purchaser with Keyboard, Mouse, KVM Switch along with associated accessories shall be provided for each Rack for NVRs.

Page 40 of 78	Effective from 20.05.2021	RDSO/SPN/TC/65/2021	Version 6.0
---------------	---------------------------	---------------------	-------------

## 11.0 PC Workstation:

11.1 PC Workstations (One Workstation shall be required for two nos. of Large Format Display Monitors) shall be provided for viewing Cameras in multi-screen mode on Large Format Display Monitors.

11.2 The PC Workstation shall have the following minimum specifications:

S. No.	Parameter	:	Specification
i.	Processor	:	Latest generation x86 Intel Processor/ AMD Processor
ii.	No. of Cores	:	4 Cores or higher
iii.	No. of Threads	:	8
iv.	Frequency	:	3.0 GHz or higher
v.	Cache	:	10 MB
vi.	Memory	:	16 GB or higher DDR4 SDRAM or latest
vii.	Operating System	:	Windows Operating System or Linux, latest
viii.	LAN/ Ethernet	:	10/100/1000 base T, Onboard/ on slot Gigabit Ethernet (RJ45), IPv6 compliant.
ix.	Graphics Card	:	One no. of dual Port 4 GB NVIDIA Quadro Graphic Card or dual Port 4 GB AMD Radeon Pro WX Graphic Card or similar with Full HD and 4K UHD resolution display support.
x.	Hard Disk Drive	:	2 x 500GB : SATA (5400 RPM or higher) / SSD
xi.	RAID Controller	:	RAID Controller with RAID 0/1 configuration.
xii.	DVD R/W Drive & USB Ports	:	Required
xiii.	USB/ PS/2 mouse and keyboard	:	Required
xiv.	Regulatory Approvals/ Certifications	:	BIS/UL/EN/CE/IEC certification for Safety and BIS/CE/FCC Certifications for EMC & Immunity.

11.3 4K UHD LED Monitor of 24-inch size or as specified by the purchaser shall be provided along with PC Workstation.

## 12.0 External Storage Device:

12.1 The Storage Capacity of External Storage Device shall be as specified in Clause no. 2.8 of the specification.

12.2 External Storage Device shall have the following minimum specifications:

Page 41 of 78	Effective from 20.05.2021	RDSO/SPN/TC/65/2021	Version 6.0
---------------	---------------------------	---------------------	-------------

S. No.	Parameter	:	Specification
i.	Mounting	:	19" Rack Mounted
ii.	Processor	:	Latest Intel/AMD processor.
iii.	No. of Controllers	:	02 nos. in redundant mode.
iv.	Host interface Type	:	FC or iSCSI or SAS or FCoE or Ethernet
v.	No of Host interface	:	08
vi.	Drive	:	The drive shall only be SAS HDD, 7000 RPM or higher (NL-SAS is not acceptable).
vii.	Cache	:	8GB per Controller
viii.	Storage scalability	:	240 TB Raw or higher as per site requirement
ix.	Power Supply and FAN	:	Dual, Redundant
x.	RAID configuration	:	RAID 5/6
xi.	Virtual Drives/ LUN	:	Maximum 256 virtual drives
xii.	Hot Spare Disk	:	It shall provide at least one hot spare disk.
xiii.	Regulatory Approvals/ Certifications	:	BIS/UL/EN/CE/IEC certification for Safety and BIS/CE/FCC Certifications for EMC & Immunity.

**13.0 Core Switch:** The Core Switch shall have the following minimum specifications:-

S. No.	Specification
1.	20x10G SFP+ port and Additional 4x10G (minimum) BASE-T/SFP+ combo ports.
2.	Should have RJ-45 console ports for out - of - band CLI management
3.	One USB Port for easy management for images and configuration files, that can be copied to and from the NVRAM of the Switch
4.	Port Standards & Functions: IEEE 802.3 10BASE-T Ethernet, IEEE 802.3u 100BASE-TX Fast Ethernet, IEEE 802.3ab 1000BASE-T Gigabit Ethernet, 802.3ae 10 GbE, 802.3an 10GBASE-T, IEEE 802.3x Flow Control for Full-Duplex Mode, Auto-negotiation
5.	Should have AC power supply arrangement as given without any external adaptors with redundant power supply: AC power supply 100 to 240 V AC with 50 to 60 Hz.
6.	Switching Capacity should be 480 Gbps or more as per port configuration
7.	64-byte Packet Forwarding rate should be 357 Mpps or more as per port configuration
8.	MAC Address Table should be 48K or more.
9.	Should have 802.1D STP, 802.1w RSTP and 802.1s MSTP Spanning Tree Protocol.
10.	Should support Loop guard and Root guard & Loop Back detection
11.	Should support 802.1AX / 802.3ad Link Aggregation Protocol
12.	Should support 4K VLAN Groups and configurable VLAN ID: 0 to 4094 VID's

Page 42 of 78	Effective from 20.05.2021	RDSO/SPN/TC/65/2021	Version 6.0
---------------	---------------------------	---------------------	-------------

13.	Should support Port-based VLAN, 802.1v VLAN, Double VLAN (Q-in-Q), Voice VLAN, VLAN trunking, IEEE 802.1Q Tagged VLAN protocol
14.	Should supports 256 IP interfaces.
15.	Should support Loopback Interface.
16.	Should support VRRPV2 and V3.
17.	Should have 4K hardware routing entries for IPv4/IPv6.
18.	Should support Static Route, Default Route, RIP and Policy-based Route (PBR) for IPv4 and IPv6, OSPF for IPv4 and IPv6, PIM-DM/SM/SM v6/SSM/SDM, IGMPv1/v2/v3.
19.	Should support 802.1p Quality of Service with 8 queues per port.
20.	Should support Queue Handling with Strict Priority Queue, Weighted Round Robin/ Shaped Round Robin/ Deficit Round Robin (DRR), SPQ + WRR/SRR and Weighted Deficit Round Robin (WDRR).
21.	Should support QoS based on 802.1p Priority Queues, MAC address, IP address, IPv6 traffic class, IPv6 Flow Label, DSCP, VLAN, TCP/UDP port, ToS/IP Preference, Switch port, Ether Type and Protocol type.
22.	Should support Ingress and Egress ACL.
23.	Should support Access Control List based on 802.1p priority, Protocol type, MAC address, VLAN, Ether type, TCP/UDP port number, DSCP, IP address, IPv6 Traffic Class and IPv6 flow label.
24.	Should have Port Security with 1K or higher MAC addresses per port.
25.	Support per port Broadcast/Multicast/Unicast Storm Control.
26.	Require Dynamic ARP Inspection and ARP Spoofing Prevention.
27.	Should have SSH and SSL for IPv4 and IPv6.
28.	Should support DHCPv6 Guard, IPv6 Route Advertisement (RA) Guard and IPv6 ND Inspection, BPDU Attack Protection, Duplicate Address Detection (DAD)
29.	Should support Compound Authentication with multiple option, which should include 802.1X Port based, 802.1X Host based MAC for access control.
30.	Should support RADIUS and TACACS+ authentication with Authentication Database Failover.
31.	Able to manage through Web-GUI, Fully functional CLI interface and Telnet.
32.	Should support SNMP v1, v2c, v3 and SNMP Traps and RMON v1 and RMON v2.
33.	Should have multiple Image and configuration file support to reduce down time for the switches.
34.	Should support sFlow (RFC3176) or Netflow for monitoring traffic in data networks.
35.	Should have SNTP/NTP protocol for time synchronization.
36.	Should support LLDP or LLDP-MED.
37.	AC Input: 100 to 240V AC, 50Hz internal universal power supply.
38.	Operating Temp.: 0 °C to 50 °C.
39.	It should have safety certificates as per BIS/UL/IEC/EN 60950.
40.	The switch should have EMC certification as per BIS/EN/CE/FCC standards

Page 43 of 78	Effective from 20.05.2021	RDSO/SPN/TC/65/2021	Version 6.0
---------------	---------------------------	---------------------	-------------

41.	Switch should be supplied with the all necessary hardware accessories like Power cord, Rack-mount bracket, Installation Guide, etc. and necessary software image file to fulfill all above mention feature set from day 1.
-----	--

**14.0 (I) Aggregation Switch:** The Aggression Switch shall have following minimum specifications:-

S. No.	Specification
1.	Should have minimum 24 x GE SFP based ports
2.	Should have minimum 4 nos. SFP+ based 10 GE ports.
3.	Should have at least 64 Gbps full duplex line rate traffic.
4.	Should have support for 802.3x flow control.
5.	Should support 802.1D spanning tree control/RSTP support and MSTP support.
6.	Should support management features viz. Web-based GUI/SSH, SNMP, TFTP Client System Log.
7.	Should support Auto MDI-II/MDI-X uplink for all the twisted pair ports.
8.	Should support 802.1Q VLAN, 802.1p Priority queues.
9.	Should support port mirroring, jumbo frame & should have at least 16K MAC address
10.	Should support console port and telnet-based management.
11.	Should have AC power supply arrangement as given below in chassis without any external adaptors with redundant power supply (RPS): AC power supply 100 to 240 V AC with 50 to 60 Hz.
12.	Should support Port-based VLAN, 802.1Q Tagged VLAN along with Management VLAN.
13.	Should support ITU-T G.8032 Ethernet Ring protection for Loop Protection and fast convergence time (Sub 50 ms) in ring topologies/ IEEE 802.1W RSTP for Sub Second failover. Industry Standard IEEE 802.1W RSTP is standard for Ring /STP topology.
14.	Switch should support Surge Protection on power input as per requirement at Indian Railway Station.
15.	Should support Quality of Service (QoS) features viz. Priority Queue, Class of Service (CoS), Rate Limiting (Bandwidth Control), Strict Priority Queue (SPQ), Weighted Round Robin (WRR) or better, DOS attack prevention.
16.	IPv6 feature should be ready from day 1.
17.	Minimum Operating Temperature 0 to 50 degree.
18.	It should have safety certificates as per BIS/UL/IEC/EN 60950. The switch should have EMC certification as per BIS/EN/CE/FCC standards.
19.	Switch shall be with Rack Mountable clamps for standard 19-inch rack mountable.
20.	The Switch shall be designed for continuous operations.
21.	Should support port Trunking of at least 2 Nos. GE/10GE ports.

Page 44 of 78	Effective from 20.05.2021	RDSO/SPN/TC/65/2021	Version 6.0
---------------	---------------------------	---------------------	-------------

22	Switch should support LLDP or similar functionality.
23	Should support following security features viz.: i) SSL (HTTPS)/SSH, ii) Broadcast/Multicast/Unicast Storm Control, iii) DoS Attack Prevention/ DAI
24	Switch should support following SNMP traps or syslog i) Interface UP & Down ii) Optical Power SFP threshold alarms iii) STP Topology Changes and New root bridge iv) LLDP table changes

**14.0 (II) Layer 2 Switches (24 ports):** The PoE and Non-PoE Layer 2 Switches shall have following minimum specifications:-

S. No.	Specification
1.	The Switch Should have: a. 24 x 10/100/1000 BASE-T PoE ports • 4 x 1G (minimum) SFP+ ports with minimum PoE Power Budget of 370W or better. or b. Non-PoE 24 x 10/100/1000 BASE-T ports • 4 x 1G (minimum) SFP+ ports.
2.	Switching capacity should be 56 Gbps or better; forwarding rate 41.7 MPPS or better
3.	Should have support for 802.3x flow control.
4.	Should support 802.1D spanning tree control / RSTP support, sflow or netflow.
5.	Should support management features like Web-based GUI, SNMP, TFTP Client, System Log, DHCP/BootP.
6.	Should support Auto MDI-II/MDI-X uplink for all the twisted pair ports.
7.	Should support for 802.1Q VLAN, 802.1p Priority queues.
8.	Should support port mirroring.
9.	Should support jumbo frame.
10.	Should support console port or telnet and web GUI based management.
11.	Should have AC power supply arrangement as given below in chassis without any external adaptors with redundant power supply: AC power supply 100 to 240 V AC with 50 to 60 Hz.
12.	Should support at least 16000 entries in the MAC table.
13.	Should support Port-based VLAN, 802.1Q Tagged VLAN & Voice VLAN along with Management VLAN.
14.	Should support spanning-tree root guard or similar functionality.
15.	Should support spanning-tree Port Fast guard for fast convergence or similar functionality.
16.	Should support security features like SSL (HTTPS)/SSH, Broadcast/Multicast/Unicast Storm Control, DoS Attack Prevention.
17.	Should support Quality of Service (QoS) like Priority Queue, Class of Service (CoS), Rate Limiting (Bandwidth Control), Strict Priority Queue (SPQ),



Page 45 of 78	Effective from 20.05.2021	RDSO/SPN/TC/65/2021	Version 6.0
---------------	---------------------------	---------------------	-------------

	Weighted Round Robin (WRR)/ Shaped Round Robin (SRR).
18.	IPv6 feature should be ready from day 1.
19.	Switch shall be with Rack Mountable clams for standard 19-inch rack mountable.
20.	Minimum Operating Temperature 0 to 50°C.
21.	Switch should support LLDP or similar functionality.
22.	Switch should have EMI CERTIFICATE as per BIS/EN/FCC/CE.
23.	Switch should have SAFETY CERTIFICATE as per BIS/UL/ IEC/EN 60950
24.	Switch should support following SNMP traps or syslog: i) Interface UP & Down ii) Optical Power SFP threshold alarms iii) STP Topology Changes and New root bridge iv) LLDP table changes v) Threshold alarms for Temperature
25	Should support following for min. 64 Groups: i) IGMP Snooping, ii) IGMP v1/v2/v3 awareness Snooping, iii) IGMP Snooping Queried

**14.0 (III) Field Switches:** The Field Switches shall have following minimum specifications:-

S. No.	Specification	
	Field Switches (8 Ports)	Field Switches (4 Ports)
1.	Switch Should Support 8 10/100 BASE-T PoE and 2 SFP 1000 Mbps Uplink ports	Switch Should Support 4 10/100 BASE-T PoE and 2 SFP 1000 Mbps Uplink ports
2.	Switch Should Support Min. 20 Gbps Switching Capacity and Maximum 64 Byte Packet Forwarding Rate is 14.88 MPPS. Switch Should Support 4K VLAN ID's, Min 256 static VLAN and Voice & Video VLAN	Switch Should Support Min. 10 Gbps Switching Capacity and Maximum 64 Byte Packet Forwarding Rate is 7.44 MPPS
3.	Switch Should Support IEEE 802.3af & at compliance (for PoE ports) and minimum 120W Power Budget.	Switch Should Support IEEE 802.3af & at compliance (for PoE ports) and minimum 60W Power Budget.
4.	Switch should support surge protection of 2kV as per IEC/EN 61000-4-5	
5.	Switch should support IGMP Snooping v1, v2 and MLD snooping v1/v2	
6.	Switch shall support IEEE 802.1AB Link Layer Discovery Protocol (LLDP) or LLDP-MED.	
7.	Switch should support Port Mirroring One to one/Many to One	
8.	Switch should support Quality of Service (QoS), 802.1p, Strict, Weighted Round Robin (WRR)/ Shaped Round Robin (SRR) scheduling.	
9.	Switch should support Access Control List (ACL), Port Base, MAC Base, IP Based, L2 & L3 ACL (IPv4 and IPv6)	

Signature Not  
Verified

Digitally signed by  
JAGDISH PRASAD  
MEENA  
Date: 2024.12.02  
11:06:43 IST  
Reason: IREPS-CRIS  
Location: New Delhi

Page 46 of 78	Effective from 20.05.2021	RDSO/SPN/TC/65/2021	Version 6.0
---------------	---------------------------	---------------------	-------------

10.	Switch Should Support Security Features like Broadcast/Multicast/Unicast Storm Control, Traffic segmentation, TLS, DoS attack prevention, 802.1X Port-based Access Control , Port Security, ARP Spoofing Prevention, DHCP Server Screening, IP-MAC-Port Binding, ARP Inspection, DHCP Snooping, 802.1X Authentication local/RADIUS database (IPv4 & IPv6), port-based access control.
11.	Switch Should Support features IPv4 & IPv6 Inspection, SSH v2 feature, Flow Control governed by IEEE 802.3x.
12.	Switch Should Support Management thru console Port/Web-based/CLI.
13.	Switch Should Support SNMP v1/v2c/v3.
14.	Operating temperature/ Humidity: 0°C to 50°C, 10%-90% non-condensation.
15.	The switch should work on 100-240V AC, 50Hz power supply.
16.	Switch should have EMI CERTIFICATE as per BIS/EN/FCC/CE.
17.	Switch should have SAFETY CERTIFICATE as per BIS/UL/ IEC/EN 60950.

### 15.0 Wireless Transmitter/Receiver Unit:

- 15.1 Wireless Transmitter/Receiver Unit shall be used to send IP video signals from Cameras to central location switch from extreme areas like yards, foot over bridges and any other area in the station where cabling is difficult to install & maintain.
- 15.2 Wireless Transmitter/Receiver Unit shall be compact in design and shall be easily integrated with Fixed Cameras and PTZ Cameras. It shall enable digital transmission of both video & data for PTZ control over the same frequency channel.
- 15.3 Outdoor Unit of Transmitter/Receiver Unit shall be with enclosure of rating IP66 / NEMA 4 or better with all external connector for easy installation.
- 15.4 Wireless Transmitter/Receiver Unit shall have the following minimum specifications:

S. No.	Parameter	Specification
i.	Frequency Range (License Free Band)	Dual Band
ii.	Throughput	50 Mbps or Higher
iii.	Line of Sight Range	It should be near L.O.S with OFDM technology with 20 dBi or higher antenna.
iv.	Ethernet Interface	10/100 BaseT
v.	Protocols to be Used	Suitable and required network protocol stack to work Camera in TCP/IP based Ethernet network environment. (As required for system working)
vi.	Network Management	HTTP, TELNET, FTP, SNMP
vii.	Standard	AP should have support of 802.11ac

Page 47 of 78	Effective from 20.05.2021	RDSO/SPN/TC/65/2021	Version 6.0
---------------	---------------------------	---------------------	-------------

viii.	Transmitted power	Should be max. permitted as per guidelines for license free band.
ix.	Regulatory Approvals/ Certifications	BIS or UL or EN or CE or IEC or IS certification for Safety, BIS or CE or FCC Certifications for EMC & Immunity.

## 16.0 Copper to Fiber Media Convertor:

Media Converter shall generally be as per RDSO specification no. RDSO/SPN/TC/103/2013, Revision 0.0 (with latest revision/ amendments).

Note: The above specifications for Media Converter are generic. Any deviation/ additional requirements specific to Video Surveillance System installations or as per site requirement can be specified by the purchaser.

## 17.0 Cables:

Following Cables shall be provided for connectivity of different equipment in the system:

### 17.1 STP CAT-6 Cable:

STP (Shielded Twisted Pair) CAT-6 Cable shall be compliant with latest EIA/TIA-568-B.2-1 standard for CAT 6 cable or as specified by purchaser. The screen of the STP cable should be properly grounded.

### 17.2 Optic Fiber Cable:

17.2.1 Underground Optic Fibre Cable shall be 24 / 48 Fibre Armoured Optic Fibre Cable as per latest RDSO specifications.

17.2.2 Overhead Optic Fibre cable shall be 6 / 12 / 24 fibre as per latest TEC/BSNL specification.

### 17.3 Power Cable:

Power Cable 3 Core, 2.5 sq mm, multi strand copper conductor, PVC insulated, Armoured, confirming to IS: 1554 Part-I shall be provided or as specified by purchaser.

## 18.0 SOFTWARE REQUIREMENT:

The software requirements of IP based Video Surveillance System shall be as below:

Page 48 of 78	Effective from 20.05.2021	RDSO/SPN/TC/65/2021	Version 6.0
---------------	---------------------------	---------------------	-------------

## 18.1 Video Management Software:

- 18.1.1 This shall be a highly scalable enterprise level software solution. It shall offer a complete video surveillance solution that will be scalable to required numbers of Cameras that can be added on a unit-by-unit basis.
- 18.1.2 The video management software shall be licensed and shall operate on open architecture and shall require no proprietary IT hardware.
- 18.1.3 The video management software shall allow for video to be streamed on workstation in Matrix or on a video wall.
- 18.1.4 The user with administrative rights shall create clients (users) and give access to the software client application based on predefined user access rights.
- 18.1.5 The system shall allow the recording, live monitoring, playback of archived video and data simultaneously.
- 18.1.6 The software shall provide the following:
- 18.1.6.1 Several simultaneous live picture connections of Camera in network.
- 18.1.6.2 Configuration of monitoring situation (site maps).
- 18.1.6.3 Programming of alarm-triggered automatic events in various alarms configuration.
- 18.1.6.4 System set up with limited operation options for clearly defined surveillance tasks.
- 18.1.6.5 Programming of automatic recording events on a network recorder.
- 18.1.7 The software shall display dual MJPEG/H.265 or higher video streams in real time simultaneously at frame rates ranging from 1 fps to 25 fps and resolution ranging Full HD/Ultra HD to other HD/SD resolution.
- 18.1.8 Each Camera's bit rate, frame rate and resolution shall be set independently from other Cameras in the system, and altering these settings shall not affect the recording and display settings of other Cameras.
- 18.1.9 The software shall provide automatic search and discovery of components of video surveillance system on the network which can be network Cameras.
- 18.1.10 The software shall provide drag & drop functions on the system and also for set up of connection between Cameras and monitors connected to one workstation.

The software shall allow:

Page 49 of 78	Effective from 20.05.2021	RDSO/SPN/TC/65/2021	Version 6.0
---------------	---------------------------	---------------------	-------------

- 18.1.11.1 Live display of Cameras.
- 18.1.11.2 Live display of Camera sequences.
- 18.1.11.3 Control of PTZ Cameras.
- 18.1.11.4 Playback of archived video.
- 18.1.11.5 Retrieval of archived video.
- 18.1.11.6 Instant Replay of live video.
- 18.1.11.7 Use of site maps.
- 18.1.11.8 Configuration of system settings.
- 18.1.11.9 Configuration and programming of PTZ Cameras, features like auto tours, presets etc.
- 18.1.12 The software shall be able to do video recording on any of the following options - inbuilt hard disks on the server, direct attached storage boxes attached to servers, network attached storage, storage area network.
- 18.1.13 The software shall be capable of handling Camera and alarm icons on area maps. The area map shall be configurable to pop up upon the receipt of an alarm received from a Camera on the map. This can be on the same or other monitors on the PC.
- 18.1.14 The software shall be able to select the required recording based on the time recording was activated, the duration of recording, operator activated recording, event activated recording, scheduled recording.
- 18.1.15 The software shall provide a reporting utility for tracking for the following minimum options. Video clips and image snapshots shall be stored with reports for documenting events.
- 18.1.15.1 Alarms
- 18.1.15.2 Incidents
- 18.1.15.3 Operator logs

18.1.16 The software shall have the facility to export the desired portion of clipping of video from a desired date/time to another desired date/time on DVD/ on any

Page 50 of 78	Effective from 20.05.2021	RDSO/SPN/TC/65/2021	Version 6.0
---------------	---------------------------	---------------------	-------------

client/ network storage device. Viewing of this recording shall be possible on authorized player which shall be provided by software manufacturer or in media player on computer utilizing a Window environment.

- 18.1.17 The Video Management Servers shall not limit the number of Video Recording Servers which can be networked together to form video management and recording system.
- 18.1.18 The Video Management Servers shall maintain a catalog of settings for all the clients, servers, and IP Cameras & IP enabled Cameras in the system. If Video Management servers & recording cannot be managed by single server, in such cases, additional server shall be provided.
- 18.1.19 The software shall enable the client to dynamically create connections between Cameras and clients and view live or recorded video on Monitors.
- 18.1.20 The software shall provide the client seamless operation of all Cameras and clients available in the system regardless of the actual connection to different Network Video Recording servers.
- 18.1.21 The software shall detect signal loss and have the capability to alert the systems administrator.
- 18.1.22 The software shall receive all incoming events (motion detection and triggered digital input and relay output) in the system and take appropriate actions based on user-defined event/action relationships.
- 18.1.23 The software shall create an audit trail of all events and user activities.
- 18.1.24 The Video Management Software shall support the following:
- 18.1.24.1 The Video Management Software shall provide a full matrix operation of IP video to display monitors.
- 18.1.24.2 The Video Management Software shall have the capability of creating Camera sequences with the following functionalities:
- 18.1.24.2.1 Each Sequence shall have capability up to hundreds of Cameras.
- 18.1.24.2.2 Each Camera in the sequence shall have its own individual dwell time, from 1 to 60 seconds.
- 18.1.24.2.3 Multiple users shall be able to view the same Camera sequence simultaneously, not necessarily synchronized one with the other.



Page 51 of 78	Effective from 20.05.2021	RDSO/SPN/TC/65/2021	Version 6.0
---------------	---------------------------	---------------------	-------------

- 18.1.25 The software shall provide alarm management module.
- 18.1.25.1 The alarm management shall be able to set any monitor or groups of monitors to automatically display Cameras in response to alarm inputs.
- 18.1.25.2 The alarm management shall be able to reset automatically or manually alarmed video.
- 18.1.26 It shall be possible to search for recordings in the software by Camera, date and time. If a data and time is specified, playback shall commence from that date and time. It shall be possible to playback more than one Camera simultaneously.
- 18.1.27 The software shall support at least 128 video streams concurrently. It shall support at least 8 monitors in one server/ workstation for displaying live video. It shall allow minimum 5 levels of user and alarm prioritization. It shall allow minimum 16 Cameras to be replayed simultaneously.
- 18.1.28 The Video Management System shall be seamlessly integrated with Face recognition Software & Artificial Intelligence (AI) enabled Video Analytics and have capability to receive the alerts.
- 18.1.29 The Video Management Software shall support redundancy with N:1 redundancy configuration for Video Management Servers/ Network Video Recorders.
- 18.1.30 The Video Management Software shall be compliant to global standards ONVIF Profile „S’ & „G’ or interoperability compliance as per Clause 3.2.SDK is to be shared with the purchaser for integration purposes.
- 18.1.31 The VMS should have the feature of mobile phones clients so that in case of any emergency, the authorized users can upload videos and snapshot to local VMS server from the registered mobile phones, which should include identification of location. A proper protocol for segregation, storage and retrieval shall also be available.  
Operator at centralized location should have ability to view these alarms and playback video, if required, from stations. Operator at centralized location shall be able to push the alarms to selected RPF/Thana and registered mobile phone of concerned security officer.
- 18.1.32 Security Verification Certification: The Video Management Software shall have security features which can be deployed meeting the security assurance requirements as per Relevant clauses / paras to be applicable for security, vulnerabilities, etc. Such clauses / paras shall be mutually decided by Purchaser and STQC (Ministry of Electronics & Information Technology) or any other Government Agency from the list of CERT-In empanelled Information Security Auditing Organization for testing and issuing the certificate / clearance.

Page 52 of 78	Effective from 20.05.2021	RDSO/SPN/TC/65/2021	Version 6.0
---------------	---------------------------	---------------------	-------------

## 18.2 Graphic User Interface Client Software Features:

- 18.2.1 The GUI software shall perform the following applications simultaneously without interfering with any of the storage server operations (recording, alarms, etc.):-
- 18.2.1.1 Live display of Cameras.
  - 18.2.1.2 Live display of Camera sequences.
  - 18.2.1.3 Control of PTZ Cameras.
  - 18.2.1.4 Playback of archived video.
  - 18.2.1.5 Retrieval of archived video.
  - 18.2.1.6 Instant replay of live video.
  - 18.2.1.7 Use of graphical controls (maps) and alarm management.
  - 18.2.1.8 Configuration of system settings.
  - 18.2.2 The GUI software shall support any form of IP network connectivity including LAN, WAN and wireless LAN technologies.
  - 18.2.3 The GUI software shall support multicast and unicast video streaming.
  - 18.2.4 The GUI software shall provide an authentication mechanism, which verifies the validity of the user.
  - 18.2.5 The GUI software shall allow for live monitoring of video.
  - 18.2.6 It shall enable view of 1 to minimum 16 video tiles simultaneously on a single digital monitor at 25 fps per Camera.
  - 18.2.7 The software shall provide on each of the digital monitors independently the following tile views:
    - 18.2.7.1 Full screen
    - 18.2.7.2 Quad view
    - 18.2.7.3 4x4 (16-view)
    - 18.2.7.4 The Software shall also support any other window division based on the site requirement.

Page 53 of 78	Effective from 20.05.2021	RDSO/SPN/TC/65/2021	Version 6.0
---------------	---------------------------	---------------------	-------------

- 18.2.8 The GUI software shall allow operators to view an instant replay of any Camera.
- 18.2.8.1 The operator shall be able to define the amount of time he wishes to go back from a timeline bar or through a custom setup period.
- 18.2.8.2 The operator shall be able to control the playback with play, pause, forward, and speed buttons.
- 18.2.9 The operator shall be able to choose and trigger following minimum action from a macro/site map:
- 18.2.9.1 View Camera in a video tile.
- 18.2.9.2 View map or procedure in a video tile.
- 18.2.9.3 Starting/stopping PTZ pattern.
- 18.2.9.4 Go to PTZ preset.
- 18.2.10 The GUI software shall provide management and control over the system using a standard PC mouse, keyboard and Digital keyboard.
- 18.2.11 The GUI software shall display all Cameras attached to the system regardless of their physical location on the network.
- 18.2.12 The GUI software shall display all Camera sequences created in the system.
- 18.2.13 The GUI software shall allow operators to control (pause/play, skip forwards, skip backwards) Camera sequences.
- 18.2.14 The GUI software shall display all Cameras, sequences and users in a logical tree.
- 18.2.15 The GUI software operator shall be able to drag and drop a Camera from a tree of available Cameras into any video tile for live viewing.
- 18.2.16 The GUI software operator shall be able to view the Camera from a tree of available Cameras into any video tile for live viewing.
- 18.2.17 The GUI software shall support graphical site representation (map) functionality, where digital maps are used to represent the physical location of Cameras and other devices throughout facility.

18.2.18 The maps shall have the ability to contain hyperlinks to create a hierarchy of interlinked maps.

Page 54 of 78	Effective from 20.05.2021	RDSO/SPN/TC/65/2021	Version 6.0
---------------	---------------------------	---------------------	-------------

- 18.2.19 The GUI software operator shall be able to view the Camera from a map into a video tile for live viewing in the same browser without opening a new browser.
- 18.2.20 The operator shall be able to click on an icon in a map to initiate PTZ Camera preset, run PTZ pattern, view Camera in an analog monitor or send an I/O stream.
- 18.2.21 The GUI software shall support digital zoom on a fixed Camera's live video streams.
- 18.2.22 The GUI software shall support digital zoom on a PTZ Camera's live video streams.
- 18.2.23 The operator shall be able to control Pan, Tilt and Zoom patterns of PTZ Camera.
- 18.2.24 The software shall be able to display video of Cameras on 55 inch Large Format Display Monitors and Workstation Monitors.
- 18.2.25 The software shall allow the control of display from the client PC.
- 18.2.26 The operator from the GUI software shall be able to decide the screen layout and also the Cameras that shall be displayed on the monitors.
- 18.2.27 The software shall support multicasting.
- 18.2.28 It shall be possible to switch the screen layout in response to an alarm.
- 18.2.29 The GUI Software shall support text superimposing the title and date & time on the video.
- 18.2.30 Security Verification Certification: The Video Management Software shall have security features which can be deployed meeting the security assurance requirements as per Relevant clauses / paras to be applicable for security, vulnerabilities, etc. Such clauses / paras shall be mutually decided by Purchaser and STQC (Ministry of Electronics & Information Technology) or any other Government Agency from the list of CERT-In empanelled Information Security Auditing Organization for testing and issuing the certificate / clearance.

### 18.3 Video Recording Software:

- 18.3.1 Software shall support recording of MJPEG/H.265 or higher video streams. It shall support recording of video and audio for all the channels.

Page 55 of 78	Effective from 20.05.2021	RDSO/SPN/TC/65/2021	Version 6.0
---------------	---------------------------	---------------------	-------------

- 18.3.2 Software shall support triplex applications, recording, re-play and backup simultaneously. It shall be compatible with windows Server OS or Linux for highest performance and reliability.
- 18.3.3 The Video Recording Software shall support absolute recording redundancy with N:1 redundancy configuration for Video Recording Servers/ Network Video Recorders.
- 18.3.4 Software shall operate on open architecture and shall not require any proprietary hardware.
- 18.3.5 Software shall be able to record minimum 128 different video streams or more simultaneously. It shall be accessible from any client PC connected to the network.
- 18.3.6 Software shall provide network time server function to ensure the synchronization of the video servers and the recordings.
- 18.3.7 The Servers/NVRs shall be connected to the network so that these can be placed at any location which has network access.
- 18.3.8 The Software shall be able to receive alarms of different types from equipment to start a recording. These alarms can be motion detection, video loss, unified picture and trigger input.
- 18.3.9 The Software alarm recording shall support pre-and post-alarm periods. Both can be configured in duration.
- 18.3.10 The Software shall provide a status of the available recording capacity.
- 18.3.11 Fault Tolerant Recording:
- 18.3.11.1 If Software & Server(s)/ NVRs operation are interrupted, like power disconnection and once the server(s) are restarted, these shall automatically resume recording of any Cameras these were recording prior to the interruption.
- 18.3.11.2 The Software shall support network fault-tolerant recording such that if the network connection becomes unavailable, for example through cable breakage, network congestion or WLAN interruption, the system operation shall automatically recover when the connection is restored.
- 18.3.12 Search & Export:

Page 56 of 78	Effective from 20.05.2021	RDSO/SPN/TC/65/2021	Version 6.0
---------------	---------------------------	---------------------	-------------

- 18.3.12.1 It shall be possible to search for recordings in the software by Camera, date and time. If a data and time is specified, playback shall commence from that date and time. It shall be possible to playback more than one Camera simultaneously.
- 18.3.12.2 The Software shall be able to export sections of recordings to a separate Windows folder, which can then be written to CD-ROM, DVD-ROM or USB Flash Drives etc. to be played back at a location not connected to the network video management & recording network. The export process shall make available a player application, which can be provided with the exported video. Export shall be possible in Windows media player or any other media player compatible format. Simultaneous export of multiple Cameras shall also be possible.
- 18.3.13 The Software shall provide secured recording for evidence purposes and user authentication to protect data integrity.
- 18.3.14 The Software shall support activity controlled video recording. This is required to automatically adjust recording bit rate depending on motion & scene. During periods of negligible motion, the recording bits rate shall drop and when motion occurs, the recording bit rate shall return to normal without any perceptible delay.
- 18.3.15 The Video Recording Software shall be compliant to global standards ONVIF Profile „S' & „G' or interoperability compliance as per Clause 3.2. SDK is to be shared with the purchaser for integration purposes.
- 18.3.16 Edge Storage Recording: In case of any failure or interruption of MPLS/IP network, the Camera shall automatically start recording on Edge Storage Memory Card at resolution and frames per second as required and when the network recovers, the Video data shall automatically be transferred to the Server/External Storage Device/NVR without any impact on the system operations.
- 18.3.17 Security Verification Certification: The Video Recording Software shall have security features which can be deployed meeting the security assurance requirements as per Relevant clauses / paras to be applicable for security, vulnerabilities, etc. Such clauses / paras shall be mutually decided by Purchaser and STQC (Ministry of Electronics & Information Technology) or any other Government Agency from the list of CERT-In empanelled Information Security Auditing Organization for testing and issuing the certificate / clearance.

#### **18.4 Artificial Intelligence (AI) enabled Video Analytics Software:**

- 18.4.1 Possible applications of Artificial Intelligence (AI) enabled analytics software over the IP based video surveillance system, for specified number of Cameras for specific stations, as defined by purchaser shall include the following minimum Artificial Intelligence (AI) enabled video analytics software.

##### **i) Intrusion Detection**



Page 57 of 78	Effective from 20.05.2021	RDSO/SPN/TC/65/2021	Version 6.0
---------------	---------------------------	---------------------	-------------

- ii) Camera Tampering
- iii) Loitering Detection
- iv) Human & Vehicle Detection
- v) Search of Humans based on Attribute
- vi) Colour Search
- vii) Fallen Person
- viii) Combination Search (Human/Vehicle & Colour)

#### 18.4.2 Intrusion Detection:

18.4.2.1 The offered Artificial Intelligence (AI) enabled video analytic software shall include a comprehensive intrusion detection feature. The intrusion detection shall be used for generating alarm under following scenarios:

- i) People crossing the tracks at platform ends.
- ii) People entering railways operation areas.
- iii) It shall also generate directional alarms in defined areas like parking places, elevators etc.

18.4.2.2 The software shall have filters to distinguish between humans/animals and vehicles/ objects.

#### 18.4.3 Camera Tampering:

18.4.3.1 The software shall be able to detect sabotage or tampering to the Cameras. It shall be able to detect Camera blurring, Camera blinding and change of orientation of fixed Cameras.

18.4.3.2 Camera tampering feature shall be provided for all Cameras.

18.4.3.3 AI enabled VA is not implemented on PTZ cameras.

#### 18.4.4 Loitering Detection:

18.4.4.1 The operator shall be able to define area and detection time in software.

18.4.4.2 The software shall give an alarm as soon as a person is detected in a defined area above a predefined time limit.

#### 18.4.5 Human & Vehicle Detection:

18.4.5.1 The software shall be able to detect and classify humans and vehicles in live viewing and give alert only when the classified objects break a rule.

#### 18.4.6 Search of Humans based on Attribute:

Page 58 of 78	Effective from 20.05.2021	RDSO/SPN/TC/65/2021	Version 6.0
---------------	---------------------------	---------------------	-------------

- 18.4.6.1 The AI should be able to sort through hours of video with ease, to quickly locate a specific person of interest. Attribute Search should improve incident response time and enhance forensic investigations by helping operators compile robust video evidence, create a powerful narrative of events, and reveal an individual's route or last-known location.
- 18.4.6.2 AI software should allow operator to mark a person who has been identified as a suspect in any playback video or in live mode. It should then have the capability to track and search the objects movements across multiple cameras based on the Attribute of the person and show the results so that the user can track the movement of the person across cameras.
- 18.4.6.3 In the event when a suspect's face is not captured clearly or not recognizable due to any reason, the AI software should allow operators to search a Person based on a person's Attribute characteristics and retrieve intelligent information to locate a specific person or vehicle of interest across multiple recorded video streams from FHD Bullet/Box, Dome and PTZ cameras.
- 18.4.6.4 It should sort through hours of video across all the station cameras with ease, to quickly locate the specified person across cameras based on his Attribute, reducing search time from day and hours down to minutes.
- 18.4.7 Colour Search:
- 18.4.7.1 In the event when suspect face is not clearly visible, in such case a colour base detection and search should be available with Artificial Intelligence (AI) enabled video analytics.
- 18.4.8 Fallen Person
- 18.4.8.1 In the areas like Waiting room / hall, Tracks, Ticket Counter etc in case of any person falling due to any reason should be detected.
- 18.4.9 Combination Search (Human/Vehicle & Colour)
- 18.4.9.1 Artificial Intelligence (AI) enabled video analytics should be able to search for suspects with combination of search criteria like Colour and Object (Human / Car).
- 18.4.10 Artificial Intelligence (AI) enabled Video Analytics Software can be implemented either at firmware level at fixed IP Cameras or at server/ workstation (which should be able to work 24x7, 365 days) level in the control room.
- 18.4.11 Artificial Intelligence (AI) enabled Video analytics software shall be implemented either at firmware level or server level for fixed IP Cameras as per details mentioned in the table or as specified by the purchaser. Purchaser has to specify

Page 59 of 78	Effective from 20.05.2021	RDSO/SPN/TC/65/2021	Version 6.0
---------------	---------------------------	---------------------	-------------

numbers of Cameras to be provided with different types of video analytics software.

S. No.	Type of Artificial Intelligence (AI) enabled Video Analytics	:	Location of Cameras on which Artificial Intelligence (AI) enabled Video Analytics is to be provided
i.	Intrusion Detection	:	Cameras at Platform ends, Railway Control Room or as specified by purchaser
ii.	Camera Tampering	:	All Cameras or as specified by purchaser
iii.	Loitering Detection	:	All Fixed Cameras or as specified by purchaser
iv.	Human & Vehicle Detection	:	All Fixed Cameras or as specified by purchaser
v.	Search of Humans based on Attribute	:	All Fixed Cameras or as specified by purchaser
vi.	Colour Search	:	All Fixed Cameras or as specified by purchaser
vii.	Fallen Person	:	All Fixed Cameras or as specified by purchaser
viii.	Combination Search (Human/Vehicle & Colour)	:	All Fixed Cameras or as specified by purchaser

18.4.12 The Artificial Intelligence (AI) enabled Video Analytic Software deployed at Cloud as per Schematic Diagram -3, shall be seamlessly integrated with Video Surveillance System for Cluster of Stations aggregated to RPG/GRP Thana.

18.4.13 The Artificial Intelligence (AI) enabled Video Analytic Software shall support redundancy with N:1 redundancy configuration for Artificial Intelligence (AI) enabled Video Analytic Servers.

18.4.14 Security Verification Certification: The Artificial Intelligence (AI) enabled Video Analytics Software shall have security features which can be deployed meeting the security assurance requirements as per Relevant clauses / paras to be applicable for security, vulnerabilities, etc. Such clauses / paras shall be mutually decided by Purchaser and STQC (Ministry of Electronics & Information Technology) or any other Government Agency from the list of CERT-In empanelled Information Security Auditing Organization for testing and issuing the certificate / clearance.

## 18.5 Remote Viewing on Web and Mobile App:

- i) System should be provisioned for at least 1000 users and 100 concurrent logins.

Page 60 of 78	Effective from 20.05.2021	RDSO/SPN/TC/65/2021	Version 6.0
---------------	---------------------------	---------------------	-------------

- ii) The system shall support transcoding to meet the network bandwidth limit between the remote (users on web and mobile App) and recording system as defined under schematic diagram-1, 2 and 3. Transcoder shall be able to access live / playback video streams from the system and provide transcoded streams to the clients as per network limitations.

Transcoder shall be capable to automatically modify the frame rate, resolution and compression while transcoding the request live/playback stream.

- iii) Mobile App for VSS system

VMS system shall also be provided with a mobile app for Android as well as Apple iOS based smartphones to allow secure access of VMS Server live and recorded video streams using smartphone or a tablet from Divisional HQ/any other centralized location or other clients connected to MPLS/IP network as per requirement of purchaser. Mobile App should be easy to use application allowing simultaneous multiple camera monitoring.

Mobile App should be easy to use application allowing simultaneous multiple camera monitoring with minimum following features:

- Dashboard: showing various performance/statics reports of the system
- Menu based selection to select and view video feeds on demand/ need based
- Should work on pull based mechanism which will allow authorized user to access the video feeds after user authentication
- Mobile application should allow MAC/IMEI No./Unique Mobile Device binding, role-based user access over secured VPN client on users mobile/smart phone.
- Controls PTZ.
- Supports easy connection to dynamic IP device through DDNS Service.
- The DDNS service should be secured over SSL/TLS.
- Support Event Push Notifications (when supported by phone).
- Minimum 4 channels simultaneous real time live monitoring.
- Search and Playback
- Search Calendar (Date & Time)
- Search Event (Motion Detection, Video loss, Tampering)
- Sequence Mode to view more channels next page.

- iv) Security Verification Certification: The Remote Viewing on Web and Mobile App shall have security features which can be deployed meeting the security assurance requirements as per Relevant clauses / paras to be applicable for security, vulnerabilities, etc. Such clauses / paras shall be mutually decided by Purchaser and STQC (Ministry of Electronics & Information Technology) or any

Page 61 of 78	Effective from 20.05.2021	RDSO/SPN/TC/65/2021	Version 6.0
---------------	---------------------------	---------------------	-------------

other Government Agency from the list of CERT-In empanelled Information Security Auditing Organization for testing and issuing the certificate / clearance.

## **18.6 Functional Requirement of Command Control Centre (CCC) Software:**

- 18.6.1 Command & Control Centre software shall allow an operator to view live/recorded video from any camera installed on stations.
- 18.6.2 Not all cameras would be simultaneously viewed at CCC software.
- 18.6.3 It should have the capability to manage hundreds to thousands of cameras and connected devices for centralized or highly distributed video surveillance architectures.
- 18.6.4 It should provide facility to capture critical information such as location, name, status, time of the incident and be modifiable in real time by multiple authors with role associated permissions (read, write).
- 18.6.5 The system shall provide an integrated dashboard with an easy to navigate user interface for managing profiles, groups, message templates, communications, tracking receipts and compliance.
- 18.6.6 It shall provide tools to assemble personalized dashboard views of information pertinent to incidents, emergencies & operations of CCC software.
- 18.6.7 The software should have an objective to implement integrated video & surveillance management, alert management, incident report creation with enhanced capability to show the generated alerts by equipment deployed at various railway stations and manage critical alerts.
- 18.6.8 The CCC software should be an established solution with existing deployments on field with DMR/Tetra integration for seamless communication with RPF
- 18.6.9 The software should be an established solution and should be able to integrate with leading Camera brands. It should have an integrated VMS and Analytical engine for basic analytics like Tripwire etc.
- 18.6.10 It should be able to integrate least one leading brand of Tetra/DMR based communication devices which should work in conjunction. Users will provide SDK/API for Tetra/DMR dispatcher for final installation.
- 18.6.11 CCC software should have capability to send alerts to DMR handsets. The SDK/API of DMR handsets will be provided by the purchaser. This will provide Seamless integration with RPF/authorized person(s).

Page 62 of 78	Effective from 20.05.2021	RDSO/SPN/TC/65/2021	Version 6.0
---------------	---------------------------	---------------------	-------------

- 18.6.12 The proposed system should be able to leverage and integrate with existing & new CCTV cameras supporting Interoperability/ONVIF profile „S’ (as specified in clause no. 3.2) or through SDK/API and video management systems either through camera level or VMS level, to provide an integrated video surveillance at the command center.
- 18.6.13 Command & Control application software should not be connected to end points i.e Cameras directly for Live or recorded video feeds. It should communicate to respective existing VMS and perform deep integration for live and recorded video retrieval purposes. This integration will also allow capturing the VMS level alerts.
- 18.6.14 The Command & Control Software should be installed at the central location identified by purchaser and should have a GIS, Alarm/Alert screen, SOP screen, Health Reports and live screen.
- 18.6.15 Command & Control Centre software should have following four modules:-
- 18.6.15.1 GIS Screen
- 18.6.15.2 Event Log Screen
- 18.6.15.3 Video Management Screen
- 18.6.15.4 Hot screen
- 18.6.16 Software Overview:
- 18.6.16.1 Software should be flexible, dynamic, distributed, reactive, real-time, scalable and shall have following characteristics:-
- Should be deployed on an IP based network.
  - Automated Policies and workflows.
  - Provide a single customized dashboard interface for control and monitoring.
- 18.6.17 Surveillance Integration Application Module:
- 18.6.17.1 It shall be able to display surveillance feeds in real time to the CCC software for any predefined set of cameras by the operator.
- 18.6.17.2 Software should cater for real time monitoring of surveillance cameras, display of surveillance feeds, archiving surveillance feeds, analysis of surveillance feeds and retrieval of feeds at any given time.



Page 63 of 78	Effective from 20.05.2021	RDSO/SPN/TC/65/2021	Version 6.0
---------------	---------------------------	---------------------	-------------

- 18.6.17.3 Software should integrate and support display of live feed and alerts from different VMS/FRS vendors from various contract packages (API/SDK will be provided by the purchaser).
- 18.6.17.4 The CCC software should have the capability of connecting to the total number of cameras installed at stations.
- 18.6.18 Video Management Software (VMS) Module:
- 18.6.18.1 The system should be able to get alerts from the AI enabled Video Analytics as per clause no. 18.4.
- 18.6.18.2 VMS shall offer centralized management of all devices, servers and Users. VMS should manage, store, deliver and support encoding, distributing, managing and archiving.
- 18.6.18.3 CCC software should allow recipients of the video to bring and play back the expected video without installing separate software on their Computer. In-built VMS should provide support video feeds to client workstations.
- 18.6.19 GIS Module:
- 18.6.19.1 Software should integrate with 3<sup>rd</sup> party leading solution enterprise GIS modules which shall give a multilayer visualization of Area of Interest with comprehensive view of deployment and surveillance devices.
- 18.6.19.2 It should also display the live movement status of various trains (With Video Recording units) across the Indian Railway Network based on their GPS coordinates.
- 18.6.20 Event handling Module:
- System should be capable of handling various events with a timeline view, integration with video/surveillance feed. Event handlers shall be capable to provide detailed overview of incidents to various concurrent users at a time.
- 18.6.21 Data visualization module:
- System should have functionality of simultaneously displaying on at least four screens including GIS, VMS, Hot Screen and Event Logging Screen.
- 18.6.22 System requirements:

Page 64 of 78	Effective from 20.05.2021	RDSO/SPN/TC/65/2021	Version 6.0
---------------	---------------------------	---------------------	-------------

- 18.6.22.1 System should not take more than 5 minutes of time in initialization. Software should be robust to handle large data when exposed to multiple devices in parallel without being frozen.
- 18.6.22.2 Software should have a standard railway symbol library for depicting infrastructure, train movements and geographical terrain.
- 18.6.22.3 Front end should be able to technically integrate all sensor inputs to provide centralized control, situational awareness & event response coordination through one comprehensive user interface.
- 18.6.22.4 The C&C software shall be able to seamlessly interface with following systems which can be deployed:
- Cameras
  - AI enabled Analytical Alerts
  - VMS (Different makes as and when required)
  - Tetra/DMR based communication devices
- 18.6.22.5 Software should be based on a robust established GIS platform perpetual license with vector Layer, maps and Satellite imagery (Minimum 10m resolution, HD)
- 18.6.22.6 Software Platforms shall be efficient to produce a bird eye/fly through View of incident with analytics.
- 18.6.22.7 The information from various systems & sensors shall be presented in an intuitive multi-layered interactive GIS map System.
- 18.6.22.8 The software should have capability to incorporate the full open API/SDK of platform of any third party system and interface. It should interface various devices deployed seamlessly. Users should be able to save data in GIS format with date and time stamping.
- 18.6.22.9 The Central Control should be maintained in “monitoring” status when an alarm is received, the system monitor should indicate “alarm” status and the affected zones should be immediately shown via the nearest PTZ/ fixed camera. The control system must generate alerts with video/image clearly.
- 18.6.22.10 System should be capable of sending alerts to the DMR / Tetra
- 18.6.22.11 The C&C system shall support a minimum of 128bit Encryption for all communications between the Server & Client
- 18.6.22.12 The C&C system should have scalability in terms of adding new sensors/devices and through this Data/Alert on various screens.

Page 65 of 78	Effective from 20.05.2021	RDSO/SPN/TC/65/2021	Version 6.0
---------------	---------------------------	---------------------	-------------

- 18.6.22.13 The C&C system shall include the ability to redirect events (Common Operating Picture) handling to first responder/RPF based on manual buttons as well as using automated procedures for escalation using time delays, alarm priority, zones, or other criteria yet to be determined.
- 18.6.22.14 It shall be possible to change the workflows and process guidance without upgrading the software or restarting the solution.
- 18.6.22.15 The administrative access to the system shall be role based and allow administrators to add supported systems and/or devices, modify, customize or create configurations of user GUI, setting levels of user permissions and pre-emption rules for control of system functions and capabilities.
- 18.6.22.16 The system should be capable of interfacing with wireless (UHF/VHF) based IP Communication Network like DMR, Tetra etc.
- 18.6.22.17 The C&C platform shall be a field-proven product in India and that has past experience of integration of all the desired sub-systems with ready protocol support.
- 18.6.22.18 It shall be able to generate historical reports, event data & activity log and convert these reports into “pdf” or “html” formats.
- 18.6.23 Security Verification Certification: The Command Control Centre Software shall have security features which can be deployed meeting the security assurance requirements as per Relevant clauses / paras to be applicable for security, vulnerabilities, etc. Such clauses / paras shall be mutually decided by Purchaser and STQC (Ministry of Electronics & Information Technology) or any other Government Agency from the list of CERT-In empanelled Information Security Auditing Organization for testing and issuing the certificate / clearance.

## 19.0 Face Recognition Software:

- 19.1 Face Recognition System shall work on real time and offline mode.
- 19.2 The system shall capture face images from live CCTV video feed and generate alerts, if blacklist match is found. FRS alerts should be pushed to the Video Management System/ NVR. (Seamlessly integrated with Video Management System /NVR).
- 19.3 The system shall have the best suited technology employed for 1: N (one to many) matching application when they enter the field of view of CCTV Cameras. It should have a 1:1 (one to one) verification feature for Access control systems at some locations as required by Indian Railways.

Page 66 of 78	Effective from 20.05.2021	RDSO/SPN/TC/65/2021	Version 6.0
---------------	---------------------------	---------------------	-------------

- 19.4 The system shall have the provision to take multiple samples of same face belonging to same person.
- 19.5 The system shall work on partial occlusion of face, glasses, scarfs, changes of facial expression etc.
- 19.6 The system shall be able work on moderate face rotation either horizontal or vertical. It should support a yaw angle of -40 to +40 degrees, a pitch angle of -30 to +30 degrees and a roll angle of -20 to +20 degrees.
- 19.7 The system shall be able for matching suspect faces from pre-recorded video feeds obtained for CCTV deployed various identified locations.
- 19.8 The system shall be able to add photographs obtained from law enforcement agencies to the criminals' repositories along with option details for sex, age, etc. for future searches.
- 19.9 The system shall support diverse graphic & video formats as well as live Cameras.
- 19.10 The identification of faces should be contactless, at a distance and on the move and in the crowded area.
- 19.11 The system shall have in-built tool with capability to build partial faces and enhancement of quality of image before enrolment.
- 19.12 The system shall be able to utilize any of the file formats like JPEG, PNG, BMP, TIFF etc. format for enrolment for matching.
- 19.13 The system shall be able to check if new enrolled face is already enrolled in the data base before registering the new enrolled face in the system.
- 19.14 The system shall have option to automatically enroll face images from CCTV Cameras.
- 19.15 The system shall have capacity to create different categories of people with option to customize the matching threshold for different categories.
- 19.16 The system shall be able to work on full HD or Ultra HD Cameras.
- 19.17 The system shall be able to be implemented on IT hardware like Server or Workstation (which should be able to work 24x7, 365 days).

Page 67 of 78	Effective from 20.05.2021	RDSO/SPN/TC/65/2021	Version 6.0
---------------	---------------------------	---------------------	-------------

- 19.18 The system shall be able to use latest CPU and GPU based processing for multiple Camera streams in a single Server/ Workstation (which should be able to work 24x7, 365 days).
- 19.19 If FRS is deployed at stations as per Schematic Diagram-1 and Schematic Diagram-2, the system shall support minimum 4 nos. of Camera streams on Server intended for Face Recognition Software as per Clause No. 10.1.
- 19.20 The system shall be able to work on windows / Linux operating system.
- 19.21 The system shall employ database system like MS SQL or Oracle or Postgre SQL or MongoDB or any other data base system.
- 19.22 Three schematics are provided in the specification, purchaser may decide which scheme is to be implemented and accordingly FRS system with supported database system is to be provided.
- 19.23 The system shall have the capability to have face image data base up to 10,00,000 (or as specified by the purchaser) for 1 : N matching. The system should be scalable to upgrade for higher data size as and when required with additional license for data base.
- 19.24 The system shall be able to work on cameras which are included in this specification.
- 19.25
- a) The Face Recognition Algorithm should have participated and have been established in the Face Recognition Algorithm Evaluation conducted by NIST (National Institute of Standards and Technology, U.S. Department of Commerce) The NIST benchmark/ latest performance FRVT test results of current calendar year with respect to the opening date of tender or last 1 preceding year, the performance efficiency of the algorithm shall be within the top 25 ranked algorithms of the FRVT (1:N) test results with FNIR (N=1.6M, T=0, Rank=1).
  - b) The FRS system shall be enterprise grade highly scalable providing most accurate results for the most demanding real time and post event off line mode.
  - c) The system shall work on partial occlusion of face, glasses scarf changes of facial expression etc. The FRS system should also overcome challenges such as crowded environment, poor lighting, moving subjects, angle and distance.
- 19.26 Face Recognition Software deployed at Cloud as per Schematic Diagram -3, shall be seamlessly integrated with Video Surveillance System for Cluster of Stations aggregated to RPG/GRP Thana.

Page 68 of 78	Effective from 20.05.2021	RDSO/SPN/TC/65/2021	Version 6.0
---------------	---------------------------	---------------------	-------------

19.27 The image Database Server shall support redundancy with N:1 redundancy configuration.

19.28 Security Verification Certification: The Face Recognition Software shall have security features which can be deployed meeting the security assurance requirements as per Relevant clauses / paras to be applicable for security, vulnerabilities, etc. Such clauses / paras shall be mutually decided by Purchaser and STQC (Ministry of Electronics & Information Technology) or any other Government Agency from the list of CERT-In empanelled Information Security Auditing Organization for testing and issuing the certificate / clearance.

## **20.0 Software License:**

20.1 OEM/Vendor shall offer required number of licenses for Video Management, Video Recording, Artificial Intelligence (AI) enabled Video Analytics and Face Recognition Software for all the Cameras, NVRs, Servers, PC workstations, Clients etc. supplied as per site requirement or as specified by the purchaser.

20.2 The Licenses shall be of one-time type. Licenses related compliance shall be ensured by purchaser depending upon the requirement.

20.3 All software license(s) should be provided as Paper License in favor of purchaser / user.

## **21.0 TEST REQUIREMENTS:**

### **21.1 Conditions of Tests:**

21.1.1 Unless otherwise specified all tests shall be carried out at ambient atmospheric conditions.

21.1.2 Inspection and testing shall be carried out to the effect that all requirements of this specification are complied with.

### **21.2 Type Test:**

21.2.1 Camera and Software: One complete system consisting of all type of Cameras and Software and other required devices & equipments such as Network Video Recorder (if any) etc. shall be subjected to following tests as applicable:

- i) Visual inspection and Performance test (Clause no. 22.1)
- ii) Endurance test (Clause no. 22.2.1)
- iii) Environmental/Climatic Tests
- iv) Verification of necessary Regulatory approvals/certifications
- v) Compliance of clause 3.10, 3.11, 3.12, 3.13



Page 69 of 78	Effective from 20.05.2021	RDSO/SPN/TC/65/2021	Version 6.0
---------------	---------------------------	---------------------	-------------

21.2.2 Only one complete system shall be tested for this purpose. The system shall successfully pass all the type tests for proving conformity with this specification. If any one of the equipment fails in any of the type tests, the purchaser or his nominee at his discretion, may call for another equipment and subject it to all tests or the test(s) in which failure occurred.

21.2.3 Any other tests shall be carried out as considered necessary by the inspecting authority.

### 21.3 Acceptance Test:

21.3.1 The following shall constitute the acceptance tests which shall be carried out by the inspecting authority for the purpose of acceptance on randomly selected of items offered from the lot as per sampling plan (given below) offered for inspection by the supplier:

- (i) Visual inspection and Performance Test (Clause No. 22.1)
- (ii) Endurance Test (Clause No. 22.2.2)
- (iii) Compliance of clause 3.10, 3.11, 3.12, 3.13

#### Sampling Plan:

Quantity offered(Lot Size)			Sample size
2	to	8	2
9	to	15	3
16	to	25	5
26	to	50	8
51	to	90	13
91	to	150	20
151	to	280	32
281	to	500	50
501	to	1200	80
1201	to	3200	125
3201	to	10000	200
10001	to	35000	315
35001	to	150000	500
150001	to	500000	800
500001	and over		1250

For various types of cables as per clause no. 17.0, Acceptance test shall be carried out on randomly selected 10% of items offered from the lot.

21.3.2 Face Recognition Software: The Face Recognition Software shall be tested for its performance as per clause no. 19.0 along with required no. of Cameras, Server/Workstation and other required devices & equipments.

Page 70 of 78	Effective from 20.05.2021	RDSO/SPN/TC/65/2021	Version 6.0
---------------	---------------------------	---------------------	-------------

21.3.3 Any other tests shall be carried out as considered necessary by the inspecting authority.

#### 21.4 List of items on which Type Test and Acceptance Test is applicable:

S. No.	Items	Clause No.
i.	Full HD Fixed Box Type IP Colour Camera with Varifocal Lens and Housing & Mount	5.1 & 5.3
ii.	4K UHD Fixed Box Type IP Colour Camera, Varifocal Lens, Housing and Mount	5.2 & 5.3
iii.	Full HD Bullet type IP Colour Camera	5.4
iv.	4K UHD Bullet type IP Colour Camera	5.5
v.	Full HD Fixed Dome Type IP Colour Camera	6.0
vi.	Full HD PTZ (Pan,Tilt,Zoom) IP Colour Camera	7.0
vii.	Digital Keyboard	8.0
viii.	Network Video Recorder (NVR)	10.2
ix.	Copper to Fiber Media Convertor	16.0

#### 21.5 List of items on which only Acceptance Test is applicable:

S. No.	Items	Clause No.
i.	Large Format Display Monitor	9.0
ii.	Server Hardware	10.1
iii.	PC Work Station	11.0
iv.	External Storage Device	12.0
v.	Core Switch	13.0
vi.	(I). Aggregation Switch (II). Field Switch (24Port) a. PoE b. Non-PoE (III) Field Switch a. 8 port b. 4 port  Note: Compliance of Temperature and Humidity in the relevant clauses of Switches shall be verified from documents such as Data sheets/ Test Certificates etc.	14.0
vii.	Wireless Transmitter/Receiver Unit	15.0
viii.	Software Requirement	18.0
ix.	Face Recognition Software	19.0

Page 71 of 78	Effective from 20.05.2021	RDSO/SPN/TC/65/2021	Version 6.0
---------------	---------------------------	---------------------	-------------

## 21.6 Routine Test /Factory Acceptance Test (FAT):

- 21.6.1 Routine test /Factory Acceptance test (FAT) shall be conducted by Original Equipment manufacturer (OEM) on every equipment and the test results shall be submitted to the inspection authority before inspection.
- 21.6.2 Firm shall submit the details such as make, model & version of every equipment including Software to inspection authority before inspection.

## 22.0 TEST PROCEDURE:

The test procedure shall be based on the system design. The methodologies to be adopted for various tests shall be decided taking into account the system design/configuration.

## 22.1 Visual Inspection and Performance Test:

- 22.1.1 Each equipment of the system shall be visually inspected to ensure compliance with the requirement of relevant clauses no. 5, 6, 7, 8, 9, 10, 11, 12, 13,14,15,16 & 24 of the specification.
- 22.1.2 The visual inspection shall broadly include:
- Constructional details
  - Dimensional check
  - General workmanship
  - Configuration
- 22.1.3 Performance of each equipment/system shall be tested to ensure compliance with the requirement of relevant clauses no. 5, 6, 7, 8, 9, 10, 11,12,13,14, 15, 16, 18 and 19 of the specification.

## 22.2 Endurance Test:

- 22.2.1 During Type Test, Endurance test shall be conducted on complete system for continuous operation which shall be 72 hrs at ambient room temperature without giving any deterioration of equipment performance.
- 22.2.2 During Acceptance Test, Endurance test shall be conducted on complete system for continuous operation which shall be 48 hrs at ambient room temperature without giving any deterioration of equipment performance.

## 23.0 QUALITY ASSURANCE:

All materials & workmanship shall be of good quality.

Page 72 of 78	Effective from 20.05.2021	RDSO/SPN/TC/65/2021	Version 6.0
---------------	---------------------------	---------------------	-------------

23.2 Since the quality of the equipment bears a direct relationship to the manufacturing process and the environment under which it is manufactured, the manufacturer shall ensure Quality Assurance Program of adequate standard.

#### 24.0 MARKING & PACKING:

24.1 The following information shall be clearly marked at a suitable place on each equipment:

- i) Make and Model/Part No. of Equipment
- ii) Serial number of equipment

24.2 The equipment and its sub-assemblies shall be packed in suitable packing so that it can withstand bumps and jerks encountered during transportation.

#### 25.0 INFORMATION TO BE SUPPLIED BY THE PURCHASER:

The purchaser shall clearly indicate details/requirement of items for IP based Video Surveillance System as per site requirement which shall mainly consist of following items:-

S. No.	Description	Clause No.	Quantity
i.	Video Surveillance System as per Schematic Diagram-1 or Schematic Diagram-2 or Schematic Diagram-3	2.6	As specified by the purchaser
ii.	Minimum number of days for which the recording is to be stored.	2.8 (e)	As specified by the purchaser
iii.	POC parameters to be defined and included along with other policy / Govt. Orders / Letters.	3.9 & 3.10	To be included / defined / ensured by the purchaser
iv.	Full HD Fixed Box Type IP Colour Camera with Varifocal Lens and Housing & Mount	5.1 & 5.3	As specified by the purchaser
v.	4K UHD Fixed Box Type IP Colour Camera (Type A / Type B) with Varifocal Lens and Housing & Mount	5.2 & 5.3 (2.12)	As specified by the purchaser
vi.	Full HD Bullet type IP Colour Camera	5.4	As specified by the purchaser
vii.	4K UHD Bullet type IP Colour Camera (Type A / Type B)	5.5 (2.12)	As specified by the purchaser
viii.	Full HD Fixed Dome Type IP Colour Camera	6.0	As specified by the purchaser
ix.	Full HD PTZ (Pan,Tilt,Zoom) IP	7.0	As specified by the

Page 73 of 78	Effective from 20.05.2021	RDSO/SPN/TC/65/2021	Version 6.0
---------------	---------------------------	---------------------	-------------

	Colour Camera		purchaser
x.	Digital Keyboard	8.0	As specified by the purchaser
xi.	Large Format Display Monitor	9.0	As specified by the purchaser
xii.	Server / Workstation Hardware and Redundant Servers / Workstation	10.1	As specified by the purchaser
xiii.	32/64/128 Channel Network Video Recorder (NVR) and Redundant NVRs (No. of channels required to be defined)	10.2	No. of channels: As specified by the purchaser with required storage capacity
xiv.	PC Workstation	11.0	As specified by the purchaser
xv.	External Storage Device	12.0	As specified by the purchaser with required storage capacity
xvi.	Core Switch (as required)	13.0	As specified by the purchaser
xvii.	(I). Aggregation Switch (II). Layer 2 Switch (24Port) a. with PoE b. Non-PoE (III) Field Switch a. 8 port b. 4 port	14.0	As specified by the purchaser
xviii.	Wireless Transmitter/Receiver Unit if required	15.0	As specified by the purchaser
xix.	Copper to Fiber Media Convertor	16.0	As specified by the purchaser
xx.	Cables	17.0	As specified by the purchaser
xxi.	Video Management Software & Graphical User Interface Client Software	18.1 & 18.2	As specified by the purchaser
xxii.	Video Recording Software	18.3	As specified by the purchaser
xxiii.	Artificial Intelligence (AI) enabled Video Analytics Software	18.4	As specified by the purchaser depending on no. of Cameras and no. of analytics
xxiv.	Command Control Centre Software	18.6	As specified by the purchaser
xxv.	Face Recognition Software:	19.23	As specified by the

Page 74 of 78	Effective from 20.05.2021	RDSO/SPN/TC/65/2021	Version 6.0
---------------	---------------------------	---------------------	-------------

	Face image data base		purchaser
	N:1 redundancy configuration for image Database Server redundancy	19.27	As specified by the purchaser  Note: N shall be 1 in case of only mirroring required & N shall be more than 1 in case failover system
xxvi.	Software License	20.0	As specified by the purchaser OR As quoted by the Vendor
xxvii.	Panic Button/Buttons	2.14	As specified by the purchaser
xxviii.	Security Verification Certification	5.1 (xxxvii), 5.2 (xxxvi), 5.4 (xxxix), 5.5 (xxxix), 6.0 (xxxviii), 7.0 (xliv), 18.1.32, 18.2.30, 18.3.17, 18.4.14, 18.5 (iv), 18.6.23, 19.28	As specified by the purchaser.  (Relevant clauses / paras to be applicable for security, vulnerabilities, etc. shall be mutually decided by Purchaser and STQC)
xxix.	Any other item(s) required for Video Surveillance System.	--	As specified by the purchaser

Note:

- i. Video data and Alarms shall be stored for at least 30 days or as specified by the purchaser.
- ii. Detailed warranty clause as required shall be specified by the purchaser.
- iii. Any maintenance requirement shall also be specified by the purchaser.

## 26.0 TRAINING:

- 26.1 Onsite training or as specified by the purchaser shall be provided to the Railway staff which shall include complete assembly of the system through the use of various modules, integration of hardware with software and complete operation of the system.



Page 75 of 78	Effective from 20.05.2021	RDSO/SPN/TC/65/2021	Version 6.0
---------------	---------------------------	---------------------	-------------

- 26.2 Sets of training manual in two hard copies and two Soft copies containing details of technical specifications, installation and commissioning, trouble shooting & maintenance schedule etc. or as specified by the purchaser shall be supplied along with the equipment.

## 27.0 DOCUMENTATION:

The following documents or as specified by the purchaser shall be supplied along with the system:

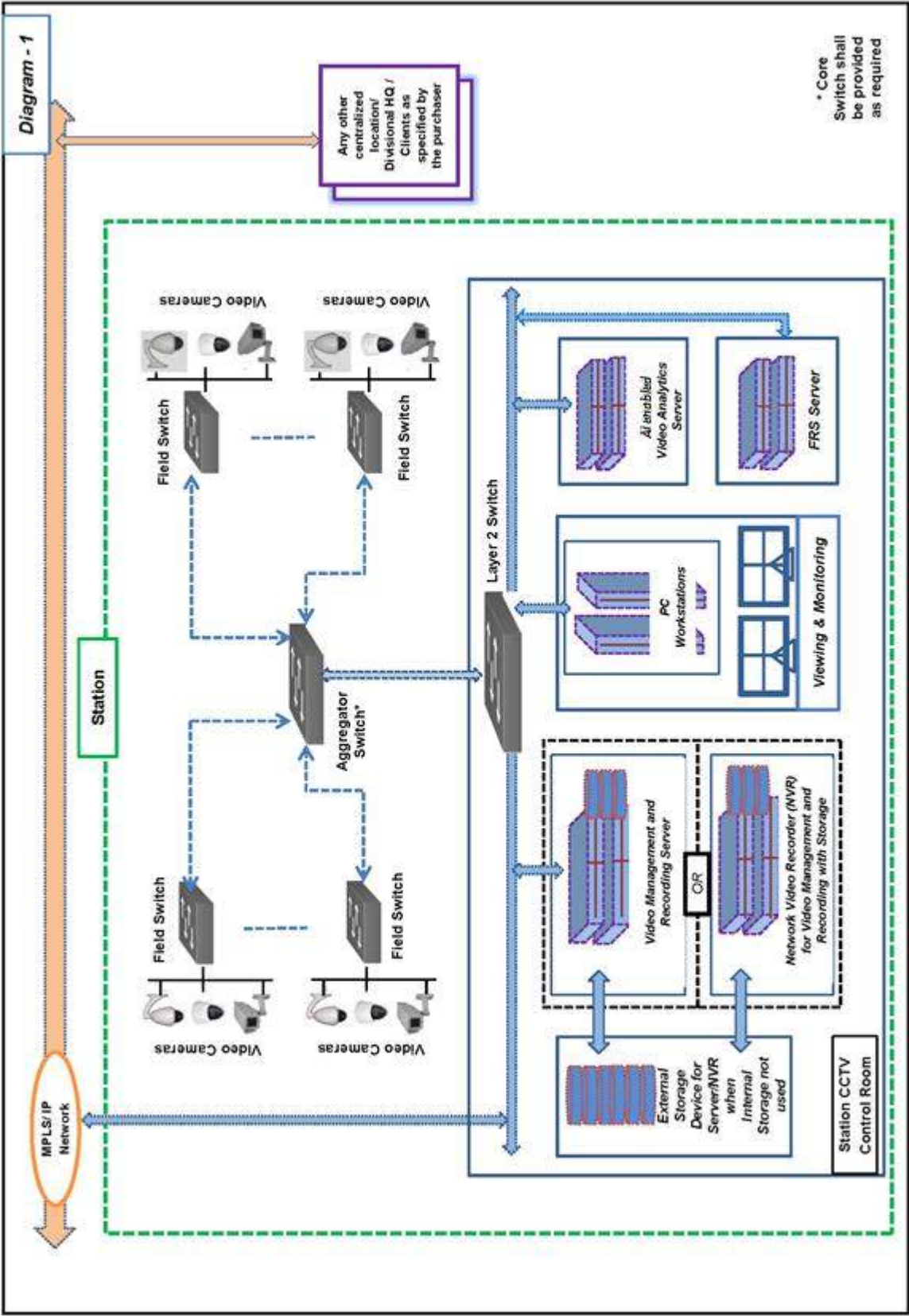
- i) Schematic Diagram
- ii) Installation and maintenance manual
- iii) Operating and troubleshooting manual
- iv) System commissioning report consisting of complete network diagram of Video Surveillance system, Cable route plan, Control/Equipment room layout diagram and Station layout diagram.

-X-X-X-

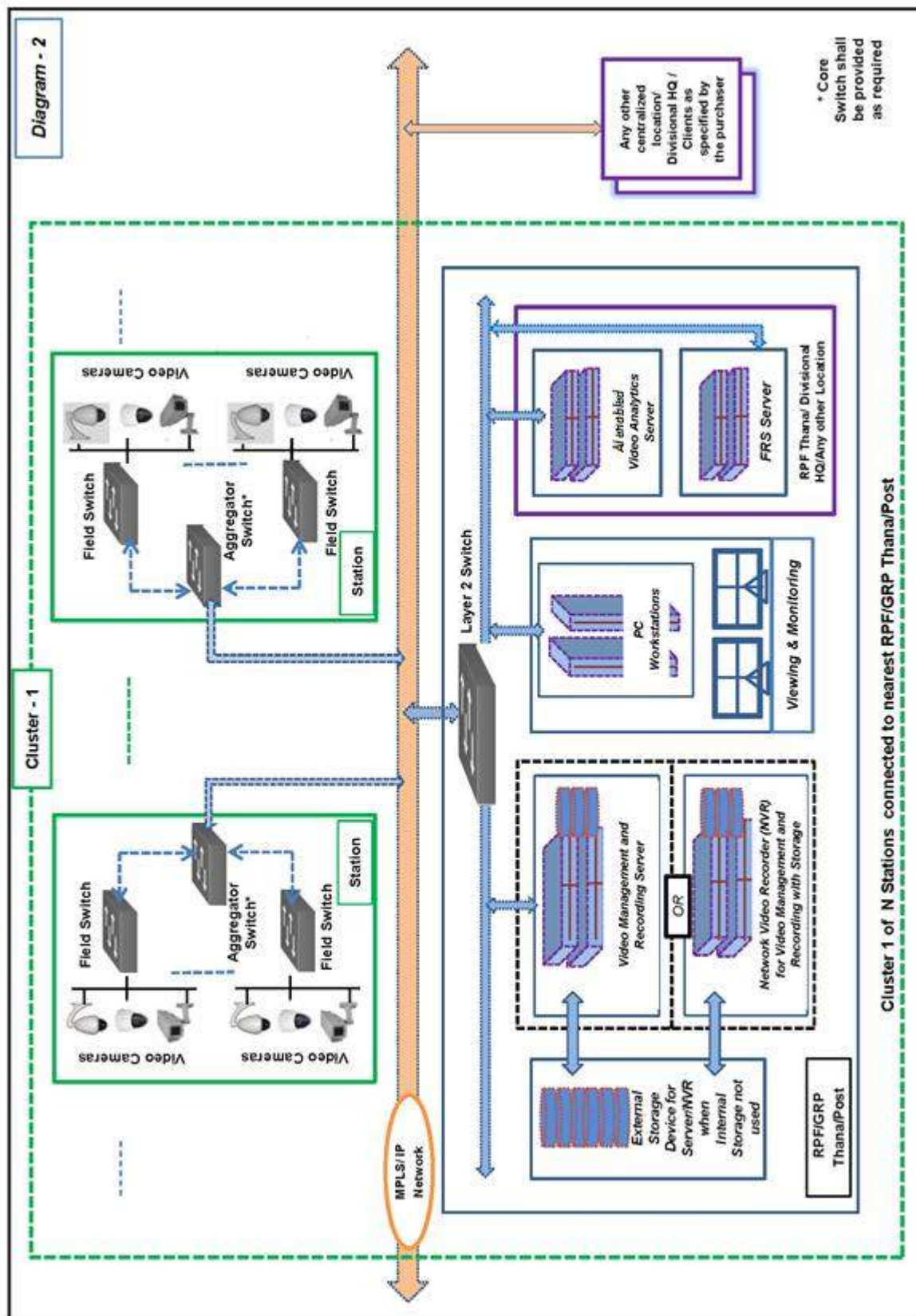
Signature Not  
Verified

Digitally signed by  
JAGDISH PRASAD  
MEENA  
Date: 2024.12.02  
11:06:43 IST  
Reason: IREPS-CRIS  
Location: New Delhi

28.0 Schematic Diagram – 1 : Tentative Schematic Diagram of Video Surveillance System for Stations



29.0 Schematic Diagram – 2 : Tentative Schematic Diagram of Video Surveillance System for Cluster of Stations





30.0 Schematic Diagram – 3 : Tentative Schematic Diagram of Video Surveillance System of Cloud Based Architecture for Cluster of Stations

