

Actual requirement for "Supply and installation of I type Bracket and SS strainer in Bio Toilet of PRYJ & CNB based trains"

S. no.	Description	Quantity of coaches					No. of Bio toilets*	unit	Rate in Rs per Bio-toilets* (0.25 coach)	Amounts in Rs	Net Amount including GST @ 18% in RS
		PRYJ				MEMU					
		LHB	ICF	LHB	ICF						
1	Supply and fitment of F type Bracket in Bio Toilet	543	55	132	168	268	(543+55+132+168+268)x4=4664	nos	600	2798400	2798400
2	Supply and Fitment of SS cage Size 100 mm	543	NA	132	NA	118	(543+132+118)x4=3172	nos	150	475800	475800
3	Supply and fitment of SS cage Size 150 MM	NA	55	NA	168	150	(55+168+150)x4=1492	nos	150	223800	223800
4	Labour Charges	543	55	132	168	268	(543+55+132+168+268)x4=4664	nos	625	2915000	2915000
										6413000	6413000

* each coach contains 04 no of bio- toilet tanks

Overall rate per coach =(6413000/1166)= Rs 5500/- since each coach has 4 bio-toilet therefore overall rate will be 1375 per biotoilets.



सुश्री सुश्री सुश्री (कोच), प्रमोद
उपमोद, अमर सुश्री
SSE/C&W/INCR-1/ICNB

13/01/26
कोचिंग डिप्टी (कोचरी)
अमर सुश्री, अमर सुश्री
Coaching Depot Officer
for C&W/INCR-1/ICNB

13/01/26
SSE/C&W/INCR-1/ICNB
सुश्री सुश्री सुश्री (कोचरी)
उपमोद, अमर सुश्री
SSE/C&W/INCR-1/ICNB

Signature Not Verified

Digitally signed by
SURESH KUMAR
Date: 2026.01.20
18:53:17 +05'30'

Reason: IIRPS-CRIS
Location: New Delhi

(A) SCOPE OF WORK

1. Scope of work consists of "Installation of F type Bracket and SS Strainer in Bio- Toilet of PRYJ & CNB Based Trains". Breakup of which is as Under:-

S. No.	Description (A)	Unit (B)	Quantity (C)	Quantity in Terms of Bio toilets D=(C x 4)
(a)	Installation of F type Bracket	coach	1166	4664
(b)	Supply and fitment of SS cage Size 100 mm		793	3172
(c)	Supply and fitment of SS cage Size 150 MM		373	1492
(d)	Labour Charges		1166	4664

- During this work, removal and fitment of S trap, hose connector and Bracket to be executed by the firm.
- The fitment work will be done as per drawing.
- The mounting and unmounting work related to this work and the pipe fitting, carpentry, welding and outer surface cleaning of bio tank work will be done by the firm.
- This entire work must be completed within 180 days after the PO is issued by the firm. The work will be executed in close coordination with CNB, PRYJ, CNB MEMU depot and availability of manpower must be ensured by the contractor as per instructions of Rly. Representatives.
- If any contradiction occurs during this work, then decision of Sr. DMI Coaching PRYJ/NCR will be final and binding.
- Work may involve opening & closing of top cover, safety belt of bio tank.
- Fitting required to be replaced during execution will be provide by the firm.
- Work will be executed at Pit Line & Sick Line of PRYJ, CNB and CNB MEMU depot.

1. Removed material to be hand over to SSE/C&W/CNB/ or SSE/C&W/PRYJ or SSE/MEMU/CNB where the installation work will be executed.

(B) PAYMENT TERMS

1. 50% of payment will be made upon the successful delivery of material by the firm and accepted by the consignee.
2. Balance 50% of payment will be made after the successful installation of material at CNB, PRYJ and CNB MEMU depot. However the payment against installation will be done on actual basis i.e. on Number of Bio-Toilets tanks modified with the F type bracket and SS Strainer.
3. Before releasing 50% of payment as per (2) above, firm has to submit a Warranty Security Deposit with validity as per IRS Condition to the value of 5% of the total Contract value.

(C) PENALTY

1. The Work of modification of Bio Tank must be carried out within 6 Hours of offering the coach and if work is delayed beyond above stipulated time period then penalty if Rs 5000/- per coach will be imposed.
2. During execution of work, if contractor does not dispose off the generated litter at nominated place advised by the consignee then penalty of Rs 500/- will be imposed per instance.
3. Any rework/ leftover work required at the time of coach fitment will be done by contractor at their own labour cost otherwise penalty of Rs 500/- per bio tank per day will be imposed.
4. If any shortcomings related to modification are noticed during the execution of work by Rly. authority, then penalty of RS 500/- per case will be imposed.
5. All penalties will be deducted from the running bills or Security Deposits.


(D) OTHER TERMS AND CONDITIONS


1. FOR Destination
2. Mode of Dispatch By rail /road, free at destination.

मानिएर सेक्शन इंजीन (फिल्टर)
उपमंडली-वागपुर सेक्शन :
SSE/C&W/CNB/
मानिएर सेक्शन इंजी (फिल्टर) फिल्टर
उपमंडली, कनपुर सेक्शन
03-01-2026

(D) OTHER TERMS AND CONDITIONS

1. FOR Destination
2. Mode of Dispatch By rail /road, free at destination.
3. Standard Governing Conditions IRS Conditions of Contract: The contract shall be governed by latest version (along with all correction slips) of IRS conditions of contract, and all other terms and conditions incorporated in the tender documents
4. Inspection By TPI for supply part.
5. Delivery Period Firm to deliver the material within 90 days of LOA and installation within further 90 days subjected to coach availability.


संलग्न दिये सविस्तर
संलग्न दिये सविस्तर
संलग्न दिये सविस्तर
संलग्न दिये सविस्तर


संलग्न दिये सविस्तर
संलग्न दिये सविस्तर
संलग्न दिये सविस्तर
संलग्न दिये सविस्तर

संलग्न दिये सविस्तर
संलग्न दिये सविस्तर
संलग्न दिये सविस्तर
संलग्न दिये सविस्तर

Technical specification

Specification of F type Bracket and SS strainer in Bio Toilet

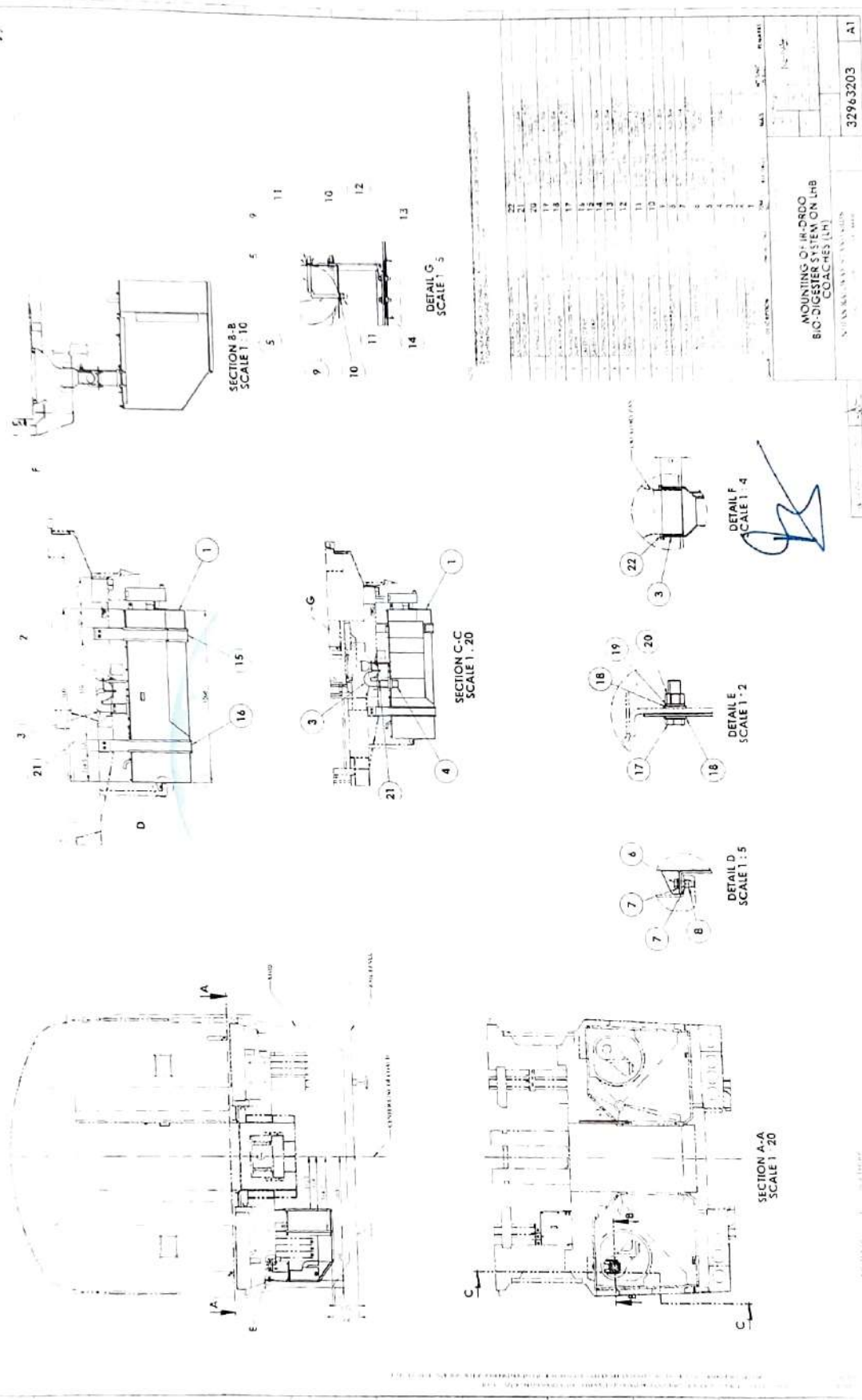
S. no.	Item Description	Material /Drawing No./IS Code	Qty Fitted In One Toilet (No's)
1.	F- type mounting Bracket for bio toilet coaches	1.Channel, items No.-1,Drawing No AAA63680. (Item No- 06 Drawing no- AAA63681)	01
		2. Plate, items No-1,Drawing No-AAA63679.(Item No- 05 Drawing no- AAA63681)	01
		3. Plain washer B-9, IS:2016-1967,TAB,TYPE-A, AISI -304 (items No- 13) Drawing No- 32963203	04
		4. Spring lock washer B-8 ,AISI-304 (items No-014) Drawing No- 32963203	04
		5.SS Hexagon nut M-8,IS:1364(P-3)2002,TAB -1 and IS:1367(P-14/SEC-2)2002 A2 -70 , TAB-2 (items No- 2)	04
		6.hex head screw M 08x30 ,IS:1364(P-3)2002,TAB -1and IS:1367(P-14/SEC-2)2002 A2 -70 , TAB-2(items No12)Drawing No- 32963203	04
		7.Plan washer 11 ,AISI 304,IS:3063 _1967,TAB-2,TYPEA.(Drawing NoAAA63681 ,items No- 04).	02
		8.Spring Lock washer B-10 IS:3063 _1994,TAB-1A.TYPE- B.(Drawing No-AAA63681 , items No- 03)	02
		9.SS Hexagon head screw M10X30 , IS1364(P-2)2002 TAB-1(Drawing no- AAA63681 Item no- 01)	02
		10. SS Hexagon head nut M10 IS1364(P-2)2002 TAB-1(Drawing no- AAA63681 Item no- 02)	02
2.	U Bracket for strap securing bio toilet coaches	U Bracket, CG-16014(Drawing No- 32963203items No- 5)	02
		Plain Washer (B11),IS:2016-1967,TAB,TYPE-A , AISI - 304 (Drawing No-32963203 , items No- 9	04
		Spring Lock Washer (B-10)IS:3063-1994,TAB-1A, TYPE-B , AISI-304 (Drawing No- 32963203 ,items No- 10)	04
		Stainless Steel Hex Nut (m10), IS:1363(Part-3)2002 .TAB-1IS:1367(P-14/SEC-2)2002 A2 -70 , TAB-2(Drawing No-32963203 , items No- 11	04
3.	SS Strainer	SS 304 wire /rod-8 gauge size- 90 to 94 mm outer dia for LHB (as per RB letter no- 2021/M(C)/141 2PT2 Dt- 08.05.25	01
		SS 304 wire /rod-8 gauge size- 140 to 144 mm outer dia for ICF (as per RB letter no- 2021/M(C)/141 2PT2 Dt- 08.05.25	01

Signature Not Verified

Digitally signed by
SURESH KUMAR
Date: 2026.01.20
18:53:17 +05'Reason: IIRPS-CRIS
Location: New Delhi

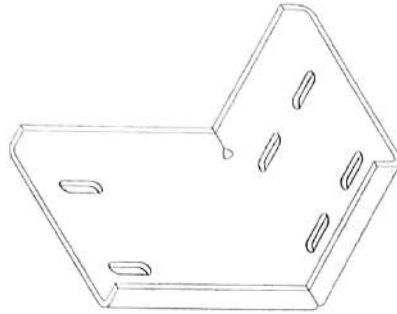
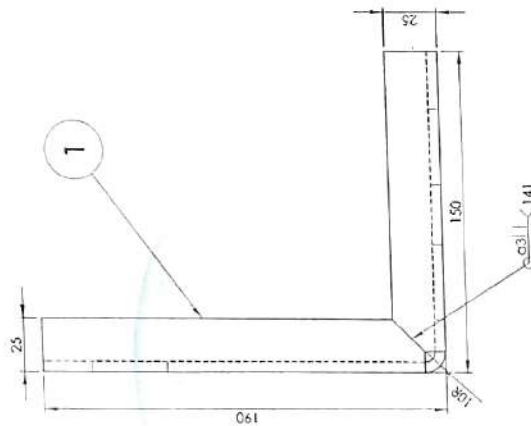
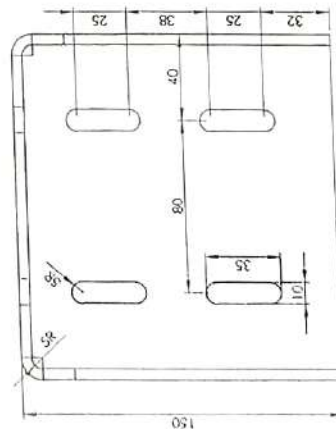
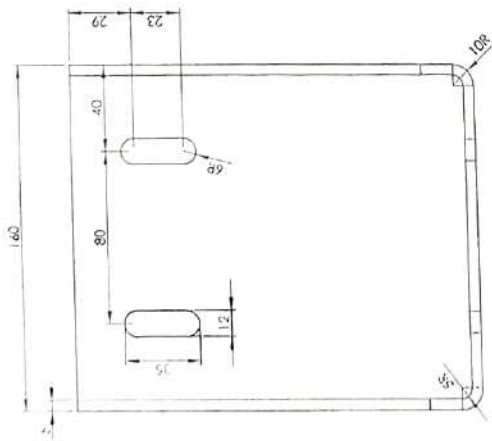
उत्तर प्रदेश विधानसभा
उत्तर प्रदेश विधानसभा
उत्तर प्रदेश विधानसभा
उत्तर प्रदेश विधानसभा
उत्तर प्रदेश विधानसभा

6
संविधान सभा इन्जी (केन्द्रीय) प्रवर्तक
उत्तर प्रदेश विधानसभा
SSC/C&W/NCR-1/c/CNB



Signature Not Verified
Digitally signed by SURESH KUMAR
Date: 2026.01.20 18:53:17
Reason: IREPS-CRIS
Location: New Delhi

AAA63680



ISO METRIC VIEW

Handwritten signature/initials.

APPROVED & DATE	DESCRIPTION	DATE
APPROVED & DATE	DESCRIPTION	DATE
APPROVED & DATE	DESCRIPTION	DATE

QTY.	CHANNEL	DESCRIPTION	DIMENSIONS	ITEM NO.	REF. DRGS.	MAT. SPEC.	WT/MTR IN KGS.	REMARKS
1	CHANNEL	5X19X332		1			2.44	
SURFACE AREA IN SQ. M								
GROUP 6-3								
SCALE								
1:5								
ALT.								
4LT2								
DRN								
LAMFOZHILAN								
LAMFOZHILAN								
SHEET 1 OF 1								
INDIAN RAILWAY STANDARDS								
INDIAN RAILWAY STANDARDS								
AAA63680								
A3								

QTY.	CHANNEL	DESCRIPTION	DIMENSIONS	ITEM NO.	REF. DRGS.	MAT. SPEC.	WT/MTR IN KGS.	REMARKS
1	CHANNEL	5X19X332		1			2.44	
SURFACE AREA IN SQ. M								
GROUP 6-3								
SCALE								
1:5								
ALT.								
4LT2								
DRN								
LAMFOZHILAN								
LAMFOZHILAN								
SHEET 1 OF 1								
INDIAN RAILWAY STANDARDS								
INDIAN RAILWAY STANDARDS								
AAA63680								
A3								

QTY.	CHANNEL	DESCRIPTION	DIMENSIONS	ITEM NO.	REF. DRGS.	MAT. SPEC.	WT/MTR IN KGS.	REMARKS
1	CHANNEL	5X19X332		1			2.44	
SURFACE AREA IN SQ. M								
GROUP 6-3								
SCALE								
1:5								
ALT.								
4LT2								
DRN								
LAMFOZHILAN								
LAMFOZHILAN								
SHEET 1 OF 1								
INDIAN RAILWAY STANDARDS								
INDIAN RAILWAY STANDARDS								
AAA63680								
A3								

Signature Not Verified

Digitally signed by
SURESH KUMAR
Date: 2026.07.20
18:53:17 +05'30'
Reason: I am a PS-CRIS
Location: New Delhi

Signature Not Verified

Digitally signed by
SURESH KUMAR
Date: 2026.07.20
18:53:17 +05'

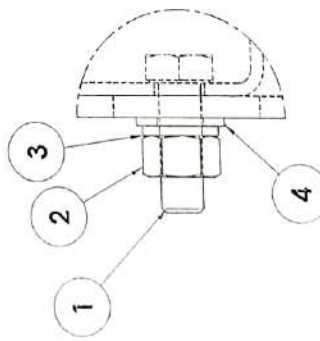
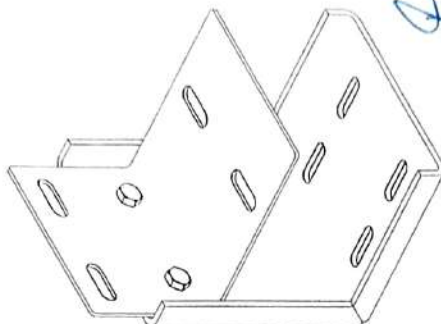
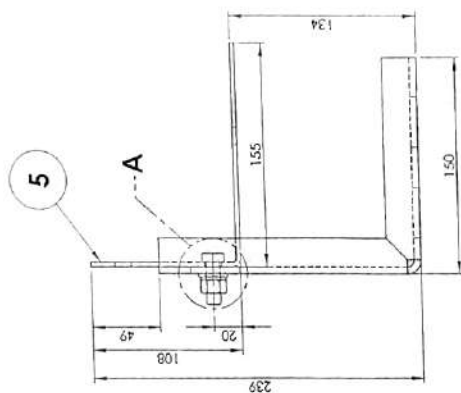
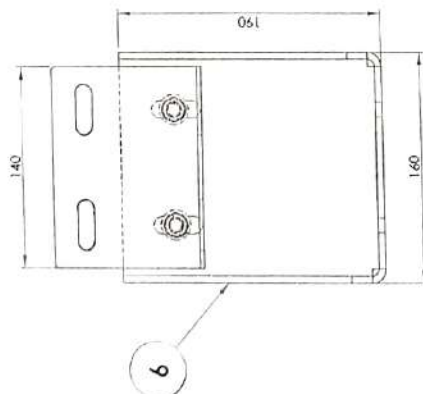
Reason: IRPS-CRIS
Location: New Delhi

10

page 9 of 11

AAA63681

V CHECKED ()		FORMA CHECKED ()		REVISIONS	
VV CHECKED ()		FORMA CHECKED ()		DATE	
VVV FILE IN SYSTEM ()		CHAMFERED ()		DRAWING UPDATED	
AUT		JONE		SIGNATURE	



DETAIL A
SCALE 1:1

QTY.	DESCRIPTION	DIMENSIONS	ITEM NO.	REF. DRGS.	MAT.	W. UNIT IN KGS.	REMARKS
1	CHANNEL		6	AAA63680		2.44	
1	PLATE		5	AAA63680		0.52	
2	PLAIN WASHER	11	4	8201-612A 14521-108A 14521-108A	AS-304		
2	SPRING LOCK WASHER	810	3	14521-108A 14521-108A	AS-304		
2	HEXAGON NUT	M10	2	81344-PT 32002-1A3-1	14521-108A 14521-108A		
2	HEX HEAD SCREW	M10 X 30	1	81344-PT 32002-1A3-1	14521-108A 14521-108A		
GROUP: 6-3		SURFACE AREA IN SQ. MM.		W. UNIT IN KGS.			
				SCALE			
				5			
				AUT			
				4			
				DRN			
				LAWPOHILAN			
				LAWPOHILAN			
				SHEET			
				1 OF 1			
				AAA63681			
				A3			

INDIAN RAILWAY STANDARDS

INDIAN RAILWAY STANDARDS

JOINTLY DEVELOPED BY IR & DRDO

REF DRG 1/2

07-04-2017

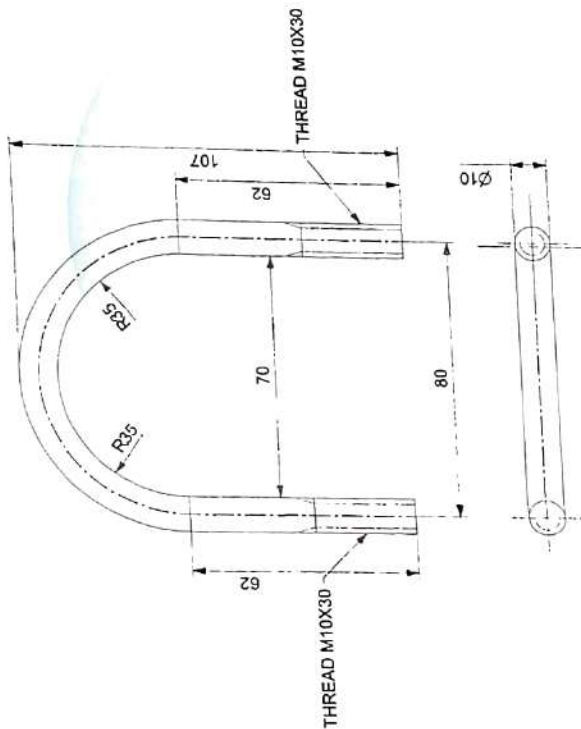
DATE OF ISSUE

11-2017

DATE OF ISSUE

07-04-2017

DATE OF ISSUE



आकृति नं
ENTERED
INTO
भारतीय
DATA BASE

01 FEB 2017

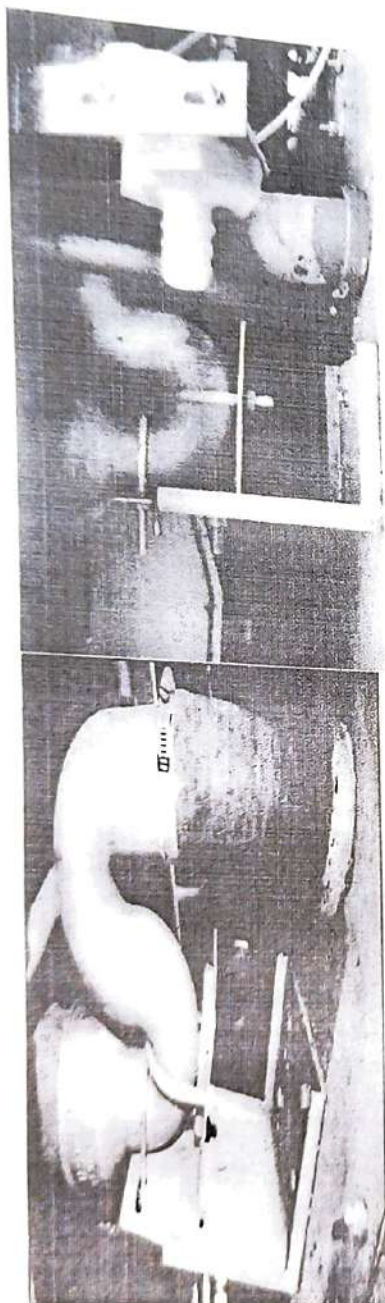
1	S.S. BAR ϕ 10 X 250	NO. REF. DIMS.	NO. IN 1 SET	REMARKS
ITEM	DESCRIPTION & DIMENSIONS	NO. REF. DIMS.	NO. IN 1 SET	REMARKS
SUPERSEDED BY:-				
INDIAN RAILWAYS				
ICF/IRCF TYPE COACHES				
U BRACKET				
SUPERSEDES:-				
SCALE	P	1:5	C	1:5
REFERENCE	D	1:5	C	1:5
J.S. 18/4/74	R.D.S.O.	1001	B.G.	CG-16014

ALT	ITEM AUTH.	DESCRIPTION	END	DATE
-----	------------	-------------	-----	------

Signature Not
Verified

Digitally signed by
SURESH KUMAR
Date: 2026.01.20
18:53:17 +05'30'
Reason: IIRPS-CRIS
Location: New Delhi

Annexure A to L.No. 2021/M(C)/141/2Pt2 dt 08.05.2025 - Pictures of the F type clamp mount



Annexure B to L.No. 2021/M(C)/141/2Pt2 dt 08.05.2025 - Schematic drawing of SS Cage

Indicative Drawing of SS-strainer for fitment in S-Trap

