

**FOR EPC  
TENDER ONLY**

**AUTHORITY OF WORK:-**  
PINK BOOK -2006-2007  
PAGE NO.4.2.1  
ITEM NO. 10

**LEGEND:-**

1. PROP. WORK SHOWN THUS.
2. EXIST. WORK SHOWN THUS.
3. DISMANT. WORK SHOWN THUS.

**NOTE:-**

1. ALL DIMENSIONS ARE IN MILLI METER UNLESS OTHERWISE SHOWN.
2. THIS Dwg IS BASED ON RDSO GRD NO: FFC/420/STANDARD LAYOUT OF STATION BUILDING/VER-1 DT-29.04.2024
3. THE LOCATION OF THE STATION BUILDING SHALL BE AS CLOSE TO THE CENTRE OF THE YARD AS POSSIBLE.
4. THE STATION BUILDING SHALL BE 3600 MM ABOVE THE LEVEL OF STATION LEVEL.
5. FOUNDATION OF THE BUILDING TO BE KEPT AS PER SOIL CONDITION OF THE SOIL.

| NO.     | WIDTH | HEIGHT | LINTEL LVL. |
|---------|-------|--------|-------------|
| DOORS   |       |        |             |
| D1      | 1200  | 2100   | 2100        |
| D2      | 900   | 2100   | 2100        |
| D3      | 750   | 2100   | 2100        |
| WINDOWS |       |        |             |
| W       | 1200  | 1235   | 2100        |
| W1      | 1200  | 1235   | 2100        |
| W2      | 3600  | 1500   | 2100        |
| W3      | 1200  | 935    | 2100        |
| V       | 600   | 500    | 2800        |
| V1      | 600   | 500    | 2800        |

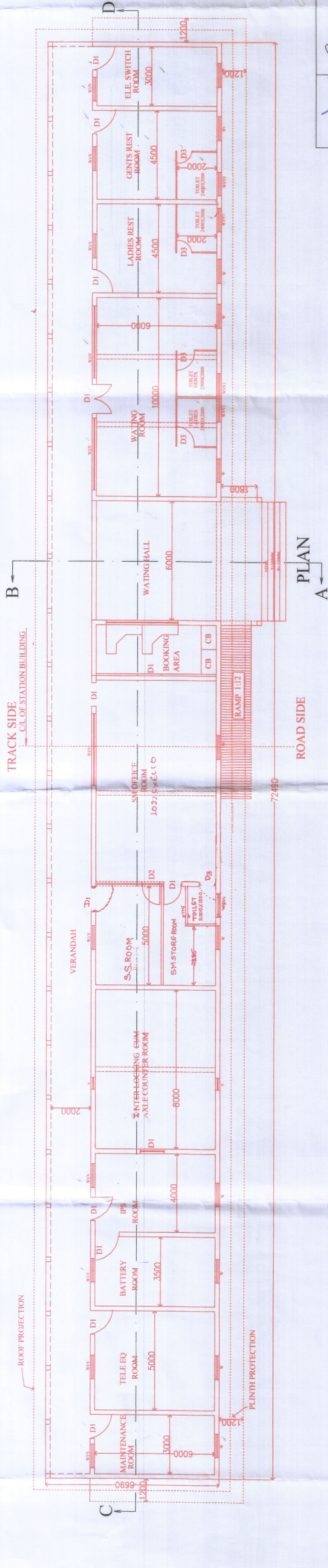
## DETAIL OF FOUNDATION

(SCALE-1:25)



## SECTION AT A-B

## SECTION AT C-D

## FRONT ELEVATION



|   |          |                          |  |            |  |
|---|----------|--------------------------|--|------------|--|
| DATA/BSB  | 21/11/20 |                          |  |            |  |
| SR/JENCO /BSB   | 21/11/20 |                          |  |            |  |
| SR/JENCO /BSB   | 21/11/20 |                          |  |            |  |
| SR/DOM/BSB  | 21/11/20 |                          |  |            |  |
| SR/JEE/BSB  | 21/11/20 |                          |  |            |  |
| SR/JST/BSB  | 21/11/20 |                          |  |            |  |
| SIGN. OF DIVIL. OFFICERS  |          | SIGN. OF CON' OFFICERS   |  |            |  |
| <p align="center"><b>N. E. RAILWAY</b><br/>CONSTRUCTION ORGANISATION</p>        |          |                          |  |            |  |
| <p align="center"><b>CHHITAUNI -TAMKUH ROAD NEW LINE</b><br/><u>PROJECT</u></p> |          |                          |  |            |  |
| <p align="center"><b>PROPOSED STATION BUILDING AT</b><br/><b>MADHUBANI</b></p>  |          |                          |  |            |  |
| C. E. CASE No. W/CON/   |          | * C. E. / CON / PLAN NO. |  | DATE       |  |
|   |          | SCALE: 1:100             |  | 21/02/2025 |  |

|   |  |
|---|--|
| <br>SSE/CON/W/ | <br>SSE/CON/DRG |
|---|--|

JE/CON/DESIGN