[illegible]

LEGEND

F.L.	FORMATION LEVEL
R.L.	RAIL LEVEL
B.L.	BED LEVEL
P.R.P.	PROPOSED
T.H.K.	THICKNESS
C.H.	CHAINAGE
P.C.C.	PLAIN CEMENT CONCRETE
R.C.C.	REINFORCED CEMENT CONCRETE

CONSTRUCTION DEPTH

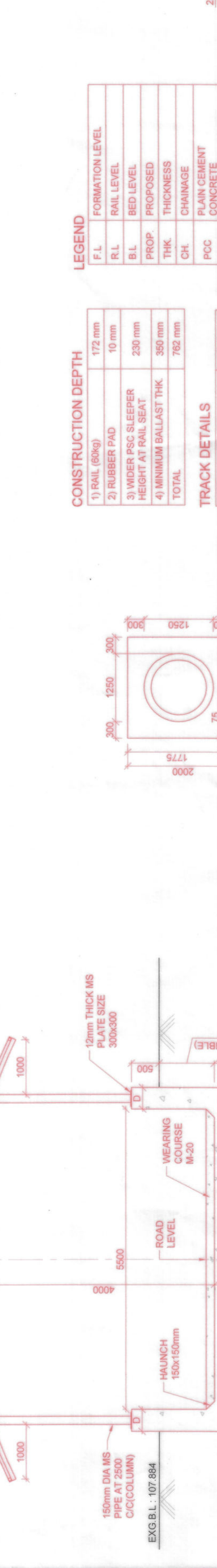
1) RAIL (60kg)	172 mm
2) RUBBER PAD	10 mm
3) WIDER PCC SLEEPER HEIGHT AT RAIL SEAT	230 mm
4) MINIMUM BALLAST THK	350 mm
TOTAL	782 mm

TRACK DETAILS

PROP R.L.	111.150 m
PROP F.L.	110.388 m

ELEVATION
SCALE 1:50

DETAILS OF WATER



150mm DIA MS PIPE AT 2500 (C/C COLUMN)

12mm THICK MS PLATE SIZE 300x300

150x150mm HAUNCH

ROAD LEVEL

WEARING COURSE

EXG B.L. : 107.884

SCALE 1:50									
S. NO.	BR. NO.	CHAINAGE	SIZE OF STRUCTURE	SKEW ANGLE	RAIL LEVEL	FORMATIO LEVEL	GL /EXISTING ROAD LEVEL	P. R L	F. L
1.	35	20029.669	1X5.5X4.0	0°	111.452	110.690	107.884	106.040	105.090


COLOR CODE LEGEND	
RED	PROPOSED
CONTINUOUS	VISIBLE
DOTTED	INVISIBLE
BLACK	EXISTING


COLOR CODE LEGEND

P.R.L	PROPOSED ROAD LEVEL
FXG	EXISTING

SCALE 1:50

CONSULTANT	CE/CON./ Plan No. BIRUB
DATE: 23/6/2025	CHK. BY
	DRAWN

 aarvee associates architects engineers & consultants pvt. ltd.	SCALE	AS SHOWN
	DATE-TOI/17/106	2025
SHEET...		

 aarvee associates architects engineers & consultants pvt. ltd.	SCALE	AS SHOWN
	DATE-TOI/17/106	2025
SHEET...		