

AAA15463

▽ ROUGH MACHINED

① ROUGH CLEANED

▽▽ FINISH MACHINED

② BURRS REMOVED

▽▽▽ FINE FINISH MACHINED

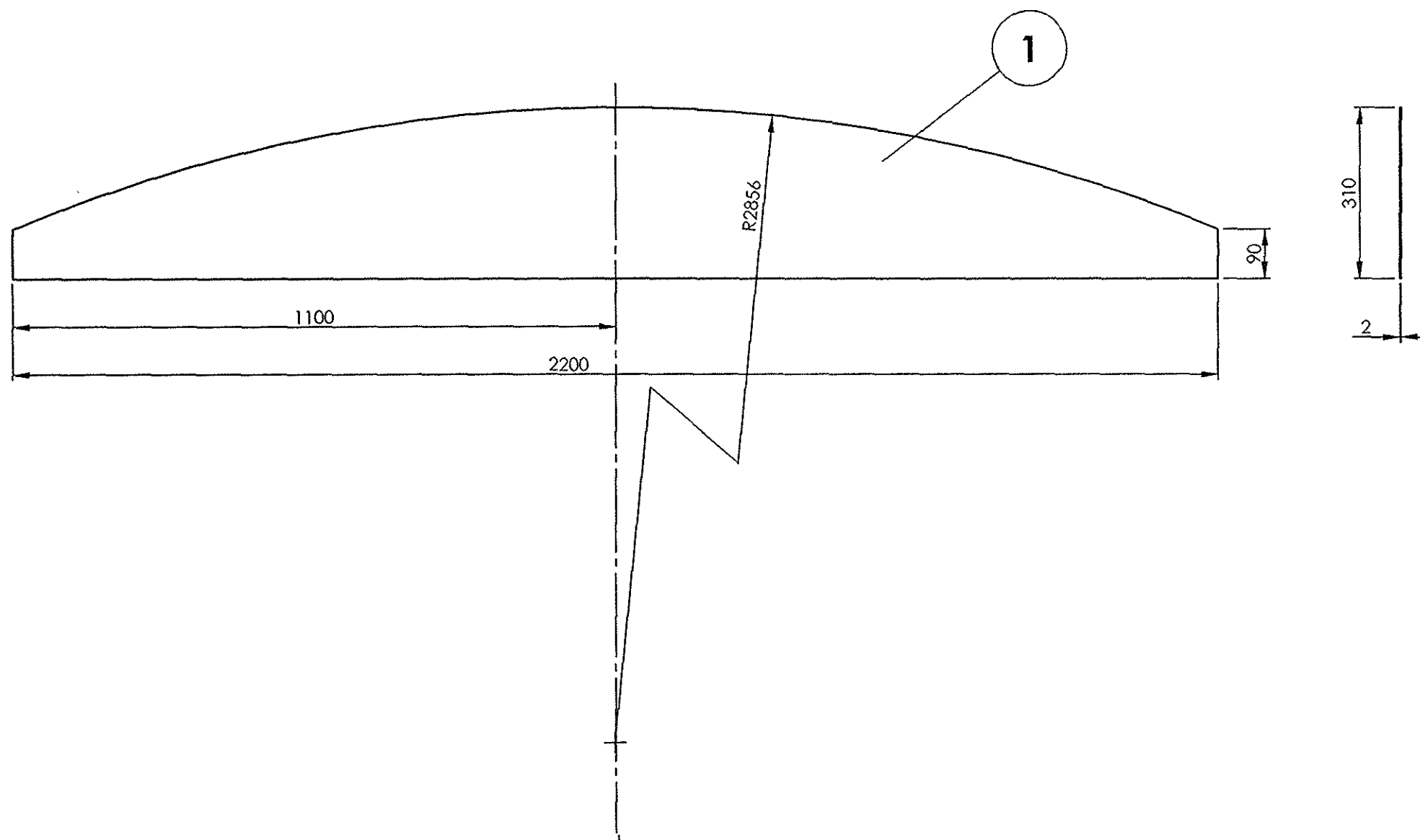
③ CHAMFERED


REVISIONS

ALT.

ZONE

DESCRIPTION

APPROVED &
DATE

1	FLANGE PLATE	2x310x2200	1		RDSO/SPEC C- K201 X2CrNi12	8.380	
QTY.	DESCRIPTION	DIMENSIONS	ITEM NO.	REF. DRGS	MATL.SPEC.	WT/UNIT IN KGS	REMARKS
GROUP: 1-5		SURFACE AREA IN Sq.m.:1.057			WT/ASSY IN Kgs:8.380		
FLANGE PLATE					SCALE	SSE/D	<i>1:10</i>
					1:10	CHD	
					ALT.	ALTD	
						DRN	H.Irshath Ahamed
INDIAN RAILWAY STANDARDS INTEGRAL COACH FACTORY, CHENNAI - 600038				SHEET 1 OF 1			
					AAA15463		A3

ALL DIMENSIONS ARE IN mm UNLESS OTHERWISE SPECIFIED. FOR UNTOLERANCED DIMENSIONS AND ROUGHNESS VALUES, REFER DRAWING NO ICF/STD-9-0001.
ANY MANUAL ALTERATION SHALL AUTOMATICALLY RENDER THIS DRAWING INVALID. WELDING SYMBOLS ARE AS PER IS: 813-1986.

REF.DRG.NO.m3 10113.0.20.120.148

AAA15465

▽ ROUGH MACHINED

⊖ ROUGH CLEANED

▽▽ FINISH MACHINED

⊖⊖ BURRS REMOVED

▽▽▽ FINE FINISH MACHINED

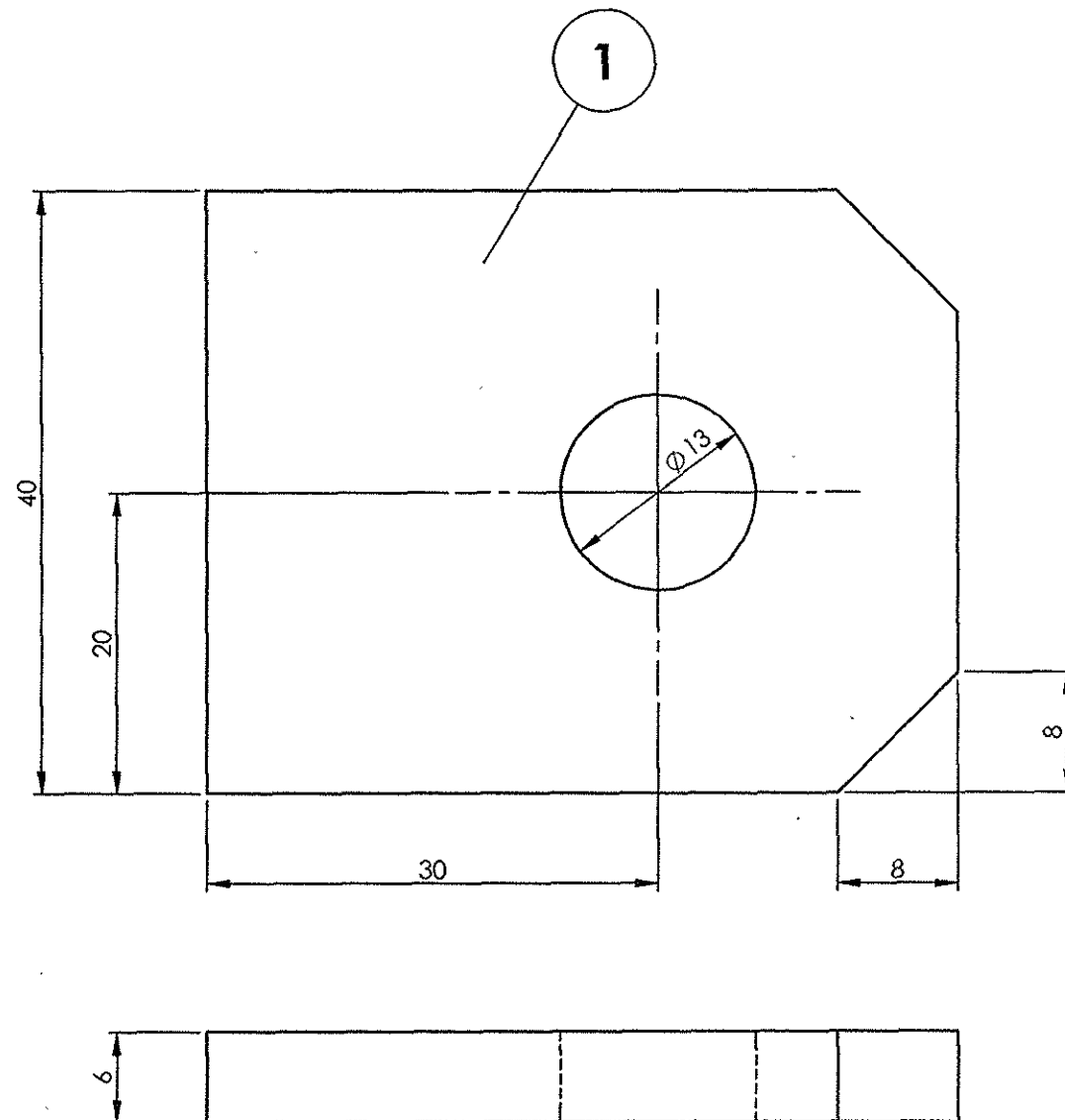
⊖⊖⊖ CHAMFERED


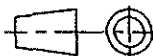
REVISIONS

ALT.

ZONE

DESCRIPTION

APPROVED &
DATE

1	GROUNDING FLAP	6x40x50	1		RDSO/SPEC C-K201 X2CrNi12	0.087	
QTY.	DESCRIPTION	DIMENSIONS	ITEM NO.	REF. DRGS	MATL.SPEC.	WT/UNIT IN KGS	REMARKS
GROUP: 1-5 END CONSTRUCTION		SURFACE AREA IN Sq.m.:0.005			WT/ASSY IN Kgs:0.087		
GROUNDING FLAP					SCALE	SSE/D	
					2:1	CHD	
					ALT.	ALTD	
						DRN	H.Irshath Ahamed
INDIAN RAILWAY STANDARDS INTEGRAL COACH FACTORY, CHENNAI - 600038				SHEET 1 OF 1			
					AAA15465		A3

	12-06-2013	
DATE OF LATEST ALT.	DATE OF FIRST ISSUE	AME/SME

ALL DIMENSIONS ARE IN mm UNLESS OTHERWISE SPECIFIED. FOR UNTOLERANCED DIMENSIONS AND ROUGHNESS VALUES, REFER DRAWING NO ICF/STD-9-0001.
ANY MANUAL ALTERATION SHALL AUTOMATICALLY RENDER THIS DRAWING INVALID. WELDING SYMBOLS ARE AS PER IS: 813-1986.

REF.DRG.NO.4 10113.0.20.095.103

AAA15465

▽ ROUGH MACHINED

⊘ ROUGH CLEANED

▽▽ FINISH MACHINED

⊘ BURRS REMOVED

▽▽▽ FINE FINISH MACHINED

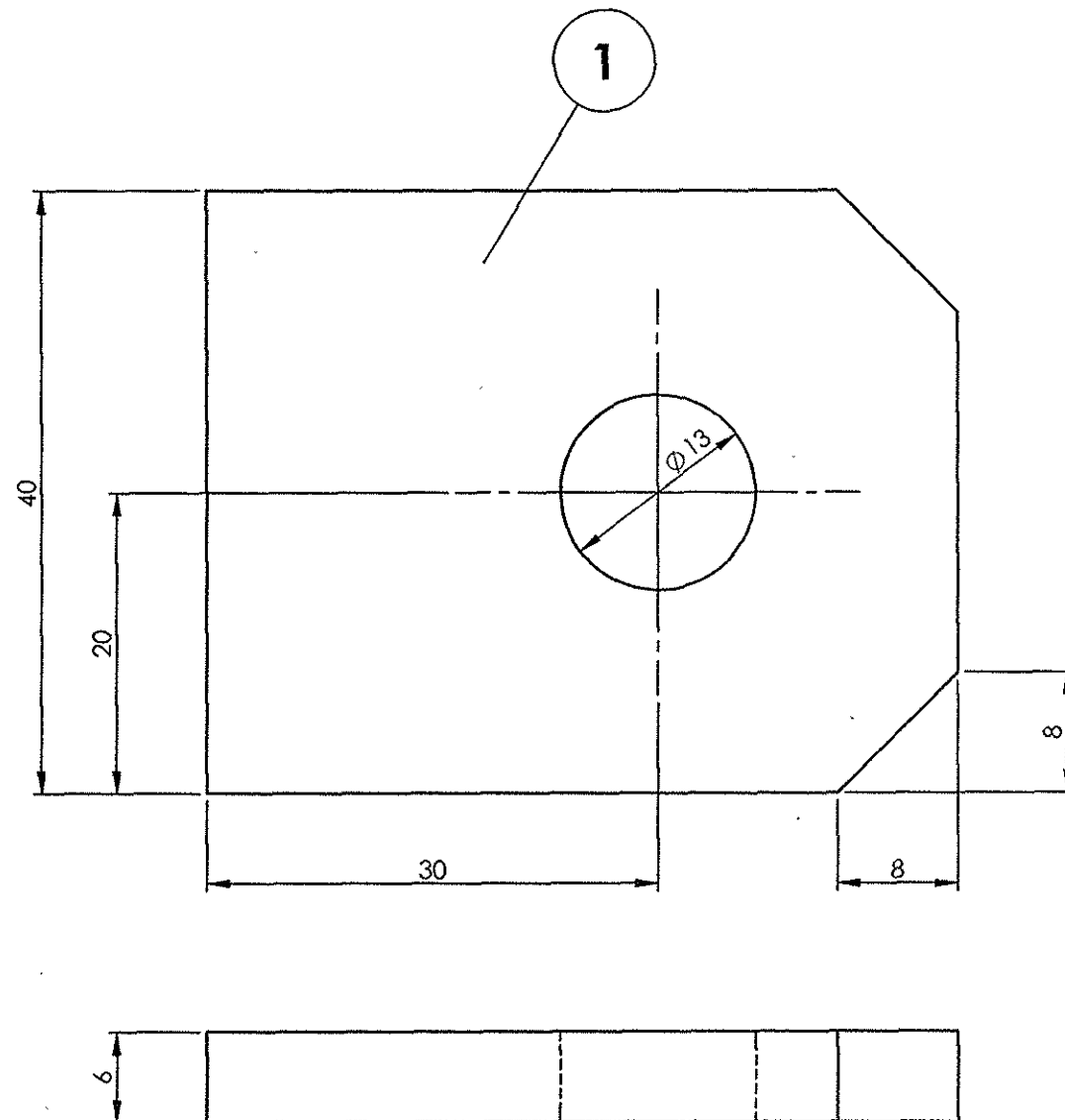
⊘ CHAMFERED

REVISIONS

ALT.

ZONE

DESCRIPTION

APPROVED &
DATE

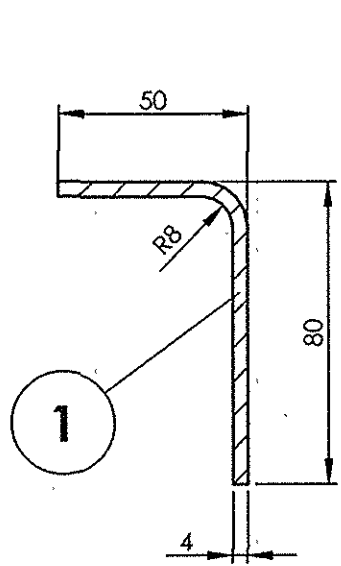
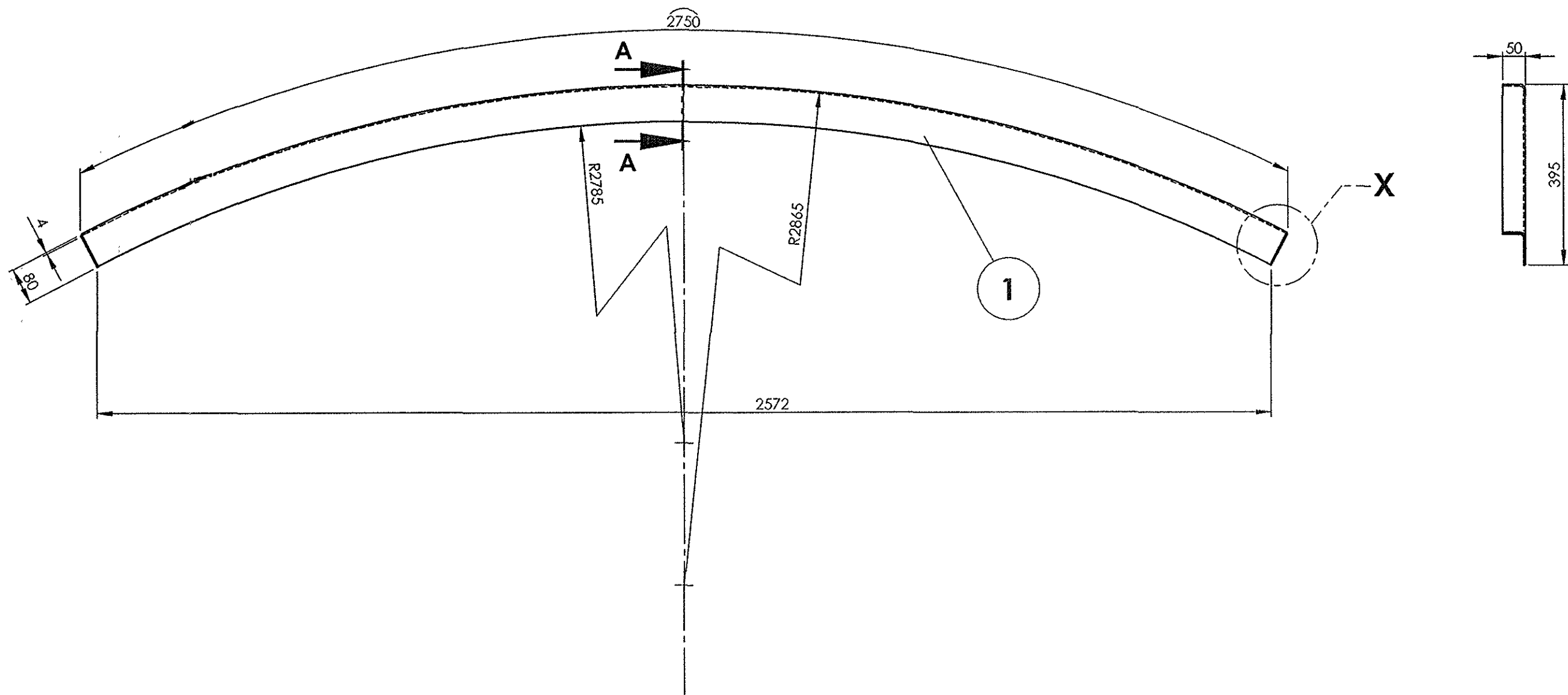
1	GROUNDING FLAP	6x40x50	1		RDSO/SPEC C-K201 X2CrNi12	0.087	
QTY.	DESCRIPTION	DIMENSIONS	ITEM NO.	REF. DRGS	MATL.SPEC.	WT/UNIT IN KGS	REMARKS
GROUP: 1-5 END CONSTRUCTION				SURFACE AREA IN Sq.m.:0.005		WT/ASSY IN Kgs:0.087	
GROUNDING FLAP					SCALE 2:1	SSE/D CHD	<i>H. Irshath</i>
					ALT.	ALTD	
						DRN	H.Irshath Ahamed
INDIAN RAILWAY STANDARDS INTEGRAL COACH FACTORY, CHENNAI - 600038				SHEET 1 OF 1			
						AAA15465	
DATE OF LATEST ALT.		DATE OF FIRST ISSUE	AME/SME			A3	
	12-06-2013		<i>W. 12/13</i>				

REF.DRG.NO.4 10113.0.20.095.103

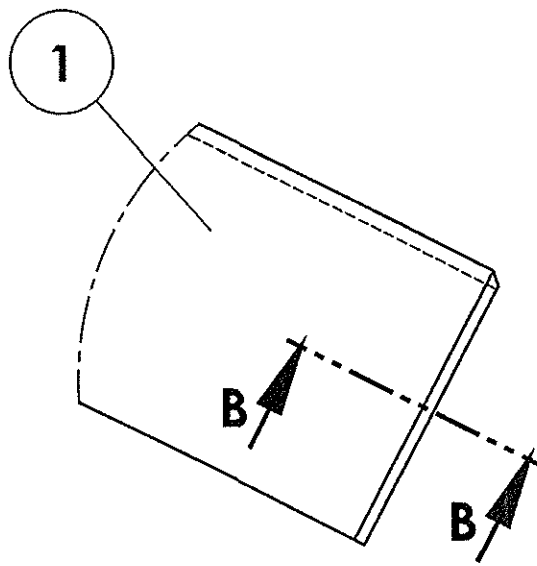
AAA15467

▽ ROUGH MACHINED	① ROUGH CLEANED
▽▽ FINISH MACHINED	② BURRS REMOVED
▽▽▽ FINE FINISH MACHINED	③ CHAMFERED

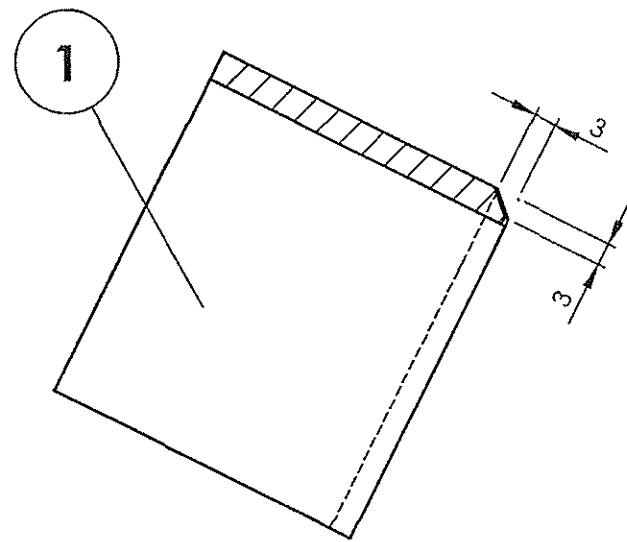
REVISIONS				APPROVED & DATE	
ALT.	ZONE	DESCRIPTION			



SECTION A-A
SCALE 1 : 2



DETAIL X
SCALE 1 : 2



SECTION B-B
SCALE 1 : 1

ALL DIMENSIONS ARE IN mm UNLESS OTHERWISE SPECIFIED. FOR UNTOLERANCED DIMENSIONS AND ROUGHNESS VALUES, REFER DRAWING NO ICF/STD-9-0-001. ANY MANUAL ALTERATION SHALL AUTOMATICALLY RENDER THIS DRAWING INVALID. WELDING SYMBOLS ARE AS PER IS:813-1986.

REF.DRG.NO.2 10113.0.20.120.114

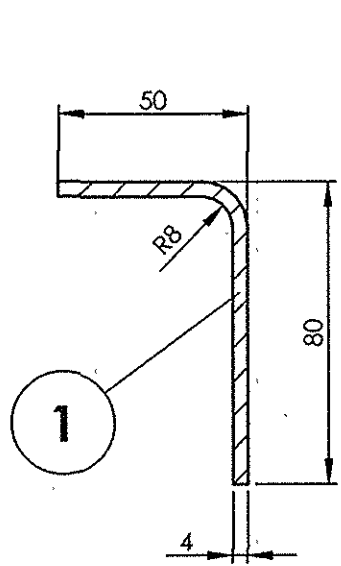
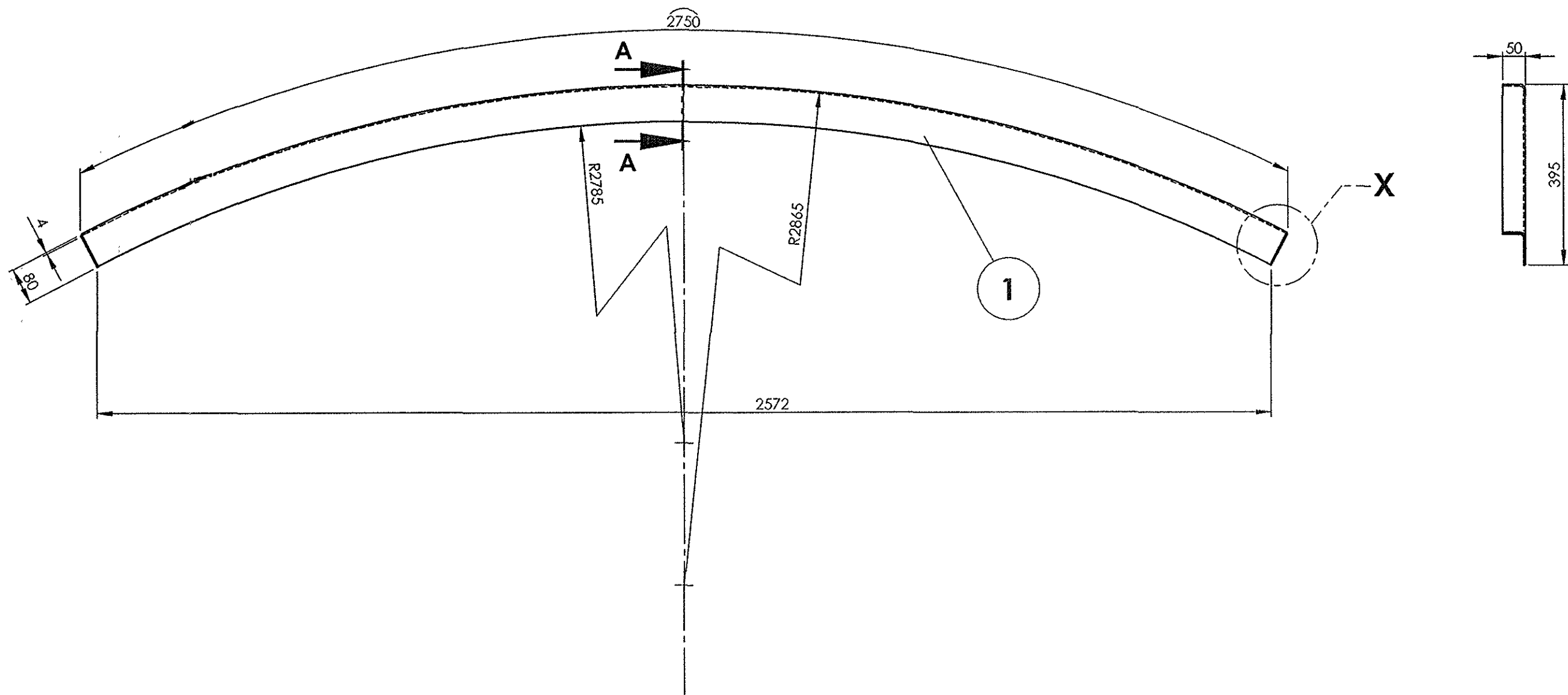
DATE OF LATEST ALT.	12-06-2013	AME/SME
---------------------	------------	---------

1	ARCH	4x122x2750	1		RDSO/SPEC C-K201 X2CrNi12	10.600	
QTY.	DESCRIPTION	DIMENSIONS	ITEM NO.	REF. DRGS	MATL.SPEC.	WT/UNIT IN KGS	REMARKS
GROUP: 1-5 END CONSTRUCTION				SURFACE AREA IN Sq.m.: 0.685		WT/ASSY IN Kgs: 10.600	
ARCH					SCALE 1:10	SSE/D	Suprem
					ALT	CHD	
					ALT	ALTD	
					DRN	DRN	H.Irshath Ahamed
INDIAN RAILWAY STANDARDS					SHEET 1 OF 1		
INTEGRAL COACH FACTORY, CHENNAI - 600038					AAA15467		
					A2		

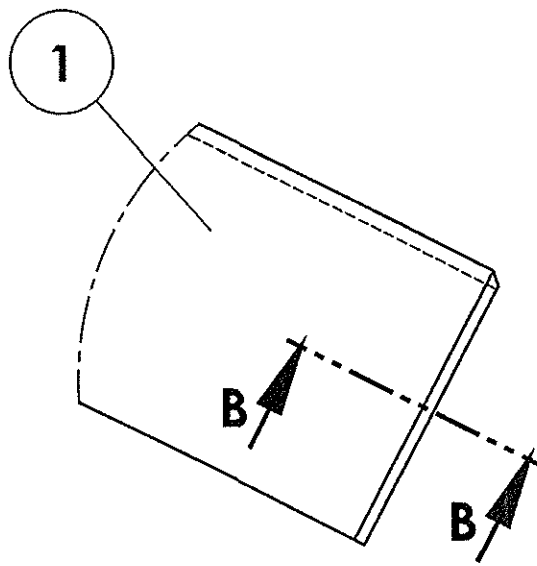
AAA15467

▽ ROUGH MACHINED	① ROUGH CLEANED
▽▽ FINISH MACHINED	② BURRS REMOVED
▽▽▽ FINE FINISH MACHINED	③ CHAMFERED

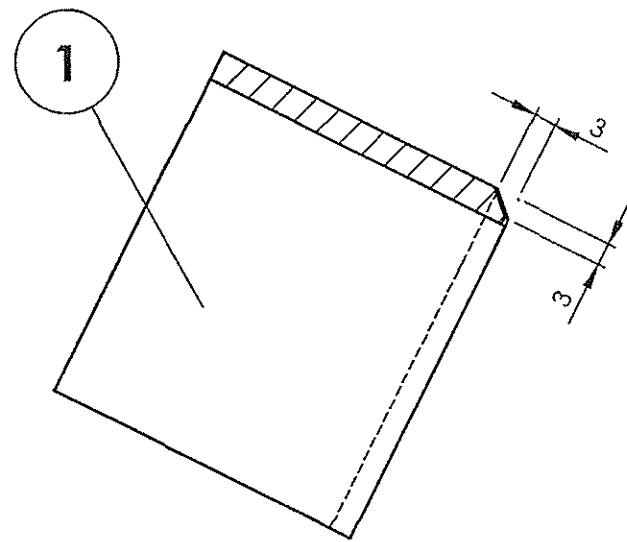
REVISIONS				APPROVED & DATE	
ALT.	ZONE	DESCRIPTION			



SECTION A-A
SCALE 1 : 2



DETAIL X
SCALE 1 : 2



SECTION B-B
SCALE 1 : 1

ALL DIMENSIONS ARE IN mm UNLESS OTHERWISE SPECIFIED. FOR UNTOLERANCED DIMENSIONS AND ROUGHNESS VALUES, REFER DRAWING NO ICF/STD-9-0-001. ANY MANUAL ALTERATION SHALL AUTOMATICALLY RENDER THIS DRAWING INVALID. WELDING SYMBOLS ARE AS PER IS:813-1986.

REF.DRG.NO.2 10113.0.20.120.114

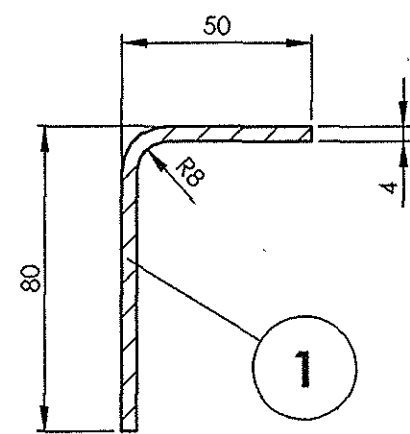
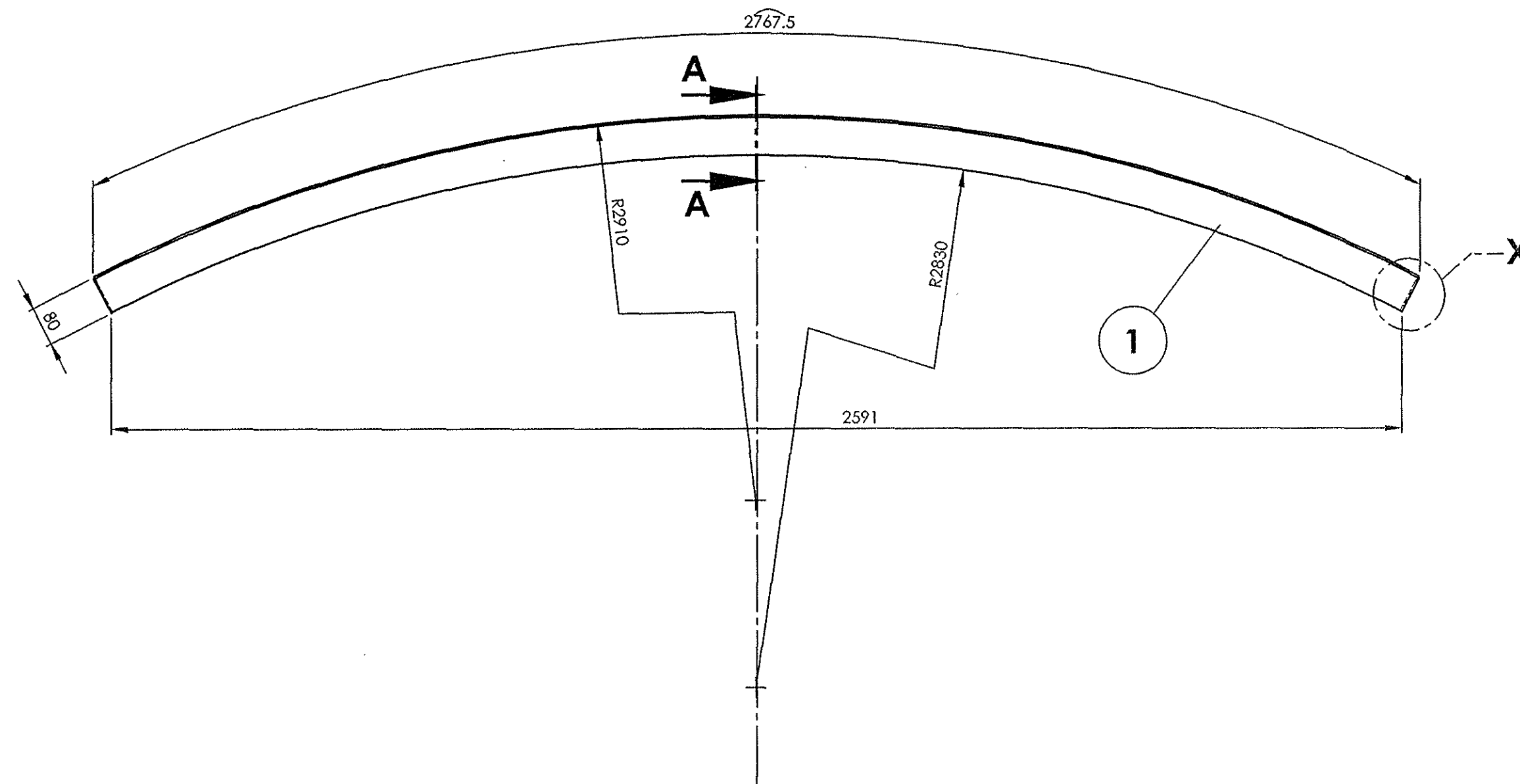
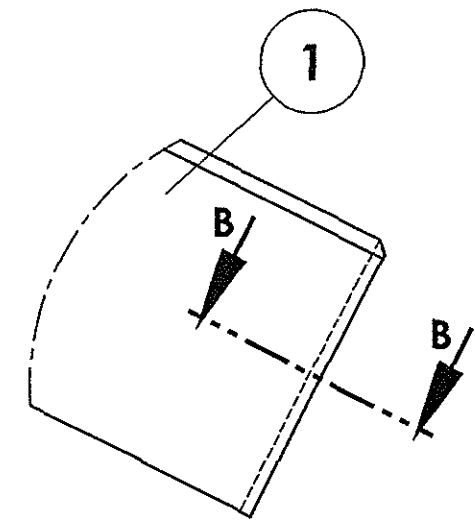
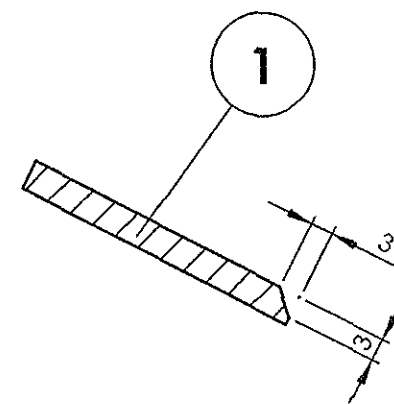
DATE OF LATEST ALT.	12-06-2013	AME/SME
---------------------	------------	---------

1	ARCH	4x122x2750	1		RDSO/SPEC C-K201 X2CrNi12	10.600	
QTY.	DESCRIPTION	DIMENSIONS	ITEM NO.	REF. DRGS	MATL.SPEC.	WT/UNIT IN KGS	REMARKS
GROUP: 1-5 END CONSTRUCTION				SURFACE AREA IN Sq.m.: 0.685		WT/ASSY IN Kgs: 10.600	
ARCH					SCALE 1:10	SSE/D	Suprem
					ALT	CHD	
					ALT	ALTD	
					DRN	DRN	H.Irshath Ahamed
INDIAN RAILWAY STANDARDS					SHEET 1 OF 1		
INTEGRAL COACH FACTORY, CHENNAI - 600038					AAA15467		
					A2		

AAA15468

▽ ROUGH MACHINED	① ROUGH CLEANED
▽▽ FINISH MACHINED	② BURRS REMOVED
▽▽▽ FINE FINISH MACHINED	③ CHAMFERED

REVISIONS				APPROVED & DATE	
ALT.	ZONE	DESCRIPTION			

SECTION A-A
SCALE 1 : 2DETAIL X
SCALE 1 : 2SECTION B-B
SCALE 1 : 1

ALL DIMENSIONS ARE IN mm UNLESS OTHERWISE SPECIFIED. FOR UNTOLERANCED DIMENSIONS AND ROUGHNESS VALUES, REFER DRAWING NO. ICF/STD-9-0-001.
ANY MANUAL ALTERATION SHALL AUTOMATICALLY RENDER THIS DRAWING INVALID. WELDING SYMBOLS ARE AS PER IS:813:1986.

REF.DRG.NO.2 10113.0.20.120.147

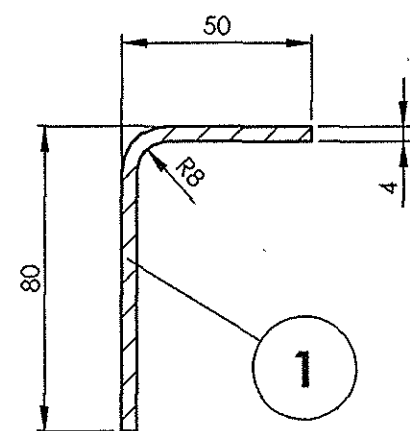
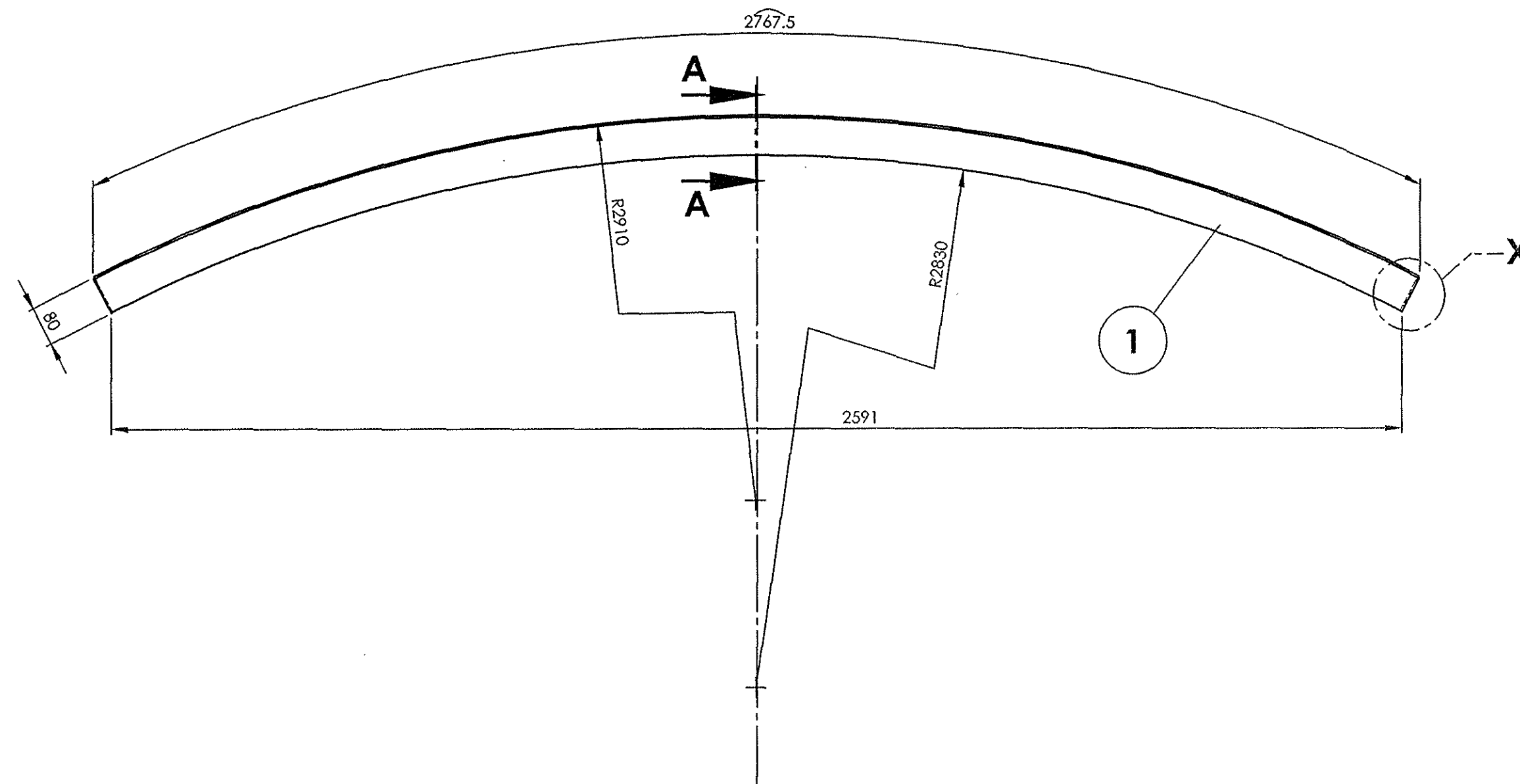
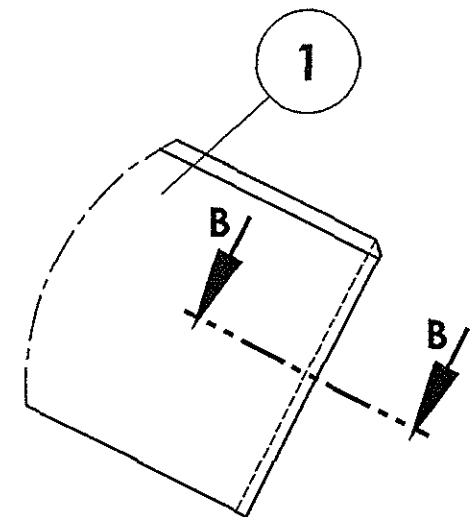
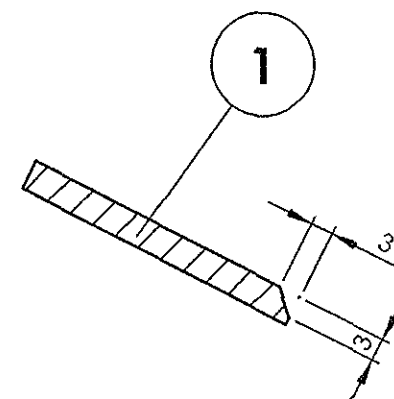
DATE OF LATEST ALT.	12-06-2013	AME/SME
---------------------	------------	---------

1	ARCH	4x122x2767.5	1		RDSO/SPEC C- K201 X2CrNi12	10.669	
QTY.	DESCRIPTION	DIMENSIONS	ITEM NO.	REF. DRGS	MATL.SPEC.	WT/UNIT IN KGS	REMARKS
GROUP: 1-5 END CONSTRUCTION				SURFACE AREA IN Sq.m.: 0.690		WT/ASSY IN Kgs: 10.669	
ARCH					SCALE 1:10	SSE/D	10.669
					ALT	CHD	
					DRN	ALTD	
					DRN	DRN	H.Irshath Ahamed
INDIAN RAILWAY STANDARDS					SHEET 1 OF 1		
INTEGRAL COACH FACTORY, CHENNAI - 600038					AAA15468		
					A2		

AAA15468

▽ ROUGH MACHINED	① ROUGH CLEANED
▽▽ FINISH MACHINED	② BURRS REMOVED
▽▽▽ FINE FINISH MACHINED	③ CHAMFERED

REVISIONS				APPROVED & DATE	
ALT.	ZONE	DESCRIPTION			

SECTION A-A
SCALE 1 : 2DETAIL X
SCALE 1 : 2SECTION B-B
SCALE 1 : 1

ALL DIMENSIONS ARE IN mm UNLESS OTHERWISE SPECIFIED. FOR UNTOLERANCED DIMENSIONS AND ROUGHNESS VALUES, REFER DRAWING NO. ICF/STD-9-0-001.
ANY MANUAL ALTERATION SHALL AUTOMATICALLY RENDER THIS DRAWING INVALID. WELDING SYMBOLS ARE AS PER IS:813:1986.

REF.DRG.NO.2 10113.0.20.120.147

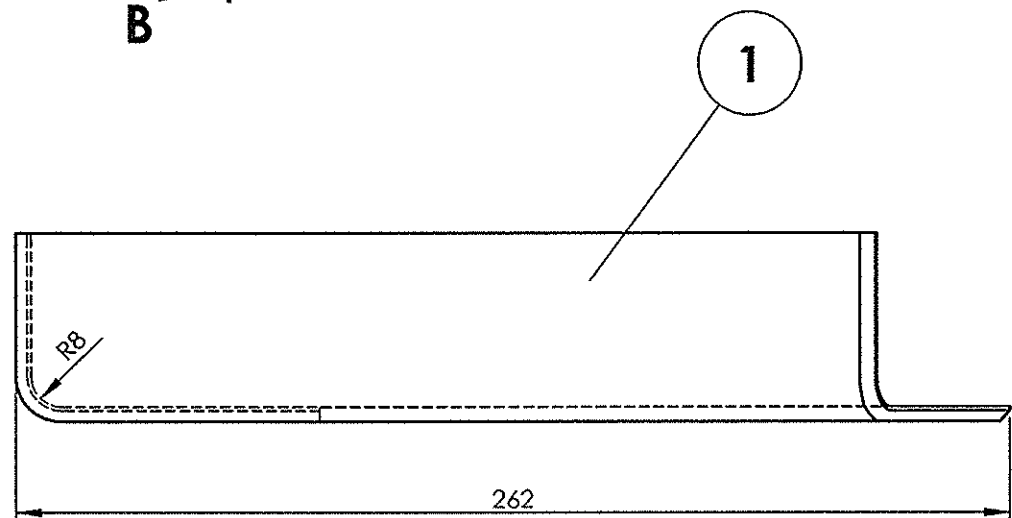
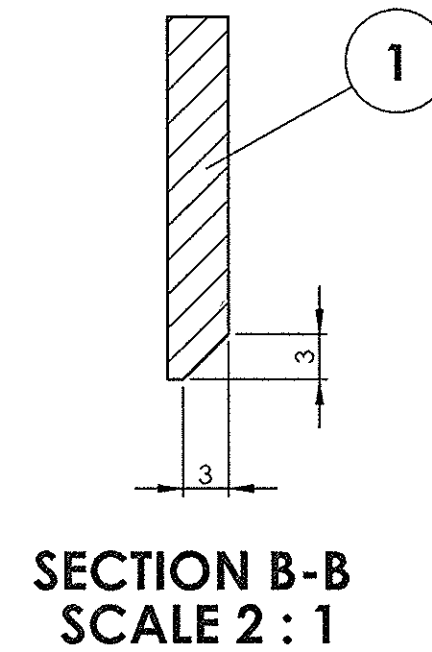
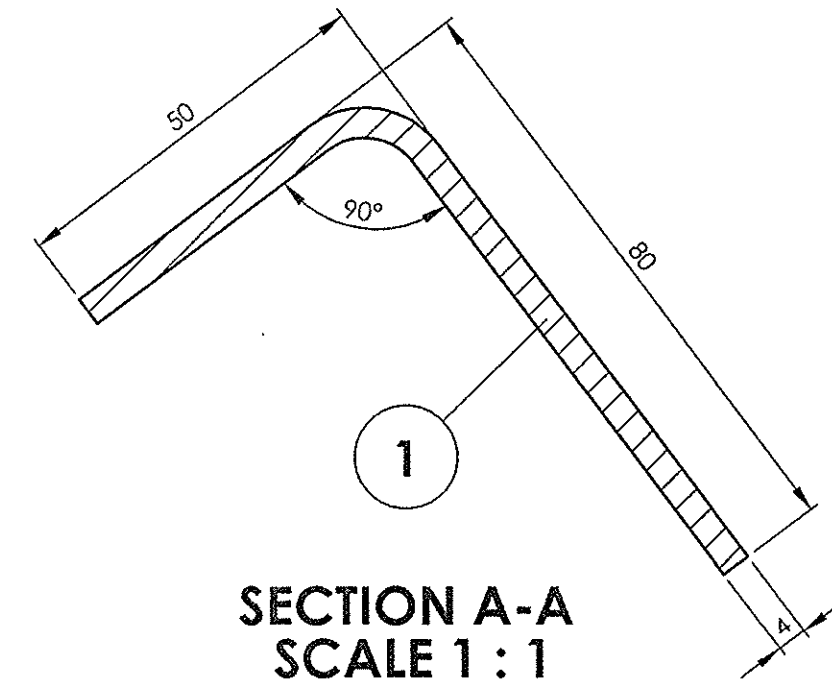
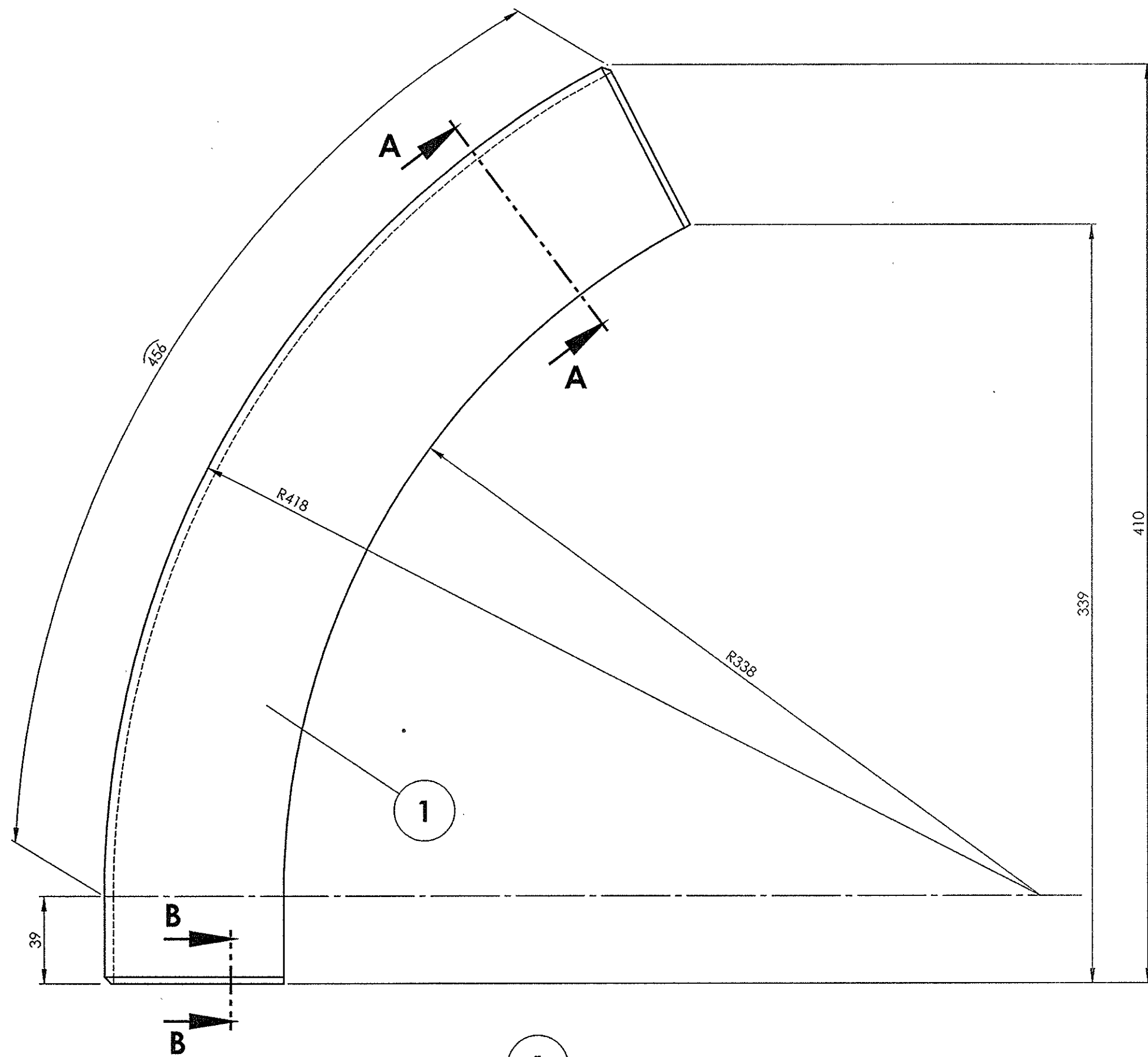
DATE OF LATEST ALT.	12-06-2013	AME/SME
---------------------	------------	---------

1	ARCH	4x122x2767.5	1		RDSO/SPEC C- K201 X2CrNi12	10.669	
QTY.	DESCRIPTION	DIMENSIONS	ITEM NO.	REF. DRGS	MATL.SPEC.	WT/UNIT IN KGS	REMARKS
GROUP: 1-5 END CONSTRUCTION				SURFACE AREA IN Sq.m.: 0.690		WT/ASSY IN Kgs: 10.669	
ARCH					SCALE 1:10	SSE/D	10.669
					ALT	CHD	
					DRN	ALTD	
					DRN	DRN	H.Irshath Ahamed
INDIAN RAILWAY STANDARDS					SHEET 1 OF 1		
INTEGRAL COACH FACTORY, CHENNAI - 600038					AAA15468		
					A2		

AAA15469

▽ ROUGH MACHINED	① ROUGH CLEANED
▽▽ FINISH MACHINED	② BURRS REMOVED
▽▽▽ FINE FINISH MACHINED	③ CHAMFERED

REVISIONS			
ALT.	ZONE	DESCRIPTION	APPROVED & DATE



1	ARCH	4x122x495	1		RDSO/SPEC C-K201 X2CrNi12	1.804	
QTY.	DESCRIPTION	DIMENSIONS	ITEM NO.	REF. DRGS	MATL.SPEC.	WT/UNIT IN KGS	REMARKS
GROUP: 1-5 END CONSTRUCTION				SURFACE AREA IN Sq.m.:0.117		WT/ASSY IN Kgs:1.804	
ARCH					SCALE 1:2	SSE/D	H. Irshath Ahmed
					ALT	CHD	
					DRN	ALTD	
					DRN	DRN	H. Irshath Ahmed
INDIAN RAILWAY STANDARDS				SHEET 1 OF 1		AAA15469	
INTEGRAL COACH FACTORY, CHENNAI - 600038						A2	

	12-06-2013	U. K. S.
DATE OF LATEST ALT.	DATE OF FIRST ISSUE	AME/SME

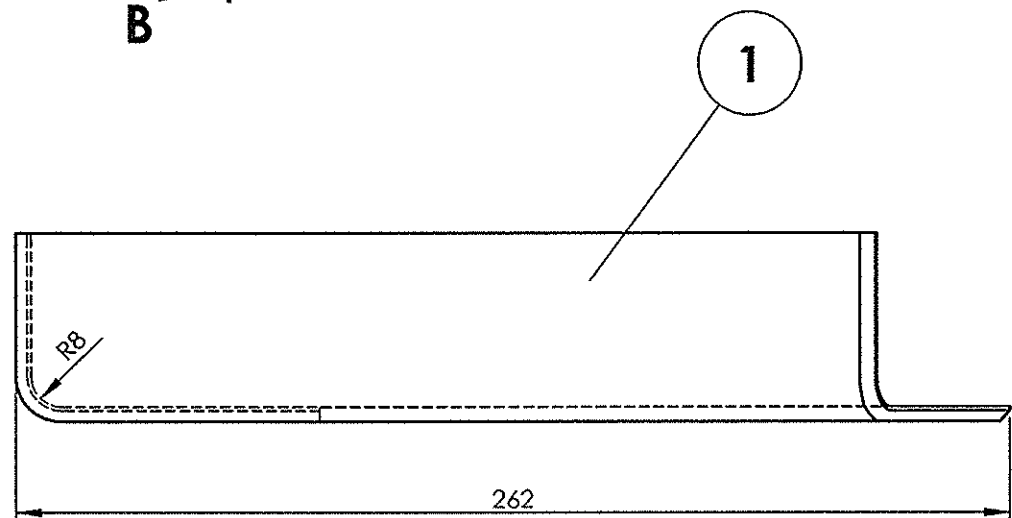
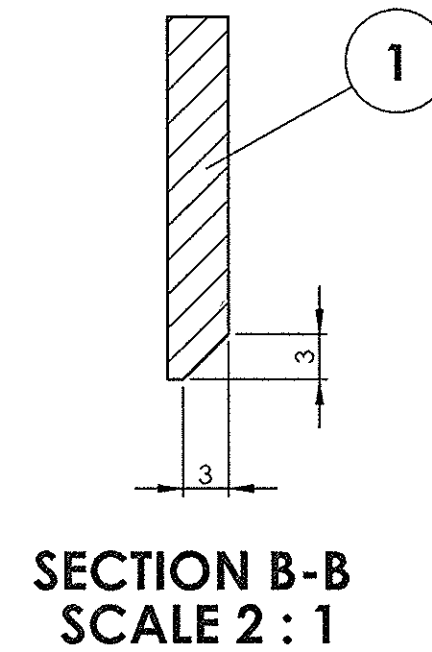
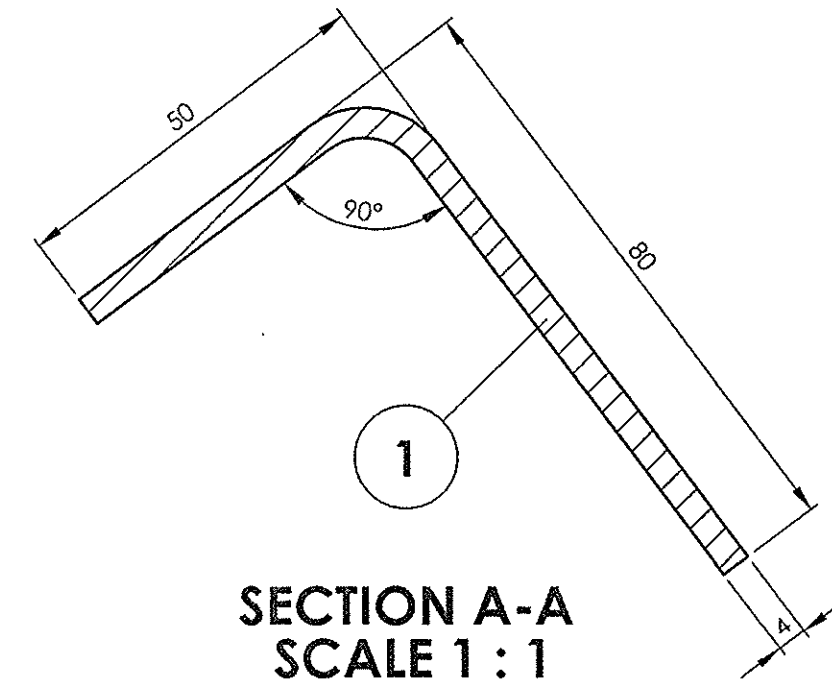
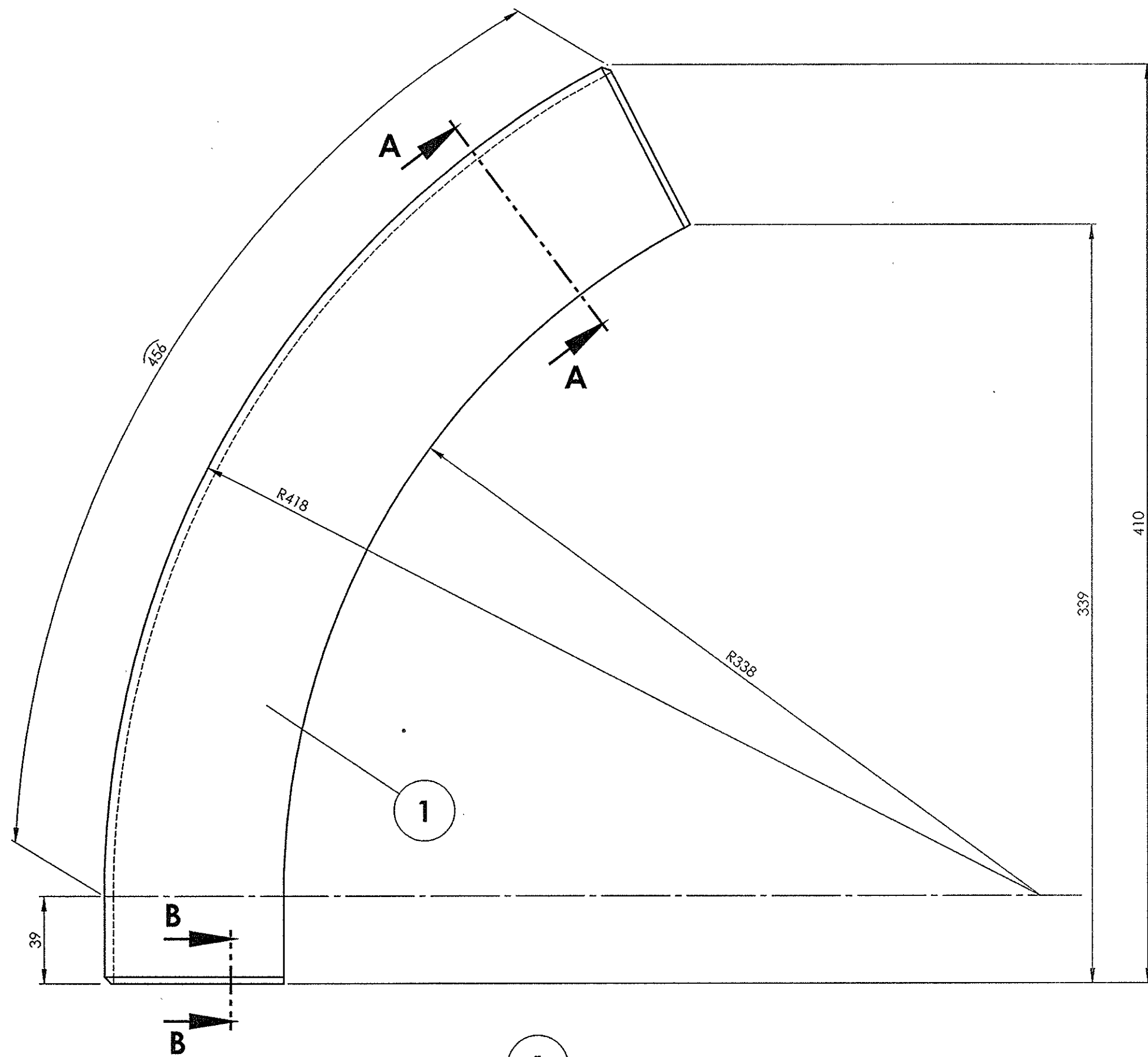
REF.DRG.NO.2 10113.0.20.120.168

ALL DIMENSIONS ARE IN mm UNLESS OTHERWISE SPECIFIED. FOR UNTOLERANCED DIMENSIONS AND ROUGHNESS VALUES, REFER DRAWING NO ICF/STD-9-0-001. ANY MANUAL ALTERATION SHALL AUTOMATICALLY RENDER THIS DRAWING INVALID. WELDING SYMBOLS ARE AS PER IS:813-1986.

AAA15469

▽ ROUGH MACHINED	① ROUGH CLEANED
▽▽ FINISH MACHINED	② BURRS REMOVED
▽▽▽ FINE FINISH MACHINED	③ CHAMFERED

REVISIONS			
ALT.	ZONE	DESCRIPTION	APPROVED & DATE



1	ARCH	4x122x495	1		RDSO/SPEC C-K201 X2CrNi12	1.804	
QTY.	DESCRIPTION	DIMENSIONS	ITEM NO.	REF. DRGS	MATL.SPEC.	WT/UNIT IN KGS	REMARKS
GROUP: 1-5 END CONSTRUCTION				SURFACE AREA IN Sq.m.:0.117		WT/ASSY IN Kgs:1.804	
ARCH					SCALE 1:2	SSE/D	H. Irshath Ahmed
					ALT	CHD	
					DRN	ALTD	
					DRN	DRN	H. Irshath Ahmed
INDIAN RAILWAY STANDARDS				SHEET 1 OF 1		AAA15469	
INTEGRAL COACH FACTORY, CHENNAI - 600038						A2	

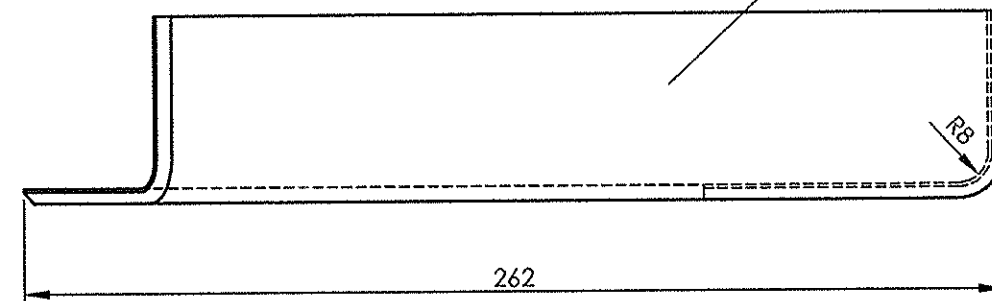
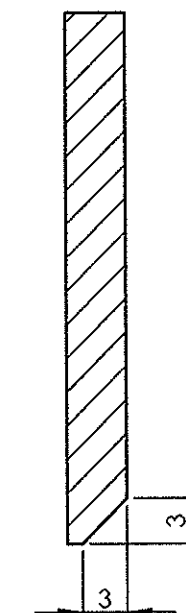
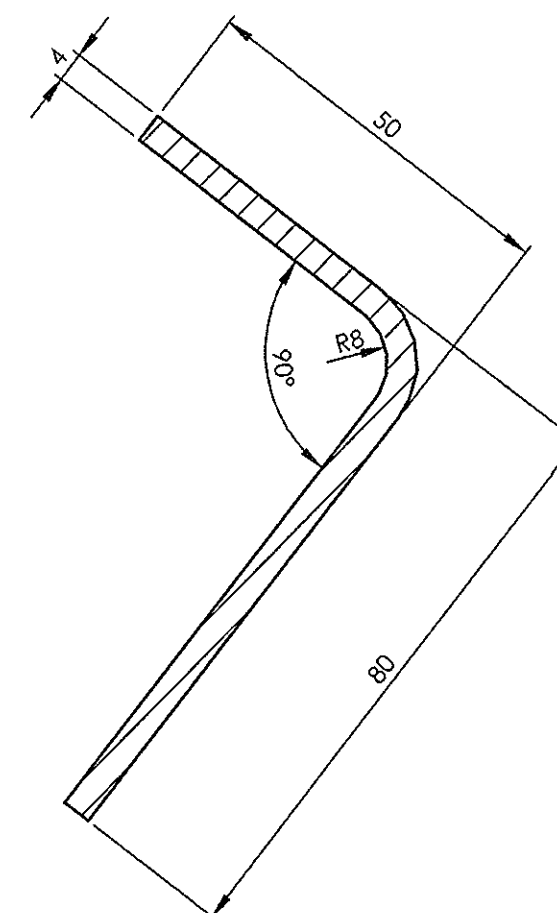
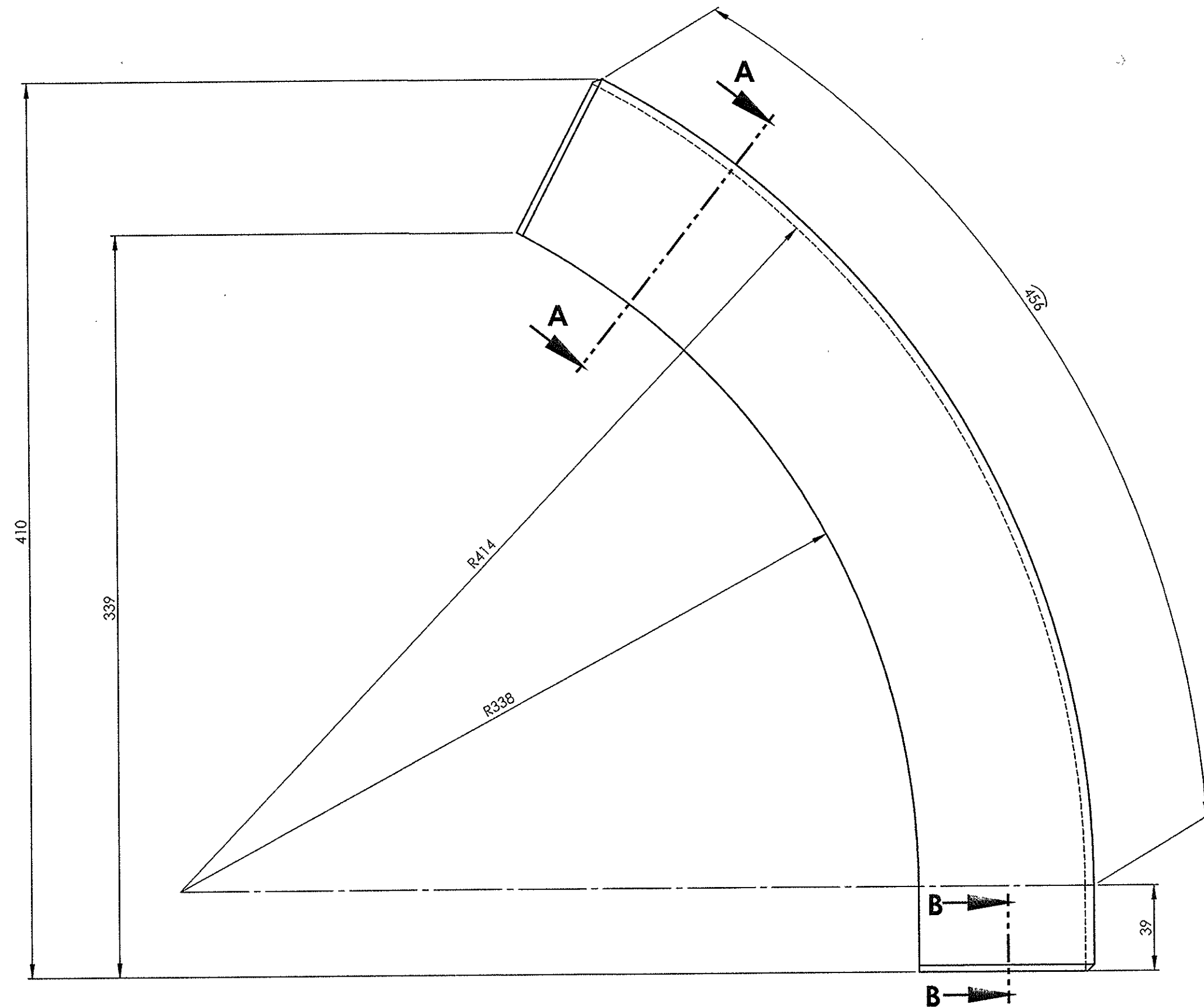
	12-06-2013	U. K. S.
DATE OF LATEST ALT.	DATE OF FIRST ISSUE	AME/SME

REF.DRG.NO.2 10113.0.20.120.168

ALL DIMENSIONS ARE IN mm UNLESS OTHERWISE SPECIFIED. FOR UNTOLERANCED DIMENSIONS AND ROUGHNESS VALUES, REFER DRAWING NO ICF/STD-9-0-001. ANY MANUAL ALTERATION SHALL AUTOMATICALLY RENDER THIS DRAWING INVALID. WELDING SYMBOLS ARE AS PER IS:813-1986.

AAA15470

▽ ROUGH MACHINED		① ROUGH CLEANED		REVISIONS			APPROVED & DATE
▽▽ FINISH MACHINED		② BURRS REMOVED		ALT.	ZONE	DESCRIPTION	
▽▽▽ FINE FINISH MACHINED		③ CHAMFERED		a		THICKNESS CORRECTED FROM 2MM TO 4MM IN BOM	



ALL DIMENSIONS ARE IN mm UNLESS OTHERWISE SPECIFIED. FOR UNTOLERANCED DIMENSIONS AND ROUGHNESS VALUES, REFER DRAWING NO. ICF/STD-9-0-001. ANY MANUAL ALTERATION SHALL AUTOMATICALLY RENDER THIS DRAWING INVALID. WELDING SYMBOLS ARE AS PER IS:813-1986. WEIGHT GIVEN IN DRAWING IS FOR INDICATIVE PURPOSE ONLY.

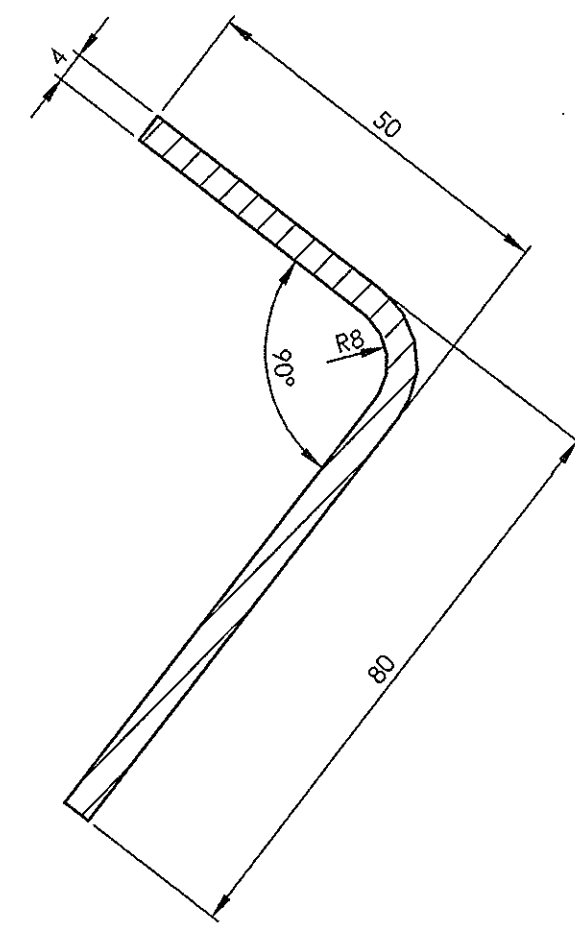
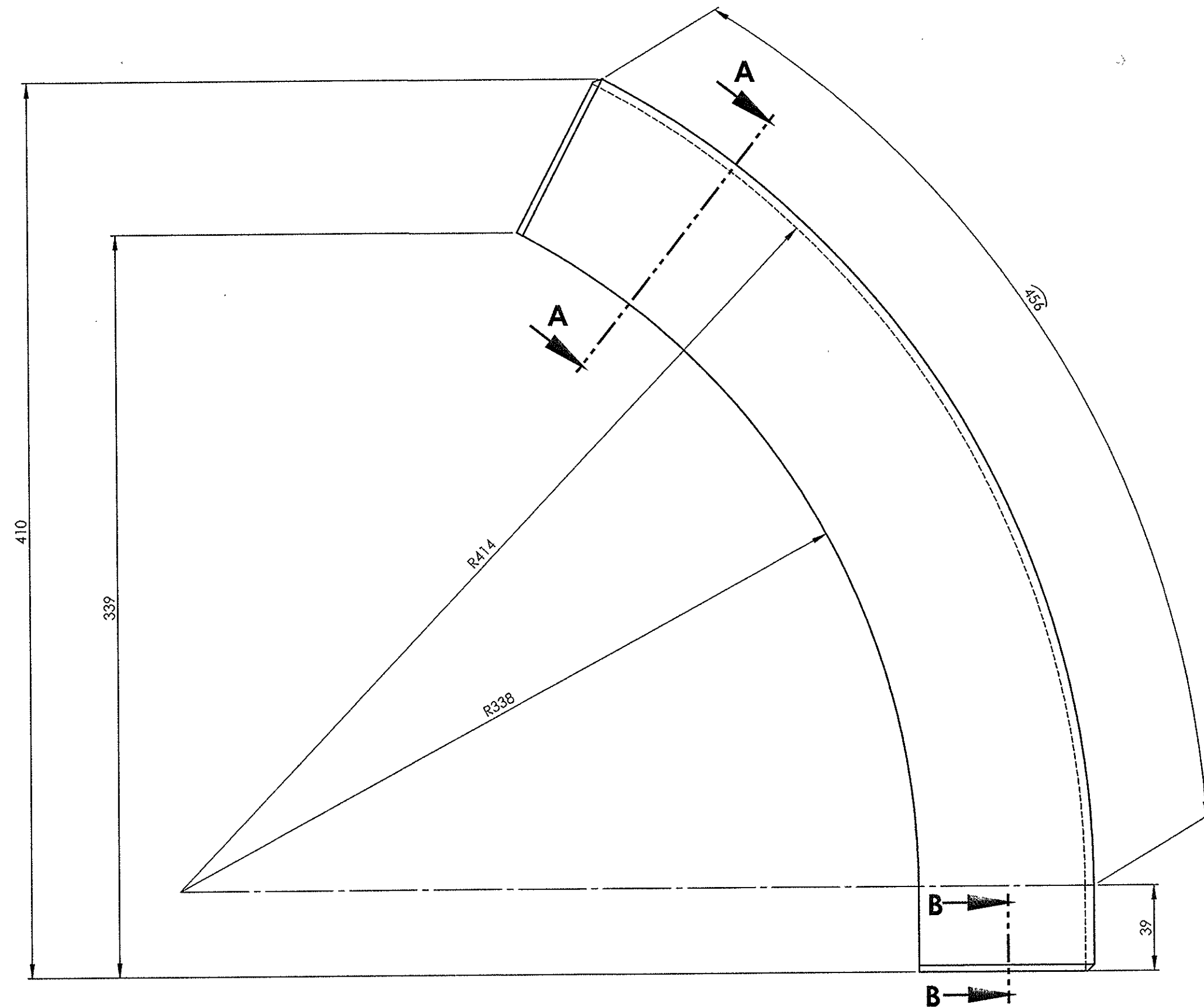
REF.DRG.NO.2 10113.0.20.120.169

12/3/17	12-06-2013	AME/SME
DATE OF LATEST ALT.	DATE OF FIRST ISSUE	AME/SME

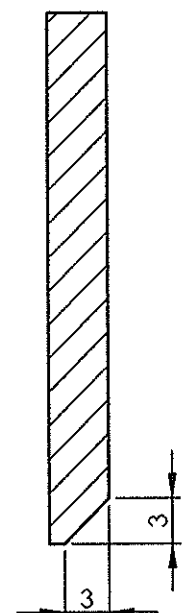
1	ARCH	4x122x495	1		RDSO/SPEC C-K201 X2CrNi12	1.804	
QTY.	DESCRIPTION	DIMENSIONS	ITEM NO.	REF. DRGS	MATL.SPEC.	WT/UNIT IN KGS	REMARKS
GROUP: 1-5 END CONSTRUCTION		SURFACE AREA IN Sq.m.: 0.117			WT/ASSY IN Kgs:		
ARCH					SCALE 1:2	SSE/D CHD	1.804
					ALT a	ALTD	TIKYA NAIK M
						DRN	H.Irshath Ahamed
					INDIAN RAILWAY STANDARDS INTEGRAL COACH FACTORY, CHENNAI - 600038		
					SHEET 1 OF 1	AAA15470	
						A2	

AAA15470

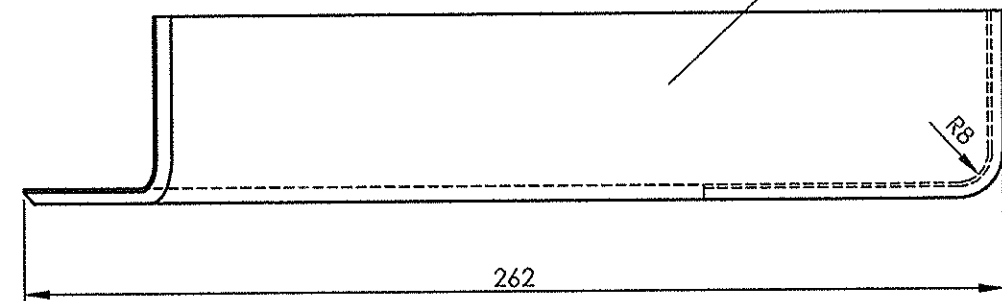
▽ ROUGH MACHINED			① ROUGH CLEANED			REVISIONS				
▽▽ FINISH MACHINED			② BURRS REMOVED			ALT.	ZONE	DESCRIPTION		APPROVED & DATE
▽▽▽ FINE FINISH MACHINED			③ CHAMFERED			a		THICKNESS CORRECTED FROM 2MM TO 4MM IN BOM		



SECTION A-A
SCALE 1 : 1



SECTION B-B
SCALE 2 : 1



1	ARCH	4x122x495	1		RDSO/SPEC C-K201 X2CrNi12	1.804	
QTY.	DESCRIPTION	DIMENSIONS	ITEM NO.	REF. DRGS	MATL.SPEC.	WT/UNIT IN KGS	REMARKS
GROUP: 1-5 END CONSTRUCTION				SURFACE AREA IN Sq.m.: 0.117		WT/ASSY IN Kgs:	
ARCH					SCALE 1:2	SSE/D	
					CHD		
					ALT a	ALTD DRN	TIKYA NAIK M H.Irshath Ahamed
INDIAN RAILWAY STANDARDS				SHEET 1 OF 1		AAA15470	
INTEGRAL COACH FACTORY, CHENNAI - 600038						A2	

ALL DIMENSIONS ARE IN mm UNLESS OTHERWISE SPECIFIED. FOR UNTOLERANCED DIMENSIONS AND ROUGHNESS VALUES, REFER DRAWING NO. ICF/STD-9-0-001. ANY MANUAL ALTERATION SHALL AUTOMATICALLY RENDER THIS DRAWING INVALID. WELDING SYMBOLS ARE AS PER IS:813-1986. WEIGHT GIVEN IN DRAWING IS FOR INDICATIVE PURPOSE ONLY.

REF.DRG.NO.2 10113.0.20.120.169


12/3/17	12-06-2013	
DATE OF LATEST ALT.	DATE OF FIRST ISSUE	AME/SME

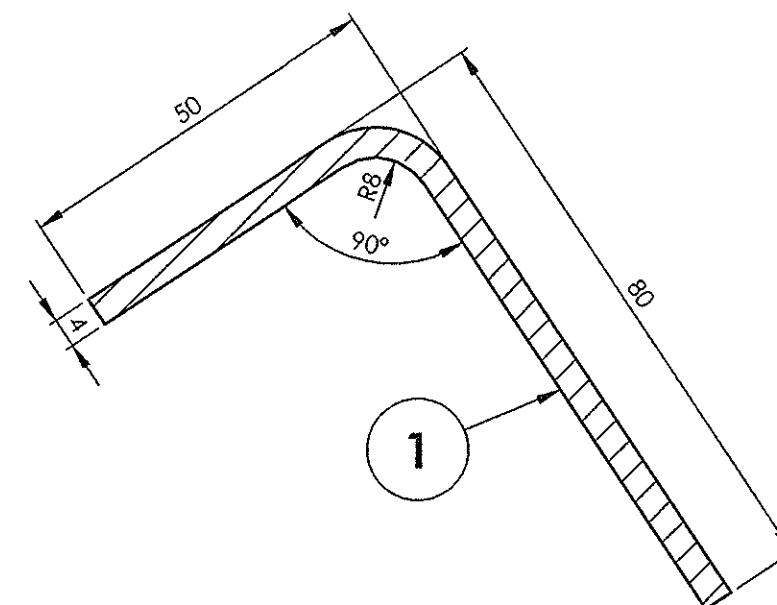
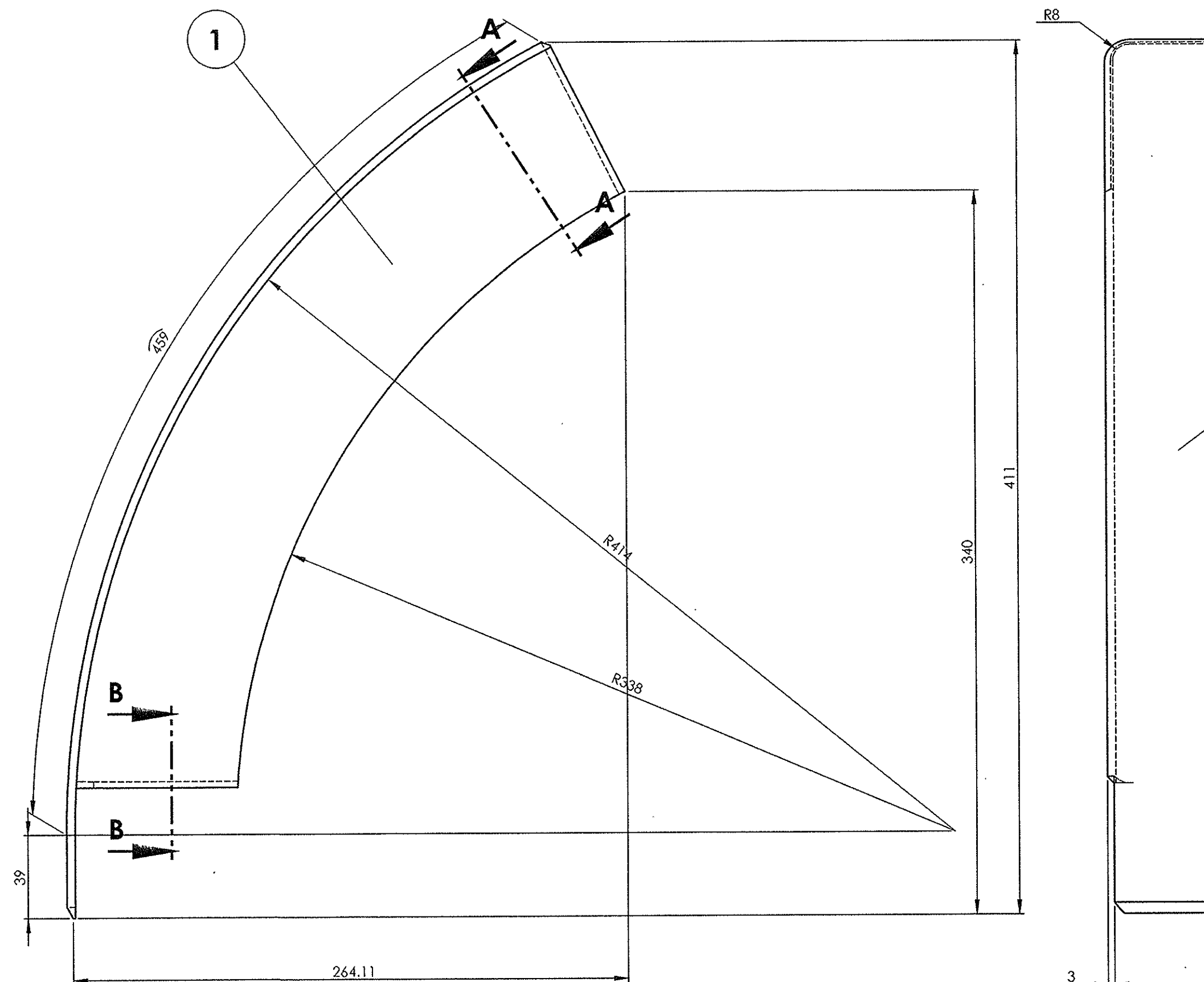
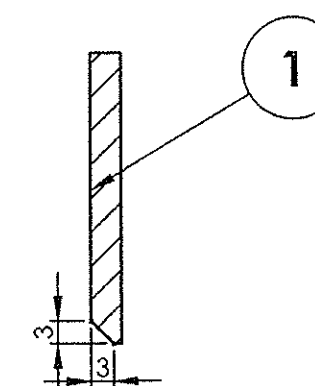
AAA15471

▽ ROUGH MACHINED
▽▽ FINISH MACHINED
▽▽▽ FINE FINISH MACHINED

① ROUGH CLEANED
② BURRS REMOVED
③ CHAMFERED


REVISIONS


ALT.	ZONE	DESCRIPTION	APPROVED & DATE
a		THICKNESS CORRECTED FROM 2MM TO 4MM IN BOM.	

SECTION A-A
SCALE 1 : 1SECTION B-B
SCALE 1 : 1

ALL DIMENSIONS ARE IN mm UNLESS OTHERWISE SPECIFIED. FOR UNTOLERANCED DIMENSIONS AND ROUGHNESS VALUES, REFER DRAWING NO. ICF/STD-9-0-001.
ANY MANUAL ALTERATION SHALL AUTOMATICALLY RENDER THIS DRAWING INVALID. WELDING SYMBOLS ARE AS PER IS:813-1986. WEIGHT GIVEN IN DRAWING IS FOR INDICATIVE PURPOSE ONLY.

REF.DRG.NO.2 10113.0.20.120.170

17/3/17	06-03-2013	
DATE OF LATEST ALT.	DATE OF FIRST ISSUE	NAME/SME


1	ARCH	4x122x498	1		RDSO/SPEC C- K201 X2CrNi12	1.662	
QTY.	DESCRIPTION	DIMENSIONS	ITEM NO.	REF. DRGS	MATL.SPEC.	WT/UNIT IN KGS	REMARKS
GROUP: 1-5 END CONSTRUCTION				SURFACE AREA IN Sq.m.: 0.109		WT/ASSY IN Kgs:	
ARCH				SCALE 1:2	SSE/D		
				CHD			
				ALT a	ALTD	TIKYA NAIK M	
				DRN		H.Irshath Ahamed	
INDIAN RAILWAY STANDARDS				SHEET 1 OF 1		AAA15471	
INTEGRAL COACH FACTORY, CHENNAI - 600038						A2	

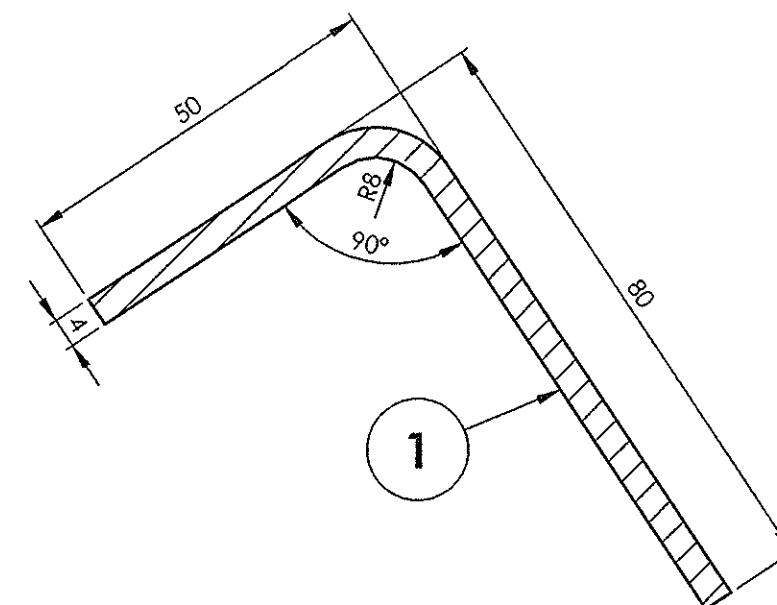
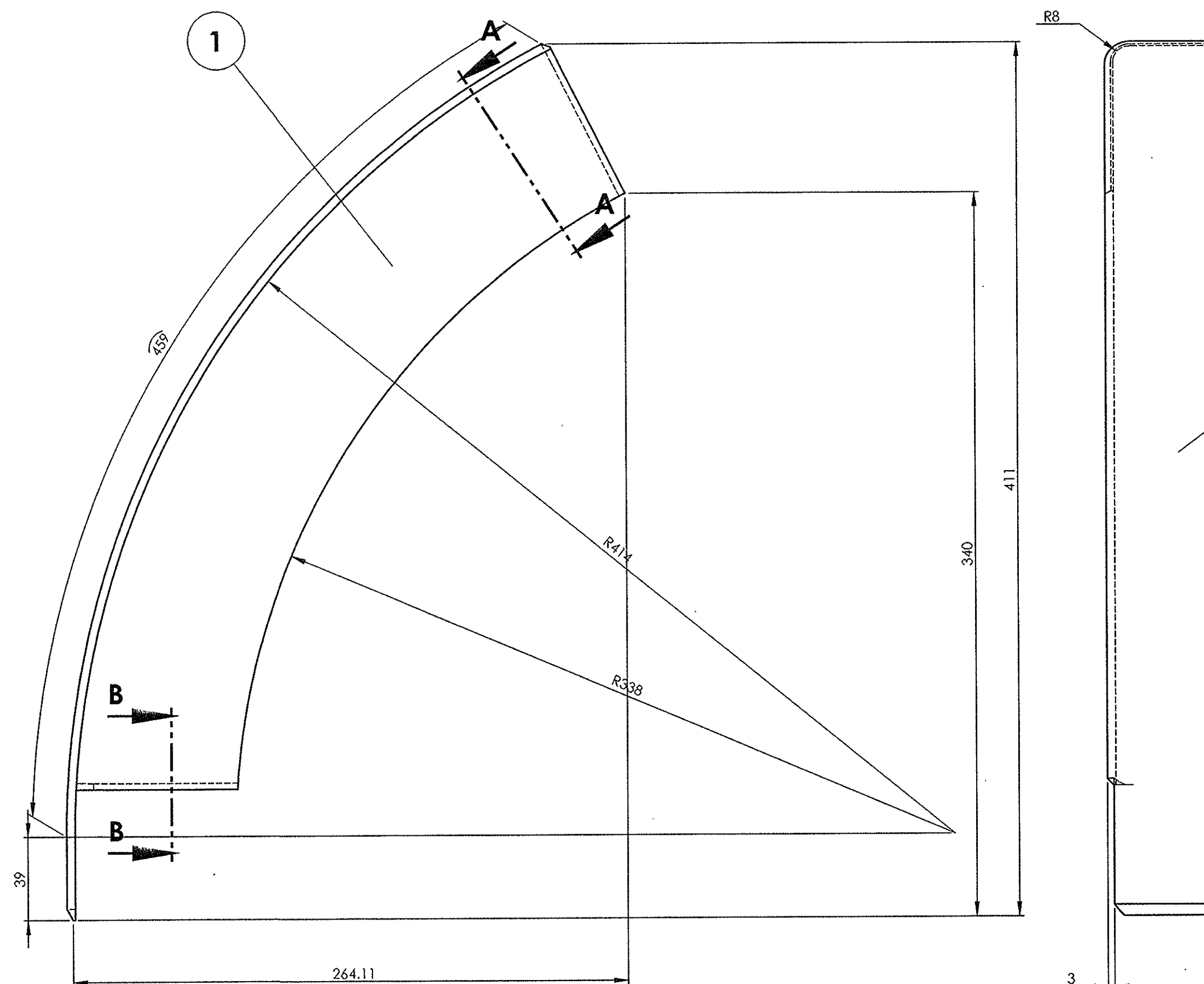
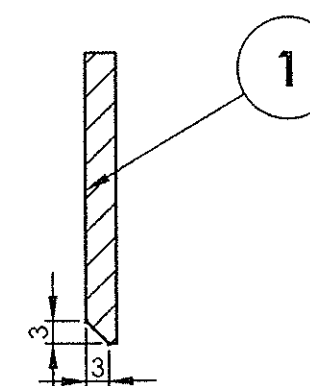
AAA15471

▽ ROUGH MACHINED
▽▽ FINISH MACHINED
▽▽▽ FINE FINISH MACHINED

① ROUGH CLEANED
② BURRS REMOVED
③ CHAMFERED


REVISIONS



ALT.	ZONE	DESCRIPTION	APPROVED & DATE
a		THICKNESS CORRECTED FROM 2MM TO 4MM IN BOM.	

SECTION A-A
SCALE 1 : 1SECTION B-B
SCALE 1 : 1

ALL DIMENSIONS ARE IN mm UNLESS OTHERWISE SPECIFIED. FOR UNTOLERANCED DIMENSIONS AND ROUGHNESS VALUES, REFER DRAWING NO. ICF/STD-9-0-001.
ANY MANUAL ALTERATION SHALL AUTOMATICALLY RENDER THIS DRAWING INVALID. WELDING SYMBOLS ARE AS PER IS:813-1986. WEIGHT GIVEN IN DRAWING IS FOR INDICATIVE PURPOSE ONLY.

REF.DRG.NO.2 10113.0.20.120.170

17/3/17	06-03-2013	
DATE OF LATEST ALT.	DATE OF FIRST ISSUE	AME/SME

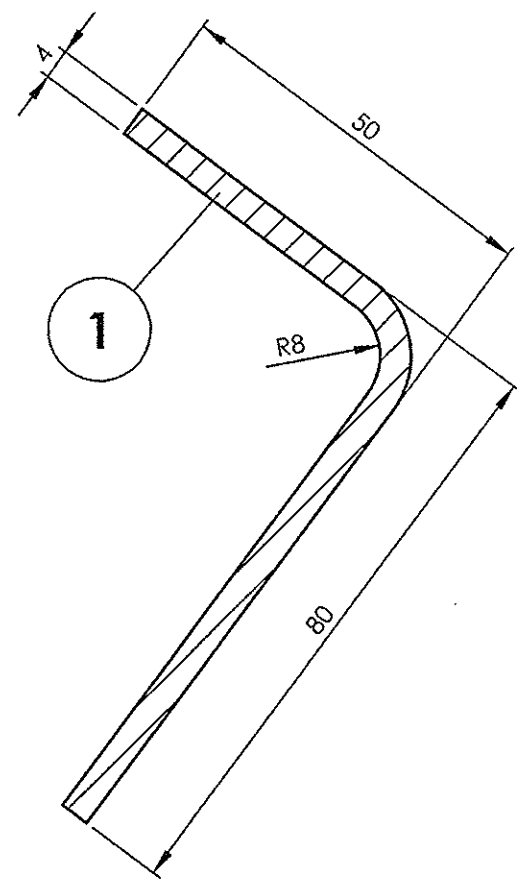
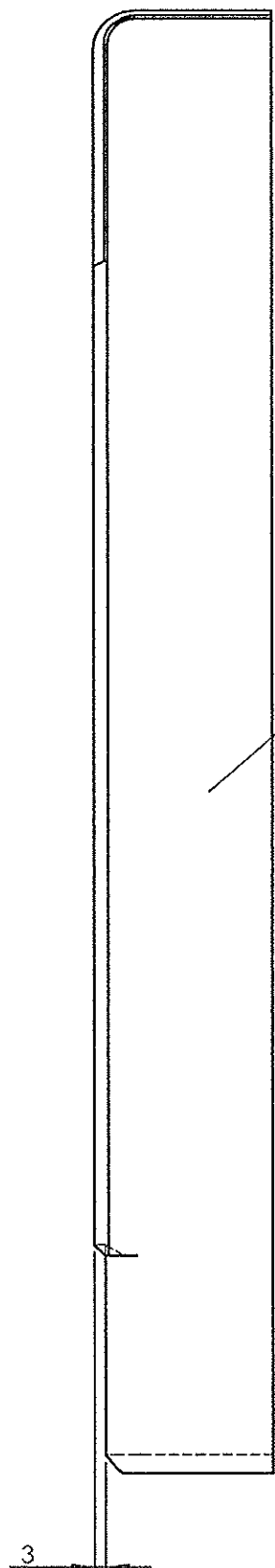
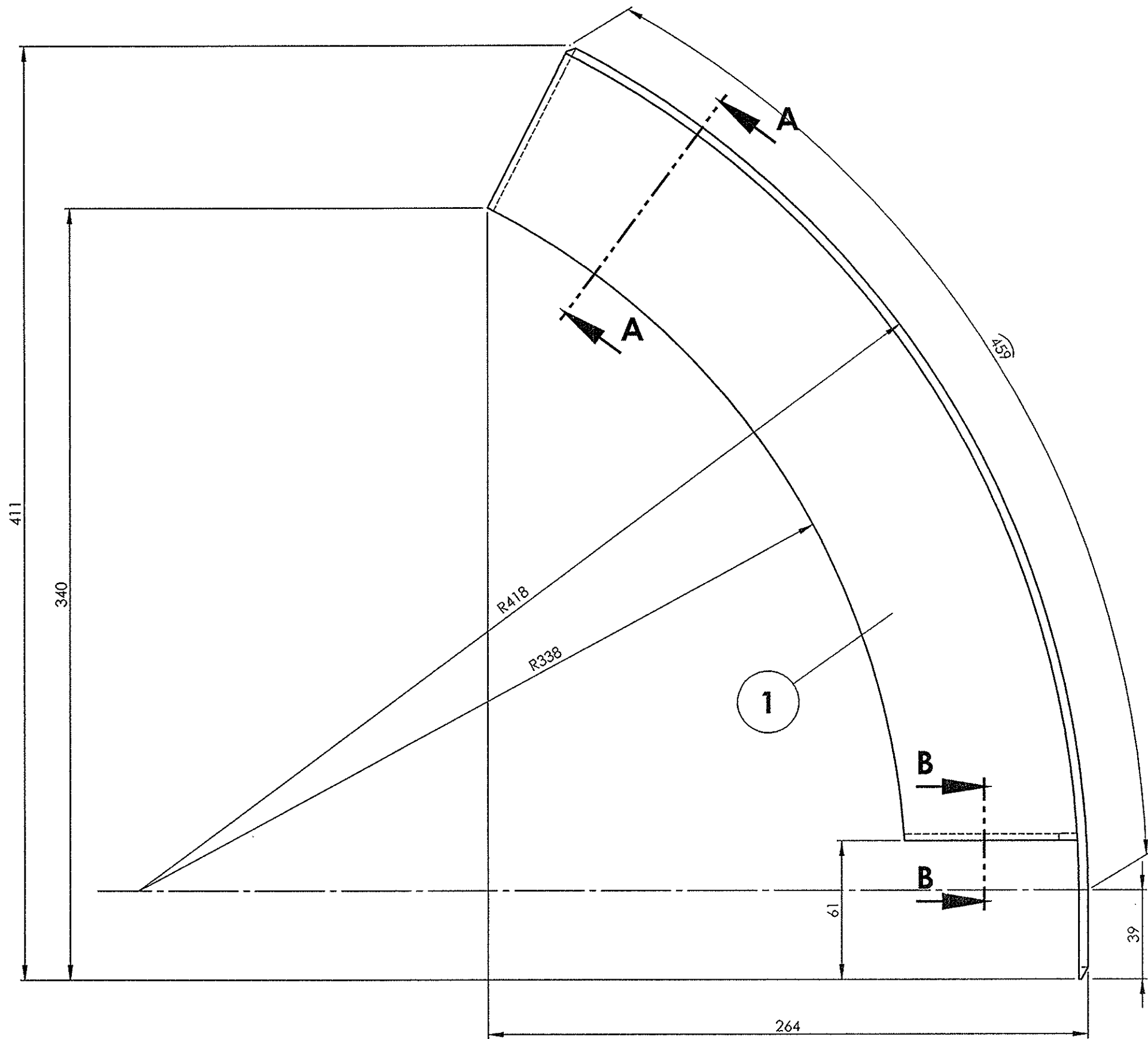
1	ARCH	4x122x498	1		RDSO/SPEC C- K201 X2CrNi12	1.662	
QTY.	DESCRIPTION	DIMENSIONS	ITEM NO.	REF. DRGS	MATL.SPEC.	WT/UNIT IN KGS	REMARKS
GROUP: 1-5 END CONSTRUCTION			SURFACE AREA IN Sq.m.: 0.109			WT/ASSY IN Kgs:	
ARCH				SCALE 1:2	SSE/D		
					CHD		
				ALT a	ALTD	TIKYA NAIK M	
					DRN	H.Irshath Ahamed	
INDIAN RAILWAY STANDARDS INTEGRAL COACH FACTORY, CHENNAI - 600038				SHEET 1 OF 1			AAA15471
							A

AAA15472

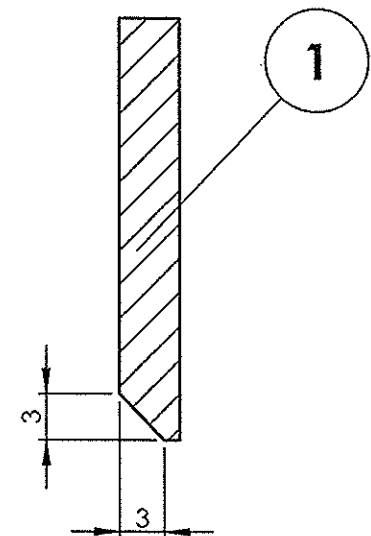
▽ ROUGH MACHINED	⑥ ROUGH CLEANED
▽▽ FINISH MACHINED	⑦ BURRS REMOVED
▽▽▽ FINE FINISH MACHINED	⑧ CHAMFERED

REVISIONS			
ALT.	ZONE	DESCRIPTION	APPROVED & DATE

ALL DIMENSIONS ARE IN mm UNLESS OTHERWISE SPECIFIED. FOR UNTOLERANCED DIMENSIONS AND ROUGHNESS VALUES, REFER DRAWING NO. ICF/STD-9-0-001. ANY MANUAL ALTERATION SHALL AUTOMATICALLY RENDER THIS DRAWING INVALID. WELDING SYMBOLS ARE AS PER IS:813-1986.



SECTION A-A
SCALE 1 : 1



SECTION B-B
SCALE 2 : 1

1	ARCH	4x122x498	1		RDSO/SPEC C-K201 X2CrNi12	1.662	
QTY.	DESCRIPTION	DIMENSIONS	ITEM NO.	REF. DRGS	MATL.SPEC.	WT/UNIT IN KGS	REMARKS
GROUP: 1-5 END CONSTRUCTION				SURFACE AREA IN Sq.m.: 0.109		WT/ASSY IN Kgs: 1.662	
ARCH					SCALE 1:2	SSE/D	H. Irshath Ahamed
					CHD		
					ALT	ALTD	
					DRN		H. Irshath Ahamed
INDIAN RAILWAY STANDARDS					SHEET 1 OF 1		
INTEGRAL COACH FACTORY, CHENNAI - 600038					AAA15472		
					A2		

REF.DRG.NO.2 10113.0.20.120.171

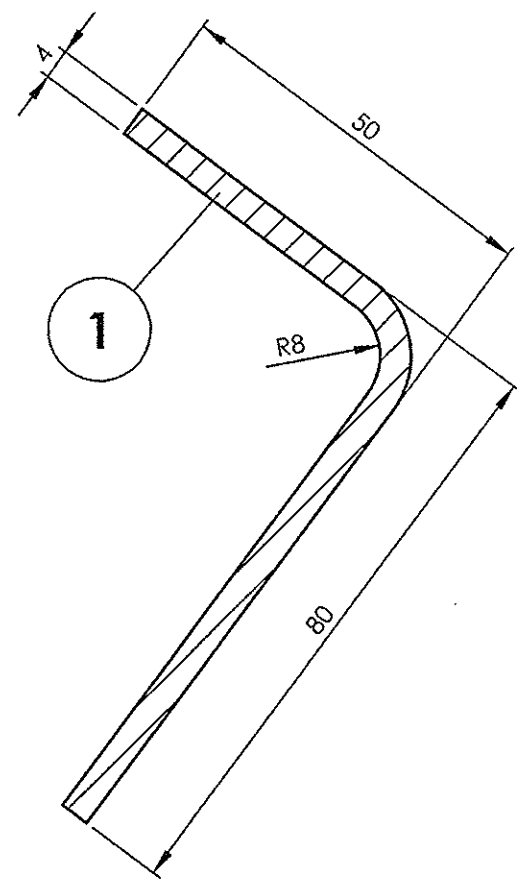
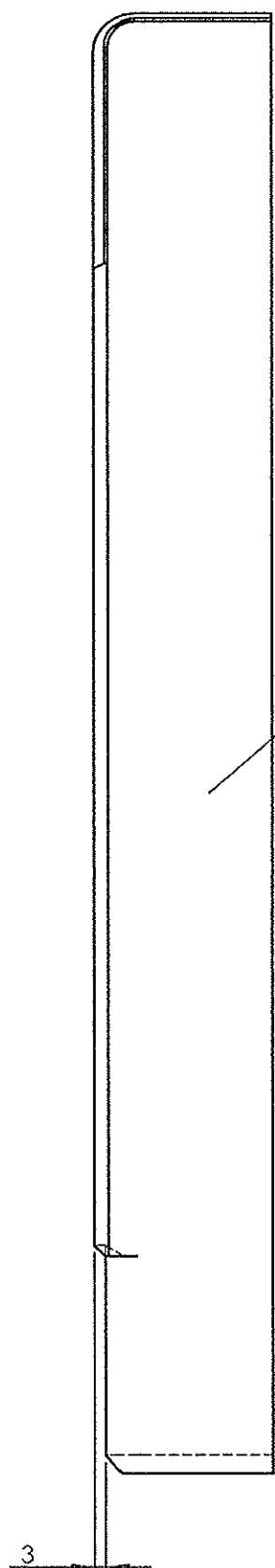
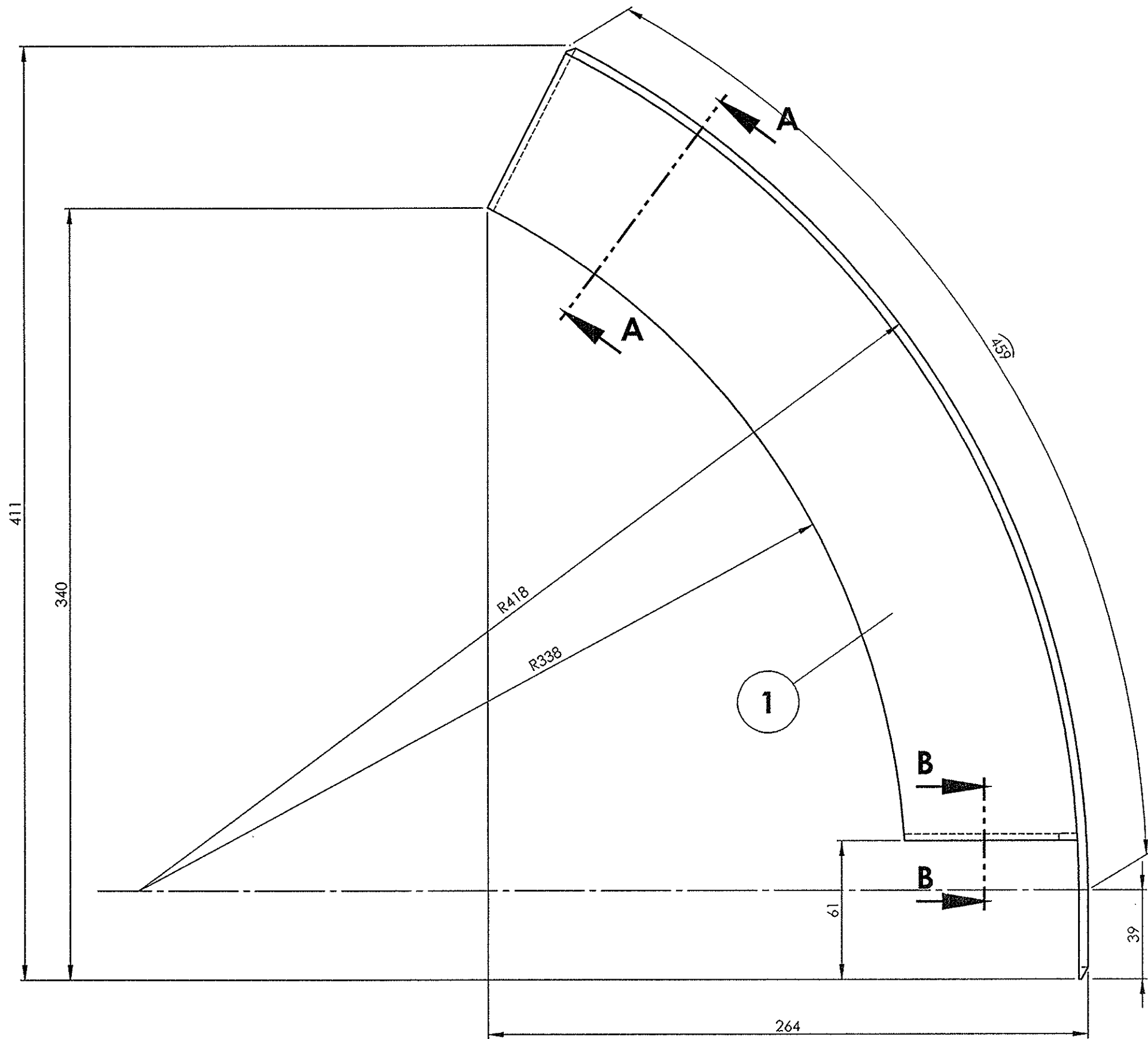
DATE OF LATEST ALT.	12-06-2013	AME/SME
---------------------	------------	---------

AAA15472

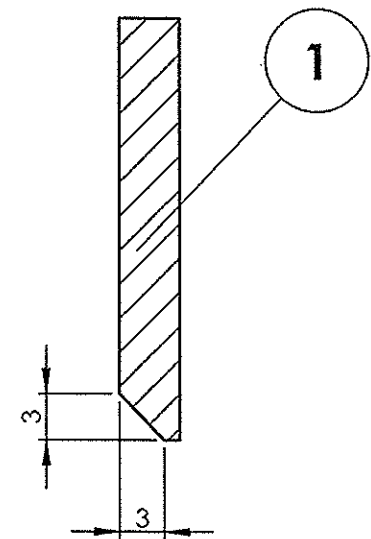
▽ ROUGH MACHINED	⊖ ROUGH CLEANED
▽▽ FINISH MACHINED	⊖⊖ BURRS REMOVED
▽▽▽ FINE FINISH MACHINED	⊖⊖⊖ CHAMFERED

REVISIONS			
ALT.	ZONE	DESCRIPTION	APPROVED & DATE

ALL DIMENSIONS ARE IN mm UNLESS OTHERWISE SPECIFIED. FOR UNTOLERANCED DIMENSIONS AND ROUGHNESS VALUES, REFER DRAWING NO. ICF/STD-9-0-001. ANY MANUAL ALTERATION SHALL AUTOMATICALLY RENDER THIS DRAWING INVALID. WELDING SYMBOLS ARE AS PER IS:813-1986.



SECTION A-A
SCALE 1 : 1



SECTION B-B
SCALE 2 : 1

1	ARCH	4x122x498	1		RDSO/SPEC C-K201 X2CrNi12	1.662	
QTY.	DESCRIPTION	DIMENSIONS	ITEM NO.	REF. DRGS	MATL.SPEC.	WT/UNIT IN KGS	REMARKS
GROUP: 1-5 END CONSTRUCTION				SURFACE AREA IN Sq.m.: 0.109		WT/ASSY IN Kgs: 1.662	
ARCH					SCALE 1:2	SSE/D	
					CHD		
					ALT	ALTD	
					DRN		H. Irshath Ahamed
INDIAN RAILWAY STANDARDS					SHEET 1 OF 1		
INTEGRAL COACH FACTORY, CHENNAI - 600038					AAA15472		
					A2		

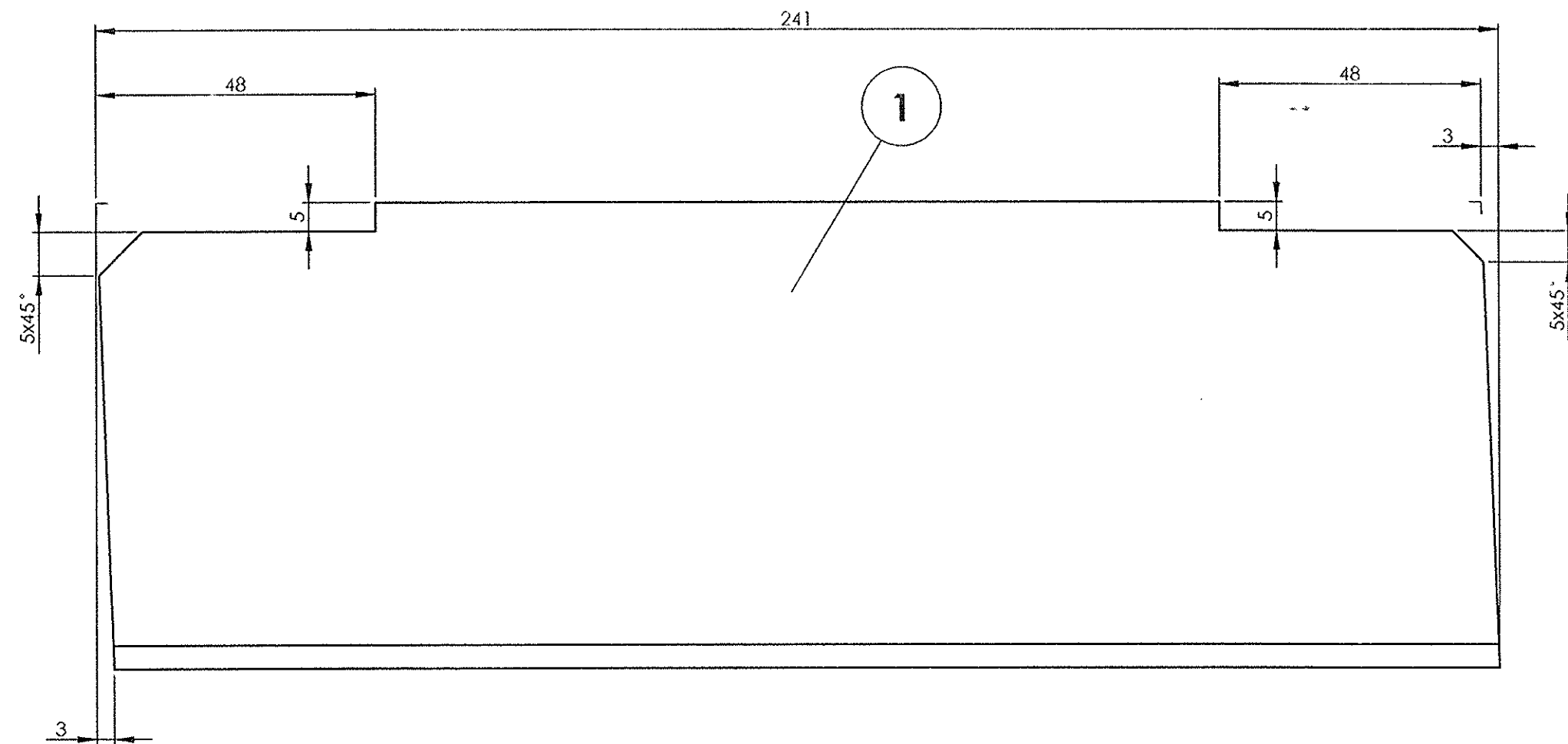
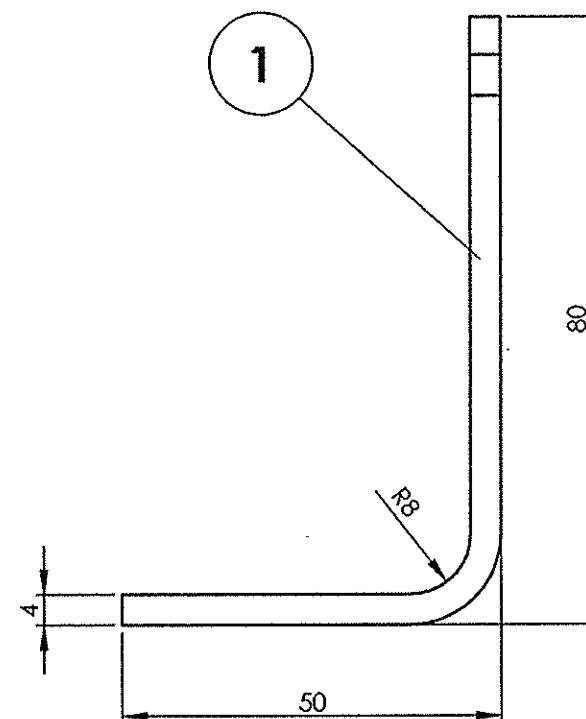
REF.DRG.NO.2 10113.0.20.120.171

	12-06-2013	
DATE OF LATEST ALT.	DATE OF FIRST ISSUE	AME/SME



1

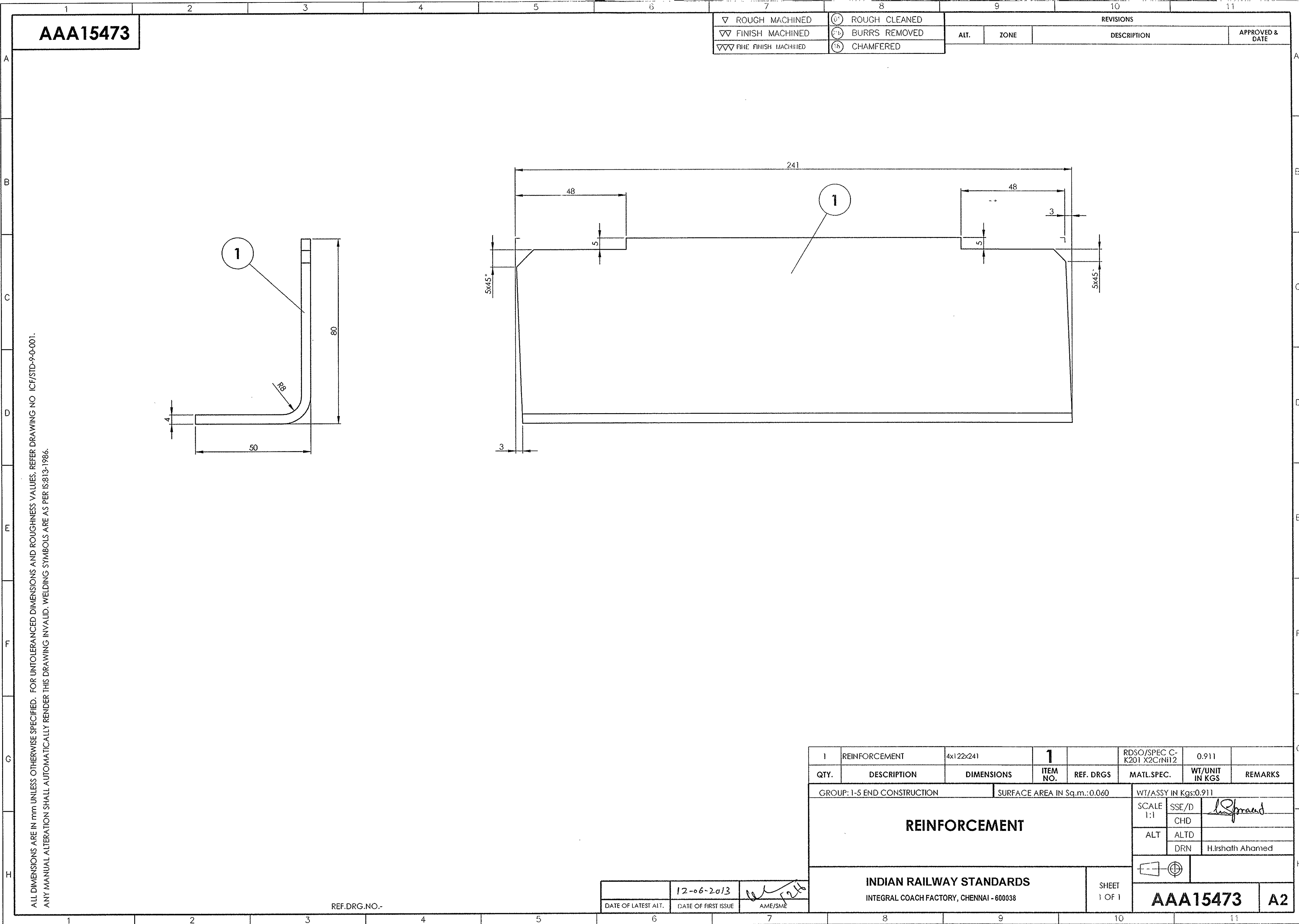
AAA15473

7	8	9	10	11
▽ ROUGH MACHINED	⊖ ROUGH CLEANED	REVISIONS		
▽▽ FINISH MACHINED	⊖⊖ BURRS REMOVED	ALT.	ZONE	DESCRIPTION
▽▽▽ FINE FINISH MACHINED	⊖⊖⊖ CHAMFERED			APPROVED & DATE



ALL DIMENSIONS ARE IN MM UNLESS OTHERWISE SPECIFIED. FOR UNTOLERANCED DIMENSIONS AND ROUGHNESS VALUES, REFER DRAWING NO. ICF/STD-9-0-001. ANY MANUAL ALTERATION SHALL AUTOMATICALLY RENDER THIS DRAWING INVALID. WELDING SYMBOLS ARE AS PER IS:813-1986.

I	REINFORCEMENT	4x122x241	1		RDSO/SPEC C-K201 X2Cn112	0.911	
QTY.	DESCRIPTION	DIMENSIONS	ITEM NO.	REF. DRGS	MATL.SPEC.	WT/UNIT IN KGS	REMARKS
GROUP: 1-5 END CONSTRUCTION		SURFACE AREA IN Sq.m.: 0.060			WT/ASSY IN Kgs: 0.911		
REINFORCEMENT					SCALE 1:1	SSE/D	
						CHD	
					ALT	ALTD	
						DRN	H.Irshath Ahamed
INDIAN RAILWAY STANDARDS INTEGRAL COACH FACTORY, CHENNAI - 600038				SHEET 1 OF 1			
					AAA15473 A2		



AAA15473

▽ ROUGH MACHINED	① ROUGH CLEANED
▽▽ FINISH MACHINED	② BURRS REMOVED
▽▽▽ FINE FINISH MACHINED	③ CHAMFERED

REVISIONS				APPROVED & DATE	
ALT.	ZONE	DESCRIPTION			

ALL DIMENSIONS ARE IN mm UNLESS OTHERWISE SPECIFIED. FOR UNTOLERANCED DIMENSIONS AND ROUGHNESS VALUES, REFER DRAWING NO IC/STD-9-0-001.
ANY MANUAL ALTERATION SHALL AUTOMATICALLY RENDER THIS DRAWING INVALID. WELDING SYMBOLS ARE AS PER IS813-1986.

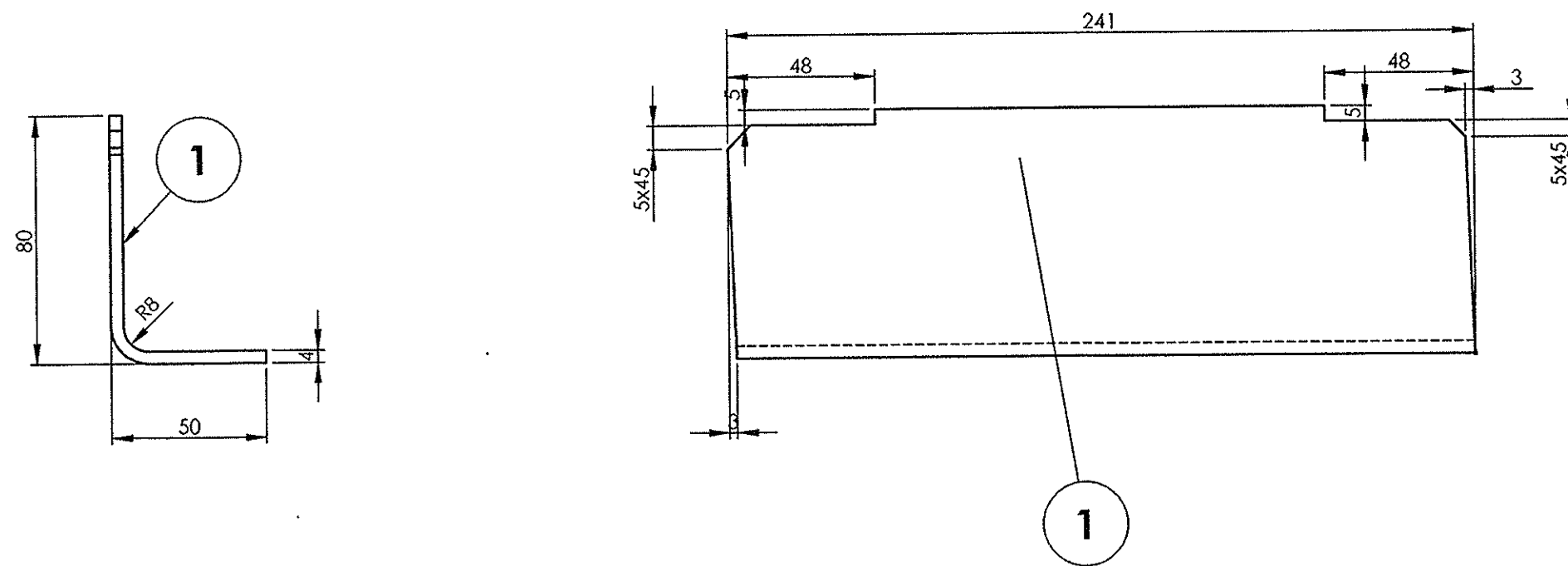
REF.DRG.NO.-

DATE OF LATEST ALT.	12-06-2013	AME/SME
---------------------	------------	---------

1	REINFORCEMENT	4x122x241	1		RDSO/SPEC C-K201 X2CrNi12	0.911	
QTY.	DESCRIPTION	DIMENSIONS	ITEM NO.	REF. DRGS	MATL.SPEC.	WT/UNIT IN KGS	REMARKS
GROUP: 1-5 END CONSTRUCTION				SURFACE AREA IN Sq.m.: 0.060		WT/ASSY IN Kgs: 0.911	
REINFORCEMENT					SCALE 1:1	SSE/D CHD	H. Irshath Ahmed
					ALT	ALTD	
					DRN		
INDIAN RAILWAY STANDARDS					SHEET 1 OF 1		
INTEGRAL COACH FACTORY, CHENNAI - 600038					AAA15473		A2

AAA15474

▽ ROUGH MACHINED		① ROUGH CLEANED		REVISIONS			APPROVED & DATE	
▽▽ FINISH MACHINED		①b BURRS REMOVED		ALT.	ZONE	DESCRIPTION	THICKNESS CORRECTED FROM 2MM TO 4MM.	
▽▽▽ FINE FINISH MACHINED		①8 CHAMFERED		a				




1	REINFORCEMENT	4x122x241	1		RDSO/SPEC C- K201 X2CrNi12	0.911	
QTY.	DESCRIPTION	DIMENSIONS	ITEM NO.	REF. DRGS	MATL.SPEC.	WT/UNIT IN KGS	REMARKS
GROUP: I-5 END CONSTRUCTION					SURFACE AREA IN Sq.m.: 0.060		
REINFORCEMENT					WT/ASSY IN Kgs:		
					SCALE 1:2	SSE/D CHD	Li. S. Prasad
					ALT a	ALTD DRN	TIKYA NAIK M
							H. Irshath Ahamed
INDIAN RAILWAY STANDARDS					SHEET 1 OF 1		
INTEGRAL COACH FACTORY, CHENNAI - 600038					AAA15474 A2		

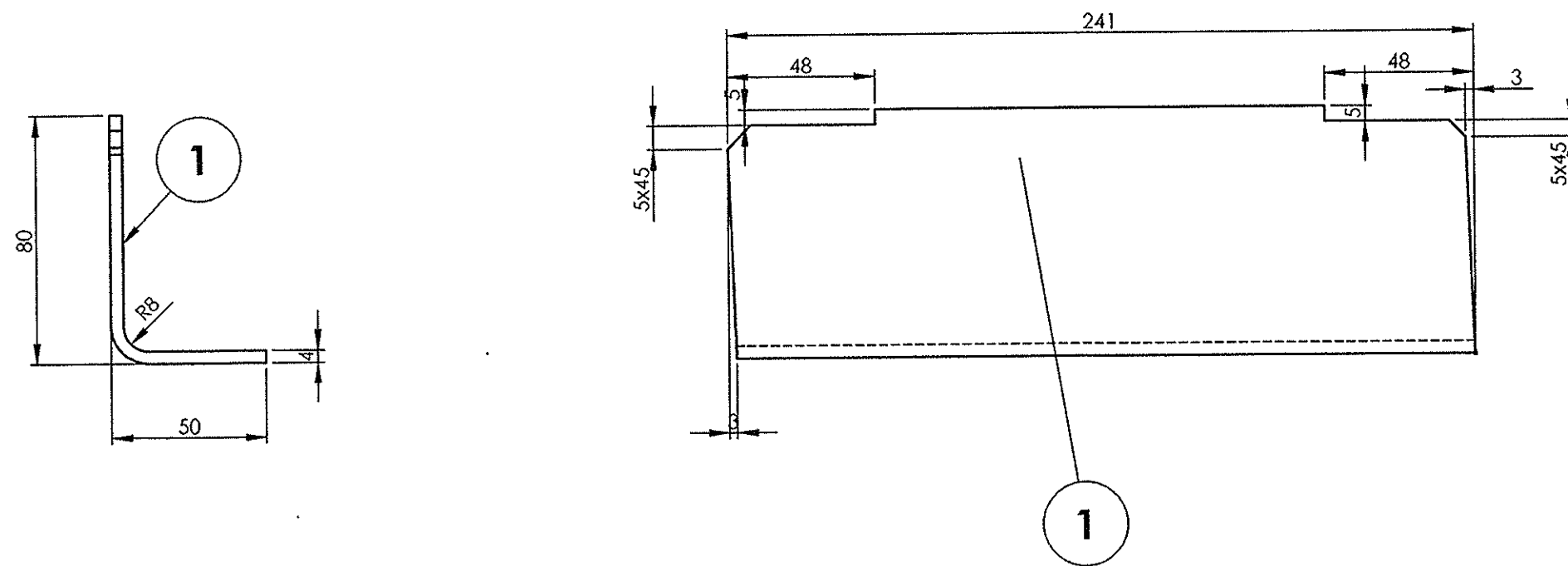
ALL DIMENSIONS ARE IN mm UNLESS OTHERWISE SPECIFIED. FOR UNTOLERANCED DIMENSIONS AND ROUGHNESS VALUES, REFER DRAWING NO. ICE/STD-9-0-001. ANY MANUAL ALTERATION SHALL AUTOMATICALLY RENDER THIS DRAWING INVALID. WELDING SYMBOLS ARE AS PER IS:813-1986. WEIGHT GIVEN IN DRAWING IS FOR INDICATIVE PURPOSE ONLY.

REF.DRG.NO.-

12/3/17	12-06-2013	12/3/17
DATE OF LATEST ALT.	DATE OF FIRST ISSUE	NAME/SME

AAA15474

▽ ROUGH MACHINED	(01)	ROUGH CLEANED	REVISIONS			
▽▽ FINISH MACHINED	(02)	BURRS REMOVED	ALT.	ZONE	DESCRIPTION	APPROVED & DATE
▽▽▽ FINE FINISH MACHINED	(03)	CHAMFERED	a		THICKNESS CORRECTED FROM 2MM TO 4MM.	



1	REINFORCEMENT	4x122x241	1		RDSO/SPEC C- K201 X2CrNi12	0.911	
QTY.	DESCRIPTION	DIMENSIONS	ITEM NO.	REF. DRGS	MATL.SPEC.	WT/UNIT IN KGS	REMARKS
GROUP: I-5 END CONSTRUCTION					SURFACE AREA IN Sq.m.: 0.060		
REINFORCEMENT					SCALE 1:2	SSE/D CHD	Li. S. Prasad
					ALT a	ALTD DRN	TIKYA NAIK M
							H. Irshath Ahamed
INDIAN RAILWAY STANDARDS					SHEET 1 OF 1		
INTEGRAL COACH FACTORY, CHENNAI - 600038					AAA15474 A2		

ALL DIMENSIONS ARE IN mm UNLESS OTHERWISE SPECIFIED. FOR UNTOLERANCED DIMENSIONS AND ROUGHNESS VALUES, REFER DRAWING NO. ICE/STD-9-0-001. ANY MANUAL ALTERATION SHALL AUTOMATICALLY RENDER THIS DRAWING INVALID. WELDING SYMBOLS ARE AS PER IS:813-1986. WEIGHT GIVEN IN DRAWING IS FOR INDICATIVE PURPOSE ONLY.

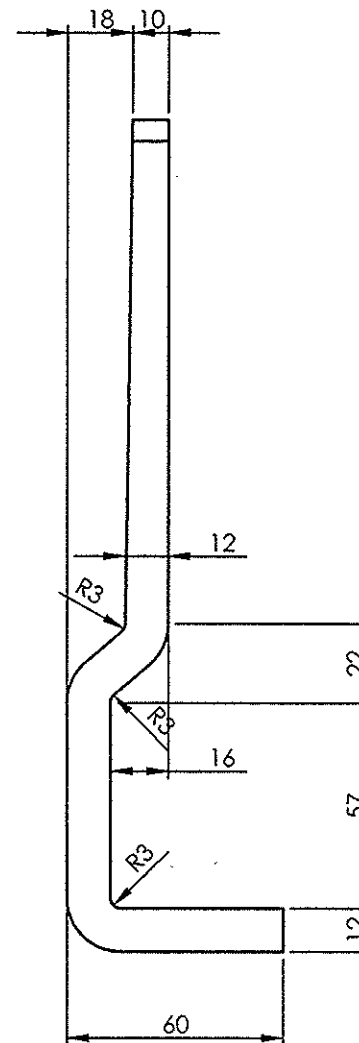
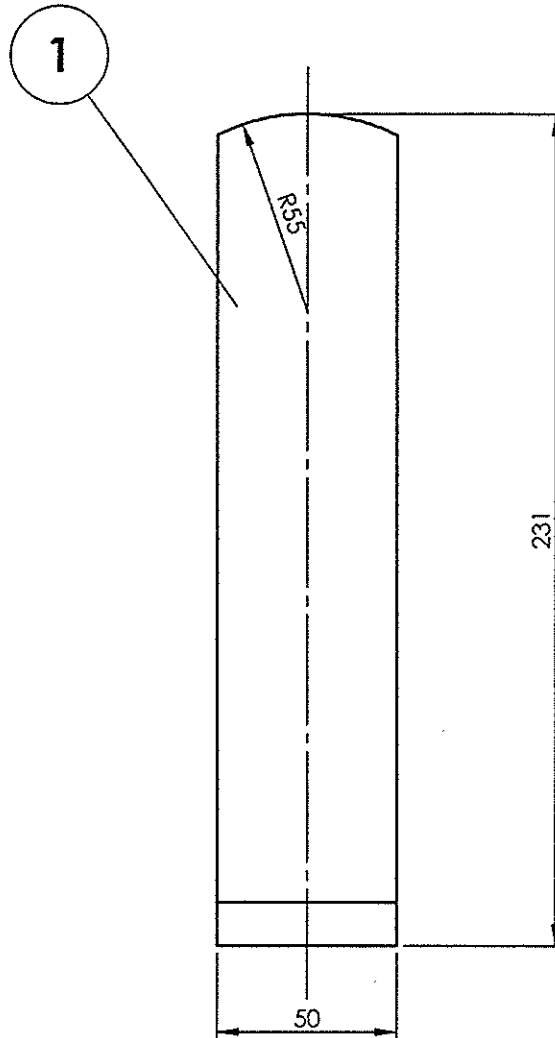
REF.DRG.NO.-

12/3/17	12-06-2013	12/3/17
DATE OF LATEST ALT.	DATE OF FIRST ISSUE	NAME/SME

AAA26077

▽ ROUGH MACHINED	③ ROUGH CLEANED
▽▽ FINISH MACHINED	④ BURRS REMOVED
▽▽▽ FINE FINISH MACHINED	⑤ CHAMFERED


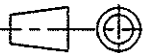
REVISIONS			
ALT.	ZONE	DESCRIPTION	APPROVED & DATE
a		MAT.SPECIFICATION FOR ITEM-1 UPDATED.	-sd-
b		MATERIAL SPECIFICATION ALTD FROM IRS M41-1997 TO SS409M.	-sd-
c		HOLES DELETED.	<i>[Signature]</i>



ALL DIMENSIONS ARE IN mm UNLESS OTHERWISE SPECIFIED. FOR UNTOLERANCED DIMENSIONS AND ROUGHNESS VALUES, REFER DRAWING NO IC/STD 9 0 001.
ANY MANUAL ALTERATION SHALL AUTOMATICALLY RENDER THIS DRAWING INVALID. WELDING SYMBOLS ARE AS PER IS: 813 1986.
WEIGHT GIVEN IN DRAWING IS FOR INDICATIVE PURPOSE ONLY


REF.DRG.NO.2 10113.0.10.320.101

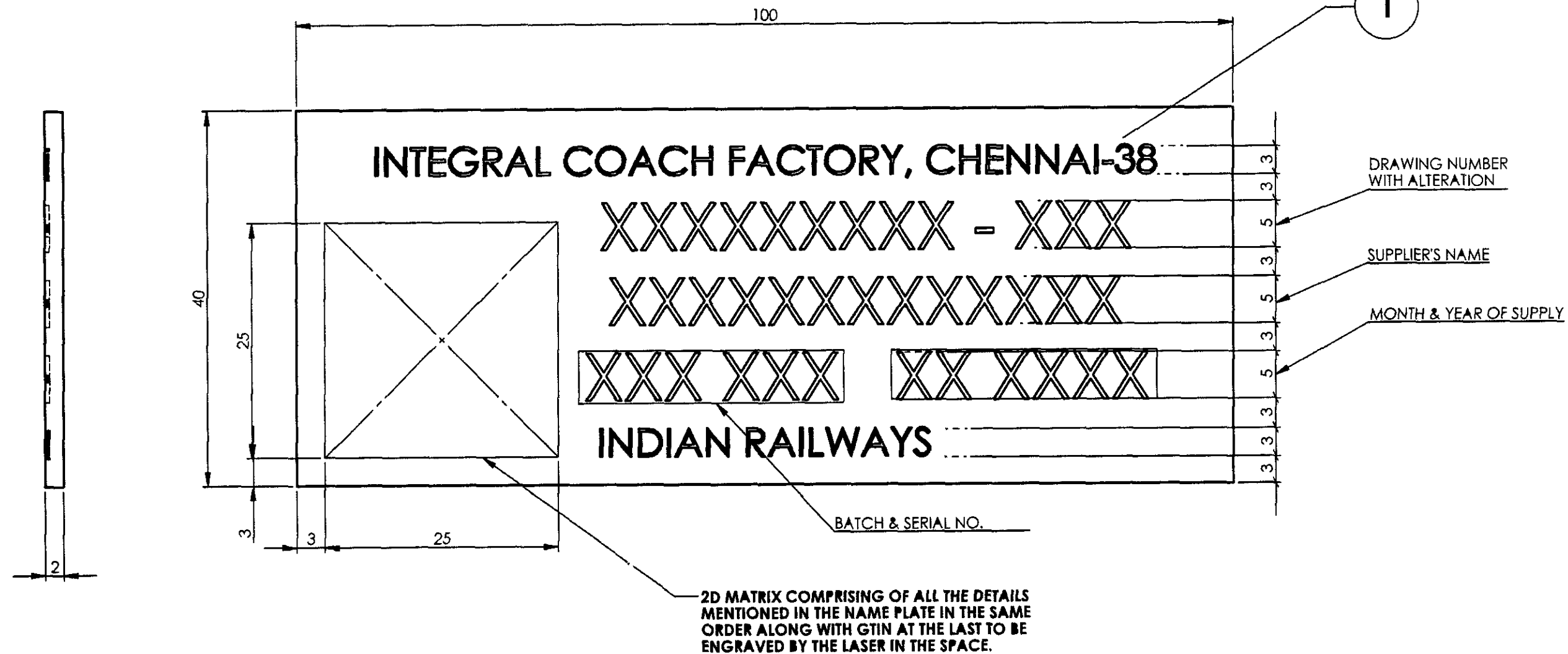
3-04-2017	12-07-2013	<i>[Signature]</i> 3/4
DATE OF LATEST ALT.	DATE OF FIRST ISSUE	NAME/SME

1	BRACKET	12x50x279	1		SS-409M	1.286	
QTY.	DESCRIPTION	DIMENSIONS	ITEM NO.	REF. DRGS	MATL.SPEC.	WT/UNIT IN KGS	REMARKS
GROUP: 2-6		SURFACE AREA IN Sq.m.:0.035			WT/ASSY IN Kgs:		
TAIL LAMP BRACKET					SCALE	SSE/D	
					1:2	CHD	
					ALT.	ALTD	H. Irshath Ahamed
					c	DRN	L.PANDURANGA RAO
INDIAN RAILWAY STANDARDS							
INTEGRAL COACH FACTORY, CHENNAI - 600038					SHEET 1 OF 1		AAA26077
							13

AAA51072

▽ ROUGH MACHINED	① ROUGH CLEANED
▽▽ FINISH MACHINED	①① BURRS REMOVED
▽▽▽ FINE FINISH MACHINED	①①① CHAMFERED

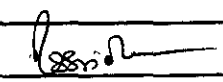

REVISIONS			
ALT.	ZONE	DESCRIPTION	APPROVED & DATE
a		NAME PLATE REVISED.	-sd-
b		DESIGN REVISED.	-sd-
c		BATCH & SERIAL NO. ADDED	-sd-
d		NOTE-2 ADDED.	




NOTE:

1. LETTERS TO BE PUNCHED OR ENGRAVED.

2. ALTERNATIVELY AISI-304/SS-304 (X02Cr19Ni10)/IS:6911(X04Cr19Ni9) ALSO ACCEPTABLE.

1	NAME PLATE FOR SUPPLIER IDENTIFICATION	2x40x100	1		RDSO/SPEC C-K201 X2 Cr Ni 12	0.063	\$
QTY	DESCRIPTION	DIMENSIONS	ITEM NO.	REF. DRGS	MATL.SPEC.	WT/UNIT IN KGS	REMARKS
GROUP: 5-1 Body Side Doors		SURFACE AREA IN Sq.m.:0.009			WT/ASSY IN Kgs:		
NAME PLATE FOR SUPPLIER IDENTIFICATION					SCALE	SSE/D	
					2:1	CHD	
					ALT.	ALTD	KUNTI THAKUR
					d	DRN	G. NAGESWARAN
INDIAN RAILWAY STANDARDS							
INTEGRAL COACH FACTORY, CHENNAI - 600038					SHEET 1 OF 1	AAA51072	
							A3

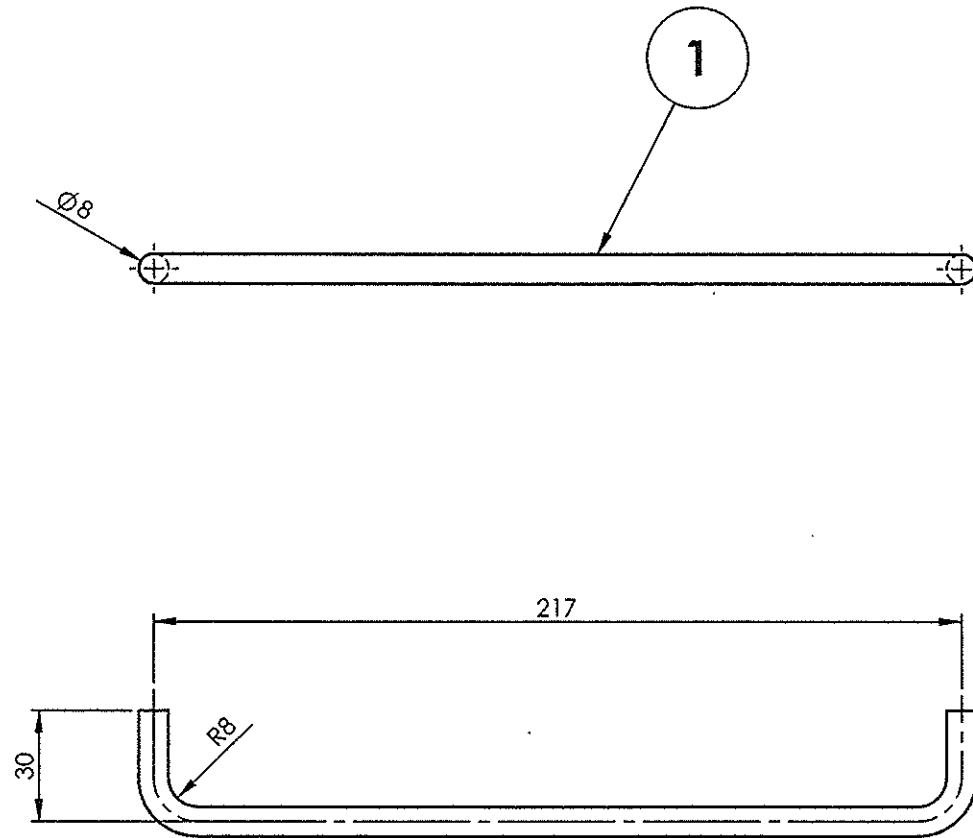
06-07-2024	02.06.2010	
DATE OF LATEST ALT.	DATE OF FIRST ISSUE	AME/SME


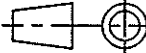
REF.DRG.NO.

AAB15116

▽ ROUGH MACHINED	① ROUGH CLEANED
▽▽ FINISH MACHINED	①b BURRS REMOVED
▽▽▽ FINE FINISH MACHINED	①8 CHAMFERED


REVISIONS				APPROVED & DATE	
ALT.	ZONE	DESCRIPTION			





1	CABLE TIE ROD	ø8x267	1		AIISI-304	0.11	
QTY.	DESCRIPTION	DIMENSIONS	ITEM NO.	REF. DRGS	MATL.SPEC.	WT/UNIT IN KGS	REMARKS
GROUP: 1-5		SURFACE AREA IN Sq.m.:			WT/ASSY IN Kgs:		
CABLE TIE ROD					SCALE 1:2	SSE/D	
						CHD	
					ALT.	ALTD	
						DRN	T.UKKIRAPANDIAN
INDIAN RAILWAY STANDARDS INTEGRAL COACH FACTORY, CHENNAI - 600038				SHEET 1 OF 1			
					AAB15116		A3

AAB15177

▽ ROUGH MACHINED	① ROUGH CLEANED
▽▽ FINISH MACHINED	①b BURRS REMOVED
▽▽▽ FINE FINISH MACHINED	①8 CHAMFERED

6		7		8	
REVISIONS					
ALT.	ZONE	DESCRIPTION			APPROVED & DATE
a		RM LENGTH OF ITEM-1 ALTD FROM 420 TO 400.			



1	ELEC CABLE TIE ROD	Ø8 x 400	1		AIISI-304	0.16	
QTY.	DESCRIPTION	DIMENSIONS	ITEM NO.	REF. DRGS	MATL.SPEC.	WT/UNIT IN KGS	REMARKS
GROUP: 1-5		SURFACE AREA IN Sq.m.:			WT/ASSY IN Kgs:		
ELEC CABLE TIE ROD					SCALE 1:2	SSE/D	L. Panduranga
						CHD	
					ALT. a	ALTD	H IRSHATH AHAMED
						DRN	H IRSHATH AHAMED
INDIAN RAILWAY STANDARDS				SHEET 1 OF 1			
INTEGRAL COACH FACTORY, CHENNAI - 600038					AAB15177		A3

ALL DIMENSIONS ARE IN mm UNLESS OTHERWISE SPECIFIED. FOR UNTOLERANCED DIMENSIONS AND ROUGHNESS VALUES, REFER DRAWING NO IC/STD-9-0-001.
ANY MANUAL ALTERATION SHALL AUTOMATICALLY RENDER THIS DRAWING INVALID. WELDING SYMBOLS ARE AS PER IS: 813-1986.
WEIGHT GIVEN IN DRAWING IS FOR INDICATIVE PURPOSE ONLY

REF.DRG.NO.-

22-02-2018	05-02-2018	
DATE OF LATEST ALT.	DATE OF FIRST ISSUE	AME/SME

AAB15410

▽ ROUGH MACHINED	① ROUGH CLEANED
▽▽ FINISH MACHINED	①b BURRS REMOVED
▽▽▽ FINE FINISH MACHINED	⑱ CHAMFERED

REVISIONS				APPROVED & DATE	
ALT.	ZONE	DESCRIPTION		DATE	

α2\ (LEAK PROOF WELDING)

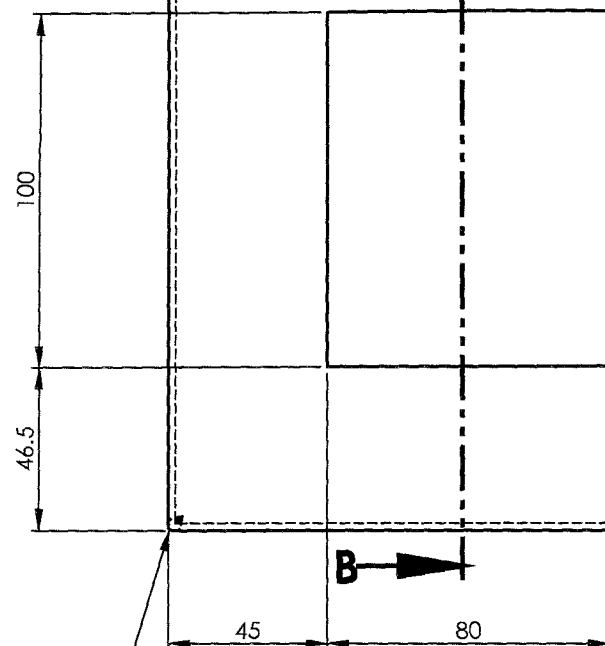
1

B

α2\ (LEAK PROOF WELDING)

A

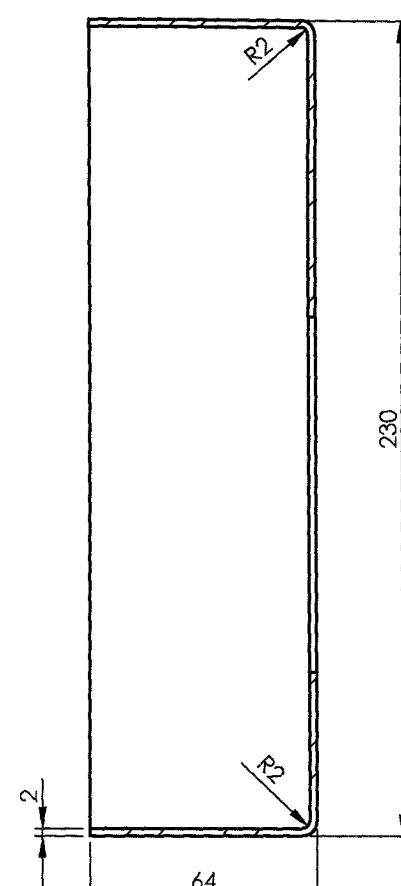
A



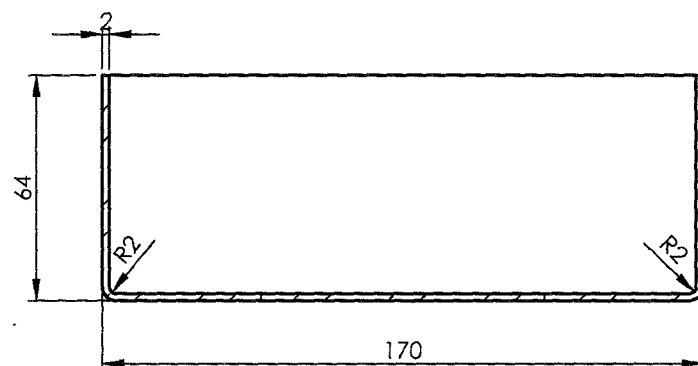
α2\ (LEAK PROOF WELDING)

B

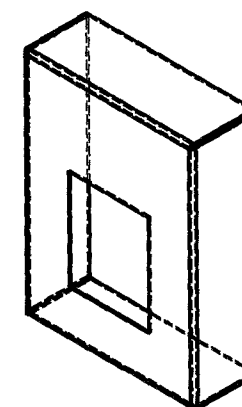
α2\ (LEAK PROOF WELDING)



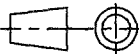
SECTION B-B



SECTION A-A



ISOMETRIC VIEW

1	BRACKET FOR GPS ANTENA	2x292x352	1		AlSI 304	1.27	
QTY.	DESCRIPTION	DIMENSIONS	ITEM NO.	REF. DRGS	MATL.SPEC.	WT/UNIT IN KGS	REMARKS
GROUP: 1-5		SURFACE AREA IN Sq.m.:			WT/ASSY IN Kgs:		
BRACKET FOR GPS ANTENA					SCALE	SSE/D	A-04
					1:2	CHD	
					ALT.	ALTD	
					DRN	V.SURESHBABU	
INDIAN RAILWAY STANDARDS				SHEET 1 OF 1			
INTEGRAL COACH FACTORY, CHENNAI - 600038				AAB15410			A3

ALL DIMENSIONS ARE IN mm UNLESS OTHERWISE SPECIFIED. FOR UNTOLERANCED DIMENSIONS AND ROUGHNESS VALUES, REFER DRAWING NO ICF/STD-9-0-001.
ANY MANUAL ALTERATION SHALL AUTOMATICALLY RENDER THIS DRAWING INVALID. WELDING SYMBOLS ARE AS PER IS: 813:1986.
WEIGHT GIVEN IN DRAWING IS FOR INDICATIVE PURPOSE ONLY

REF.DRG.NO.-

	11-08-2018	
DATE OF LATEST ALT.	DATE OF FIRST ISSUE	AME/SME

AAB15423

▽ ROUGH MACHINED
▽▽ FINISH MACHINED
▽▽▽ FINE FINISH MACHINED

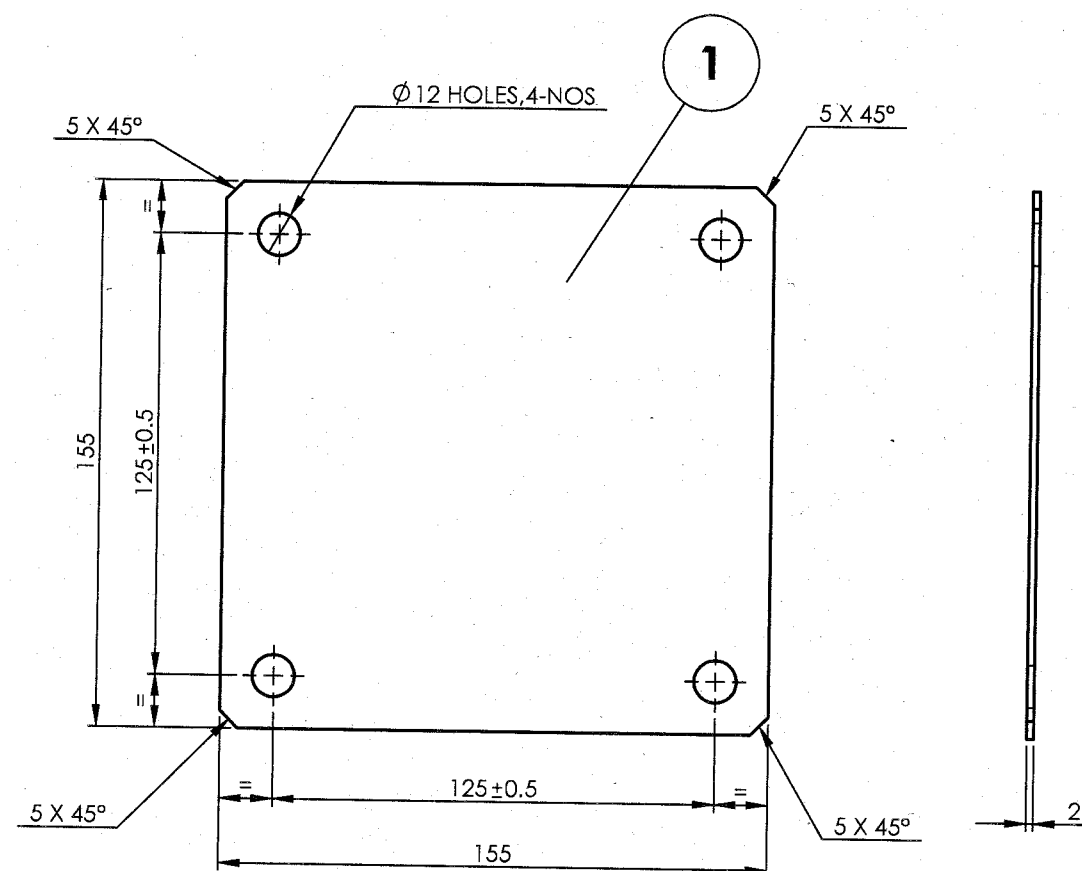
① ROUGH CLEANED
①b BURRS REMOVED
⑱ CHAMFERED

REVISIONS

ALT.

ZONE

DESCRIPTION

APPROVED &
DATE

ALL DIMENSIONS ARE IN mm UNLESS OTHERWISE SPECIFIED. FOR UNTOLERANCED DIMENSIONS AND ROUGHNESS VALUES, REFER DRAWING NO ICF/STD-9.0.001.
ANY MANUAL ALTERATION SHALL AUTOMATICALLY RENDER THIS DRAWING INVALID. WELDING SYMBOLS ARE AS PER IS: 813:1986.
WEIGHT GIVEN IN DRAWING IS FOR INDICATIVE PURPOSE ONLY

REF.DRG.NO.-

-	11-08-2013	
DATE OF LATEST ALT.	DATE OF FIRST ISSUE	A.M.E./S.M.E.

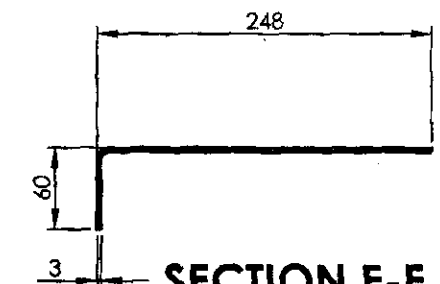
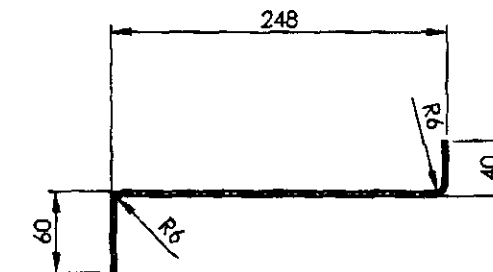
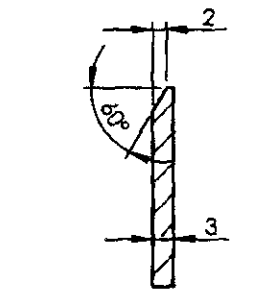
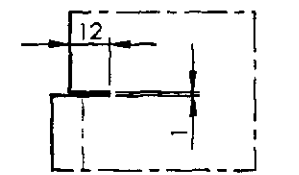
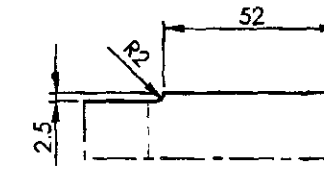
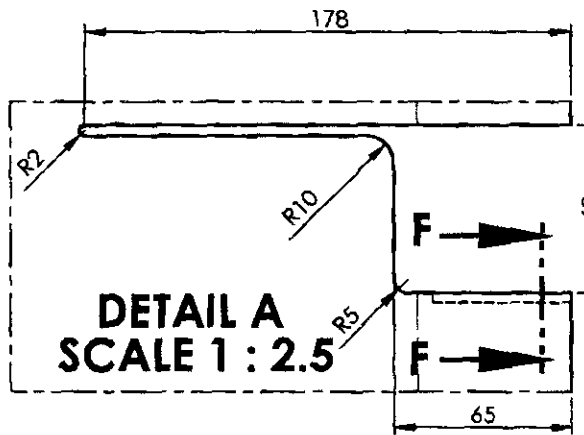
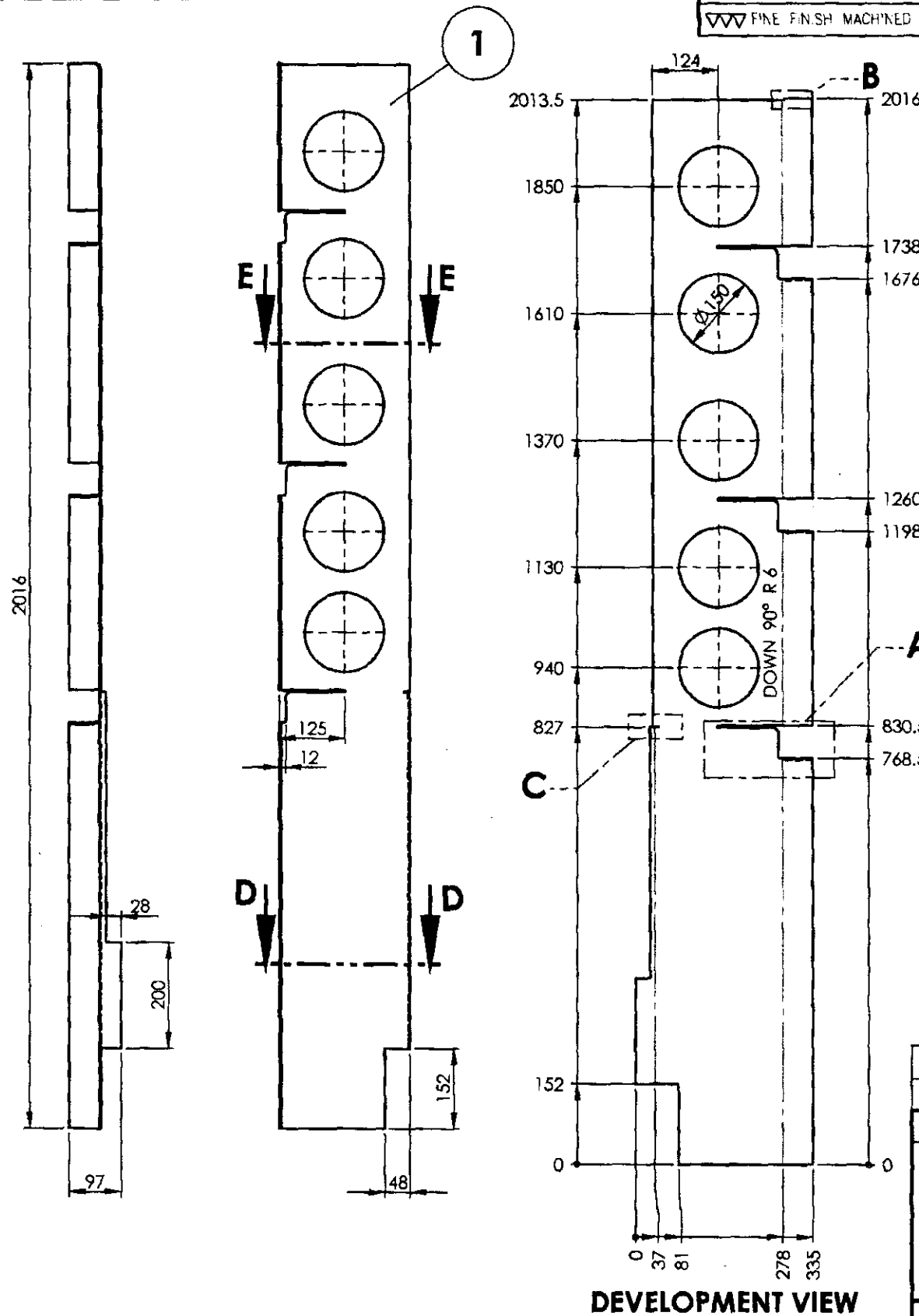
1	CLOSING PIECE FOR GPS ANTENA ASSY	2x155x155	1		AIISI 304	0.38	
QTY.	DESCRIPTION	DIMENSIONS	ITEM NO.	REF. DRGS	MATL.SPEC.	WT/UNIT IN KGS	REMARKS
GROUP: 1-5		SURFACE AREA IN Sq.m.:			WT/ASSY IN Kgs:		
CLOSING PIECE FOR GPS ANTENA ASSY					SCALE	SSE/D	
					1:2	CHD	
					ALT.	ALTD	
						DRN	V.SURESHBABU
INDIAN RAILWAY STANDARDS							
INTEGRAL COACH FACTORY, CHENNAI - 600038							
					SHEET		
					1 OF 1.	AAB15423	
						A3	

AAB15430

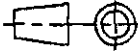
▽ ROUGH MACHINED	① ROUGH CLEANED
▽▽ FINISH MACHINED	② BURRS REMOVED
▽▽▽ FINE FINISH MACHINED	③ CHAMFERED

REVISIONS			
ALT.	ZONE	DESCRIPTION	APPROVED & DATE

ALL DIMENSIONS ARE IN mm UNLESS OTHERWISE SPECIFIED. FOR UNTOLERANCED DIMENSIONS REFER DRAWING NO ICF/STD-9-0-001.
ANY MANUAL ALTERATION SHALL AUTOMATICALLY RENDER THIS DRAWING INVALID. WELDING SYMBOLS ARE AS PER IS: 813-1986.



DEVELOPMENT VIEW

1	RAM PILLAR	3 x 335 x 2016	1		RDSO/SPEC C-K201 X2CrNi12	12.186		
QTY	DESCRIPTION	DIMENSIONS	ITEM NO.	REF. DRGS	MATL.SPEC.	WT/UNIT IN KGS	REMARKS	
GROUP: 1-5 END CONSTRUCTION		SURFACE AREA IN Sq.m.: 1.064			WT/ASSY IN Kgs: 12.474			
RAM PILLAR					SCALE	SSE/D	K. Panduranga Rao	
					1:10	CHD		
					ALT.	ALTD	H. Irshath Ahmed	
						DRN		
INDIAN RAILWAY STANDARDS INTEGRAL COACH FACTORY, CHENNAI - 600086								
					SHEET 1 OF 1		AAB15430	A3

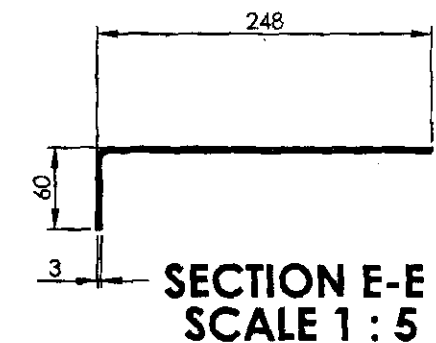
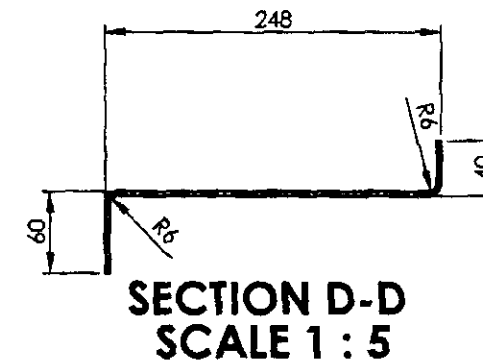
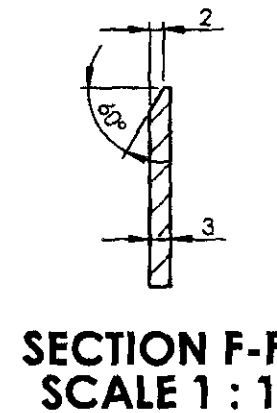
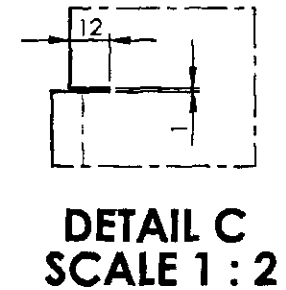
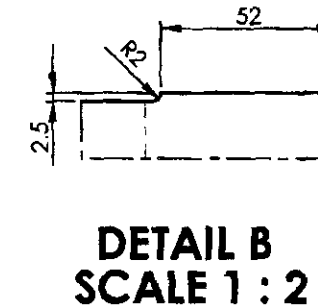
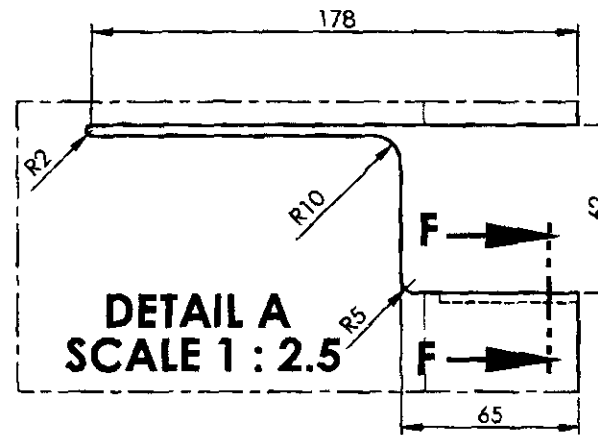
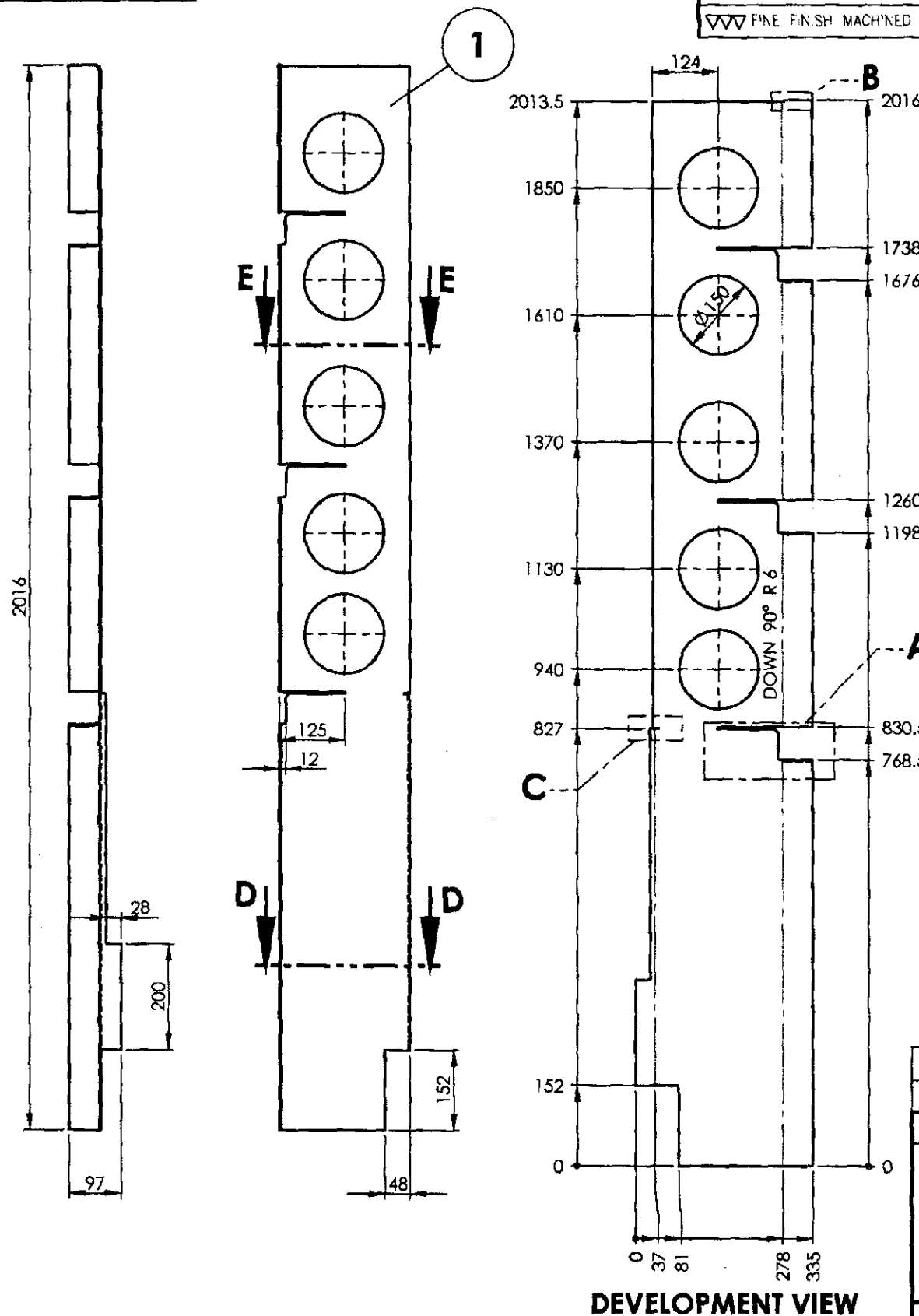
26-08-19	17-6-19	
DATE OF LATEST ALT.	DATE OF FIRST ISSUE	SME

AAB15430

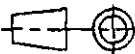
▽ ROUGH MACHINED	① ROUGH CLEANED
▽▽ FINISH MACHINED	② BURRS REMOVED
▽▽▽ FINE FINISH MACHINED	③ CHAMFERED

REVISIONS				APPROVED & DATE	
ALT.	ZONE	DESCRIPTION			

ALL DIMENSIONS ARE IN mm UNLESS OTHERWISE SPECIFIED. FOR UNTOLERANCED DIMENSIONS REFER DRAWING NO ICF/STD-9-0-001. ANY MANUAL ALTERATION SHALL AUTOMATICALLY RENDER THIS DRAWING INVALID. WELDING SYMBOLS ARE AS PER IS: 813-1986.



DEVELOPMENT VIEW

1	RAM PILLAR	3 x 335 x 2016	1		RDSO/SPEC C- K201 X2CrNi12	12.186		
QTY	DESCRIPTION	DIMENSIONS	ITEM NO.	REF. DRGS	MATL.SPEC.	WT/UNIT IN KGS	REMARKS	
GROUP: 1-5 END CONSTRUCTION		SURFACE AREA IN Sq.m.: 1.064			WT/ASSY IN Kgs: 12.474			
RAM PILLAR					SCALE	SSE/D	K. Pandurangam	
					1:10	CHD		
					ALT.	ALTD	H. Irshath Ahmed	
						DRN		
INDIAN RAILWAY STANDARDS INTEGRAL COACH FACTORY, CHENNAI - 600088				SHEET 1 OF 1			AAB15430	A3

26-08-19	17-6-19	
DATE OF LATEST ALT.	DATE OF FIRST ISSUE	SME

AAB15431

▽ ROUGH MACHINED
▽▽ FINISH MACHINED
▽▽▽ FINE FINISH MACHINED

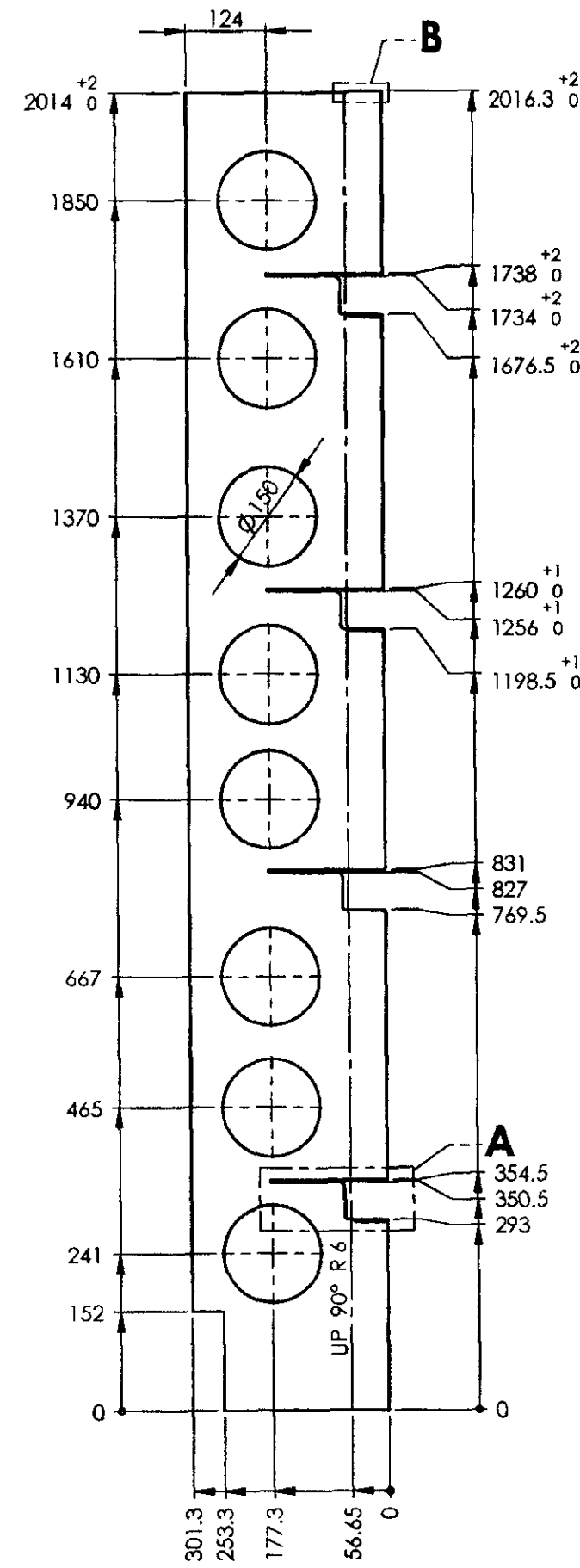
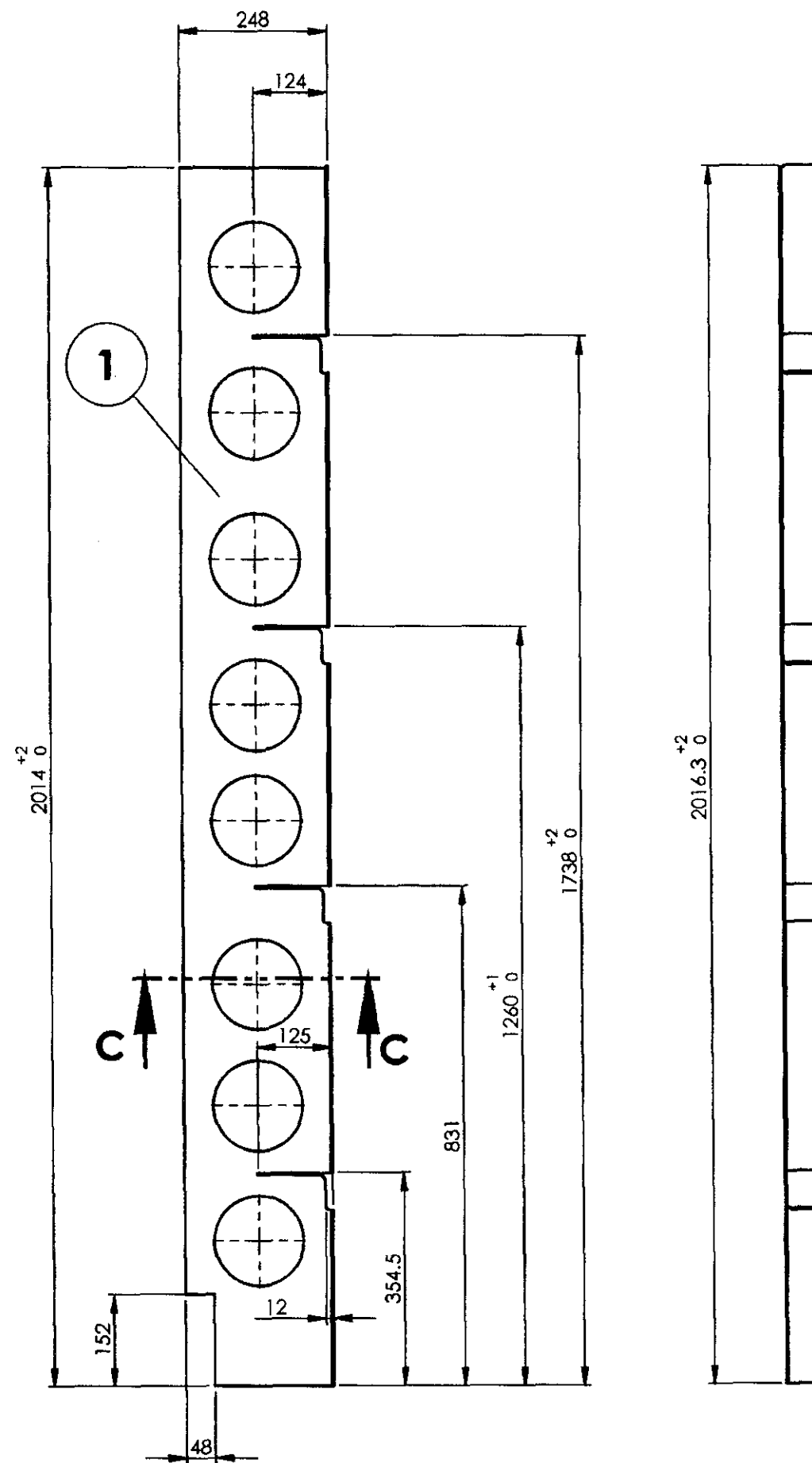
① ROUGH CLEANED
①⑤ BURRS REMOVED
①⑧ CHAMFERED

REVISIONS

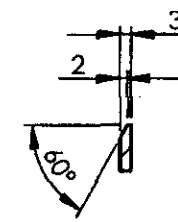
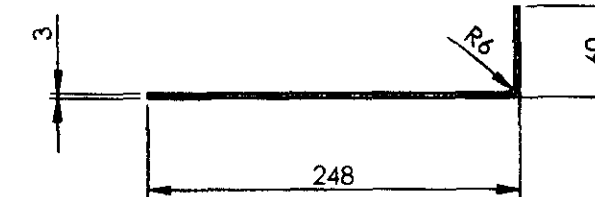
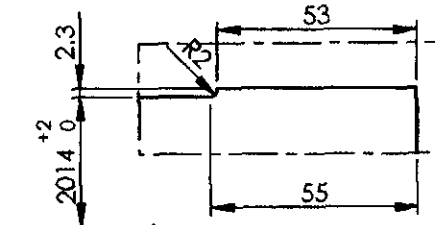
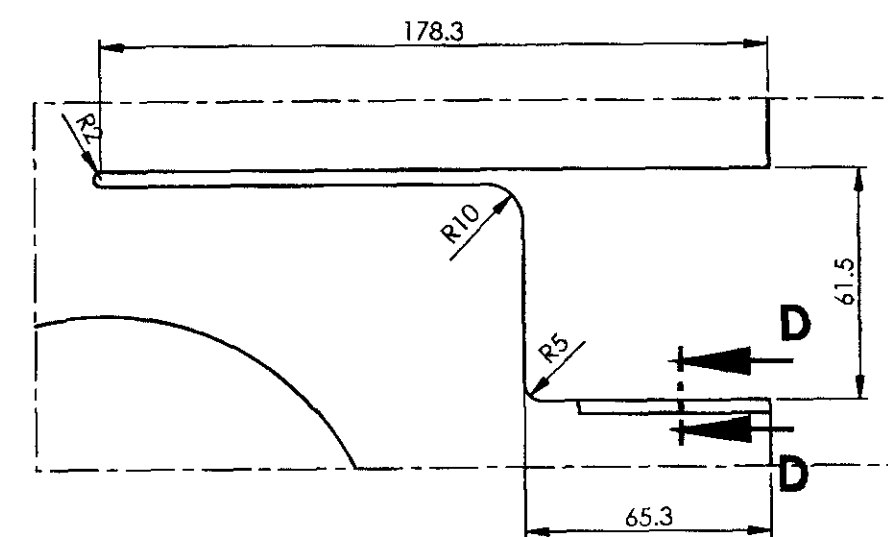
ALT.

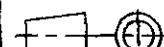
ZONE

DESCRIPTION

APPROVED &
DATE

DEVELOPMENT VIEW

SECTION D-D
SCALE 1 : 2SECTION C-C
SCALE 1 : 5DETAIL B
SCALE 1 : 2DETAIL A
SCALE 1 : 2

1		3 x 302 x 2016	1		RDSO/SPEC. C- K201 X2 Cr Ni 12	10.583	
Default	DESCRIPTION	DIMENSIONS	ITEM NO.	REF. DRGS	MATL.SPEC.	WT/UNIT IN KGS	REMARKS
GROUP: 1-5 END CONSTRUCTION			SURFACE AREA IN Sq.m.: 0.911		WT/ASSY IN Kgs: 10.583		
RAM PILLAR					SCALE 1:10	SSE/D	<i>S. Panduranga Rao</i>
						CHD	
					ALT	ALTD	
						DRN	H. Irshath Ahamed
INDIAN RAILWAY STANDARDS INTEGRAL COACH FACTORY, CHENNAI - 600038				SHEET 1 OF 1			
AAB15431						A2	

ALL DIMENSIONS ARE IN mm UNLESS OTHERWISE SPECIFIED. FOR UNTOLERANCED DIMENSIONS AND ROUGHNESS VALUES, REFER DRAWING NO. ICF/STD-9-0-001. ANY MANUAL ALTERATION SHALL AUTOMATICALLY RENDER THIS DRAWING INVALID. WELDING SYMBOLS ARE AS PER IS813-1986.

REF.DRG.NO.

26-08-19
DATE OF LATEST ALT.17-6-19
DATE OF FIRST ISSUE

AME/SME

AAB15431

▽ ROUGH MACHINED
▽▽ FINISH MACHINED
▽▽▽ FINE FINISH MACHINED

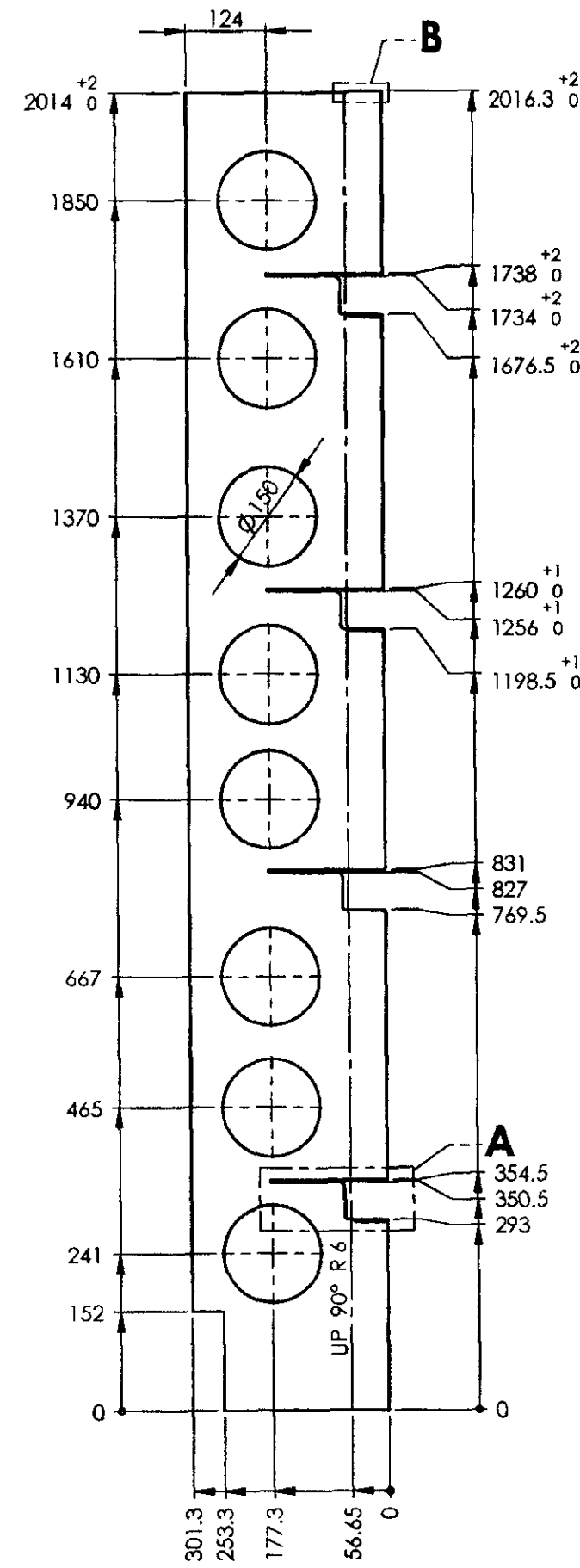
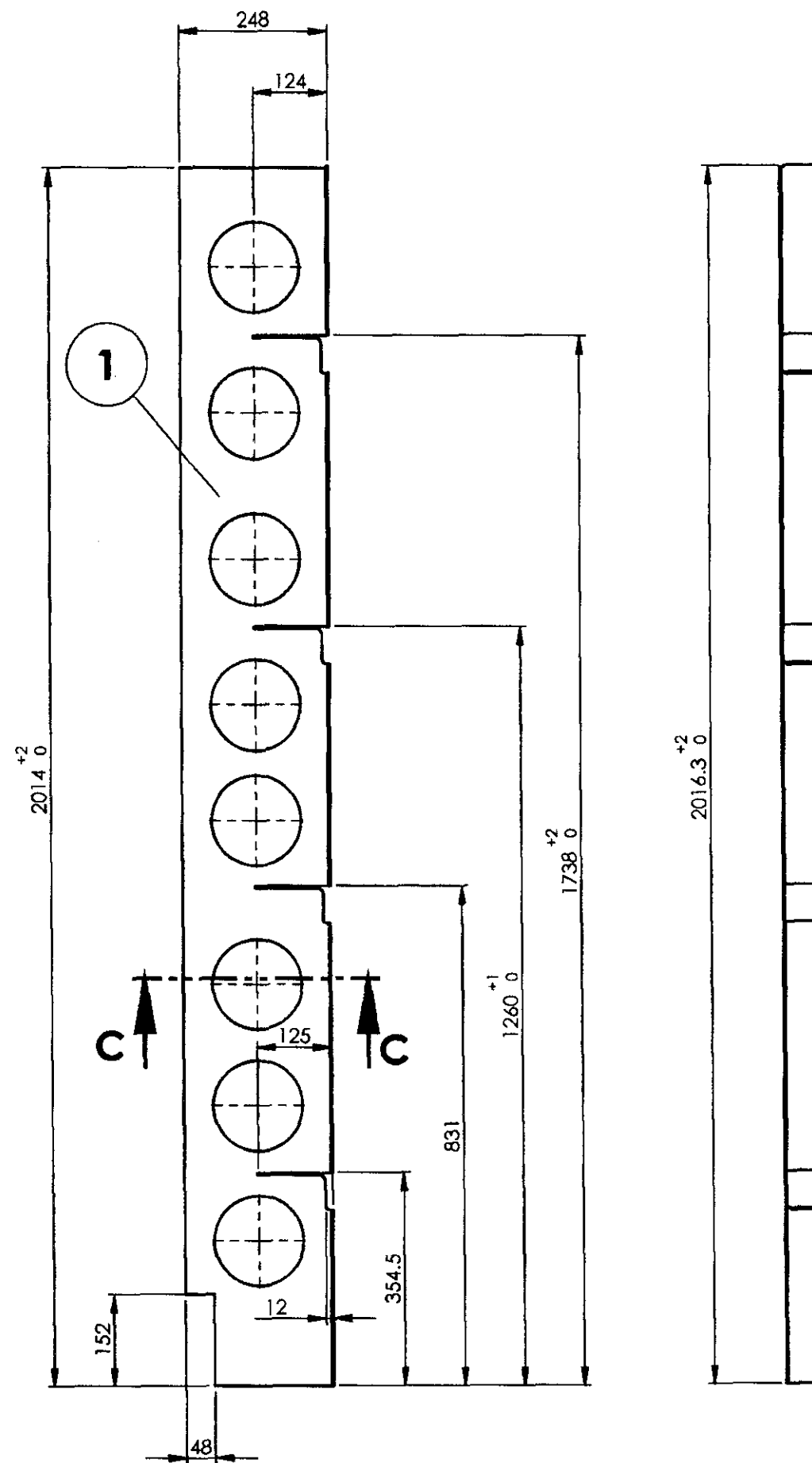
① ROUGH CLEANED
①⑤ BURRS REMOVED
①⑧ CHAMFERED

REVISIONS

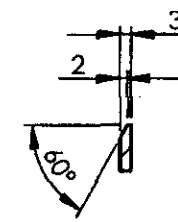
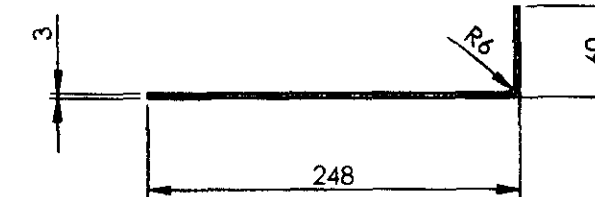
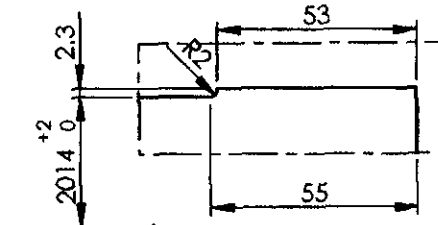
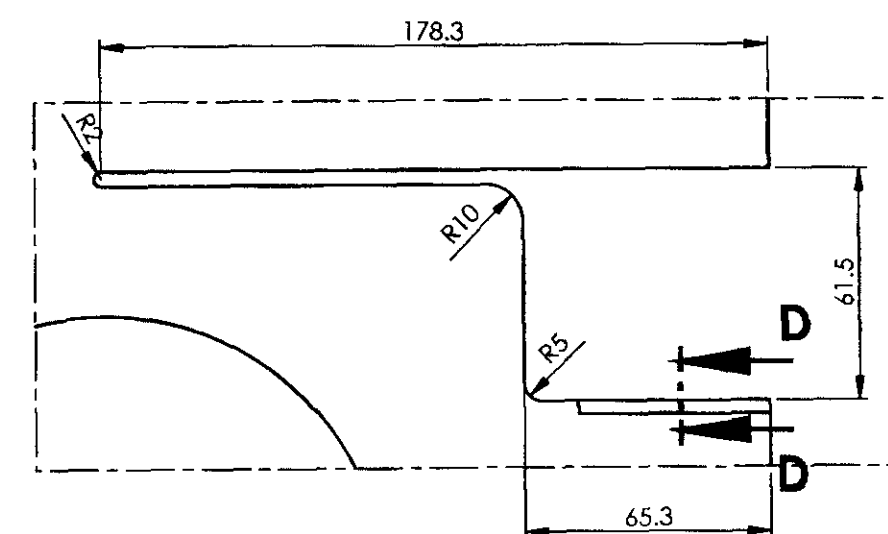
ALT.

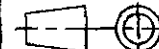
ZONE

DESCRIPTION

APPROVED &
DATE

DEVELOPMENT VIEW

SECTION D-D
SCALE 1 : 2SECTION C-C
SCALE 1 : 5DETAIL B
SCALE 1 : 2DETAIL A
SCALE 1 : 2

1		3 x 302 x 2016	1		RDSO/SPEC. C- K201 X2 Cr Ni 12	10.583	
Default	DESCRIPTION	DIMENSIONS	ITEM NO.	REF. DRGS	MATL.SPEC.	WT/UNIT IN KGS	REMARKS
GROUP: 1-5 END CONSTRUCTION			SURFACE AREA IN Sq.m.: 0.911			WT/ASSY IN Kgs: 10.583	
RAM PILLAR					SCALE 1:10	SSE/D	<i>S. Induranga Rao</i>
						CHD	
					ALT	ALTD	
						DRN	H. Irshath Ahamed
INDIAN RAILWAY STANDARDS				SHEET 1 OF 1			AAB15431
INTEGRAL COACH FACTORY, CHENNAI - 600038							

ALL DIMENSIONS ARE IN mm UNLESS OTHERWISE SPECIFIED. FOR UNTOLERANCED DIMENSIONS AND ROUGHNESS VALUES, REFER DRAWING NO. ICF/STD-9-0-001. ANY MANUAL ALTERATION SHALL AUTOMATICALLY RENDER THIS DRAWING INVALID. WELDING SYMBOLS ARE AS PER IS813-1986.

REF.DRG.NO.

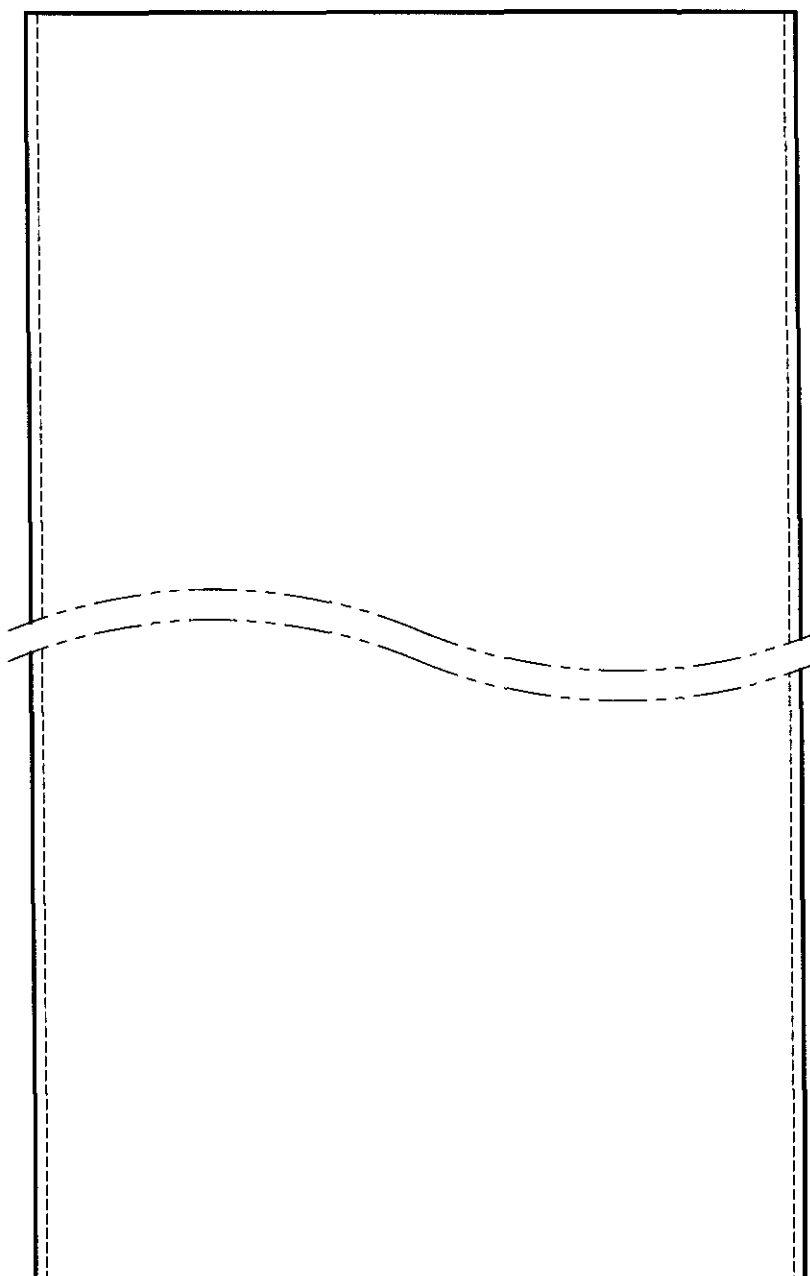
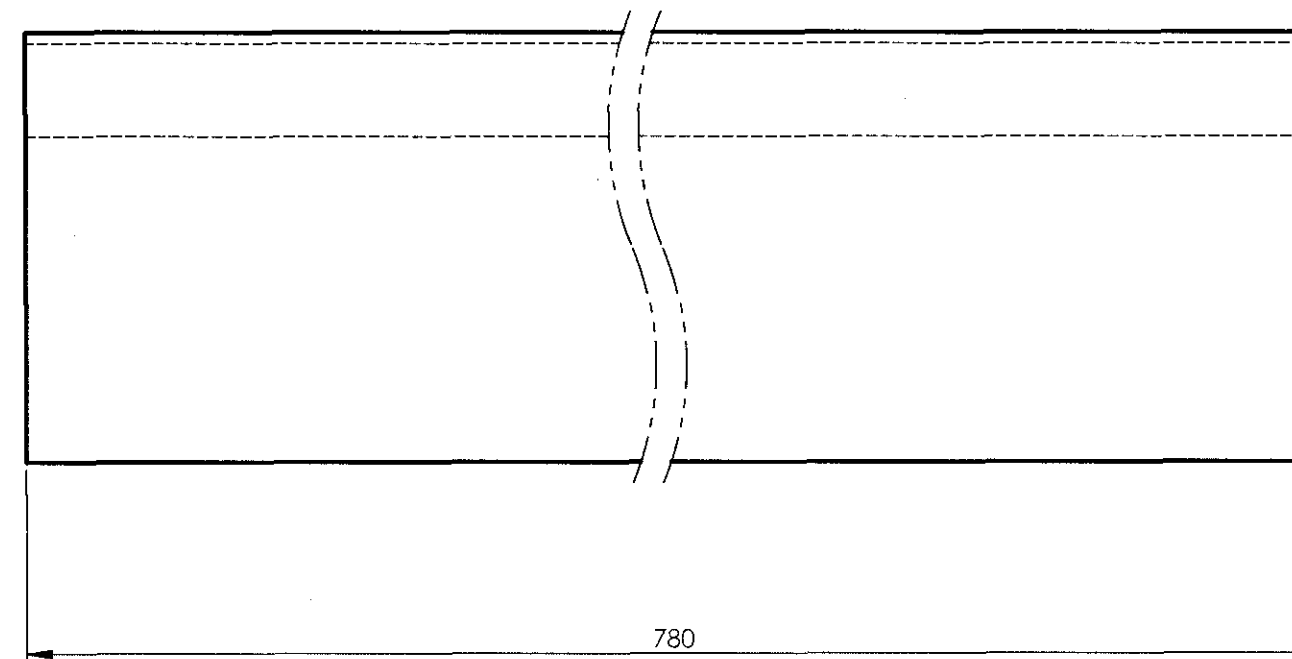
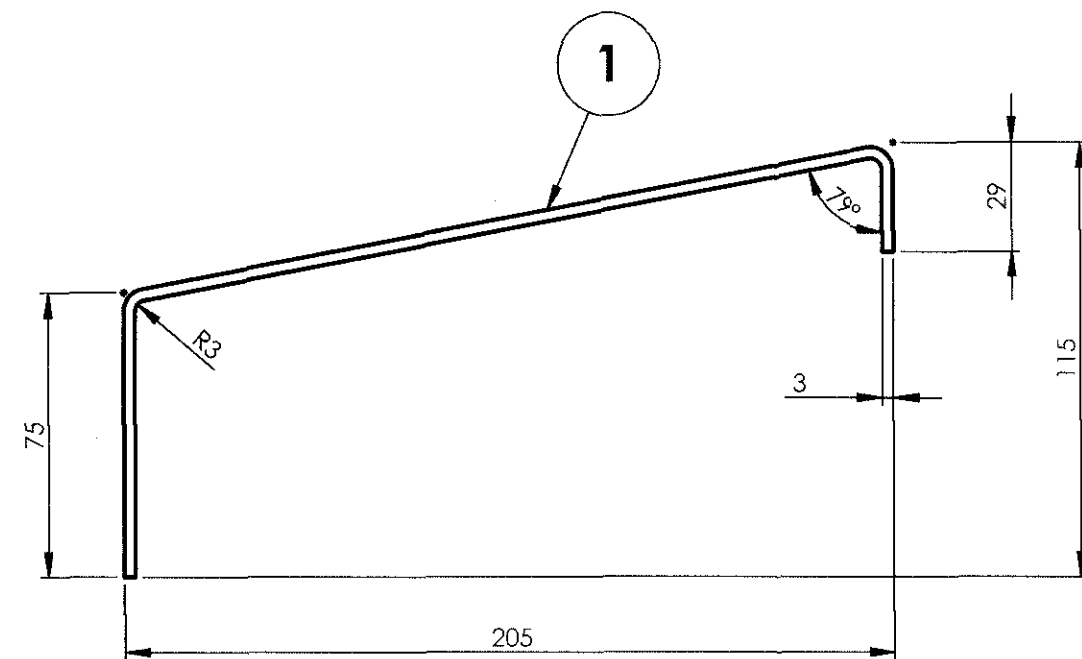
26-08-19
DATE OF LATEST ALT.17-6-19
DATE OF FIRST ISSUE

AME/SME


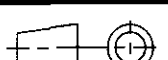
AAB15841

▽ ROUGH MACHINED	①1 ROUGH CLEANED
▽▽ FINISH MACHINED	①1b BURRS REMOVED
▽▽▽ FINE FINISH MACHINED	①18 CHAMFERED

REVISIONS			
ALT.	ZONE	DESCRIPTION	APPROVED & DATE



ALL DIMENSIONS ARE IN mm UNLESS OTHERWISE SPECIFIED. FOR UNTOLERANCED DIMENSIONS AND ROUGHNESS VALUES, REFER DRAWING NO. ICFSTD-9-0-001. ANY MANUAL ALTERATION SHALL AUTOMATICALLY RENDER THIS DRAWING INVALID. WELDING SYMBOLS ARE AS PER S.813-1986. WEIGHT GIVEN IN DRAWING IS FOR INDICATIVE PURPOSE ONLY

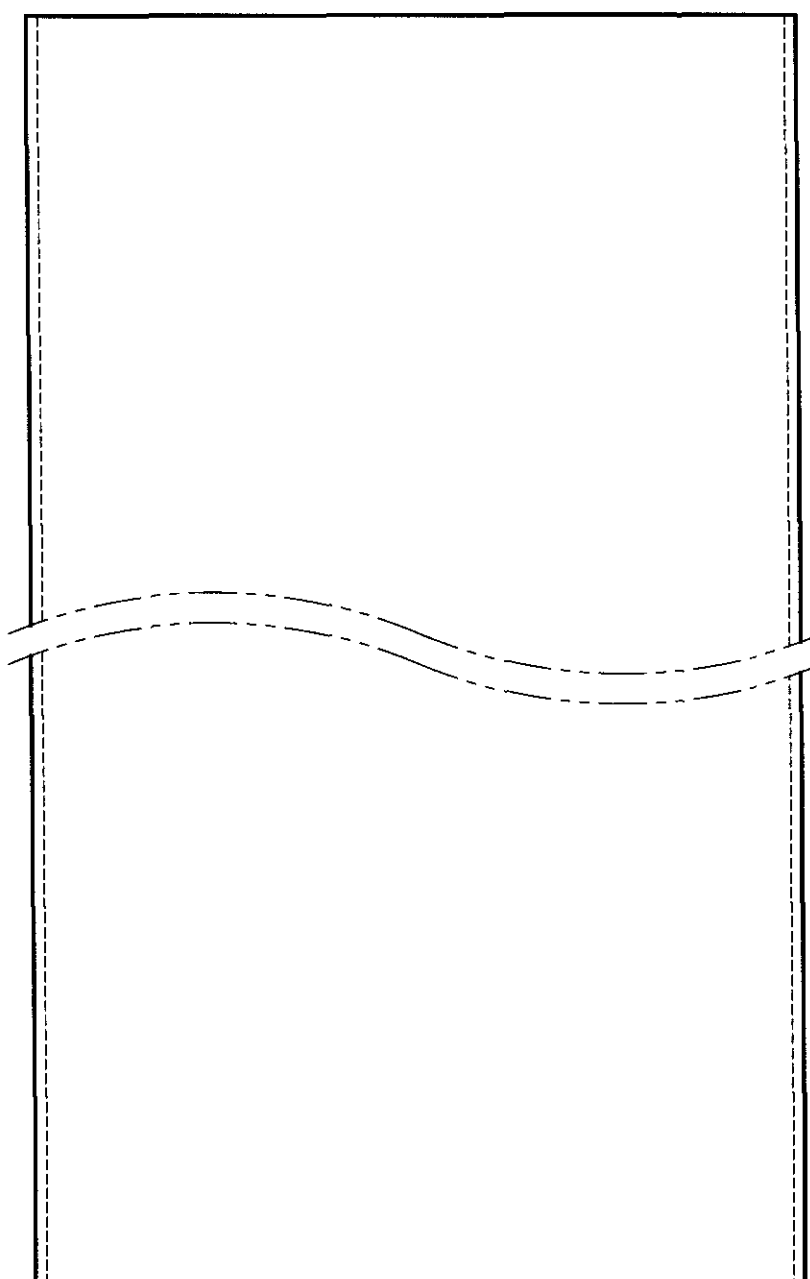
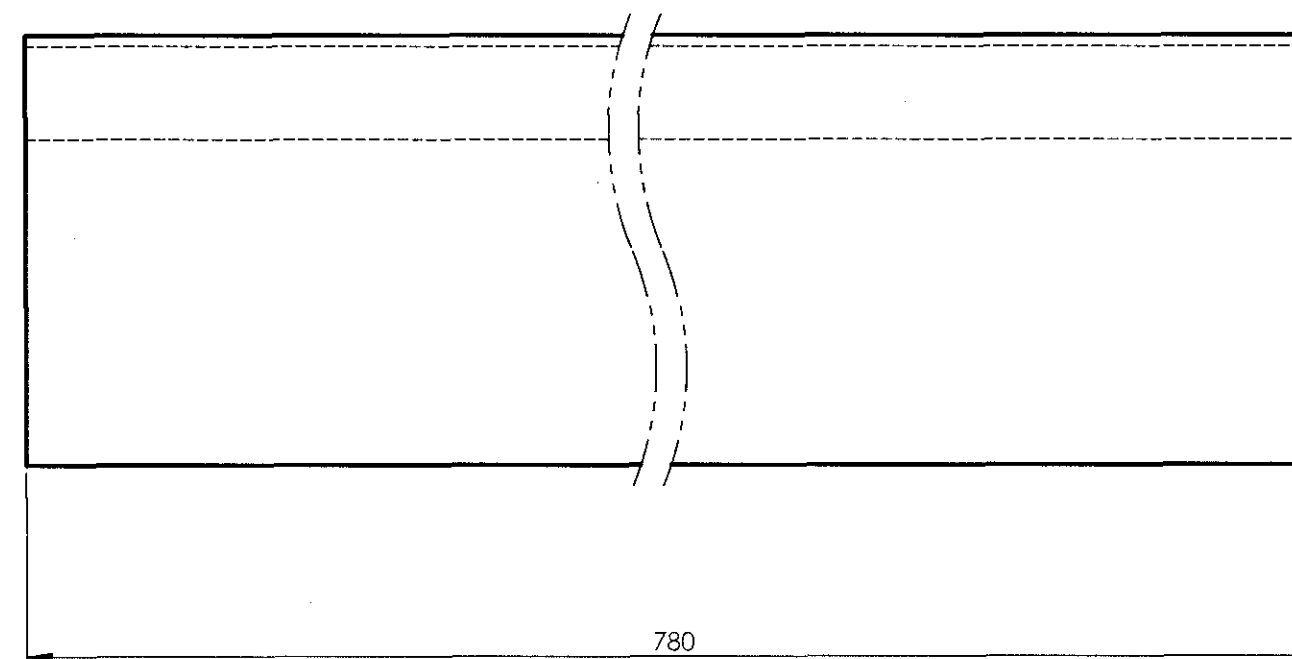
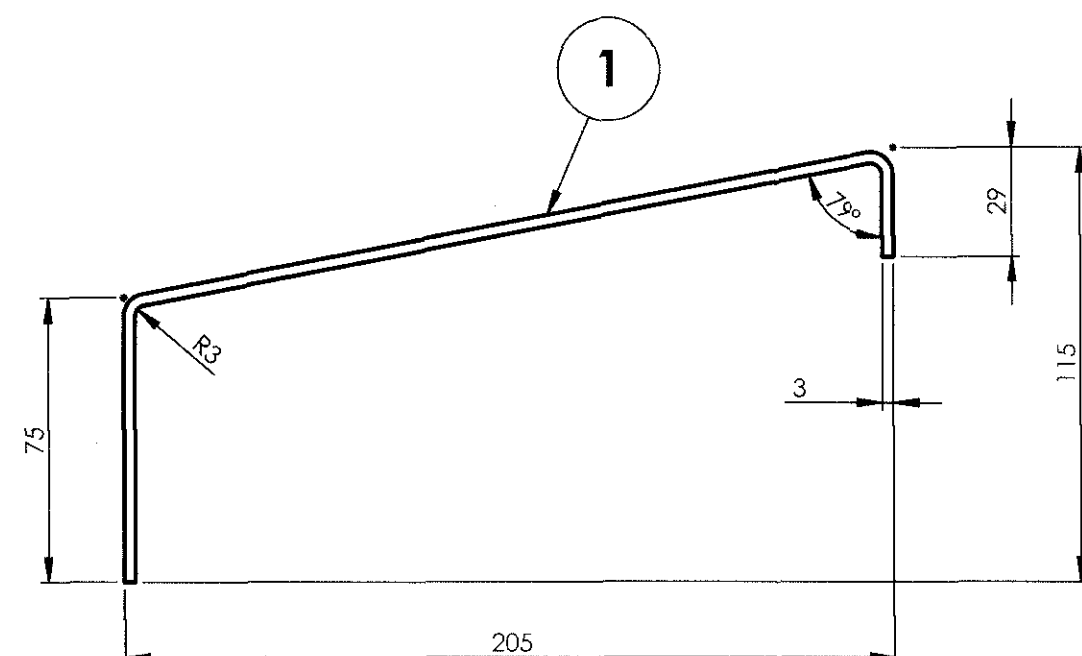
1	CHANNEL	3X303X780	1		SS-409M	5.66	
QTY	DESCRIPTION	DIMENSIONS	ITEM NO.	REF. DRGS	MATL.SPEC.	WT/UNIT IN KGS	REMARKS
GROUP: I-5 End Construction		SURFACE AREA IN Sq.m.:			WT/ASSY IN Kgs:		
CHANNEL					SCALE 1:5	SSE/D	A = 
						CHD	
					ALT	ALTD	
						DRN	dinesh
INDIAN RAILWAY STANDARDS INTEGRAL COACH FACTORY, CHENNAI - 600038							
					SHEET 1 OF 1	AAB15841	A2

REF.DRG.NO.-


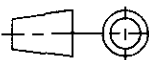
AAB15841

▽ ROUGH MACHINED	① ROUGH CLEANED
▽▽ FINISH MACHINED	①b BURRS REMOVED
▽▽▽ FINE FINISH MACHINED	①8 CHAMFERED

REVISIONS			
ALT.	ZONE	DESCRIPTION	APPROVED & DATE



ALL DIMENSIONS ARE IN mm UNLESS OTHERWISE SPECIFIED. FOR UNTOLERANCED DIMENSIONS AND ROUGHNESS VALUES, REFER DRAWING NO. ICFSTD-9-0-001. ANY MANUAL ALTERATION SHALL AUTOMATICALLY RENDER THIS DRAWING INVALID. WELDING SYMBOLS ARE AS PER IS:813-1986. WEIGHT GIVEN IN DRAWING IS FOR INDICATIVE PURPOSE ONLY.

1	CHANNEL	3X303X780	1		SS-409M	5.66	
QTY	DESCRIPTION	DIMENSIONS	ITEM NO.	REF. DRGS	MATL.SPEC.	WT/UNIT IN KGS	REMARKS
GROUP: I-5 End Construction		SURFACE AREA IN Sq.m.:			WT/ASSY IN Kgs:		
CHANNEL					SCALE 1:5	SSE/D	
						CHD	
					ALT	ALTD	
					DRN	dinesh	
INDIAN RAILWAY STANDARDS INTEGRAL COACH FACTORY, CHENNAI - 600035				SHEET 1 OF 1			
					AAB15841		A2

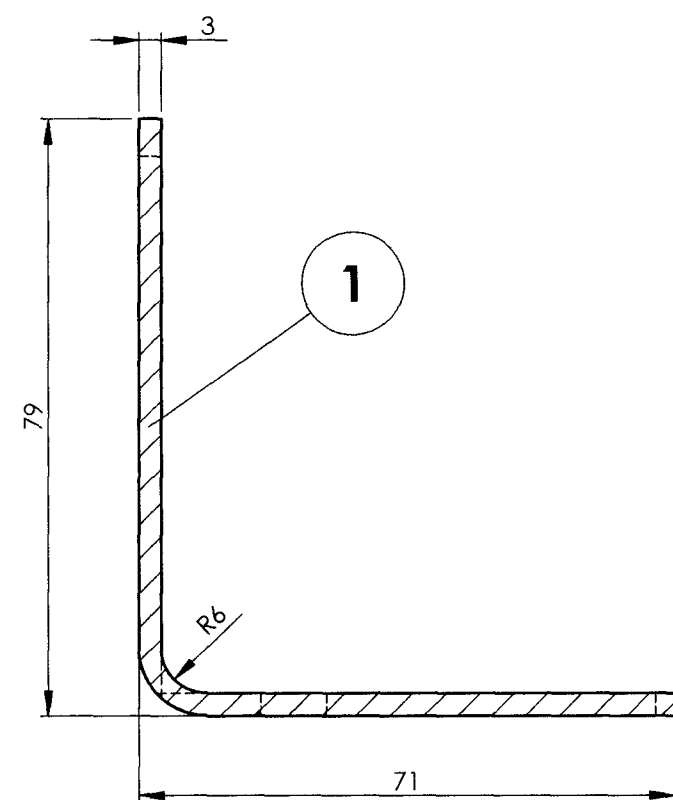
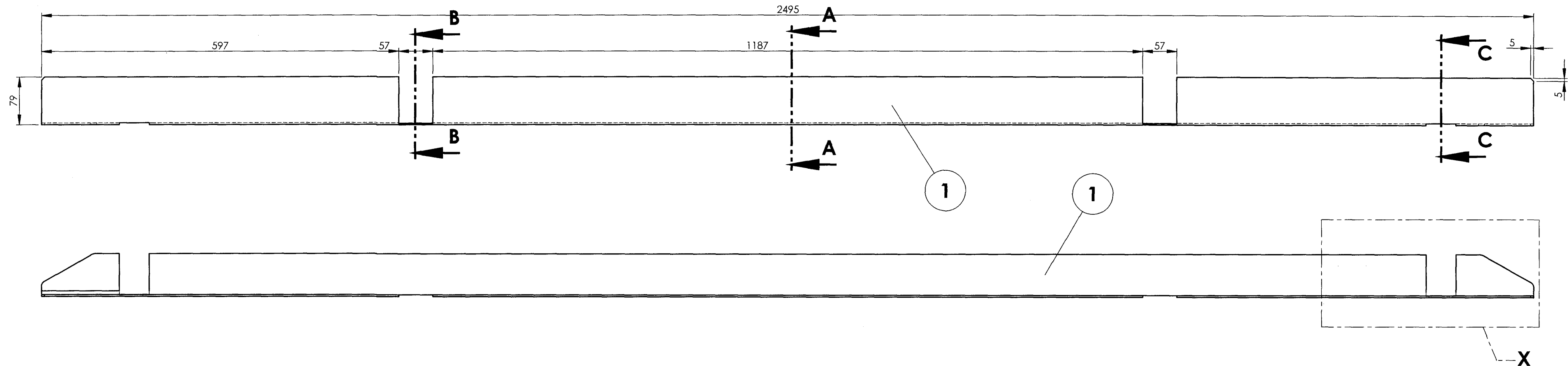
REF.DRG.NO.-

-	13/07/20	<i>[Signature]</i>
DATE OF LATEST ALT.	DATE OF FIRST ISSUE	AME/SME

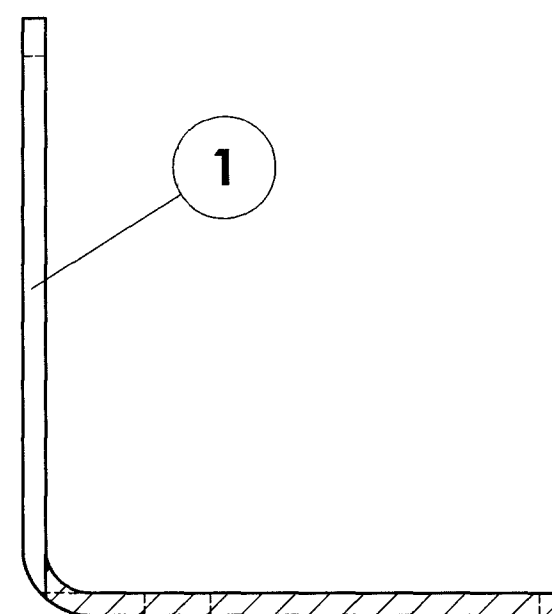
AAC15736

▽ ROUGH MACHINED	01 ROUGH CLEANED
▽▽ FINISH MACHINED	01b BURRS REMOVED
▽▽▽ FINE FINISH MACHINED	18 CHAMFERED

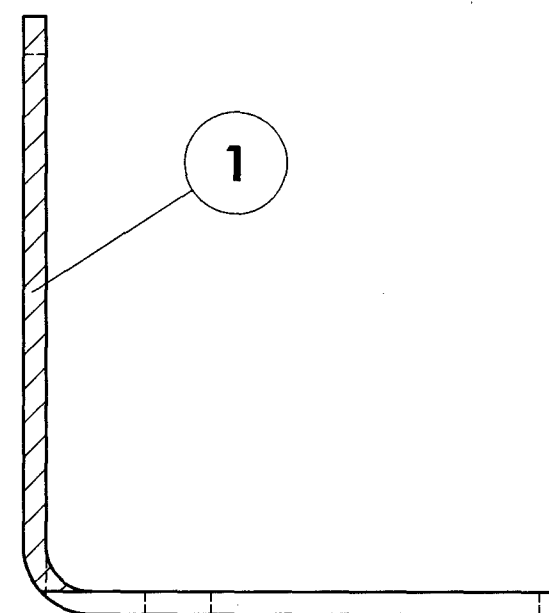
REVISIONS			
ALT.	ZONE	DESCRIPTION	APPROVED & DATE



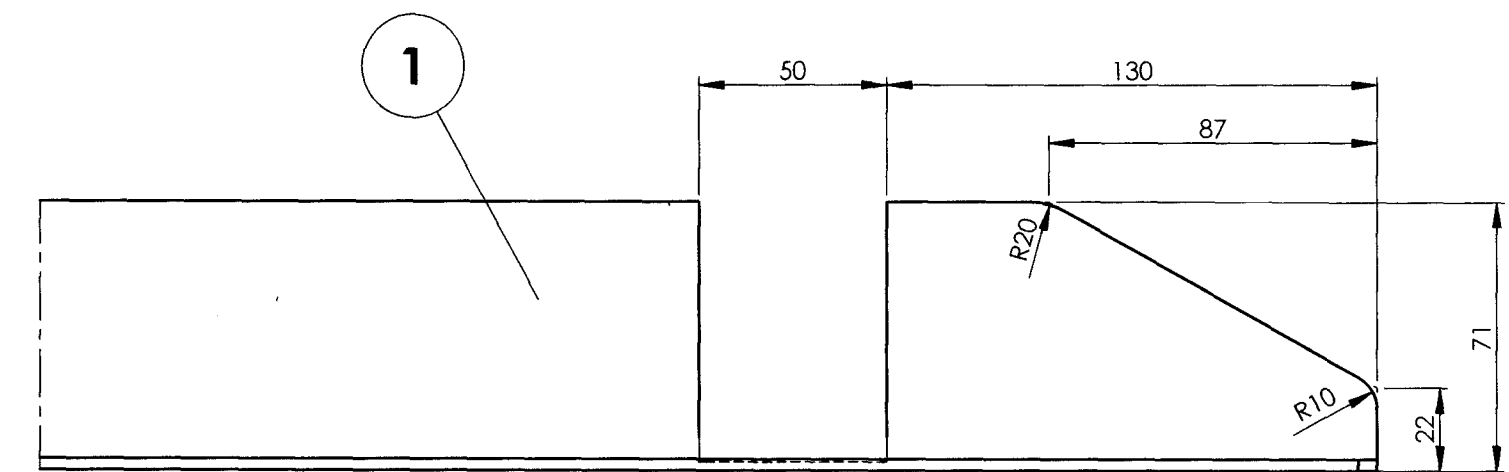
SECTION A-A
SCALE 1 : 1



SECTION B-B
SCALE 1 : 1

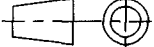


SECTION C-C
SCALE 1 : 1



DETAIL X
SCALE 1 : 2

ALL DIMENSIONS ARE IN mm UNLESS OTHERWISE SPECIFIED. FOR UNTOLERANCED DIMENSIONS AND ROUGHNESS VALUES, REFER DRAWING NO ICF/STD-9-0-001. ANY MANUAL ALTERATION SHALL AUTOMATICALLY RENDER THIS DRAWING INVALID. WELDING SYMBOLS ARE AS PER IS813:1986.

1	FLANGE	3x143x2495	1		RDSO/SPEC C- K201 X2CrNi12	8.142	
Default	DESCRIPTION	DIMENSIONS	ITEM NO.	REF. DRGS	MATL.SPEC.	WT/UNIT IN KGS	REMARKS
GROUP: 1-5 End Construction		SURFACE AREA IN Sq.m.: 0.697			WT/ASSY IN Kgs:8.142		
FLANGE					SCALE 1:5	SSE/D CHD	P. Panduranga Rao
					ALT	ALTD	
					DRN	H. Irshath Ahamed	
INDIAN RAILWAY STANDARDS				SHEET 1 OF 1			
INTEGRAL COACH FACTORY, CHENNAI - 600038							
					AAC15736		A2

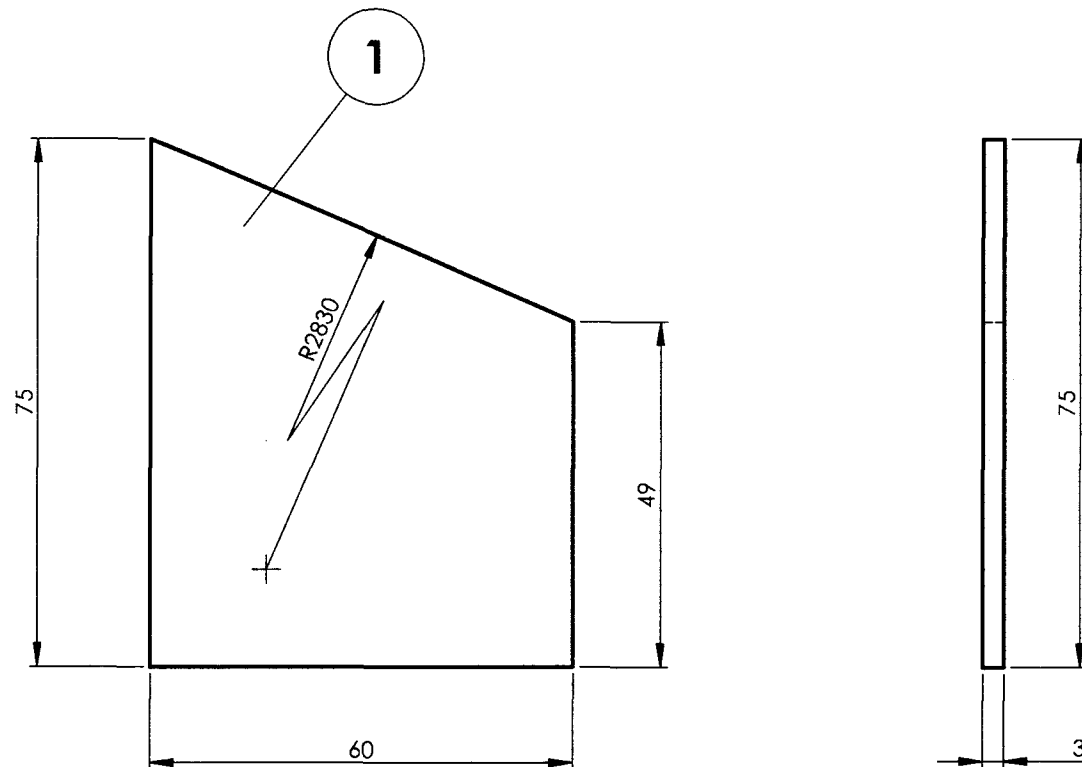
REF.DRG.NO.

DATE OF LATEST ALT.	26-7-2021	AME/SME
---------------------	-----------	---------

AAC15765

▽ ROUGH MACHINED	01 ROUGH CLEANED
▽▽ FINISH MACHINED	01b BURRS REMOVED
▽▽▽ FINE FINISH MACHINED	18 CHAMFERED

REVISIONS				APPROVED & DATE	
ALT.	ZONE	DESCRIPTION			



ALL DIMENSIONS ARE IN mm UNLESS OTHERWISE SPECIFIED. FOR UNTOLERANCED DIMENSIONS AND ROUGHNESS VALUES, REFER DRAWING NO ICF/STD-9-0-001.
ANY MANUAL ALTERATION SHALL AUTOMATICALLY RENDER THIS DRAWING INVALID. WELDING SYMBOLS ARE AS PER IS: 813-1986.
WEIGHT GIVEN IN DRAWING IS FOR INDICATIVE PURPOSE ONLY

REF.DRG.NO.-

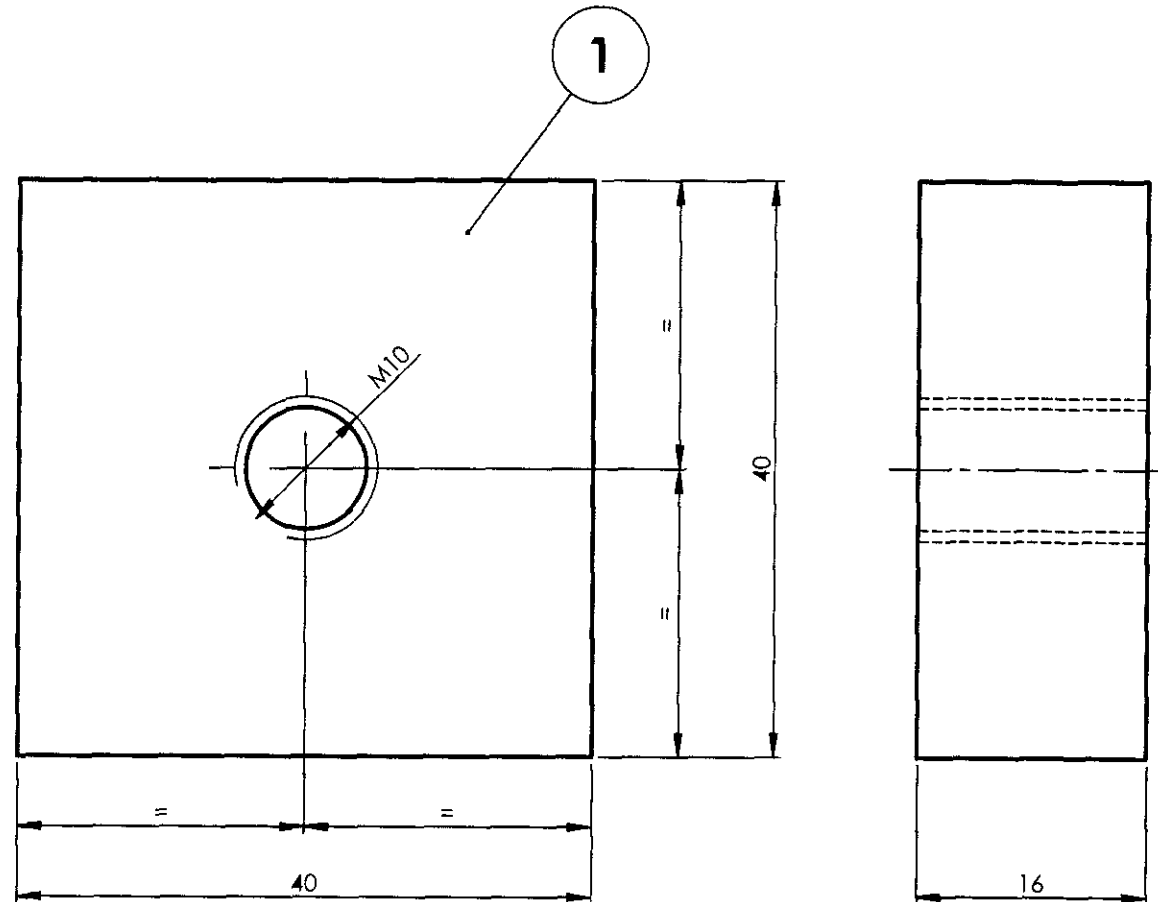
-	06-09-2024	
DATE OF LATEST ALT.	DATE OF FIRST ISSUE	A.M.E./S.M.E.

1	BACK PIECE	3x60x75	1		RDSO SPEC C-K201 X2 Cr Ni 12	0.09	
QTY	DESCRIPTION	DIMENSIONS	ITEM NO.	REF. DRGS	MATL.SPEC.	WT/UNIT IN KGS	REMARKS
GROUP: 1-0 Body Shell		SURFACE AREA IN Sq.m.:			WT/ASSY IN Kgs:		
BACK PIECE					SCALE	SSE/D	<i>L. Pandurangam</i>
					2:1	CHD	
					ALT.	ALTD	
						DRN	E.SATHISH KUMAR
INDIAN RAILWAY STANDARDS INTEGRAL COACH FACTORY, CHENNAI - 600038				SHEET 1 OF 1			
					AAC15765		A3

AAD15485

▽ ROUGH MACHINED	① ROUGH CLEANED
▽▽ FINISH MACHINED	①b BURRS REMOVED
▽▽▽ FINE FINISH MACHINED	①8 CHAMFERED


REVISIONS			
ALT.	ZONE	DESCRIPTION	APPROVED & DATE



ALL DIMENSIONS ARE IN mm UNLESS OTHERWISE SPECIFIED. FOR UNTOLERANCED DIMENSIONS AND ROUGHNESS VALUES, REFER DRAWING NO ICF/STD-9-0-001.
ANY MANUAL ALTERATION SHALL AUTOMATICALLY RENDER THIS DRAWING INVALID. WELDING SYMBOLS ARE AS PER EN ISO 2553.
WEIGHT GIVEN IN DRAWING IS FOR INDICATIVE PURPOSE ONLY

REF.DRG.NO.-

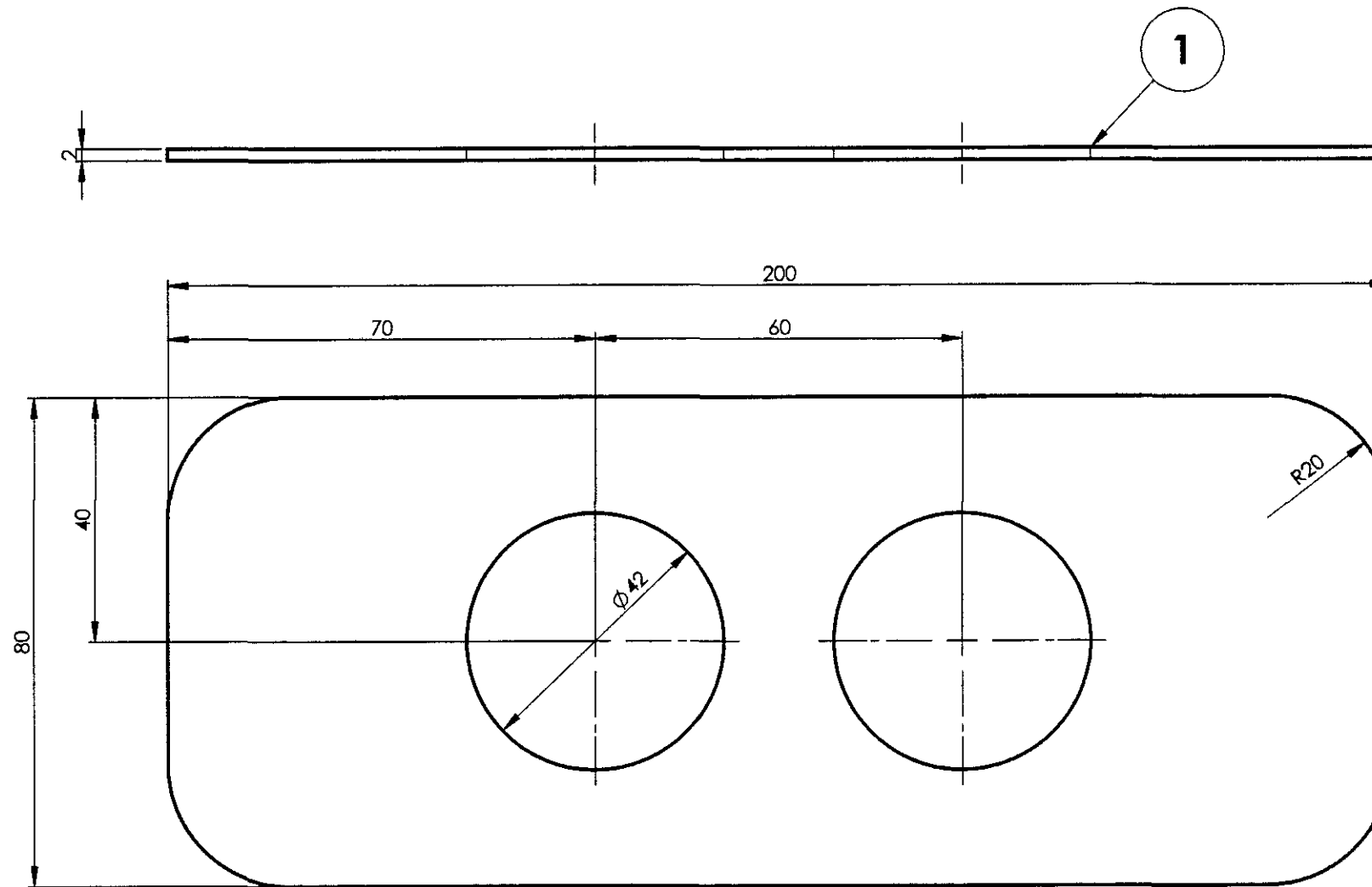
-	8 -02-2023	V. Suresh
DATE OF LATEST ALT.	DATE OF FIRST ISSUE	A ME/SME


1	EARTHING BLOCK	16x40x40	1		SS-304	0.20	
QTY	DESCRIPTION	DIMENSIONS	ITEM NO.	REF. DRGS	MATL.SPEC.	WT/UNIT IN KGS	REMARKS
GROUP: 1-5 End Construction		SURFACE AREA IN Sq.m.:			WT/ASSY IN Kgs:		
EARTHING BLOCK					SCALE	SSE/D	
					2:1	CHD	
					ALT.	ALTD	
						DRN	B.Suresh
					INDIAN RAILWAY STANDARDS		
INTEGRAL COACH FACTORY, CHENNAI - 600038							
					AAD15485		A3

AAD15711

▽ ROUGH MACHINED	① ROUGH CLEANED
▽▽ FINISH MACHINED	② BURRS REMOVED
▽▽▽ FINE FINISH MACHINED	③ CHAMFERED

REVISIONS			
ALT.	ZONE	DESCRIPTION	APPROVED & DATE

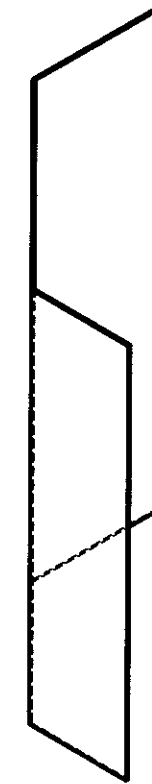
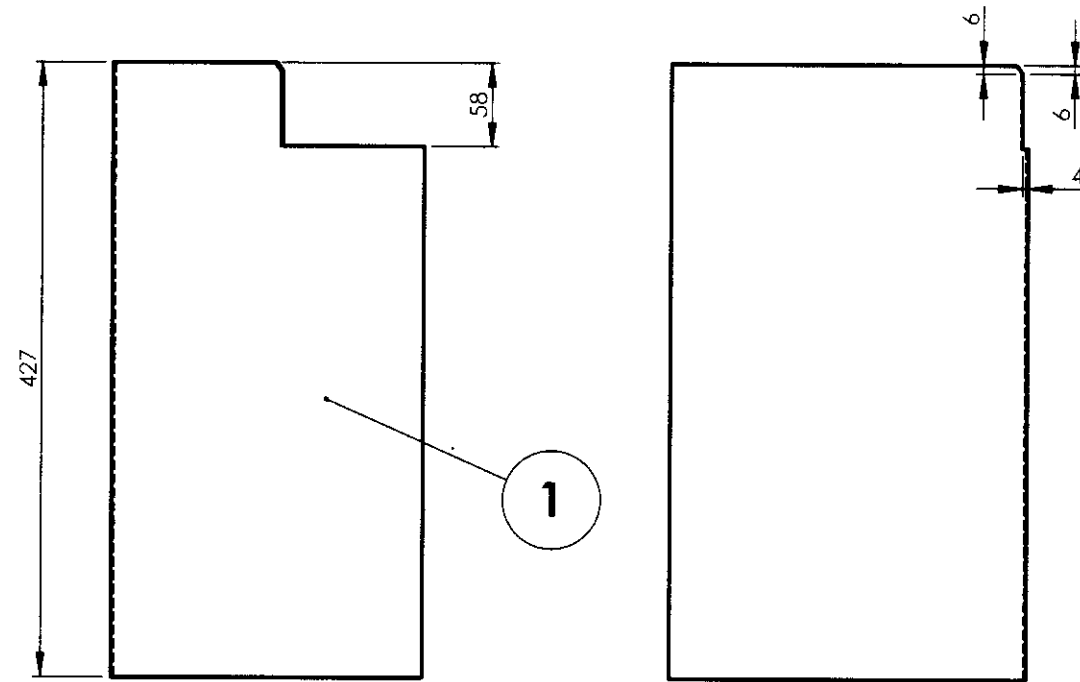


1	SUPPORT FOR CONDUIT	2 x 80 x 200	1		RDSO SPEC C- K201 X2 Cr Ni 12	0.21	
QTY	DESCRIPTION	DIMENSIONS	ITEM NO.	REF. DRGS	MATL.SPEC.	WT/UNIT IN KGS	REMARKS
GROUP: 1-5 End Construction		SURFACE AREA IN Sq.m.:			WT/ASSY IN Kgs:		
SUPPORT FOR CONDUIT					SCALE	SSE/D	L Panduranga Rao
					1:2	CHD	
					ALT.	ALTD	
						DRN	H. Irshath Ahamed
INDIAN RAILWAY STANDARDS INTEGRAL COACH FACTORY, CHENNAI - 600038							
					SHEET 1 OF 1		
					AAD15711		A3

AAD15725

▽ ROUGH MACHINED	⊖ ROUGH CLEANED
▽▽ FINISH MACHINED	⊖⊖ BURRS REMOVED.
▽▽▽ FINE FINISH MACHINED	⊖⊖⊖ CHAMFERED

REVISIONS				APPROVED & DATE	
ALT.	ZONE	DESCRIPTION			



ISOMETRIC VIEW

ALL DIMENSIONS ARE IN mm UNLESS OTHERWISE SPECIFIED. FOR UNTOLERANCED DIMENSIONS AND ROUGHNESS VALUES, REFER DRAWING NO ICF/STD-9-0-001
ANY MANUAL ALTERATION SHALL AUTOMATICALLY RENDER THIS DRAWING INVALID. WELDING SYMBOLS ARE AS PER EN ISO 2553
WEIGHT GIVEN IN DRAWING IS FOR INDICATIVE PURPOSE ONLY

REF.DRG.NO.

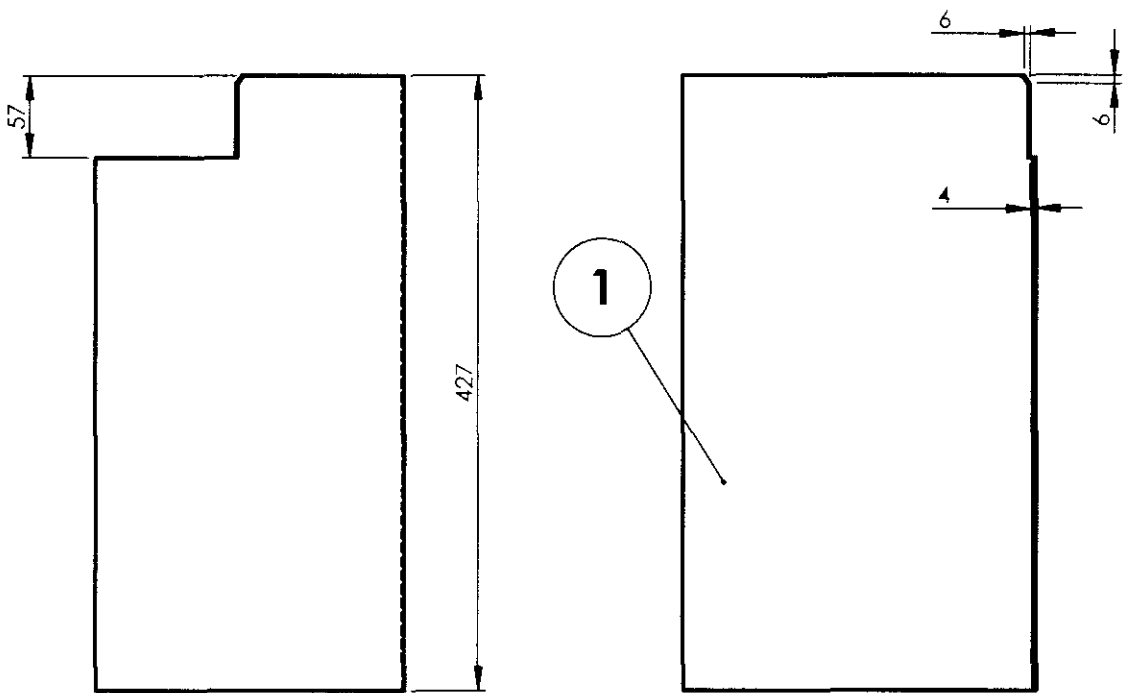
05-09-2027		
DATE OF LATEST ALT	DATE OF FIRST ISSUE	AME/SME

1	ELEC COUPLER COVER	2 x 392 x 427	1		RDSO SPEC C-K201 X2 Cr Ni 12	2.59	
QTY	DESCRIPTION	DIMENSIONS	ITEM NO.	REF. DRGS	MATL.SPEC.	WT/UNIT IN KGS	REMARKS
GROUP: 1-5 End Construction				SURFACE AREA IN Sq.m.:		WT/ASSY IN Kgs:	
ELEC COUPLER COVER					SCALE 1:5	SSE/D	
					ALT.	CHD	
						ALTD	
						DRN	SURESH B
INDIAN RAILWAY STANDARDS					SHEET 1 OF 1		
INTEGRAL COACH FACTORY CHENNAI 600038					AAD15725		A3

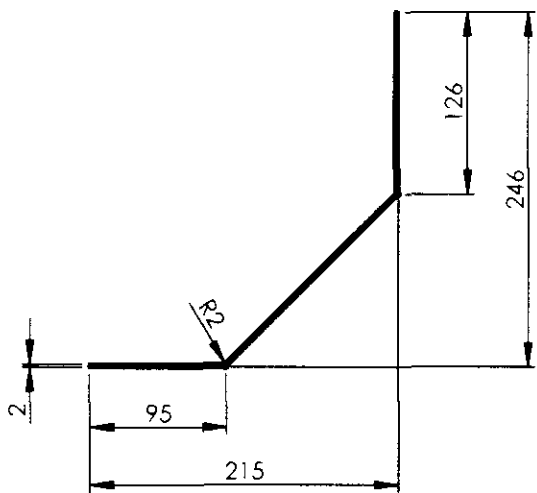
AAD15726


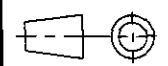
▽ ROUGH MACHINED	① ROUGH CLEANED
▽▽ FINISH MACHINED	② BURRS REMOVED
▽▽▽ FINE FINISH MACHINED	③ CHAMFERED

REVISIONS			
ALT.	ZONE	DESCRIPTION	APPROVED & DATE



1



1	ELEC COUPLER COVER	2 x 392 x 427	1		RDSO SPEC C-K201 X2 Cr Ni 12	2.57	
QTY	DESCRIPTION	DIMENSIONS	ITEM NO.	REF. DRGS	MATL.SPEC.	WT/UNIT IN KGS	REMARKS
GROUP: 1-5 End Construction		SURFACE AREA IN Sq.m.:			WT/ASSY IN Kgs:		
ELEC COUPLER COVER					SCALE	CSE: D	
					1:5	CHD	
					ALT.	ALTD	
						DRN	SURESH B
INDIAN RAILWAY STANDARDS				SHEET 1 OF 1			
INTEGRAL COACH FACTORY CHENNAI 600038				AAD15726			A3

ALL DIMENSIONS ARE IN mm UNLESS OTHERWISE SPECIFIED. FOR UNTOLERANCED DIMENSIONS AND ROUGHNESS VALUES, REFER DRAWING NO ICF/STD-9-0-001
ANY MANUAL ALTERATION SHALL AUTOMATICALLY RENDER THIS DRAWING INVALID. WELDING SYMBOLS ARE AS PER EN ISO 2553
WEIGHT GIVEN IN DRAWING IS FOR INDICATIVE PURPOSE ONLY

REF.DRG.NO.-

	05-09-2023	
DATE OF LATEST ALT	DATE OF FIRST ISSUE	AME/SME

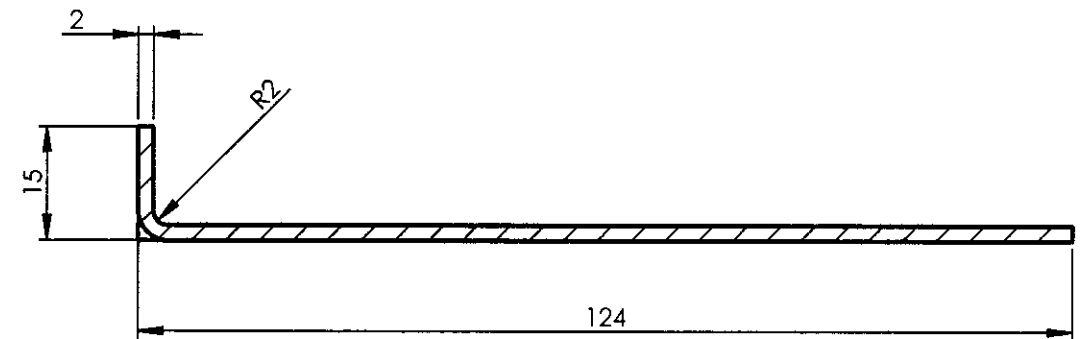
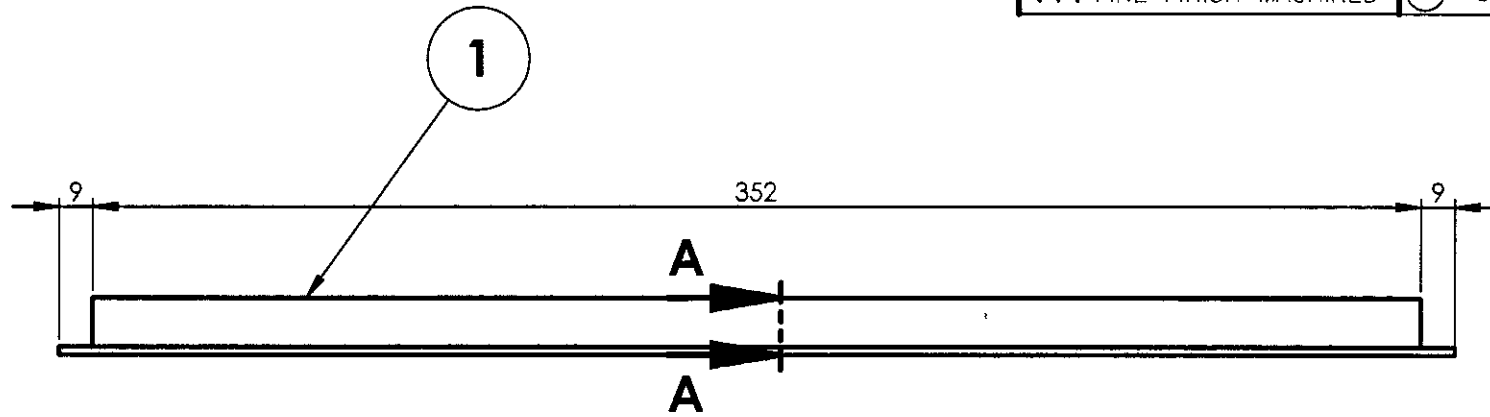
1		2		3		4		5		6		7		8	
AAD15843				▽ ROUGH MACHINED		① ROUGH CLEANED		REVISIONS							
				▽▽ FINISH MACHINED		①b BURRS REMOVED		ALT.		ZONE		DESCRIPTION		APPROVED & DATE	
				▽▽▽ FINE FINISH MACHINED		①8 CHAMFERED									
<div><div><div><div><div><div>1</div></div></div><div><div>392.5</div><div>210</div><div>80</div><div>220</div></div><div><div>743</div><div>20°</div></div></div><div><div>15</div><div>122</div><div>R2</div><div>344</div><div>15</div><div>122</div><div>R3</div></div></div></div> <div><div>ISOMETRIC VIEW</div></div>															
<div><div><div><div>1</div><div>BASE PLATE FOR COUPLER SOCKET</div><div>3x606x743</div><div>1</div><div>RDSO/SPEC C-K201 X2CrNi12</div><div>6.123</div></div><div><div>QTY</div><div>DESCRIPTION</div><div>DIMENSIONS</div><div>ITEM NO.</div><div>REF. DRGS</div><div>MATL.SPEC.</div><div>WT/UNIT IN KGS</div><div>REMARKS</div></div><div><div>GROUP: 1-5 End Construction</div><div>SURFACE AREA IN Sq.m.:0.773</div><div>WT/ASSY IN Kgs:</div></div><div><div>BASE PLATE FOR COUPLER SOCKET</div><div>SCALE 1:5</div><div>SSE/D CHD</div><div>ALT. ALTD</div><div>DRN 3D: MAHESH 2D: KUNTI THAKUR</div></div><div><div>INDIAN RAILWAY STANDARDS</div><div>INTEGRAL COACH FACTORY, CHENNAI - 600038</div><div>SHEET 1 OF 1</div><div><div>AAD15843</div><div>A3</div></div></div></div></div>															
<div><div><div>REF.DRG.NO.-</div><div>17-05-2024</div><div>AME/SME</div></div><div><div>DATE OF LATEST ALT.</div><div>DATE OF FIRST ISSUE</div><div>AME/SME</div></div></div>															
1		2		3		4		5		6		7		8	

ALL DIMENSIONS ARE IN mm UNLESS OTHERWISE SPECIFIED. FOR UNTOLERANCED DIMENSIONS AND ROUGHNESS VALUES, REFER DRAWING NO ICF/STD-9-0-001.
ANY MANUAL ALTERATION SHALL AUTOMATICALLY RENDER THIS DRAWING INVALID. WELDING SYMBOLS ARE AS PER EN ISO 2553.
WEIGHT GIVEN IN DRAWING IS FOR INDICATIVE PURPOSE ONLY

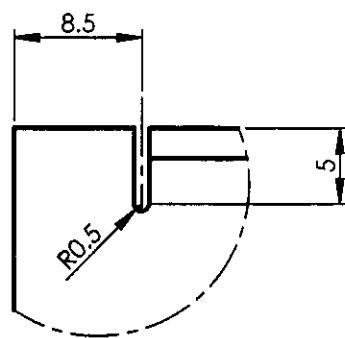
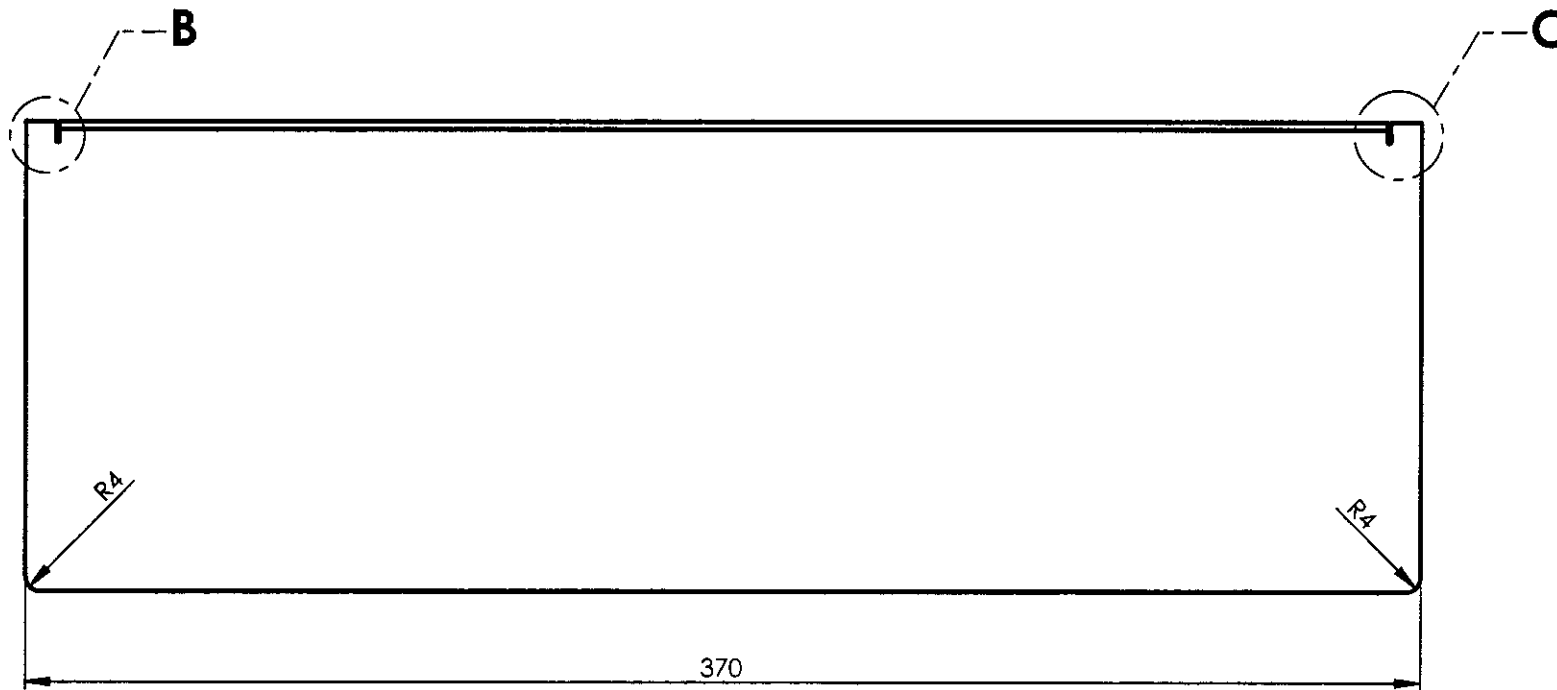
AAD15844

▽ ROUGH MACHINED	① ROUGH CLEANED
▽▽ FINISH MACHINED	①b BURRS REMOVED
▽▽▽ FINE FINISH MACHINED	①c CHAMFERED

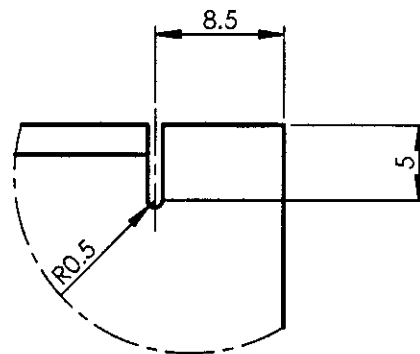
REVISIONS			
ALT.	ZONE	DESCRIPTION	APPROVED & DATE



SECTION A-A
SCALE 1 : 1



DETAIL B
SCALE 2 : 1



DETAIL C
SCALE 2 : 1

1	CLOSING ANGLE	2x135x370	1		RDSO/SPEC C-K201 X2CrNi12	0.800	
QTY	DESCRIPTION	DIMENSIONS	ITEM NO.	REF. DRGS	MATL.SPEC.	WT/UNIT IN KGS	REMARKS
GROUP: 1-5 End Construction				SURFACE AREA IN Sq.m.:0.102		WT/ASSY IN Kgs:	
CLOSING ANGLE					SCALE 1:2	SSE/D	CHD
					ALT.	ALTD	DRN
					3D: MAHESH 2D: KUNTI THAKUR		
					INDIAN RAILWAY STANDARDS INTEGRAL COACH FACTORY, CHENNAI - 600038		
					SHEET 1 OF 1		
					AAD15844		A3

ALL DIMENSIONS ARE IN mm UNLESS OTHERWISE SPECIFIED. FOR UNTOLERANCED DIMENSIONS AND ROUGHNESS VALUES, REFER DRAWING NO ICF/STD-9-0-001.
ANY MANUAL ALTERATION SHALL AUTOMATICALLY RENDER THIS DRAWING INVALID. WELDING SYMBOLS ARE AS PER EN ISO 2553.
WEIGHT GIVEN IN DRAWING IS FOR INDICATIVE PURPOSE ONLY

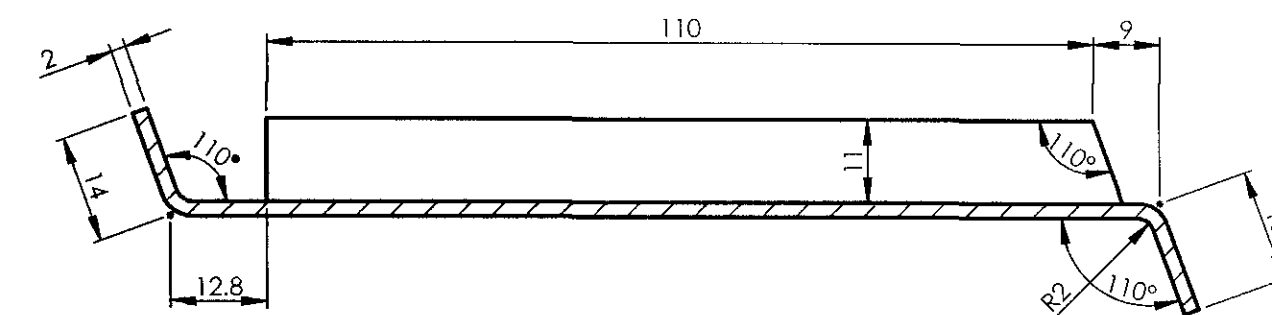

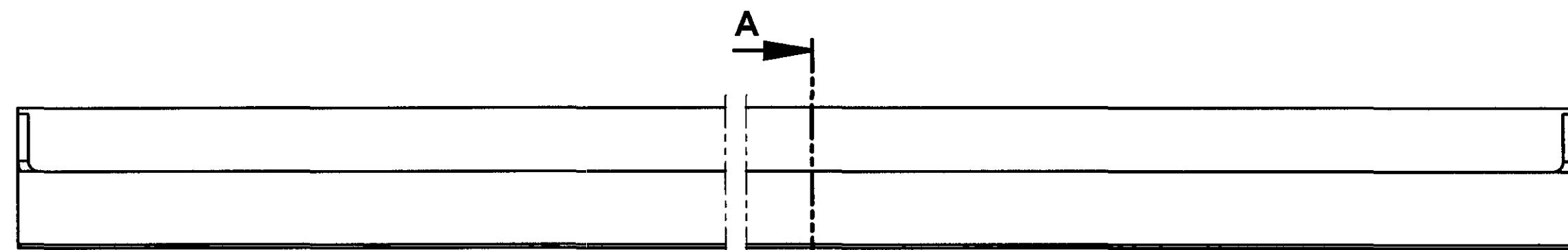
REF.DRG.NO.-

	17-05-2024	
DATE OF LATEST ALT.	DATE OF FIRST ISSUE	AME/SME

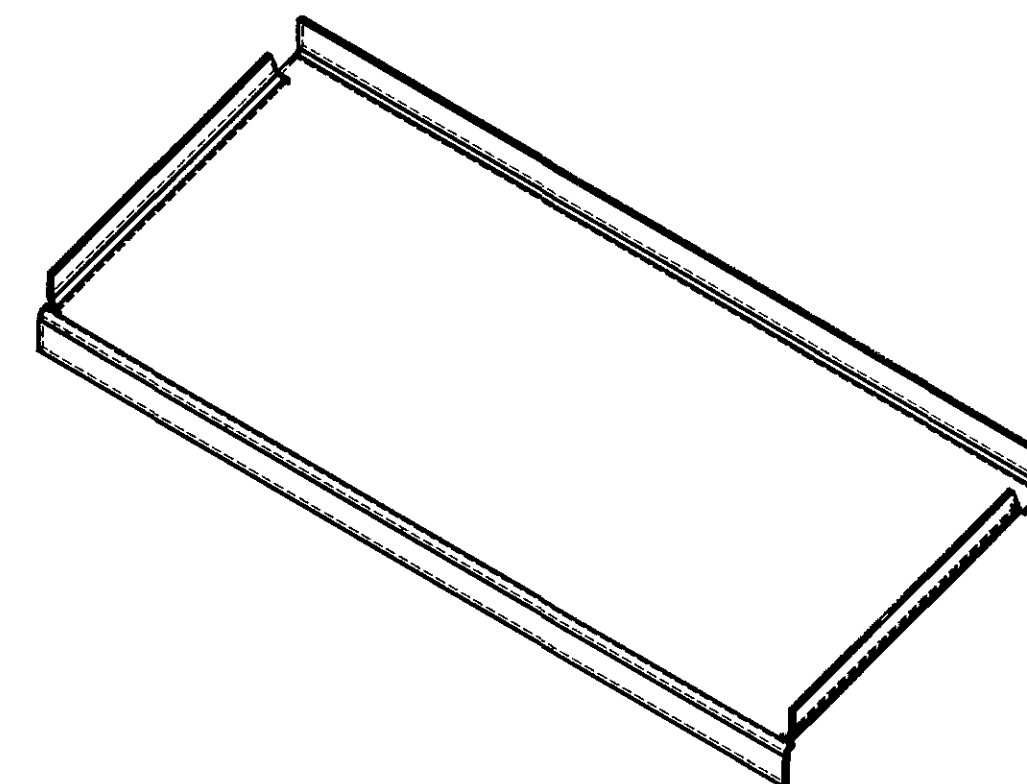
AAD15845

▽ ROUGH MACHINED	① ROUGH CLEANED
▽▽ FINISH MACHINED	①b BURRS REMOVED
▽▽▽ FINE FINISH MACHINED	①8 CHAMFERED

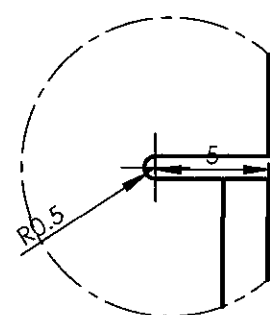
REVISIONS			
ALT.	ZONE	DESCRIPTION	APPROVED & DATE



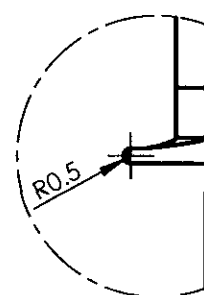
SECTION A-A
SCALE 1 : 1



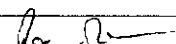

ISOMETRIC VIEW



DETAIL B
SCALE 3 : 1



DETAIL K
SCALE 2 : 1

1	CLOSING ANGLE	3x156x370	1		RDSO/SPEC C-K201 X2CrNi12	0.912	
QTY	DESCRIPTION	DIMENSIONS	ITEM NO.	REF. DRGS	MATLSPEC.	WT/UNIT IN KGS	REMARKS
GROUP: 1-5 End Construction		SURFACE AREA IN Sq.m.: 0.116			WT/ASSY IN Kgs:		
CLOSING ANGLE					SCALE 1:2	SSE/D	
						CHD	
					ALT	ALTD	
						DRN	3D: MAHESH 2D: KUNILTHAKUR
INDIAN RAILWAY STANDARDS				SHEET 1 OF 1			
INTEGRAL COACH FACTORY, CHENNAI - 600038					AAD15845		A2

ALL DIMENSIONS ARE IN mm UNLESS OTHERWISE SPECIFIED. FOR UNTOLERANCED DIMENSIONS AND ROUGHNESS VALUES, REFER DRAWING NO. ICF/STD-9-0-001.
ANY MANUAL ALTERATION SHALL AUTOMATICALLY RENDER THIS DRAWING INVALID. WELDING SYMBOLS ARE AS PER EN ISO 2553. WEIGHT GIVEN IN DRAWING IS FOR INDICATIVE PURPOSE ONLY


REF.DRG.NO.-

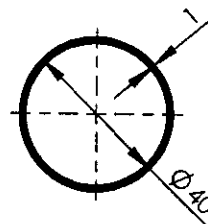
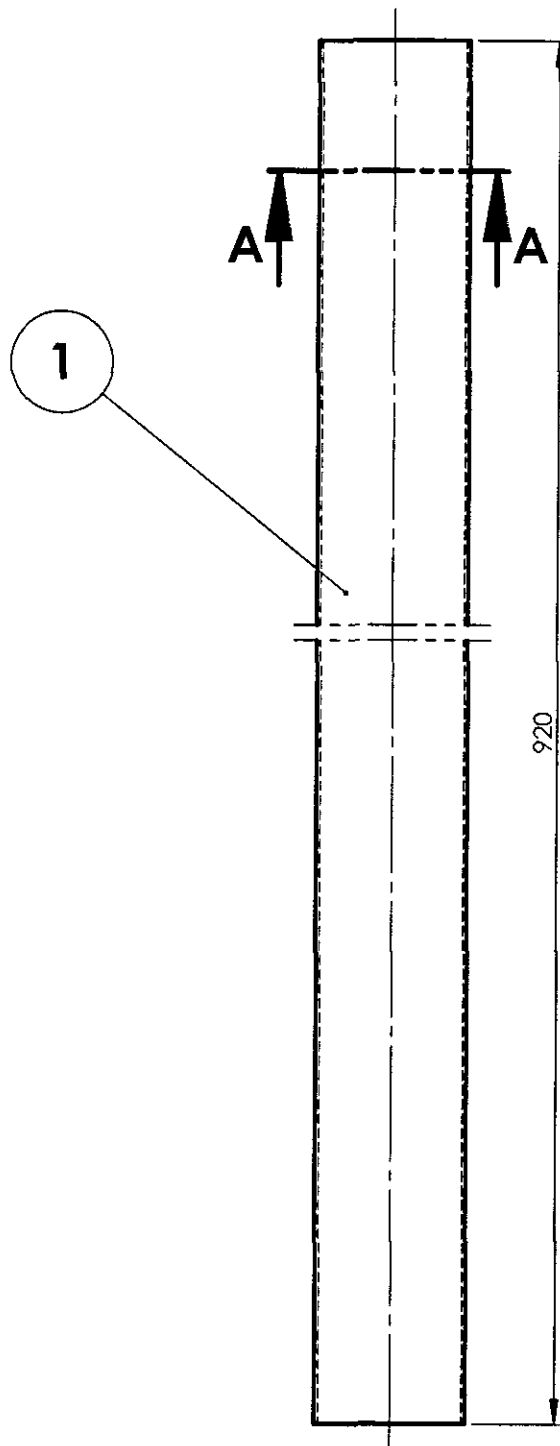
	17-05-2024	
DATE OF LATEST ALT.	DATE OF FIRST ISSUE	A.M.E./S.M.E.

1		2		3		4		5		6		7		8	
AAD15848				▽ ROUGH MACHINED		① ROUGH CLEANED		REVISIONS							
				▽▽ FINISH MACHINED		①b BURRS REMOVED		ALT.		ZONE		DESCRIPTION		APPROVED & DATE	
				▽▽▽ FINE FINISH MACHINED		①8 CHAMFERED		a				CUT AWAY DIMENSION CHANGED FROM 220mm TO 201mm.		[Signature]	
<div><div><div><div><div><div>1</div><div>52.5</div><div>201</div><div>80</div><div>210</div></div><div><div><div><div><div></div><div></div><div></div><div></div></div><div></div></div></div></div><div><div>694</div><div>20°</div></div></div><div><div>ISOMETRIC VIEW</div></div></div><div><div><div><div><div>122</div><div>344</div><div>15</div><div>R2</div><div>R2</div><div>R2</div></div><div><div><div><div></div><div></div><div></div><div></div></div><div></div></div></div></div><div><div>15</div><div>122</div></div></div></div></div><div><div><div><div>07-11-2024</div><div>17-05-2024</div><div>[Signature]</div></div><div><div>DATE OF LATEST ALT.</div><div>DATE OF FIRST ISSUE</div><div>AME/SME</div></div></div><div><div>INDIAN RAILWAY STANDARDS</div><div>INTEGRAL COACH FACTORY, CHENNAI - 600038</div></div><div><div>SHEET 1 OF 1</div><div>AAD15848</div><div>A3</div></div></div></div> <div><div>ALL DIMENSIONS ARE IN mm UNLESS OTHERWISE SPECIFIED. FOR UNTOLERANCED DIMENSIONS AND ROUGHNESS VALUES, REFER DRAWING NO ICF/STD-9-Q-001. ANY MANUAL ALTERATION SHALL AUTOMATICALLY RENDER THIS DRAWING INVALID. WELDING SYMBOLS ARE AS PER EN ISO 2553. WEIGHT GIVEN IN DRAWING IS FOR INDICATIVE PURPOSE ONLY</div></div>															

AAD15858

▽ ROUGH MACHINED	① ROUGH CLEANED
▽▽ FINISH MACHINED	①b BURRS REMOVED
▽▽▽ FINE FINISH MACHINED	①c CHAMFERED


REVISIONS				APPROVED & DATE
ALT.	ZONE	DESCRIPTION		
a		DESIGN REVISED.		


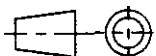


SECTION A-A
SCALE 1 : 2

ALL DIMENSIONS ARE IN mm UNLESS OTHERWISE SPECIFIED. FOR UNTOLERANCED DIMENSIONS AND ROUGHNESS VALUES, REFER DRAWING NO ICF/STD-9-0-001.
ANY MANUAL ALTERATION SHALL AUTOMATICALLY RENDER THIS DRAWING INVALID. WELDING SYMBOLS ARE AS PER EN ISO 2553.
WEIGHT GIVEN IN DRAWING IS FOR INDICATIVE PURPOSE ONLY


REF.DRG.NO.-

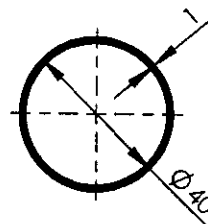
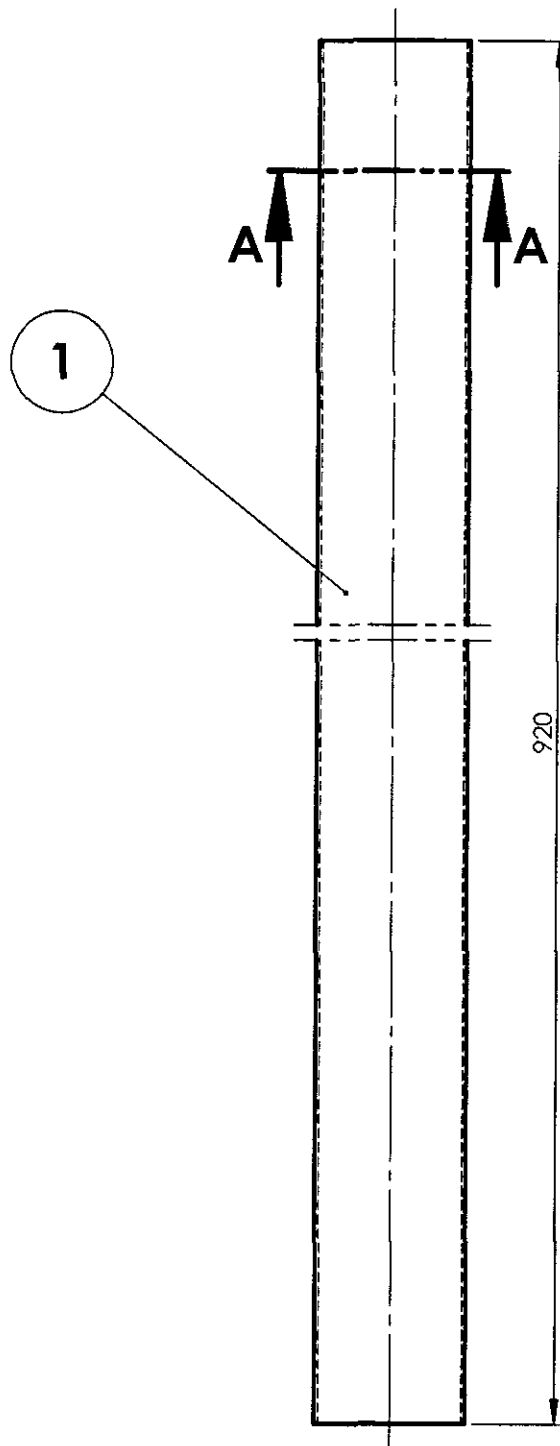
2811-24	17-05-2024	
DATE OF LATEST ALT.	DATE OF FIRST ISSUE	AME/SME

1	CONDUIT	1mm THICK xØ40x920	1		IS:17876 X04Cr19Ni9	0.89	
QTY	DESCRIPTION	DIMENSIONS	ITEM NO.	REF. DRGS	MATL.SPEC.	WT/UNIT IN KGS	REMARKS
GROUP: 1-5 End Construction		SURFACE AREA IN Sq.m.:			WT/ASSY IN Kgs:		
CONDUIT					SCALE	SSE/D	
					1:10	CHD	
					ALT.	ALTD	MAHESH
					2	DRN	3D: MAHESH 2D: KUNTI THAKUR
INDIAN RAILWAY STANDARDS INTEGRAL COACH FACTORY CHENNAI - 600038				SHEET 1 OF 1			
					AAD15858		A3

AAD15858

▽ ROUGH MACHINED	① ROUGH CLEANED
▽▽ FINISH MACHINED	①b BURRS REMOVED
▽▽▽ FINE FINISH MACHINED	①c CHAMFERED


REVISIONS				APPROVED & DATE
ALT.	ZONE	DESCRIPTION		
a		DESIGN REVISED.		


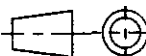


SECTION A-A
SCALE 1 : 2

ALL DIMENSIONS ARE IN mm UNLESS OTHERWISE SPECIFIED. FOR UNTOLERANCED DIMENSIONS AND ROUGHNESS VALUES, REFER DRAWING NO ICF/STD-9-0-001.
ANY MANUAL ALTERATION SHALL AUTOMATICALLY RENDER THIS DRAWING INVALID. WELDING SYMBOLS ARE AS PER EN ISO 2553.
WEIGHT GIVEN IN DRAWING IS FOR INDICATIVE PURPOSE ONLY

REF.DRG.NO.-


2811-24	17-05-2024	
DATE OF LATEST ALT.	DATE OF FIRST ISSUE	AME/SME

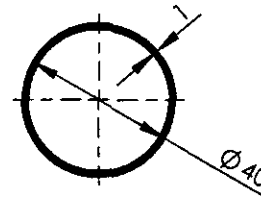
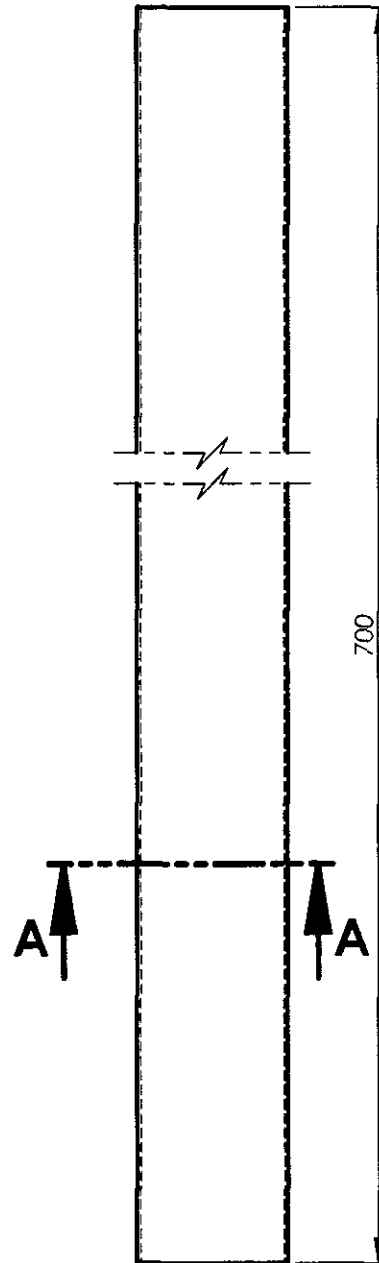
1	CONDUIT	1mm THICK xØ40x920	1		IS:17876 X04Cr19Ni9	0.89	
QTY	DESCRIPTION	DIMENSIONS	ITEM NO.	REF. DRGS	MATL.SPEC.	WT/UNIT IN KGS	REMARKS
GROUP: 1-5 End Construction		SURFACE AREA IN Sq.m.:			WT/ASSY IN Kgs:		
CONDUIT					SCALE	SSE/D	
					1:10	CHD	
					ALT.	ALTD	MAHESH
					2	DRN	3D: MAHESH 2D: KUNTI THAKUR
INDIAN RAILWAY STANDARDS INTEGRAL COACH FACTORY CHENNAI - 600038							
					SHEET 1 OF 1		AAD15858

1		2		3		4		5		6		7		8																	
AAD15859				▽ ROUGH MACHINED		① ROUGH CLEANED		REVISIONS																							
				▽▽ FINISH MACHINED		①b BURRS REMOVED		ALT.		ZONE		DESCRIPTION		APPROVED & DATE																	
				▽▽▽ FINE FINISH MACHINED		①c CHAMFERED		a				DESIGN REVISED.																			
<div><div>ALL DIMENSIONS ARE IN mm UNLESS OTHERWISE SPECIFIED. FOR UNTOLERANCED DIMENSIONS AND ROUGHNESS VALUES, REFER DRAWING NO ICF/STD-9-0-001. ANY MANUAL ALTERATION SHALL AUTOMATICALLY RENDER THIS DRAWING INVALID. WELDING SYMBOLS ARE AS PER EN ISO 2553. WEIGHT GIVEN IN DRAWING IS FOR INDICATIVE PURPOSE ONLY</div><div></div><div></div><div>SECTION A-A SCALE 1 : 2</div></div>																															
1		CONDUIT		1mm THICK xØ40x700		1				IS:17876 X04Cr19Ni9		0.48																			
QTY		DESCRIPTION		DIMENSIONS		ITEM NO.		REF. DRGS		MATL.SPEC.		WT/UNIT IN KGS		REMARKS																	
GROUP: 1-5 End Construction						SURFACE AREA IN Sq.m.:						WT/ASSY IN Kgs:																			
CONDUIT										SCALE 1:2		SSE/D CHD		B. S. L.																	
										ALT. a		ALTD		MAHESH																	
												DRN		3D: MAHESH 2D: KUNTI THAKUR																	
INDIAN RAILWAY STANDARDS										SHEET 1 OF 1		A3																			
INTEGRAL COACH FACTORY, CHENNAI - 600038												AAD15859																			
20-11-2024		17-05-2024																													
DATE OF LATEST ALT.		DATE OF FIRST ISSUE		AME/SME																											

AAD15859

▽ ROUGH MACHINED	① ROUGH CLEANED
▽▽ FINISH MACHINED	①b BURRS REMOVED
▽▽▽ FINE FINISH MACHINED	①c CHAMFERED


REVISIONS			
ALT.	ZONE	DESCRIPTION	APPROVED & DATE
a		DESIGN REVISED.	



SECTION A-A
SCALE 1 : 2

ALL DIMENSIONS ARE IN mm UNLESS OTHERWISE SPECIFIED. FOR UNTOLERANCED DIMENSIONS AND ROUGHNESS VALUES, REFER DRAWING NO ICF/STD-9-0-001.
ANY MANUAL ALTERATION SHALL AUTOMATICALLY RENDER THIS DRAWING INVALID. WELDING SYMBOLS ARE AS PER EN ISO 2553.
WEIGHT GIVEN IN DRAWING IS FOR INDICATIVE PURPOSE ONLY

REF.DRG.NO.-

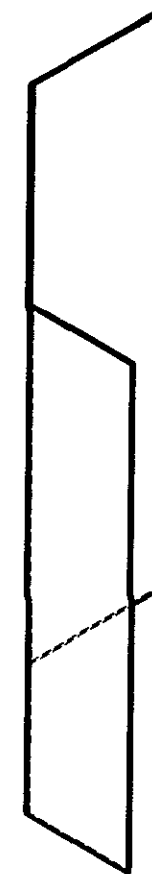
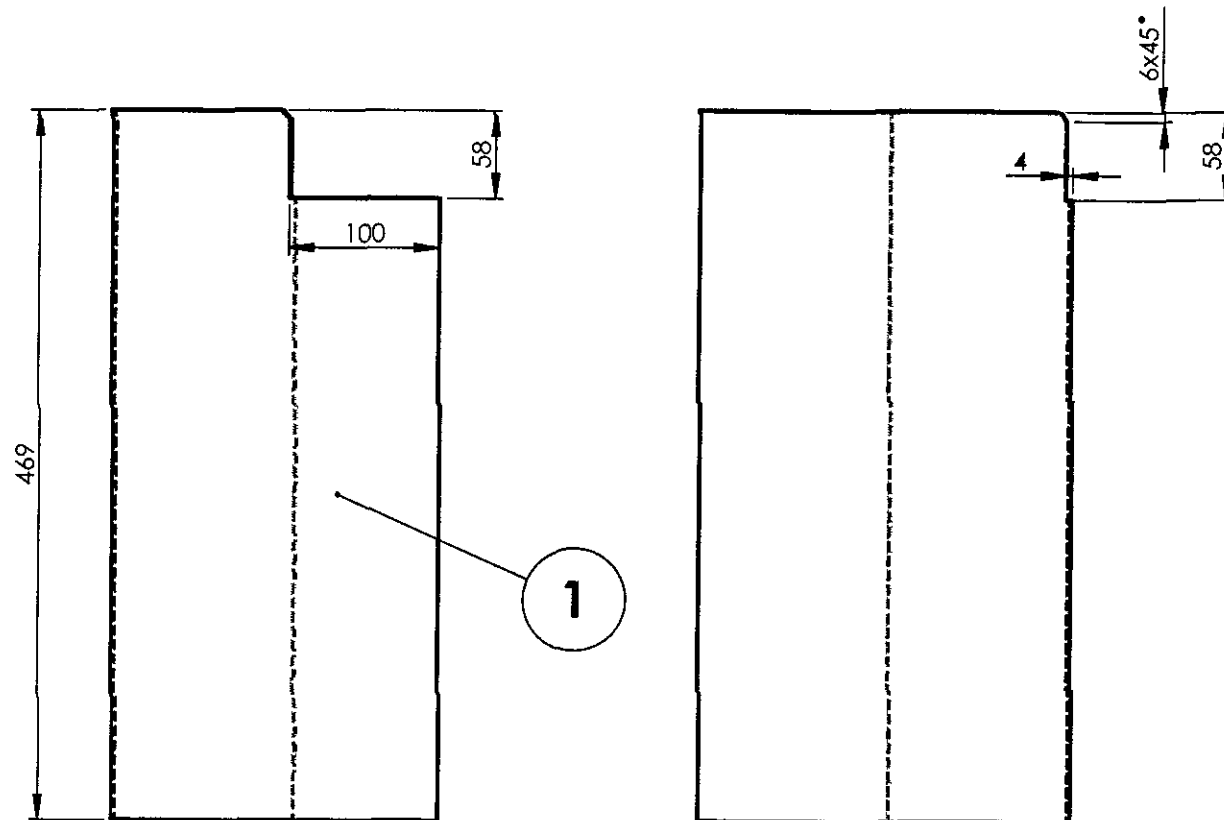
20-11-2024	17-05-2024	
DATE OF LATEST ALT.	DATE OF FIRST ISSUE	AME/SME

1	CONDUIT	1mm THICK xØ40x700	1		IS:17876 X04Cr19Ni9	0.68	
QTY	DESCRIPTION	DIMENSIONS	ITEM NO.	REF. DRGS	MATL.SPEC.	WT/UNIT IN KGS	REMARKS
GROUP: 1-5 End Construction		SURFACE AREA IN Sq.m.:			WT/ASSY IN Kgs:		
CONDUIT					SCALE	SSE/D	B. S. L
					1:2	CHD	
					ALT.	ALTD	MAHESH
					a	DRN	3D: MAHESH 2D: KUNTI THAKUR
INDIAN RAILWAY STANDARDS INTEGRAL COACH FACTORY, CHENNAI - 600038				SHEET 1 OF 1			
					AAD15859		A3

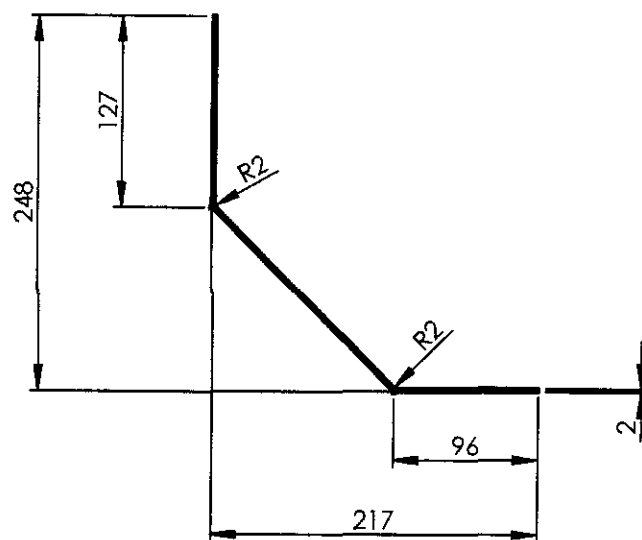
AAD15876

▽ ROUGH MACHINED	① ROUGH CLEANED
▽▽ FINISH MACHINED	①b BURRS REMOVED
▽▽▽ FINE FINISH MACHINED	①8 CHAMFERED

REVISIONS			
ALT.	ZONE	DESCRIPTION	APPROVED & DATE



ISOMETRIC VIEW



1	ELEC COUPLER COVER	2 x 394 x 469	1		RDSO SPEC C-K201 X2 Cr Ni 12	2.85	
QTY	DESCRIPTION	DIMENSIONS	ITEM NO.	REF. DRGS	MATL.SPEC.	WT/UNIT IN KGS	REMARKS
GROUP: 1-5 End Construction				SURFACE AREA IN Sq.m.:		WT/ASSY IN Kgs:	
ELEC COUPLER COVER					SCALE 1:5	SSE/D CHD	
					ALT.	ALTD	
						DRN	MAHESH
INDIAN RAILWAY STANDARDS				SHEET 1 OF 1		A3	
INTEGRAL COACH FACTORY, CHENNAI - 600038						AAD15876	

	17-05-2024	
DATE OF LATEST ALT.	DATE OF FIRST ISSUE	AME/SME

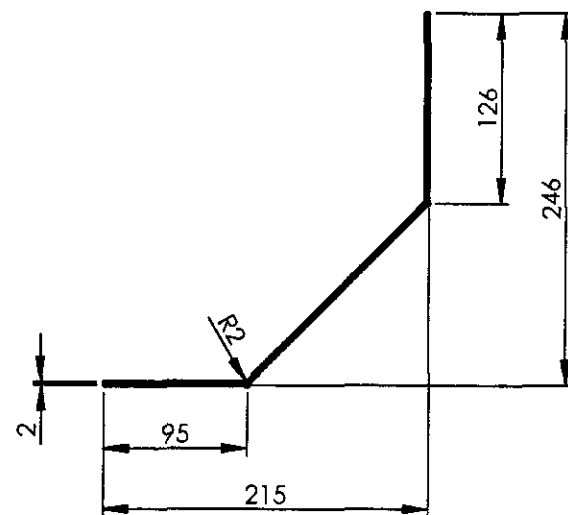
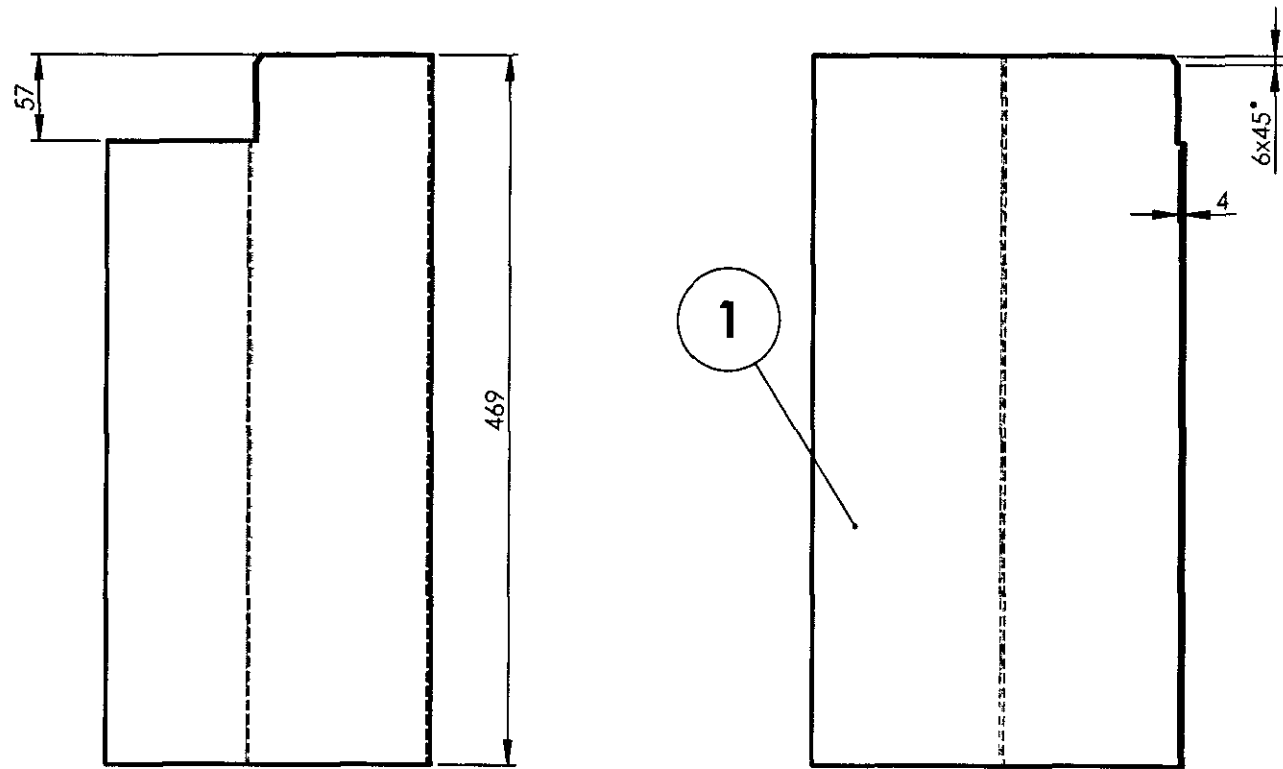
ALL DIMENSIONS ARE IN mm UNLESS OTHERWISE SPECIFIED. FOR UNTOLERANCED DIMENSIONS AND ROUGHNESS VALUES, REFER DRAWING NO ICF/STD-9-0-001.
ANY MANUAL ALTERATION SHALL AUTOMATICALLY RENDER THIS DRAWING INVALID. WELDING SYMBOLS ARE AS PER EN ISO 2553.
WEIGHT GIVEN IN DRAWING IS FOR INDICATIVE PURPOSE ONLY

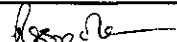
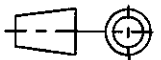
REF.DRG.NO.

AAD15877

▽ ROUGH MACHINED	① ROUGH CLEANED
▽▽ FINISH MACHINED	①b BURRS REMOVED
▽▽▽ FINE FINISH MACHINED	①s CHAMFERED

REVISIONS			
ALT.	ZONE	DESCRIPTION	APPROVED & DATE



1	ELEC COUPLER COVER	2 x 392 x 469	1		RDSO SPEC C- K201 X2 Cr Ni 12	2.83	
QTY	DESCRIPTION	DIMENSIONS	ITEM NO.	REF. DRGS	MATL.SPEC.	WT/UNIT IN KGS	REMARKS
GROUP: 1-5 End Construction		SURFACE AREA IN Sq.m.:			WT/ASSY IN Kgs:		
ELEC COUPLER COVER					SCALE	SSE/D	
					1:5	CHD	
					ALT.	ALTD	
						DRN	MAHESH
INDIAN RAILWAY STANDARDS INTEGRAL COACH FACTORY, CHENNAI - 600038				SHEET 1 OF 1			
					AAD15877		A3

	17-05-2024	
DATE OF LATEST ALT.	DATE OF FIRST ISSUE	AME/SME

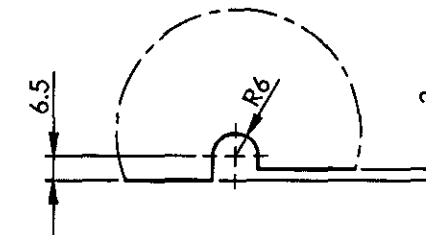
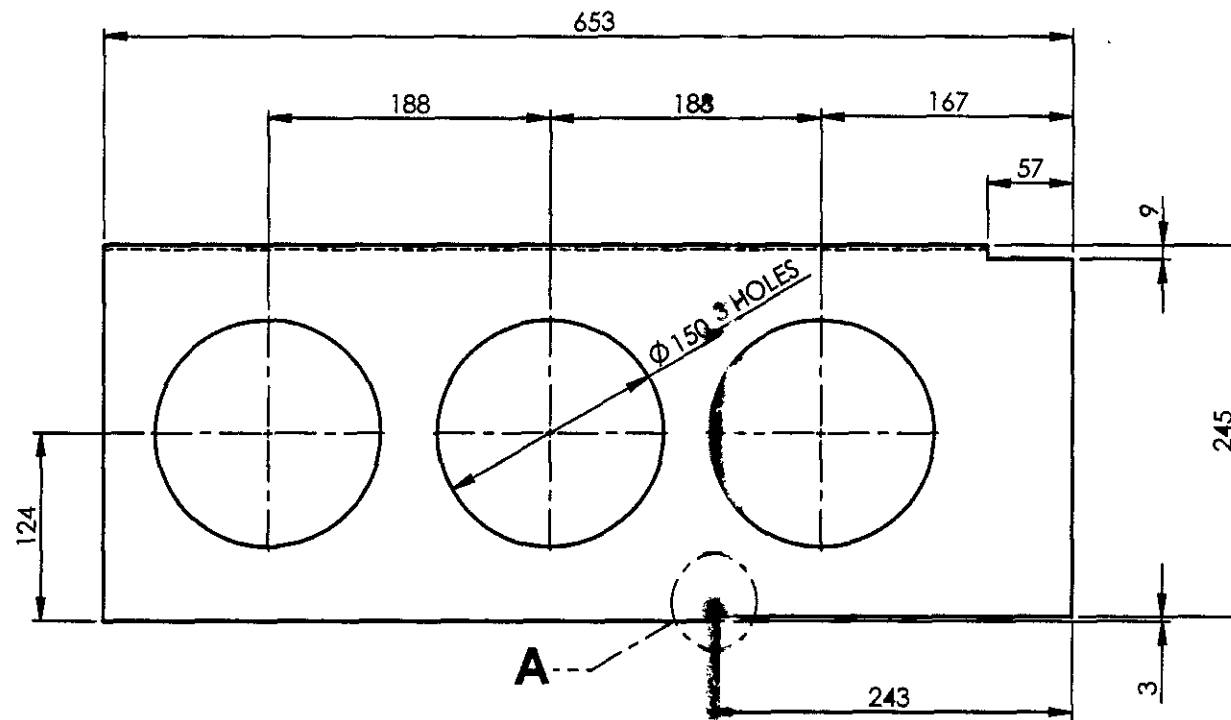
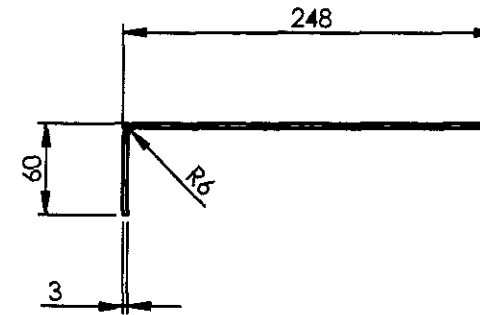
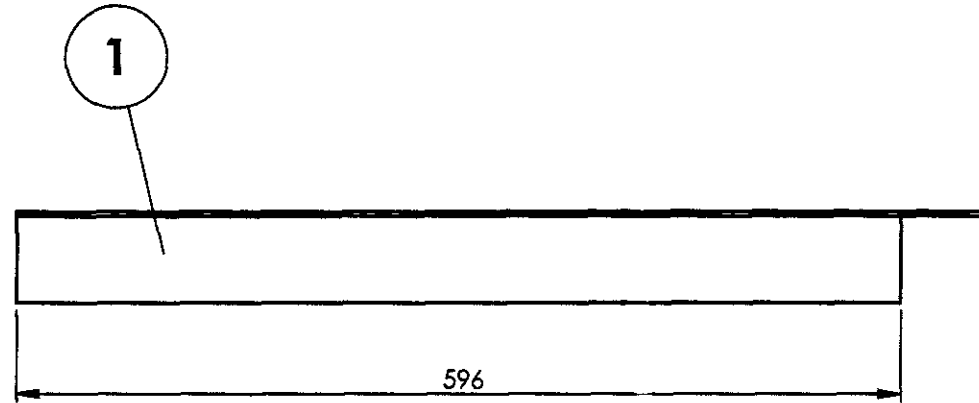
REF.DRG.NO.-

ALL DIMENSIONS ARE IN mm UNLESS OTHERWISE SPECIFIED. FOR UNTOLERANCED DIMENSIONS AND ROUGHNESS VALUES, REFER DRAWING NO ICF/STD-9-0-001. ANY MANUAL ALTERATION SHALL AUTOMATICALLY RENDER THIS DRAWING INVALID. WELDING SYMBOLS ARE AS PER EN ISO 2553. WEIGHT GIVEN IN DRAWING IS FOR INDICATIVE PURPOSE ONLY

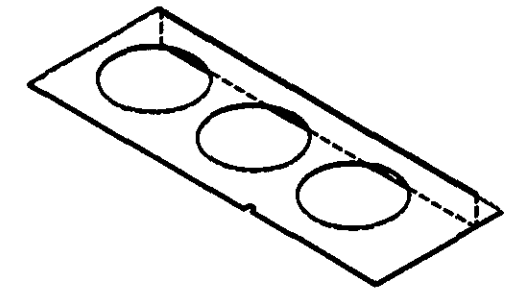
AAD15905

▽ ROUGH MACHINED	① ROUGH CLEANED
▽▽ FINISH MACHINED	①b BURRS REMOVED
▽▽▽ FINE FINISH MACHINED	①8 CHAMFERED

REVISIONS			
ALT.	ZONE	DESCRIPTION	APPROVED & DATE



DETAIL A
SCALE 1 : 2



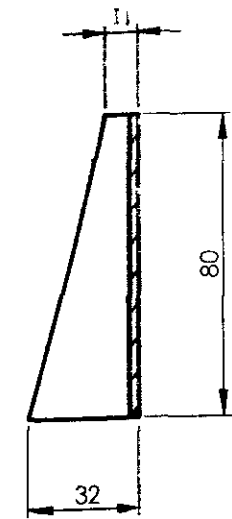
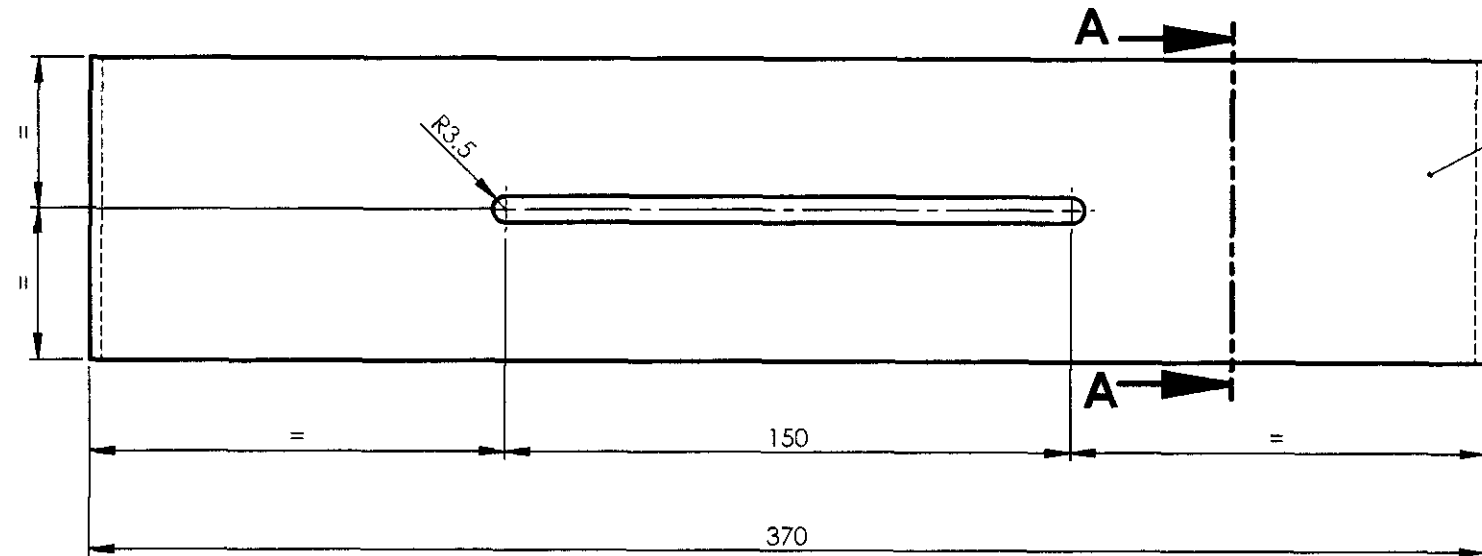
1	FLANGE	3 x 303 x 453	1		RDSO/SPEC C-K201 X2CrNi12	3.356	
QTY	DESCRIPTION	DIMENSIONS	ITEM NO.	REF. DRGS	MATL.SPEC.	WT/UNIT IN KGS	REMARKS
GROUP: 1-5 End Construction				SURFACE AREA IN Sq.m.:		WT/ASSY IN Kgs:	
FLANGE					SCALE	SSE/D	
					1:5	CHD	B SURESH
					ALT.	ALTD	
						DRN	MAHESH
INDIAN RAILWAY STANDARDS INTEGRAL COACH FACTORY, CHENNAI - 600038				SHEET 1 OF 1			
REF.DRG.NO.				DATE OF LAST ALT.		DATE OF FIRST ISSUE	AME/SME
				30-07-2024			

ALL DIMENSIONS ARE IN mm UNLESS OTHERWISE SPECIFIED. FOR UNTOLERANCED DIMENSIONS AND ROUGHNESS VALUES, REFER DRAWING NO ICF/STD-9-0-001.
ANY MANUAL ALTERATION SHALL AUTOMATICALLY RENDER THIS DRAWING INVALID. WELDING SYMBOLS ARE AS PER EN ISO 2553.
WEIGHT GIVEN IN DRAWING IS FOR INDICATIVE PURPOSE ONLY

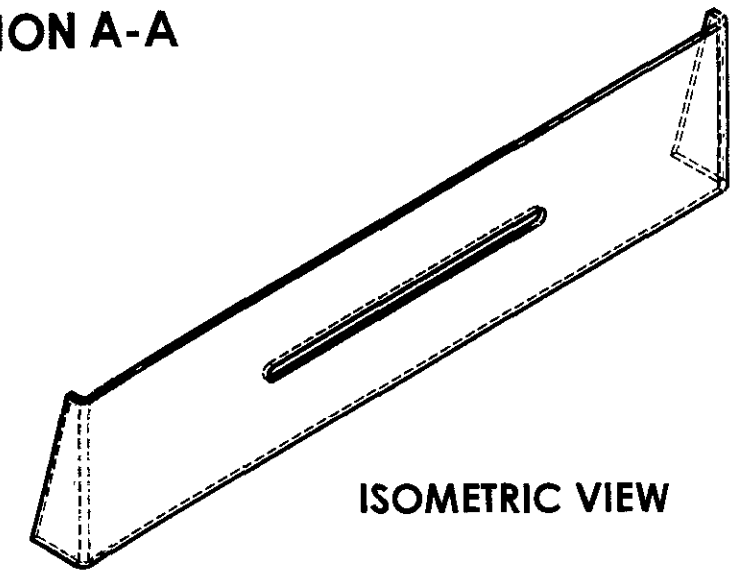
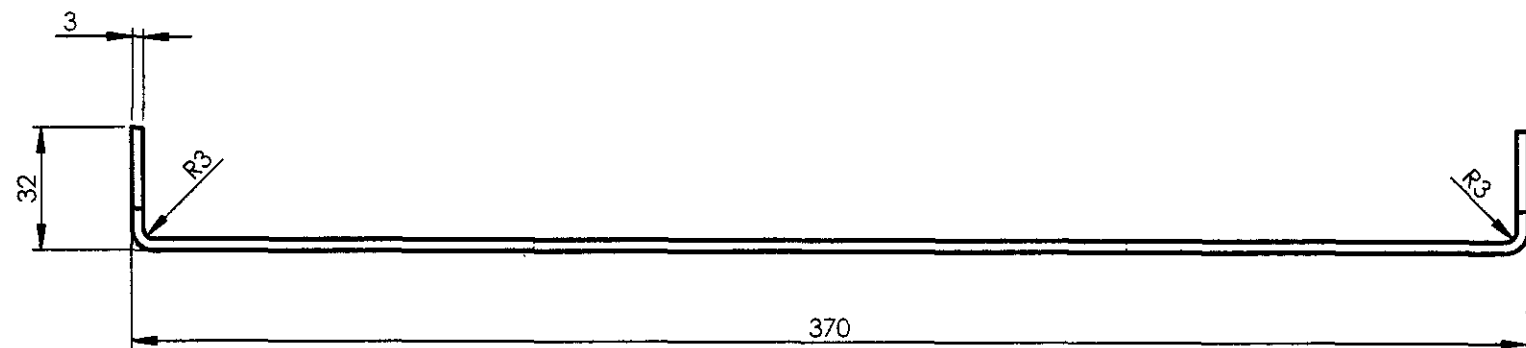
AAD15978

▽ ROUGH MACHINED	① ROUGH CLEANED
▽▽ FINISH MACHINED	①b BURRS REMOVED
▽▽▽ FINE FINISH MACHINED	①s CHAMFERED

REVISIONS			
ALT.	ZONE	DESCRIPTION	APPROVED & DATE

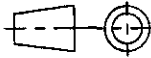


SECTION A-A



ISOMETRIC VIEW


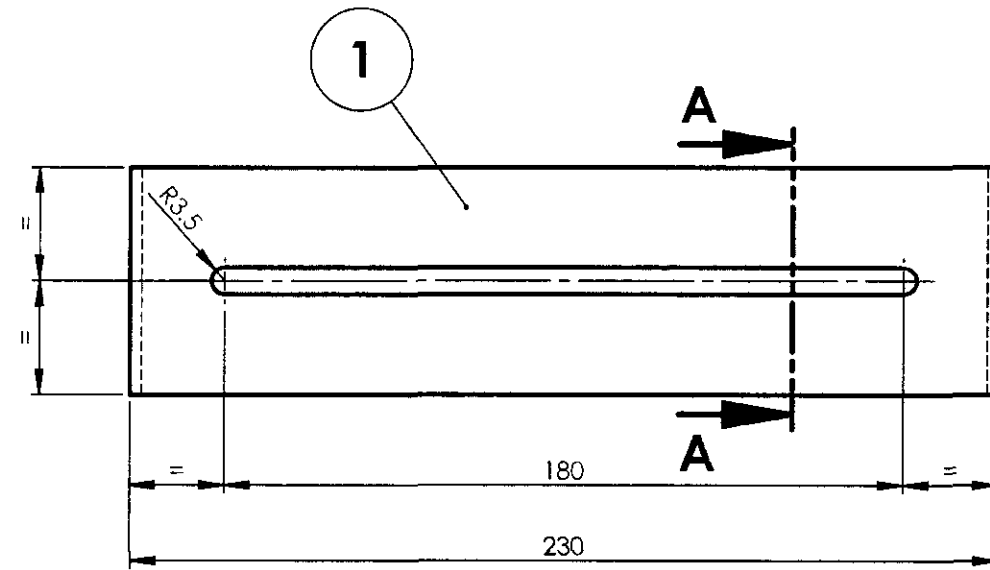
ALL DIMENSIONS ARE IN mm UNLESS OTHERWISE SPECIFIED. FOR UNTOLERANCED DIMENSIONS AND ROUGHNESS VALUES, REFER DRAWING NO ICF/STD-9-0-001. ANY MANUAL ALTERATION SHALL AUTOMATICALLY RENDER THIS DRAWING INVALID. WELDING SYMBOLS ARE AS PER EN ISO 2553. WEIGHT GIVEN IN DRAWING IS FOR INDICATIVE PURPOSE ONLY

1	SUPPORTING BRACKET	3x80x423	1		RDSO SPEC C-K201 X2 Cr Ni 12	0.75	
QTY	DESCRIPTION	DIMENSIONS	ITEM NO.	REF. DRGS	MATL.SPEC.	WT/UNIT IN KGS	REMARKS
GROUP: 1-5 End Construction		SURFACE AREA IN Sq.m.:			WT/ASSY IN Kgs:		
SUPPORTING BRACKET					SCALE	SSE/D	B. Suresh
					1:2	CHD	
					ALT.	ALTD	
						DRN	B Suresh
INDIAN RAILWAY STANDARDS							
INTEGRAL COACH FACTORY, CHENNAI - 600038				SHEET 1 OF 1		AAD15978	A3

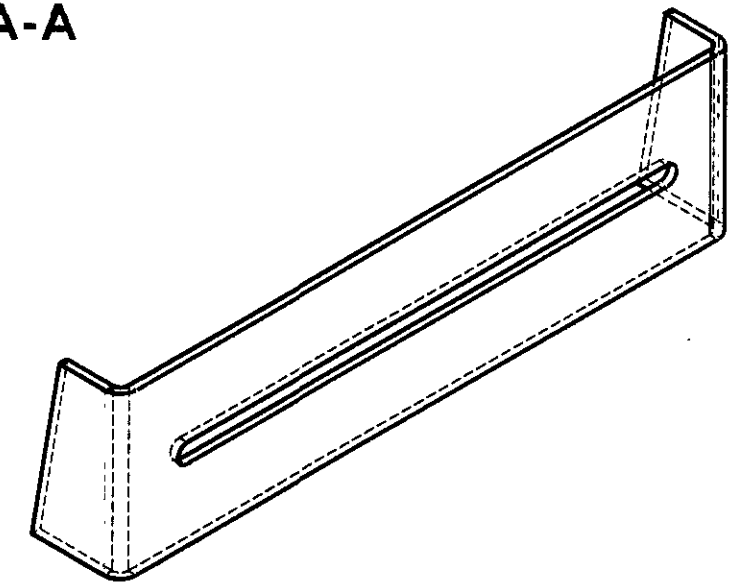
AAD15985

▽ ROUGH MACHINED	① ROUGH CLEANED
▽▽ FINISH MACHINED	①b BURRS REMOVED
▽▽▽ FINE FINISH MACHINED	①8 CHAMFERED

REVISIONS			
ALT.	ZONE	DESCRIPTION	APPROVED & DATE



SECTION A-A



ISOMETRIC VIEW

1	SUPPORTING BRACKET	3x60x287	1		RDSO SPEC C- K201 X2 Cr Ni 12	0.37	
QTY	DESCRIPTION	DIMENSIONS	ITEM NO.	REF. DRGS	MATL.SPEC.	WT/UNIT IN KGS	REMARKS
GROUP: 1-5 End Construction				SURFACE AREA IN Sq.m.:		WT/ASSY IN Kgs:	
SUPPORTING BRACKET					SCALE 1:2	SSE/D CHD	B. Suresh
					ALT.	ALTD DRN	Mahesh
INDIAN RAILWAY STANDARDS				SHEET 1 OF 1		A3	
INTEGRAL COACH FACTORY, CHENNAI - 600038						AAD15985	


-	09-04-25	Sh
DATE OF LATEST ALT	DATE OF FIRST ISSUE	AME/SME

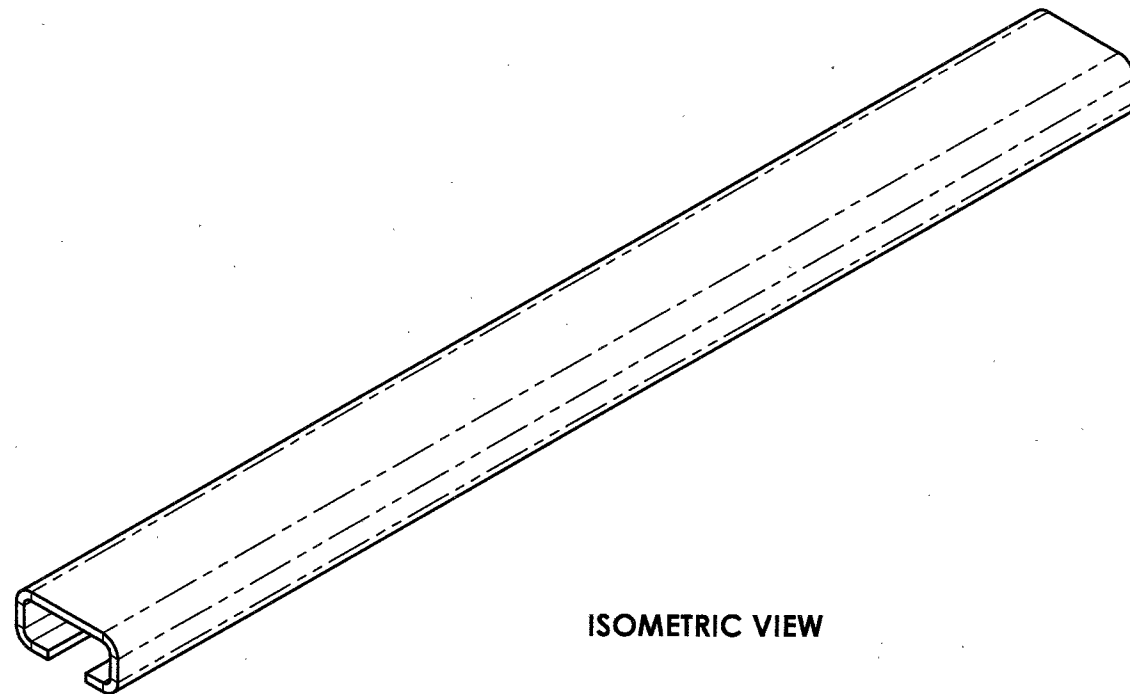
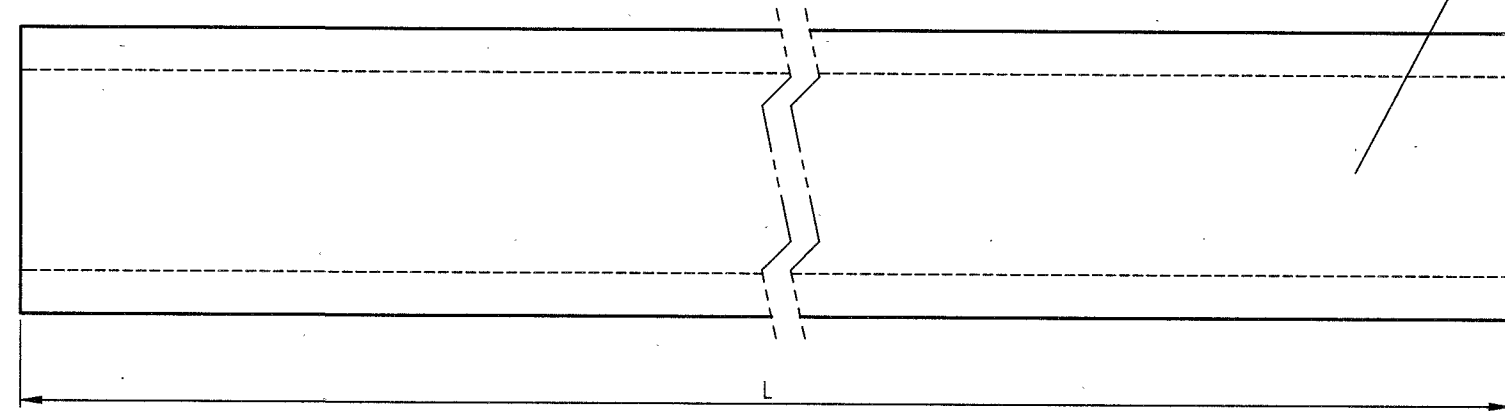
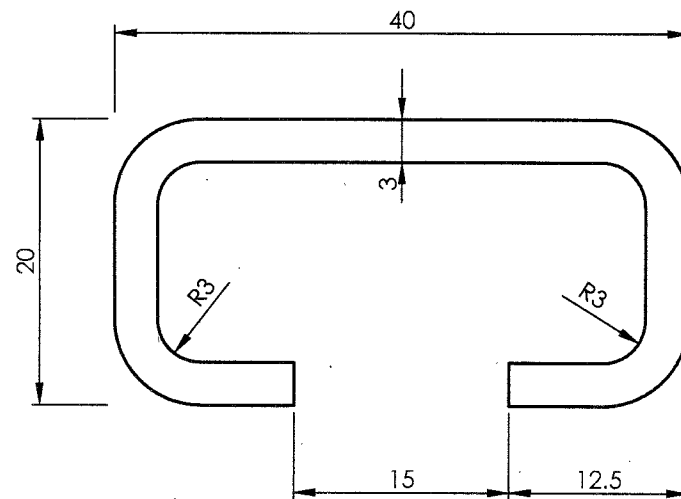
REF.DRG.NO.-

ALL DIMENSIONS ARE IN mm UNLESS OTHERWISE SPECIFIED. FOR UNTOLERANCED DIMENSIONS AND ROUGHNESS VALUES, REFER DRAWING NO ICF/STD-9-0-001
ANY MANUAL ALTERATION SHALL AUTOMATICALLY RENDER THIS DRAWING INVALID. WELDING SYMBOLS ARE AS PER EN ISO 2553.
WEIGHT GIVEN IN DRAWING IS FOR INDICATIVE PURPOSE ONLY

AAE11737

▽ ROUGH MACHINED	① ROUGH CLEANED
▽ FINISH MACHINED	①⑤ BURRS REMOVED
▽ FINE FINISH MACHINED	①⑧ CHAMFERED

REVISIONS			
ALT.	ZONE	DESCRIPTION	APPROVED & DATE
a	-	R.M. SIZE AND MATERIAL SPEC. REVISED.	



ISOMETRIC VIEW

1	MOUNTING RAIL	3x81xL	1		AISI-304	0.31	
QTY.	DESCRIPTION	DIMENSIONS	ITEM NO.	REF. DRGS	MATL.SPEC.	WT/UNIT IN KGS	REMARKS
GROUP: 1-1			SURFACE AREA IN Sq.m.:		WT/ASSY IN Kgs:		
MOUNTING RAIL					SCALE	SSE/D	
					1:5	CHD	
					ALT. a	ALTD	SURESH KUMAR.S
						DRN	B.Suresh
					INDIAN RAILWAY STANDARDS INTEGRAL COACH FACTORY, CHENNAI - 600038		
SHEET 1 OF 1							
AAE11737							

ALL DIMENSIONS ARE IN mm UNLESS OTHERWISE SPECIFIED. FOR UNTOLERANCED DIMENSIONS AND ROUGHNESS VALUES, REFER DRAWING NO ICF/STD-9-0-001.
ANY MANUAL ALTERATION SHALL AUTOMATICALLY RENDER THIS DRAWING INVALID. WELDING SYMBOLS ARE AS PER IS: 813-1986.
WEIGHT GIVEN IN DRAWING IS FOR INDICATIVE PURPOSE ONLY

REF.DRG.NO.

-05-2018

16-03-2018

DATE OF LATEST ALT.

DATE OF FIRST ISSUE

AME/SME

AAE15017

▽ ROUGH MACHINED
▽▽ FINISH MACHINED
▽▽▽ FINE FINISH MACH'NED

① ROUGH CLEANED
② BURRS REMOVED
⑧ CHAMFERED

REVISIONS

ALT.	ZONE	DESCRIPTION	APPROVED & DATE
------	------	-------------	-----------------

1

673

12

84

10

51

5

5

5

5

10

88

180

124

260

249

70

55

10 x 45°

60

60

245

8

60

3

248

673

1

1

3 x 303 x 673

1

RDSO/SPEC C-K201 X2CrNi12

3.565

WT/UNIT IN KGS

REMARKS

GROUP: 1-5 End Construction

SURFACE AREA IN Sq.m.: 0.308

PILLAR

INDIAN RAILWAY STANDARDS

INTEGRAL COACH FACTORY, CHENNAI - 600038

SHEET 1 OF 1

AAE15017

A3

DATE OF LATEST ALT.

DATE OF FIRST ISSUE

AME/SME

SCALE 1:5

ALT.

DRN

H. Irshath Ahamed

L. Panduranga Rao

WT/ASSY IN Kgs:

CHD

ALTD

CHD

ALTD

DRN

H. Irshath Ahamed

L. Panduranga Rao

WT/UNIT IN KGS

REMARKS

GROUP: 1-5 End Construction

SURFACE AREA IN Sq.m.: 0.308

PILLAR

INDIAN RAILWAY STANDARDS

INTEGRAL COACH FACTORY, CHENNAI - 600038

SHEET 1 OF 1

AAE15017

A3

DATE OF LATEST ALT.

DATE OF FIRST ISSUE

AME/SME

SCALE 1:5

ALT.

DRN

H. Irshath Ahamed

L. Panduranga Rao

WT/ASSY IN Kgs:

CHD

ALTD

CHD

ALTD

DRN

H. Irshath Ahamed

L. Panduranga Rao

WT/UNIT IN KGS

REMARKS

GROUP: 1-5 End Construction

SURFACE AREA IN Sq.m.: 0.308

PILLAR

INDIAN RAILWAY STANDARDS

INTEGRAL COACH FACTORY, CHENNAI - 600038

SHEET 1 OF 1

AAE15017

A3

DATE OF LATEST ALT.

DATE OF FIRST ISSUE

AME/SME

SCALE 1:5

ALT.

DRN

H. Irshath Ahamed

L. Panduranga Rao

WT/ASSY IN Kgs:

CHD

ALTD

CHD

ALTD

DRN

H. Irshath Ahamed

L. Panduranga Rao

WT/UNIT IN KGS

REMARKS

GROUP: 1-5 End Construction

SURFACE AREA IN Sq.m.: 0.308

PILLAR

INDIAN RAILWAY STANDARDS

INTEGRAL COACH FACTORY, CHENNAI - 600038

SHEET 1 OF 1

AAE15017

A3

DATE OF LATEST ALT.

DATE OF FIRST ISSUE

AME/SME

SCALE 1:5

ALT.

DRN

H. Irshath Ahamed

L. Panduranga Rao

WT/ASSY IN Kgs:

CHD

ALTD

CHD

ALTD

DRN

H. Irshath Ahamed

L. Panduranga Rao

WT/UNIT IN KGS

REMARKS

GROUP: 1-5 End Construction

SURFACE AREA IN Sq.m.: 0.308

PILLAR

INDIAN RAILWAY STANDARDS

INTEGRAL COACH FACTORY, CHENNAI - 600038

SHEET 1 OF 1

AAE15017

A3

DATE OF LATEST ALT.

DATE OF FIRST ISSUE

AME/SME

SCALE 1:5

ALT.

DRN

H. Irshath Ahamed

L. Panduranga Rao

WT/ASSY IN Kgs:

CHD

ALTD

CHD

ALTD

DRN

H. Irshath Ahamed

L. Panduranga Rao

WT/UNIT IN KGS

REMARKS

GROUP: 1-5 End Construction

SURFACE AREA IN Sq.m.: 0.308

PILLAR

INDIAN RAILWAY STANDARDS

INTEGRAL COACH FACTORY, CHENNAI - 600038

SHEET 1 OF 1

AAE15017

A3

DATE OF LATEST ALT.

DATE OF FIRST ISSUE

AME/SME

SCALE 1:5

ALT.

DRN

H. Irshath Ahamed

L. Panduranga Rao

WT/ASSY IN Kgs:

CHD

ALTD

CHD

ALTD

DRN

H. Irshath Ahamed

L. Panduranga Rao

WT/UNIT IN KGS

REMARKS

GROUP: 1-5 End Construction

SURFACE AREA IN Sq.m.: 0.308

PILLAR

INDIAN RAILWAY STANDARDS

INTEGRAL COACH FACTORY, CHENNAI - 600038

SHEET 1 OF 1

AAE15017

A3

DATE OF LATEST ALT.

DATE OF FIRST ISSUE

AME/SME

SCALE 1:5

ALT.

DRN

H. Irshath Ahamed

L. Panduranga Rao

WT/ASSY IN Kgs:

CHD

ALTD

CHD

ALTD

DRN

H. Irshath Ahamed

L. Panduranga Rao

WT/UNIT IN KGS

REMARKS

GROUP: 1-5 End Construction

SURFACE AREA IN Sq.m.: 0.308

PILLAR

INDIAN RAILWAY STANDARDS

INTEGRAL COACH FACTORY, CHENNAI - 600038

SHEET 1 OF 1

AAE15017

A3

DATE OF LATEST ALT.

DATE OF FIRST ISSUE

AME/SME

SCALE 1:5

ALT.

DRN

H. Irshath Ahamed

L. Panduranga Rao

WT/ASSY IN Kgs:

CHD

ALTD

CHD

ALTD

DRN

H. Irshath Ahamed

L. Panduranga Rao

WT/UNIT IN KGS

REMARKS

GROUP: 1-5 End Construction

SURFACE AREA IN Sq.m.: 0.308

PILLAR

INDIAN RAILWAY STANDARDS

INTEGRAL COACH FACTORY, CHENNAI - 600038

SHEET 1 OF 1

AAE15017

A3

DATE OF LATEST ALT.

DATE OF FIRST ISSUE

AME/SME

SCALE 1:5

ALT.

DRN

H. Irshath Ahamed

L. Panduranga Rao

WT/ASSY IN Kgs:

CHD

ALTD

CHD

ALTD

DRN

H. Irshath Ahamed

L. Panduranga Rao

WT/UNIT IN KGS

REMARKS

GROUP: 1-5 End Construction

SURFACE AREA IN Sq.m.: 0.308

PILLAR

INDIAN RAILWAY STANDARDS

INTEGRAL COACH FACTORY, CHENNAI - 600038

SHEET 1 OF 1

AAE15017

A3

DATE OF LATEST ALT.

DATE OF FIRST ISSUE

AME/SME

SCALE 1:5

ALT.

DRN

H. Irshath Ahamed

L. Panduranga Rao

WT/ASSY IN Kgs:

CHD

ALTD

CHD

ALTD

DRN

H. Irshath Ahamed

L. Panduranga Rao

WT/UNIT IN KGS

REMARKS

GROUP: 1-5 End Construction

SURFACE AREA IN Sq.m.: 0.308

PILLAR

INDIAN RAILWAY STANDARDS

INTEGRAL COACH FACTORY, CHENNAI - 600038

SHEET 1 OF 1

AAE15017

A3

DATE OF LATEST ALT.

DATE OF FIRST ISSUE

AME/SME

SCALE 1:5

ALT.

DRN

H. Irshath Ahamed

L. Panduranga Rao

WT/ASSY IN Kgs:

CHD

ALTD

CHD

ALTD

DRN

H. Irshath Ahamed

L. Panduranga Rao

WT/UNIT IN KGS

REMARKS

GROUP: 1-5 End Construction

SURFACE AREA IN Sq.m.: 0.308

PILLAR

INDIAN RAILWAY STANDARDS

INTEGRAL COACH FACTORY, CHENNAI - 600038

SHEET 1 OF 1

AAE15017

A3

DATE OF LATEST ALT.

DATE OF FIRST ISSUE

AME/SME

SCALE 1:5

ALT.

DRN

H. Irshath Ahamed

L. Panduranga Rao

WT/ASSY IN Kgs:

CHD

ALTD

CHD

ALTD

DRN

H. Irshath Ahamed

L. Panduranga Rao

WT/UNIT IN KGS

REMARKS

GROUP: 1-5 End Construction

SURFACE AREA IN Sq.m.: 0.308

PILLAR

INDIAN RAILWAY STANDARDS

INTEGRAL COACH FACTORY, CHENNAI - 600038

SHEET 1 OF 1

AAE15017

A3

DATE OF LATEST ALT.

DATE OF FIRST ISSUE

AME/SME

SCALE 1:5

ALT.

DRN

H. Irshath Ahamed

L. Panduranga Rao

WT/ASSY IN Kgs:

CHD

ALTD

CHD

ALTD

DRN

H. Irshath Ahamed

L. Panduranga Rao

WT/UNIT IN KGS

REMARKS

GROUP: 1-5 End Construction

SURFACE AREA IN Sq.m.: 0.308

PILLAR

INDIAN RAILWAY STANDARDS

INTEGRAL COACH FACTORY, CHENNAI - 600038

SHEET 1 OF 1

AAE15017

A3

DATE OF LATEST ALT.

DATE OF FIRST ISSUE

AME/SME

SCALE 1:5

ALT.

DRN

H. Irshath Ahamed

L. Panduranga Rao

WT/ASSY IN Kgs:

CHD

ALTD

CHD

ALTD

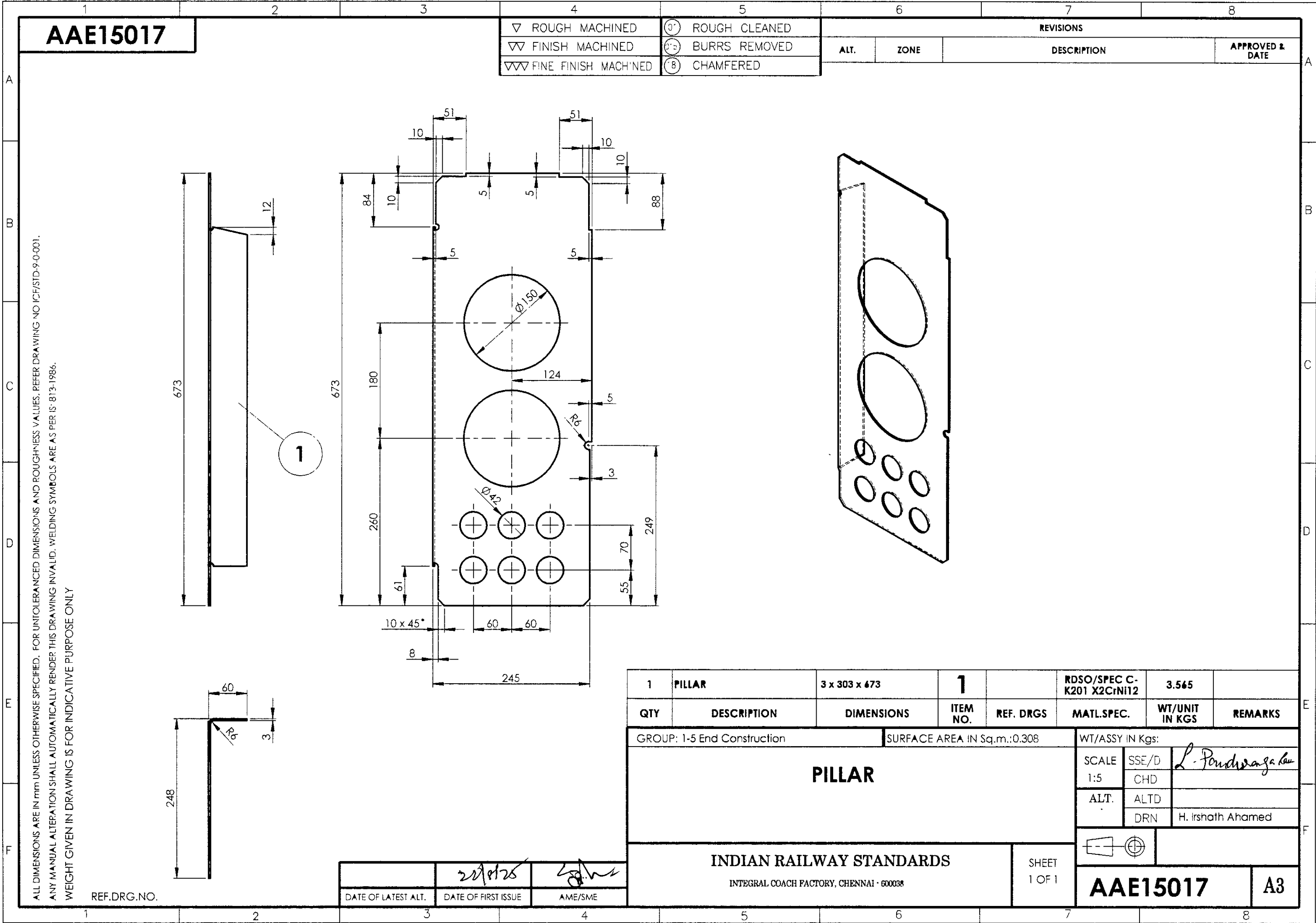
DRN

H. Irshath Ahamed

L. Panduranga Rao

WT/UNIT IN KGS

RE



ALL DIMENSIONS ARE IN MM UNLESS OTHERWISE SPECIFIED. FOR UNTOLERANCED DIMENSIONS AND ROUGHNESS VALUES, REFER DRAWING IS NO 107/3102-900001.
ANY MANUAL ALTERATION SHALL AUTOMATICALLY RENDER THIS DRAWING INVALID. WELDING SYMBOLS ARE AS PER IS: 813-1986.
WEIGHT GIVEN IN DRAWING IS FOR INDICATIVE PURPOSE ONLY

REVISIONS			
ALT.	ZONE	DESCRIPTION	APPROVED & DATE



INTEGRAL COACH FACTORY, CHENNAI - 600038

SHEET
1 OF 1

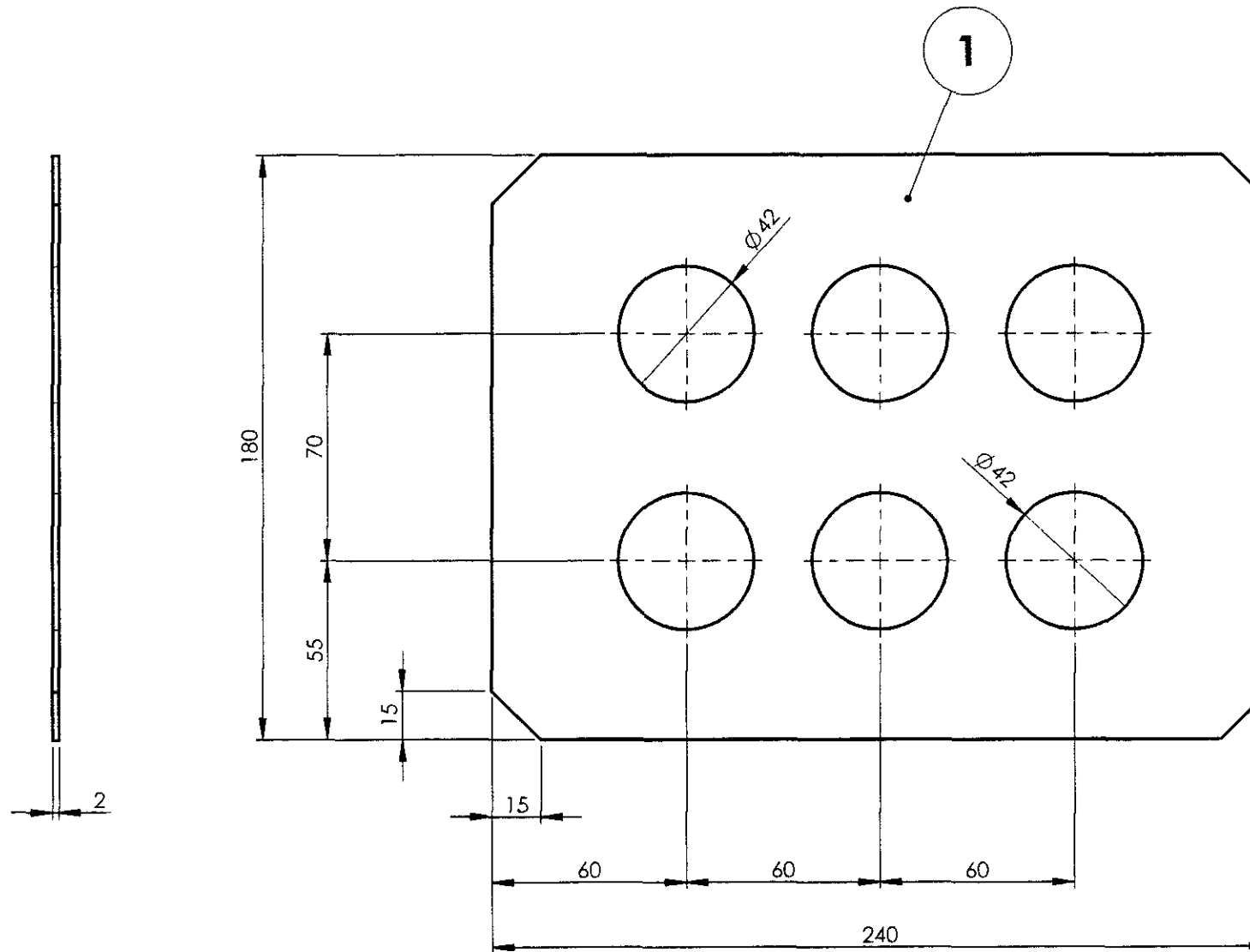
A3

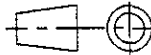
1		2		3		4		5		6		7		8																																																				
AAE15018				▽ ROUGH MACHINED		① ROUGH CLEANED		REVISIONS																																																										
				▽▽ FINISH MACHINED		② BURRS REMOVED		ALT.		ZONE		DESCRIPTION		APPROVED & DATE																																																				
				▽▽▽ FINE FINISH MACHINED		③ CHAMFERED																																																												
<p>ALL DIMENSIONS ARE IN mm UNLESS OTHERWISE SPECIFIED. FOR UNTOLERANCED DIMENSIONS AND ROUGHNESS VALUES, REFER DRAWING NO ICF/STD-9-0-001.</p> <p>ANY MANUAL ALTERATION SHALL AUTOMATICALLY RENDER THIS DRAWING INVALID. WELDING SYMBOLS ARE AS PER IS: 813-1986.</p> <p>WEIGHT GIVEN IN DRAWING IS FOR INDICATIVE PURPOSE ONLY</p>										<table><tr><td>1</td><td>PILLAR</td><td>3 x 303 x 673</td><td>1</td><td></td><td>RDSO/SPEC C-K201 X2CrNi12</td><td>3.545</td><td></td></tr><tr><td>QTY</td><td>DESCRIPTION</td><td>DIMENSIONS</td><td>ITEM NO.</td><td>REF. DRGS</td><td>MATL.SPEC.</td><td>WT/UNIT IN KGS</td><td>REMARKS</td></tr><tr><td colspan="4">GROUP: 1-5 End Construction</td><td colspan="2">SURFACE AREA IN Sq.m.:0.308</td><td colspan="2">WT/ASSY IN Kgs:</td></tr><tr><td colspan="4" rowspan="3">INDIAN RAILWAY STANDARDS</td><td colspan="2" rowspan="3">SHEET 1 OF 1</td><td colspan="2">SCALE 1:5</td><td>SSE/D CHD</td><td rowspan="3">Kunti Thakur</td></tr><tr><td colspan="2">ALT.</td><td>ALTD</td></tr><tr><td colspan="2">DRN</td></tr><tr><td colspan="4">DATE OF LATEST ALT.</td><td colspan="4">DATE OF FIRST ISSUE</td><td colspan="4">AME/SME</td><td colspan="2">AAE15018</td><td colspan="2">A3</td></tr></table>		1	PILLAR	3 x 303 x 673	1		RDSO/SPEC C-K201 X2CrNi12	3.545		QTY	DESCRIPTION	DIMENSIONS	ITEM NO.	REF. DRGS	MATL.SPEC.	WT/UNIT IN KGS	REMARKS	GROUP: 1-5 End Construction				SURFACE AREA IN Sq.m.:0.308		WT/ASSY IN Kgs:		INDIAN RAILWAY STANDARDS				SHEET 1 OF 1		SCALE 1:5		SSE/D CHD	Kunti Thakur	ALT.		ALTD	DRN		DATE OF LATEST ALT.				DATE OF FIRST ISSUE				AME/SME				AAE15018		A3	
												1	PILLAR	3 x 303 x 673	1		RDSO/SPEC C-K201 X2CrNi12	3.545																																																
												QTY	DESCRIPTION	DIMENSIONS	ITEM NO.	REF. DRGS	MATL.SPEC.	WT/UNIT IN KGS	REMARKS																																															
												GROUP: 1-5 End Construction				SURFACE AREA IN Sq.m.:0.308		WT/ASSY IN Kgs:																																																
												INDIAN RAILWAY STANDARDS				SHEET 1 OF 1		SCALE 1:5		SSE/D CHD	Kunti Thakur																																													
ALT.		ALTD																																																																
DRN																																																																		
DATE OF LATEST ALT.				DATE OF FIRST ISSUE				AME/SME				AAE15018		A3																																																				
DATE OF LATEST ALT.		DATE OF FIRST ISSUE		AME/SME		INDIAN RAILWAY STANDARDS		SHEET 1 OF 1		AAE15018		A3																																																						
DATE OF LATEST ALT.		DATE OF FIRST ISSUE		AME/SME		INDIAN RAILWAY STANDARDS		SHEET 1 OF 1		AAE15018		A3																																																						
DATE OF LATEST ALT.		DATE OF FIRST ISSUE		AME/SME		INDIAN RAILWAY STANDARDS		SHEET 1 OF 1		AAE15018		A3																																																						
DATE OF LATEST ALT.		DATE OF FIRST ISSUE		AME/SME		INDIAN RAILWAY STANDARDS		SHEET 1 OF 1		AAE15018		A3																																																						
DATE OF LATEST ALT.		DATE OF FIRST ISSUE		AME/SME		INDIAN RAILWAY STANDARDS		SHEET 1 OF 1		AAE15018		A3																																																						

AAE15019

▽ ROUGH MACHINED	(r1) ROUGH CLEANED
▽▽ FINISH MACHINED	(r1b) BURRS REMOVED
▽▽▽ FINE FINISH MACHINED	(r1c) CHAMFERED

REVISIONS			
ALT.	ZONE	DESCRIPTION	APPROVED & DATE

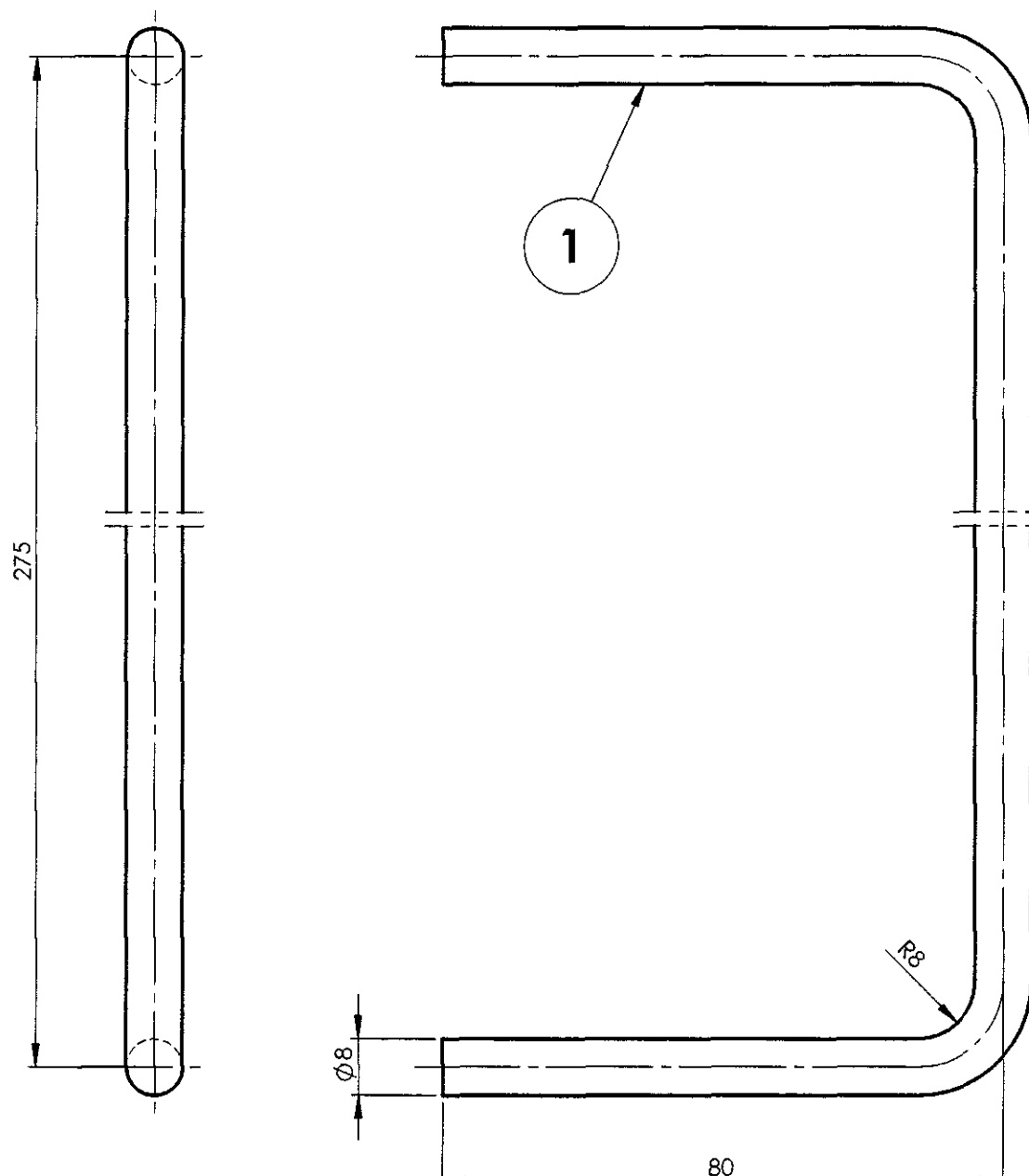


1	SUPPORT FOR CONDUITS	2 x 180 x 240	1		RDSO SPEC C-K201 X2 Cr Ni 12	0.55	
QTY	DESCRIPTION	DIMENSIONS	ITEM NO.	REF. DRGS	MATL.SPEC.	WT/UNIT IN KGS	REMARKS
GROUP: 1-5 End Construction		SURFACE AREA IN Sq.m.:			WT/ASSY IN Kgs:		
SUPPORT FOR CONDUITS					SCALE	SSE/D	L. Pandey
					1:5	CHD	
					ALT.	ALTD	
						DRN	H. Irshath Ahamed
INDIAN RAILWAY STANDARDS				SHEET 1 OF 1			
INTEGRAL COACH FACTORY, CHENNAI - 600038					AAE15019		A3

ALL DIMENSIONS ARE IN mm UNLESS OTHERWISE SPECIFIED. FOR UNTOLERANCED DIMENSIONS AND ROUGHNESS VALUES, REFER DRAWING NO ICF/STD-9-0-001.
ANY MANUAL ALTERATION SHALL AUTOMATICALLY RENDER THIS DRAWING INVALID. WELDING SYMBOLS ARE AS PER EN ISO 2553.
WEIGHT GIVEN IN DRAWING IS FOR INDICATIVE PURPOSE ONLY

REF.DRG.NO.-

-	28/8/25	H. Irshath Ahamed
DATE OF LATEST ALT.	DATE OF FIRST ISSUE	AME/SME

1		2		3		4		5		6		7		8																																																						
AAE15021				▽ ROUGH MACHINED		①① ROUGH CLEANED		REVISIONS																																																												
				▽▽ FINISH MACHINED		①①b BURRS REMOVED		ALT.		ZONE		DESCRIPTION		APPROVED & DATE																																																						
				▽▽▽ FINE FINISH MACHINED		①①c CHAMFERED																																																														
<div>ALL DIMENSIONS ARE IN mm UNLESS OTHERWISE SPECIFIED. FOR UNTOLERANCED DIMENSIONS AND ROUGHNESS VALUES, REFER DRAWING NO IC/F/STD-9-0-001. ANY MANUAL ALTERATION SHALL AUTOMATICALLY RENDER THIS DRAWING INVALID. WELDING SYMBOLS ARE AS PER EN ISO 2553. WEIGHT GIVEN IN DRAWING IS FOR INDICATIVE PURPOSE ONLY</div> <div></div>																																																																				
<table><tr><td>1</td><td>CABLE SUPPORTING ROD</td><td>Ø8 x 425</td><td>1</td><td></td><td>IS 4403-2001 X04Cr19Ni9</td><td>0.17</td><td></td></tr><tr><td>QTY</td><td>DESCRIPTION</td><td>DIMENSIONS</td><td>ITEM NO.</td><td>REF. DRGS</td><td>MATL.SPEC.</td><td>WT/UNIT IN KGS</td><td>REMARKS</td></tr><tr><td colspan="5">GROUP: 1-5 End Construction</td><td colspan="2">SURFACE AREA IN Sq.m.:</td><td>WT/ASSY IN Kgs:</td></tr><tr><td colspan="5" rowspan="3">CABLE SUPPORTING ROD</td><td>SCALE</td><td>SSE/D</td><td rowspan="3"><i>L. Panduranga Rao</i></td></tr><tr><td>1:5</td><td>CHD</td></tr><tr><td>ALT.</td><td>ALTD</td></tr><tr><td colspan="5" rowspan="2">INDIAN RAILWAY STANDARDS</td><td>DRN</td><td>H. Irshath Ahamed</td></tr><tr><td colspan="2">SHEET 1 OF 1</td></tr><tr><td colspan="5">INTEGRAL COACH FACTORY, CHENNAI - 600038</td><td colspan="2">AAE15021</td><td>A3</td></tr></table>																1	CABLE SUPPORTING ROD	Ø8 x 425	1		IS 4403-2001 X04Cr19Ni9	0.17		QTY	DESCRIPTION	DIMENSIONS	ITEM NO.	REF. DRGS	MATL.SPEC.	WT/UNIT IN KGS	REMARKS	GROUP: 1-5 End Construction					SURFACE AREA IN Sq.m.:		WT/ASSY IN Kgs:	CABLE SUPPORTING ROD					SCALE	SSE/D	<i>L. Panduranga Rao</i>	1:5	CHD	ALT.	ALTD	INDIAN RAILWAY STANDARDS					DRN	H. Irshath Ahamed	SHEET 1 OF 1		INTEGRAL COACH FACTORY, CHENNAI - 600038					AAE15021		A3
1	CABLE SUPPORTING ROD	Ø8 x 425	1		IS 4403-2001 X04Cr19Ni9	0.17																																																														
QTY	DESCRIPTION	DIMENSIONS	ITEM NO.	REF. DRGS	MATL.SPEC.	WT/UNIT IN KGS	REMARKS																																																													
GROUP: 1-5 End Construction					SURFACE AREA IN Sq.m.:		WT/ASSY IN Kgs:																																																													
CABLE SUPPORTING ROD					SCALE	SSE/D	<i>L. Panduranga Rao</i>																																																													
					1:5	CHD																																																														
					ALT.	ALTD																																																														
INDIAN RAILWAY STANDARDS					DRN	H. Irshath Ahamed																																																														
					SHEET 1 OF 1																																																															
INTEGRAL COACH FACTORY, CHENNAI - 600038					AAE15021		A3																																																													
<table><tr><td>REF.DRG.NO.</td><td>22/8/25</td><td><i>cdw</i></td></tr><tr><td>DATE OF LATEST ALT.</td><td>DATE OF FIRST ISSUE</td><td>AME/SME</td></tr></table>																REF.DRG.NO.	22/8/25	<i>cdw</i>	DATE OF LATEST ALT.	DATE OF FIRST ISSUE	AME/SME																																															
REF.DRG.NO.	22/8/25	<i>cdw</i>																																																																		
DATE OF LATEST ALT.	DATE OF FIRST ISSUE	AME/SME																																																																		
1		2		3		4		5		6		7		8																																																						

AAE15022

▽ ROUGH MACHINED

▽▽ FINISH MACHINED

▽▽▽ FINE FINISH MACHINED

① ROUGH CLEANED

② BURRS REMOVED

③ CHAMFERED

REVISIONS

ALT.

ZONE

DESCRIPTION

APPROVED & DATE

217

80

R8

Ø8

1

REF.DRG.NO.

DATE OF LATEST ALT.

DATE OF FIRST ISSUE

AME/SME

1

CABLE SUPPORTING ROD

Ø8 x 367

1

IS 4603-2001
X04Cr19Ni9

0.15

QTY

DESCRIPTION

DIMENSIONS

ITEM NO.

REF. DRGS

MATL.SPEC.

WT/UNIT IN KGS

REMARKS

GROUP: 1-5

SURFACE AREA IN Sq.m.:

WT/ASSY IN Kgs:

CABLE SUPPORTING ROD

SCALE 1:2

SSE/D CHD

ALT. ALTD

DRN T.UKKIRAPANDIAN

INDIAN RAILWAY STANDARDS

INTEGRAL COACH FACTORY, CHENNAI - 600038

SHEET 1 OF 1

AAE15022

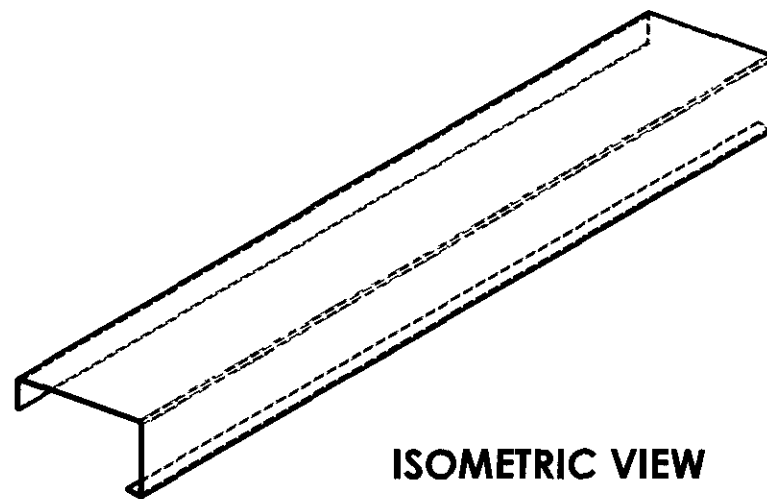
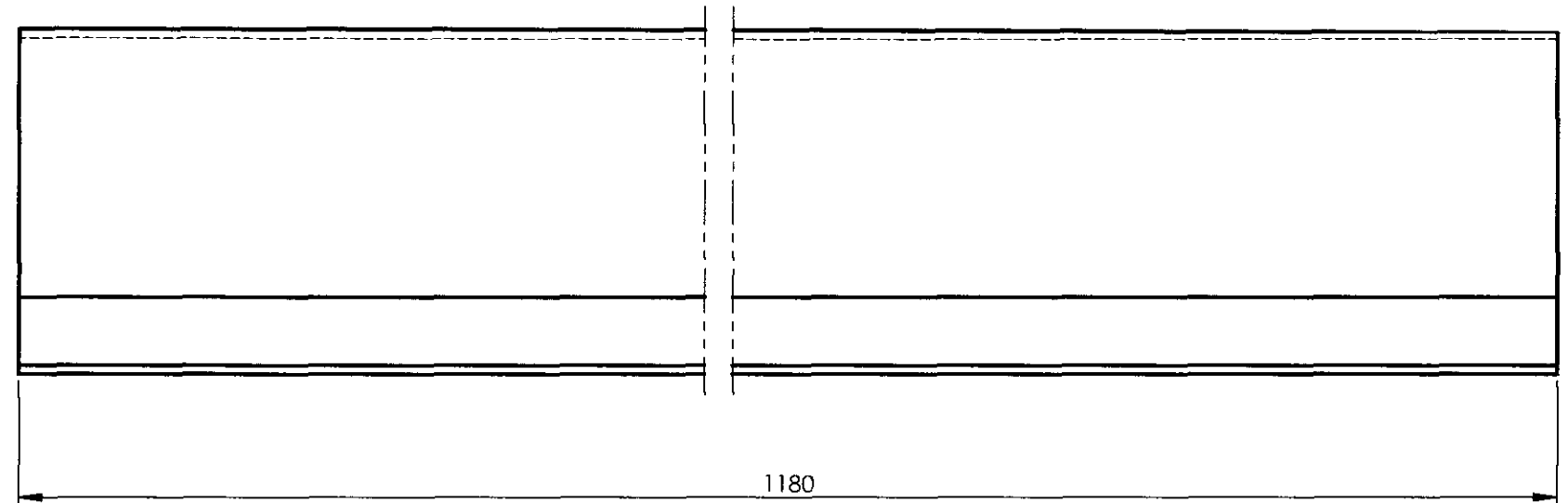
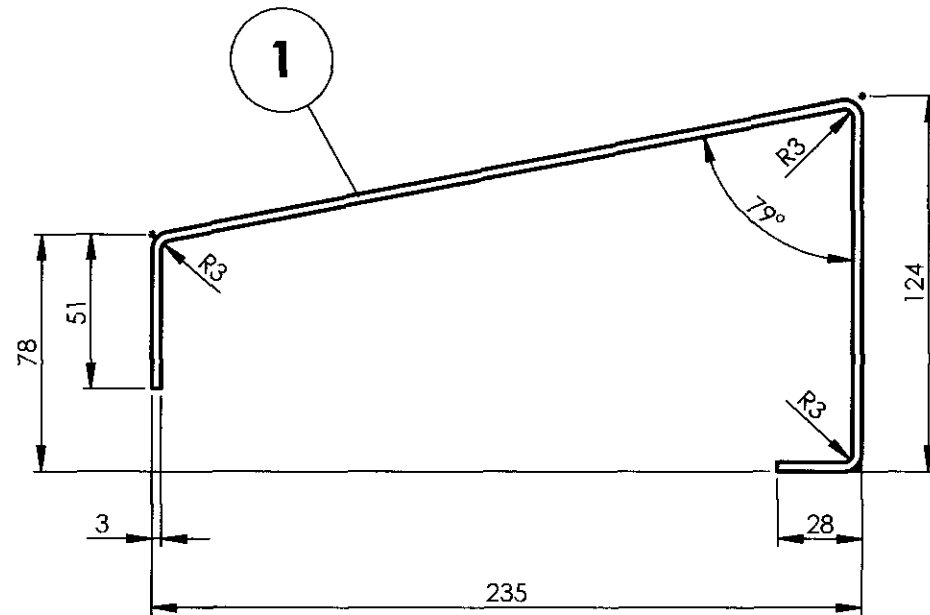
A3

ALL DIMENSIONS ARE IN mm UNLESS OTHERWISE SPECIFIED. FOR UNTOLERANCED DIMENSIONS AND ROUGHNESS VALUES REFER DRAWING NO ICF/STD-9-0-001.
ANY MANUAL ALTERATION SHALL AUTOMATICALLY RENDER THIS DRAWING INVALID. WELDING SYMBOLS ARE AS PER EN ISO 2553.
WEIGHT GIVEN IN DRAWING IS FOR INDICATIVE PURPOSE ONLY

AAE15023

▽ ROUGH MACHINED	① ROUGH CLEANED
▽▽ FINISH MACHINED	①b BURRS REMOVED
▽▽▽ FINE FINISH MACHINED	①s CHAMFERED

REVISIONS			
ALT.	ZONE	DESCRIPTION	APPROVED & DATE



ISOMETRIC VIEW

1	RAMP SHEET	3x426x1180	1		RDSO SPEC C-K201 X2 Cr Ni 12	12.10	
QTY	DESCRIPTION	DIMENSIONS	ITEM NO.	REF. DRGS	MATL.SPEC.	WT/UNIT IN KGS	REMARKS
GROUP: 1-5 End Construction				SURFACE AREA IN Sq.m.:		WT/ASSY IN Kgs:	
RAMP SHEET					SCALE 1:10	SSE/D CHD	13 - 12
					ALT.	ALTD	
						DRN	B.Suresh
INDIAN RAILWAY STANDARDS				SHEET 1 OF 1		AAE15023	
INTEGRAL COACH FACTORY, CHENNAI - 600038						A3	

ALL DIMENSIONS ARE IN mm UNLESS OTHERWISE SPECIFIED. FOR UNTOLERANCED DIMENSIONS AND ROUGHNESS VALUES, REFER DRAWING NO ICF/STD-9-0-001.
ANY MANUAL ALTERATION SHALL AUTOMATICALLY RENDER THIS DRAWING INVALID. WELDING SYMBOLS ARE AS PER EN ISO 2553.
WEIGHT GIVEN IN DRAWING IS FOR INDICATIVE PURPOSE ONLY

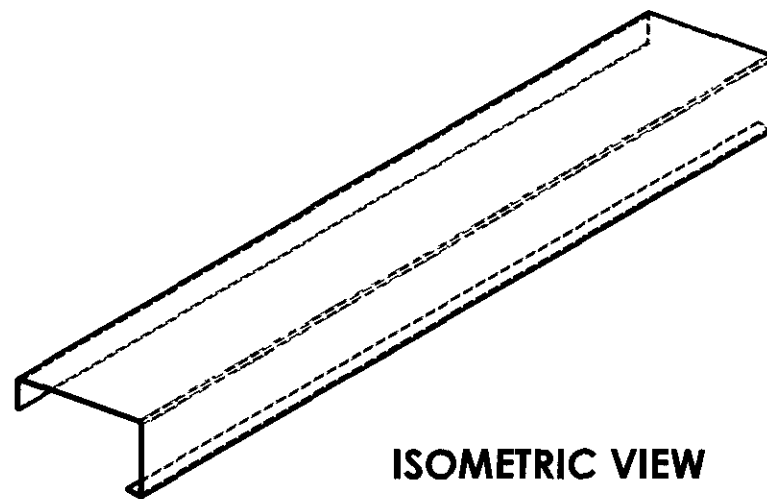
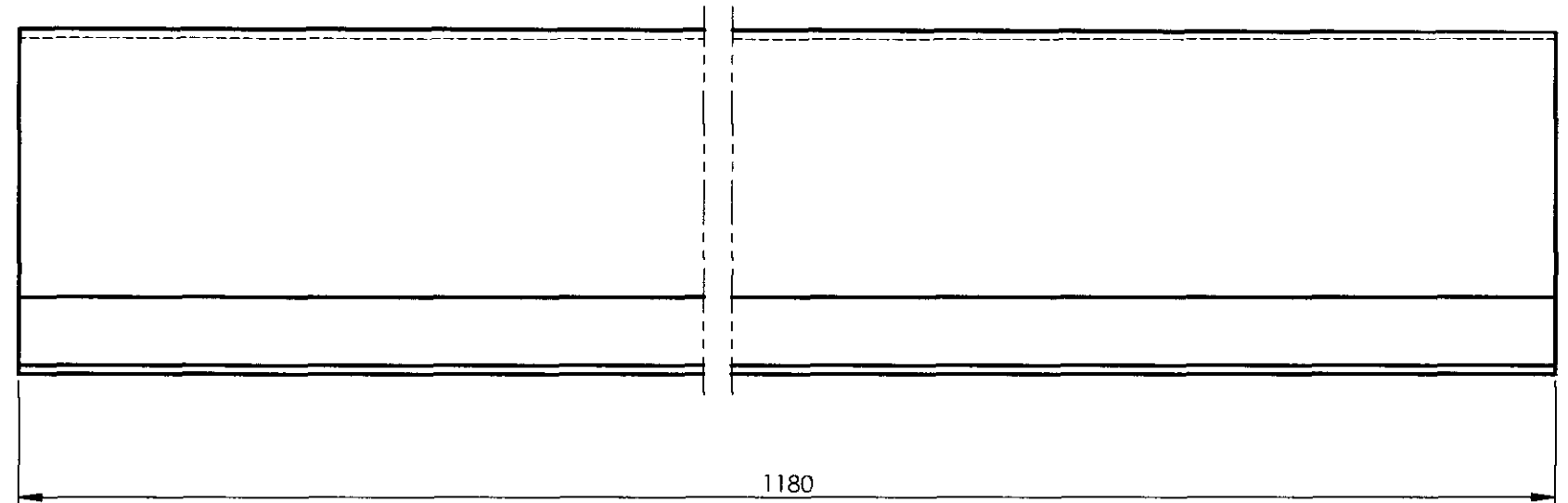
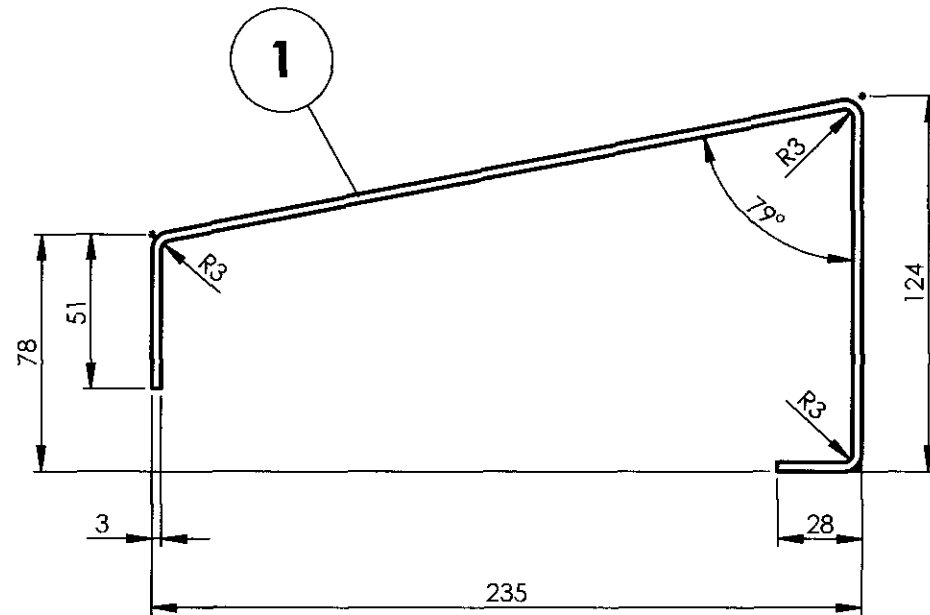
REF.DRG.NO.:-

-	30-07-2025	gjh
DATE OF LATEST ALT.	DATE OF FIRST ISSUE	AME/SME

AAE15023

▽ ROUGH MACHINED	① ROUGH CLEANED
▽▽ FINISH MACHINED	①b BURRS REMOVED
▽▽▽ FINE FINISH MACHINED	①s CHAMFERED

REVISIONS			
ALT.	ZONE	DESCRIPTION	APPROVED & DATE



ISOMETRIC VIEW

1	RAMP SHEET	3x426x1180	1		RDSO SPEC C-K201 X2 Cr Ni 12	12.10	
QTY	DESCRIPTION	DIMENSIONS	ITEM NO.	REF. DRGS	MATL.SPEC.	WT/UNIT IN KGS	REMARKS
GROUP: 1-5 End Construction				SURFACE AREA IN Sq.m.:		WT/ASSY IN Kgs:	
RAMP SHEET					SCALE 1:10	SSE/D CHD	B. Suresh
					ALT.	ALTD	
						DRN	B.Suresh
INDIAN RAILWAY STANDARDS				SHEET 1 OF 1		AAE15023	
INTEGRAL COACH FACTORY, CHENNAI - 600038						A3	

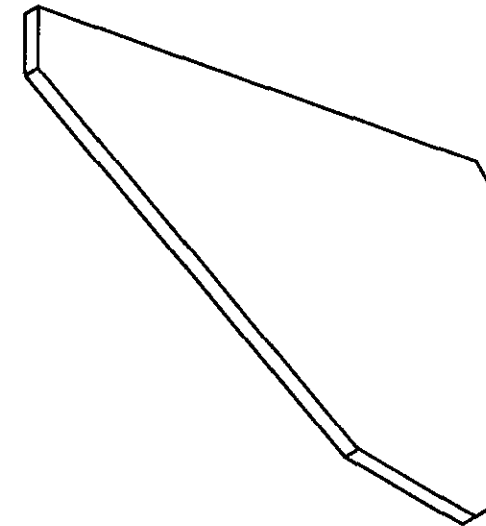
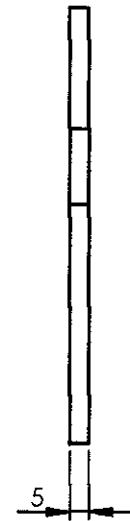
ALL DIMENSIONS ARE IN mm UNLESS OTHERWISE SPECIFIED. FOR UNTOLERANCED DIMENSIONS AND ROUGHNESS VALUES, REFER DRAWING NO ICF/STD-9-0-001. ANY MANUAL ALTERATION SHALL AUTOMATICALLY RENDER THIS DRAWING INVALID. WELDING SYMBOLS ARE AS PER EN ISO 2553. WEIGHT GIVEN IN DRAWING IS FOR INDICATIVE PURPOSE ONLY


REF.DRG.NO.-

-	30-07-2025	
DATE OF LATEST ALT.	DATE OF FIRST ISSUE	AME/SME

ANY MANUAL ALTERATION SHALL AUTOMATICALLY RENDER THIS DRAWING INVALID. WELDING SYMBOLS ARE AS PER EN ISO 2553.
WEIGHT GIVEN IN DRAWING IS FOR INDICATIVE PURPOSE ONLY

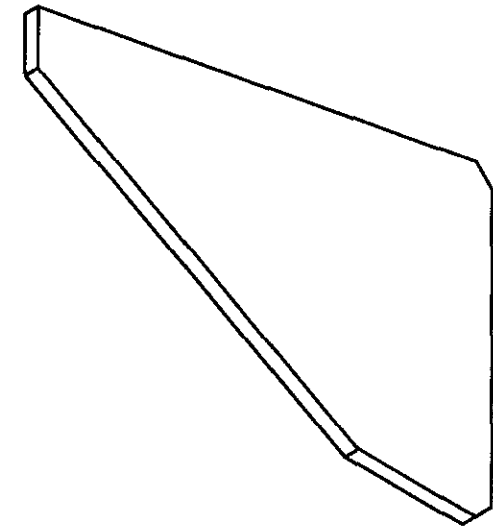
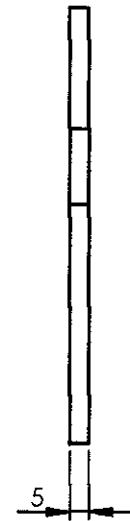
REVISIONS			
ALT.	ZONE	DESCRIPTION	APPROVED & DATE




1	RIB	5x115x170	1		SS-409M	0.52	
Default	DESCRIPTION	DIMENSIONS	ITEM NO.	REF. DRGS	MATL.SPEC.	WT/UNIT IN KGS	REMARKS
GROUP: 1-5 End Construction		SURFACE AREA IN Sq.m.:			WT/ASSY IN Kgs:		
RIB					SCALE	SSE/D	B. Suresh
					1:1	CHD	
					ALT.	ALTD	
					DRN	B.Suresh	
INDIAN RAILWAY STANDARDS INTEGRAL COACH FACTORY, CHENNAI - 600038				SHEET 1 OF 1			
					AAE15026		A3

ANY MANUAL ALTERATION SHALL AUTOMATICALLY RENDER THIS DRAWING INVALID. WELDING SYMBOLS ARE AS PER EN ISO 2553.
WEIGHT GIVEN IN DRAWING IS FOR INDICATIVE PURPOSE ONLY

REVISIONS			
ALT.	ZONE	DESCRIPTION	APPROVED & DATE



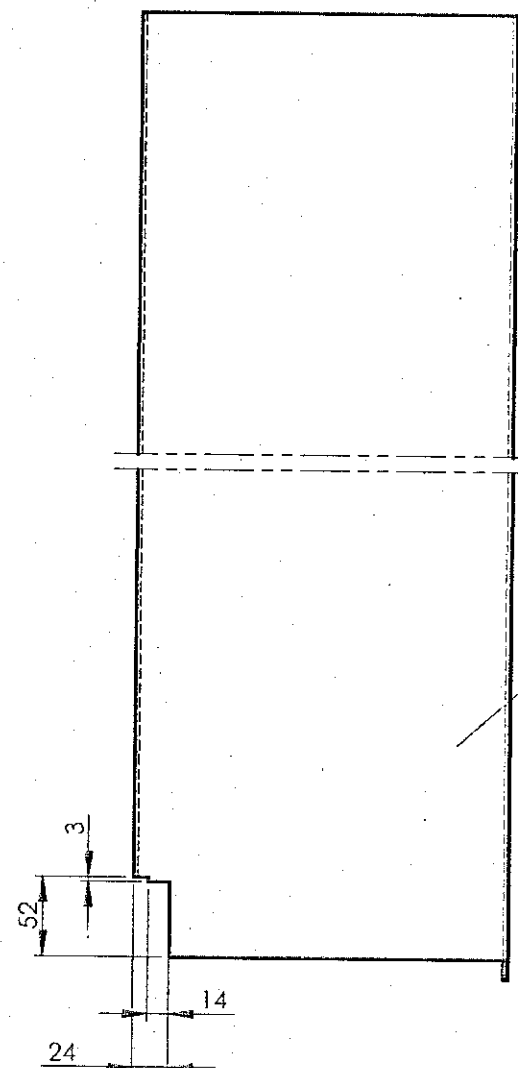
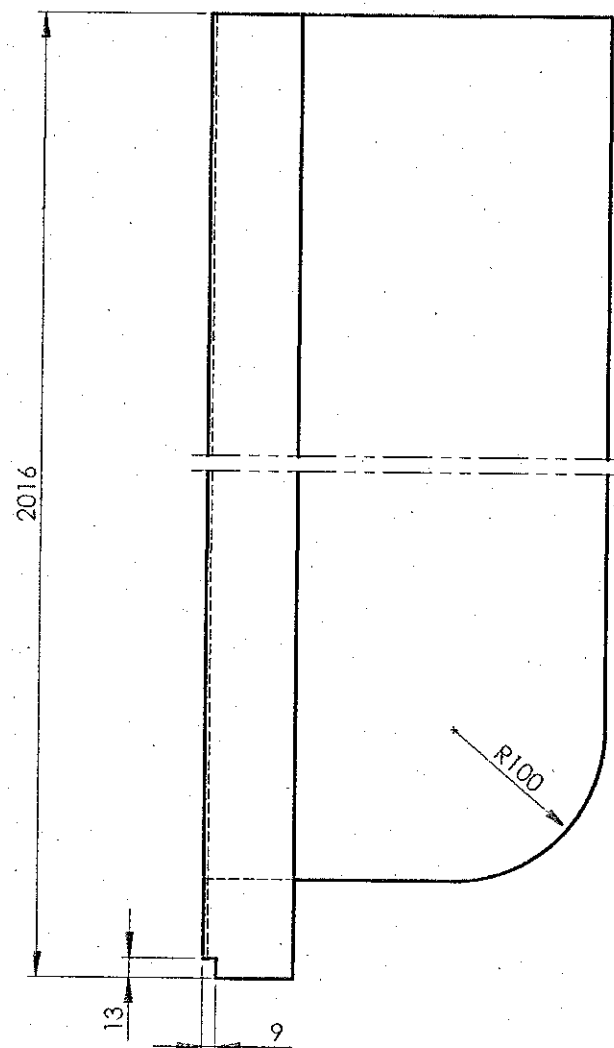
1	RIB	5x115x170	1		SS-409M	0.52	
Default	DESCRIPTION	DIMENSIONS	ITEM NO.	REF. DRGS	MATL.SPEC.	WT/UNIT IN KGS	REMARKS
GROUP: 1-5 End Construction		SURFACE AREA IN Sq.m.:			WT/ASSY IN Kgs:		
RIB					SCALE	SSE/D	B. Suresh
					1:1	CHD	
					ALT.	ALTD	
						DRN	B.Suresh
INDIAN RAILWAY STANDARDS INTEGRAL COACH FACTORY, CHENNAI - 600038				SHEET 1 OF 1			A3

1		2		3		4		5		6		7		8																																																																			
AAE15038				▽ ROUGH MACHINED		① ROUGH CLEANED		REVISIONS																																																																									
				▽▽ FINISH MACHINED		①b BURRS REMOVED		ALT.		ZONE		DESCRIPTION			APPROVED & DATE																																																																		
				▽▽▽ FINE FINISH MACHINED		①8 CHAMFERED																																																																											
<div>ALL DIMENSIONS ARE IN mm UNLESS OTHERWISE SPECIFIED. FOR UNTOLERANCED DIMENSIONS AND ROUGHNESS VALUES, REFER DRAWING NO ICF/STD-9-0-001. ANY MANUAL ALTERATION SHALL AUTOMATICALLY RENDER THIS DRAWING INVALID. WELDING SYMBOLS ARE AS PER EN ISO 2553. WEIGHT GIVEN IN DRAWING IS FOR INDICATIVE PURPOSE ONLY</div> <div><div>1</div></div>																																																																																	
<table><tr><td>1</td><td>END WALL TOP SHEET</td><td>2x459x1676</td><td>1</td><td></td><td>RDSO/SPEC C-K201 X2CrNi12</td><td>8.379</td><td></td></tr><tr><td>QTY</td><td>DESCRIPTION</td><td>DIMENSIONS</td><td>ITEM NO.</td><td>REF. DRGS</td><td>MATL.SPEC.</td><td>WT/UNIT IN KGS</td><td>REMARKS</td></tr><tr><td colspan="5">GROUP: 1-5 End Construction</td><td colspan="2">SURFACE AREA IN Sq.m.: 1.147</td><td>WT/ASSY IN Kgs:</td></tr><tr><td colspan="5" rowspan="3">END WALL TOP SHEET</td><td>SCALE</td><td>SSE/D</td><td rowspan="2">B. Suresh</td></tr><tr><td>1:10</td><td>CHD</td></tr><tr><td>ALT.</td><td>ALTD</td><td></td></tr><tr><td colspan="5" rowspan="2">INDIAN RAILWAY STANDARDS</td><td colspan="2">SHEET 1 OF 1</td><td rowspan="2">AAE15038</td><td rowspan="2">A3</td></tr><tr><td colspan="2">INTEGRAL COACH FACTORY, CHENNAI - 600038</td></tr><tr><td colspan="2">REF.DRG.NO.</td><td>DATE OF LATEST ALT.</td><td>DATE OF FIRST ISSUE</td><td>AME/SME</td><td colspan="3"></td><td></td></tr><tr><td colspan="2"></td><td>30-07-2025</td><td></td><td></td><td colspan="3"></td><td></td></tr></table>																1	END WALL TOP SHEET	2x459x1676	1		RDSO/SPEC C-K201 X2CrNi12	8.379		QTY	DESCRIPTION	DIMENSIONS	ITEM NO.	REF. DRGS	MATL.SPEC.	WT/UNIT IN KGS	REMARKS	GROUP: 1-5 End Construction					SURFACE AREA IN Sq.m.: 1.147		WT/ASSY IN Kgs:	END WALL TOP SHEET					SCALE	SSE/D	B. Suresh	1:10	CHD	ALT.	ALTD		INDIAN RAILWAY STANDARDS					SHEET 1 OF 1		AAE15038	A3	INTEGRAL COACH FACTORY, CHENNAI - 600038		REF.DRG.NO.		DATE OF LATEST ALT.	DATE OF FIRST ISSUE	AME/SME							30-07-2025						
1	END WALL TOP SHEET	2x459x1676	1		RDSO/SPEC C-K201 X2CrNi12	8.379																																																																											
QTY	DESCRIPTION	DIMENSIONS	ITEM NO.	REF. DRGS	MATL.SPEC.	WT/UNIT IN KGS	REMARKS																																																																										
GROUP: 1-5 End Construction					SURFACE AREA IN Sq.m.: 1.147		WT/ASSY IN Kgs:																																																																										
END WALL TOP SHEET					SCALE	SSE/D	B. Suresh																																																																										
					1:10	CHD																																																																											
					ALT.	ALTD																																																																											
INDIAN RAILWAY STANDARDS					SHEET 1 OF 1		AAE15038	A3																																																																									
					INTEGRAL COACH FACTORY, CHENNAI - 600038																																																																												
REF.DRG.NO.		DATE OF LATEST ALT.	DATE OF FIRST ISSUE	AME/SME																																																																													
		30-07-2025																																																																															
1		2		3		4		5		6		7		8																																																																			


AAE15039

▽ ROUGH MACHINED	① ROUGH CLEANED
▽▽ FINISH MACHINED	①b BURRS REMOVED
▽▽▽ FINE FINISH MACHINED	①8 CHAMFERED

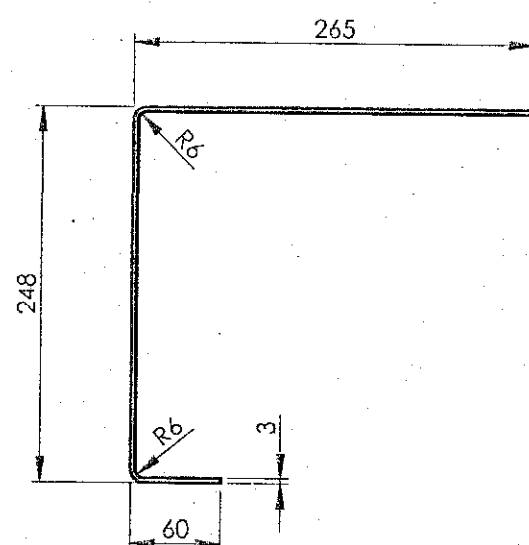
REVISIONS			
ALT.	ZONE	DESCRIPTION	APPROVED & DATE
a		RADIUS DIMENSION R100 ADDED.	18/2



1



ISOMETRIC VIEW



ALL DIMENSIONS ARE IN mm UNLESS OTHERWISE SPECIFIED. FOR UNTOLERANCED DIMENSIONS AND ROUGHNESS VALUES, REFER DRAWING NO ICF/STD-9-0-001.
ANY MANUAL ALTERATION SHALL AUTOMATICALLY RENDER THIS DRAWING INVALID. WELDING SYMBOLS ARE AS PER IS: 813-1986.
WEIGHT GIVEN IN DRAWING IS FOR INDICATIVE PURPOSE ONLY

REF.DRG.NO.

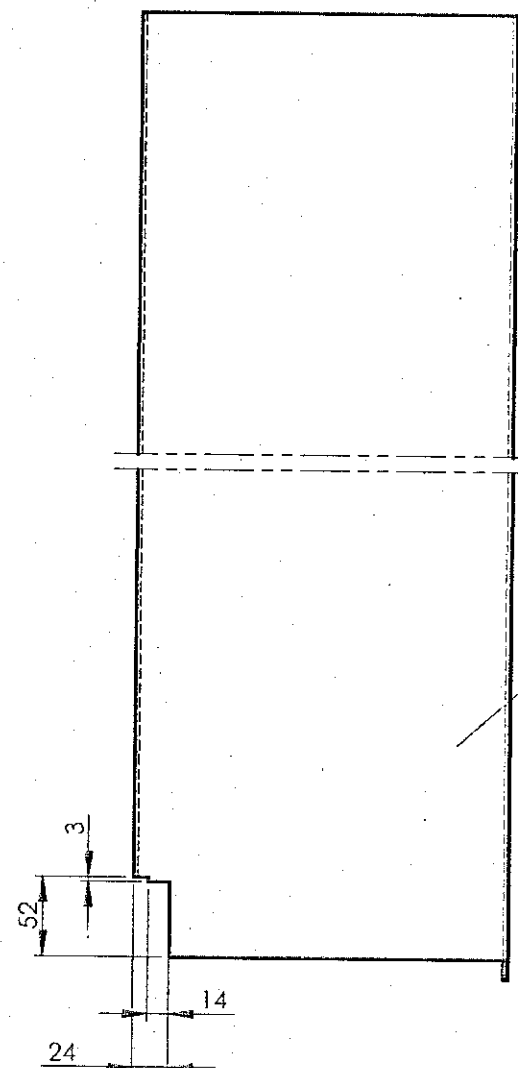
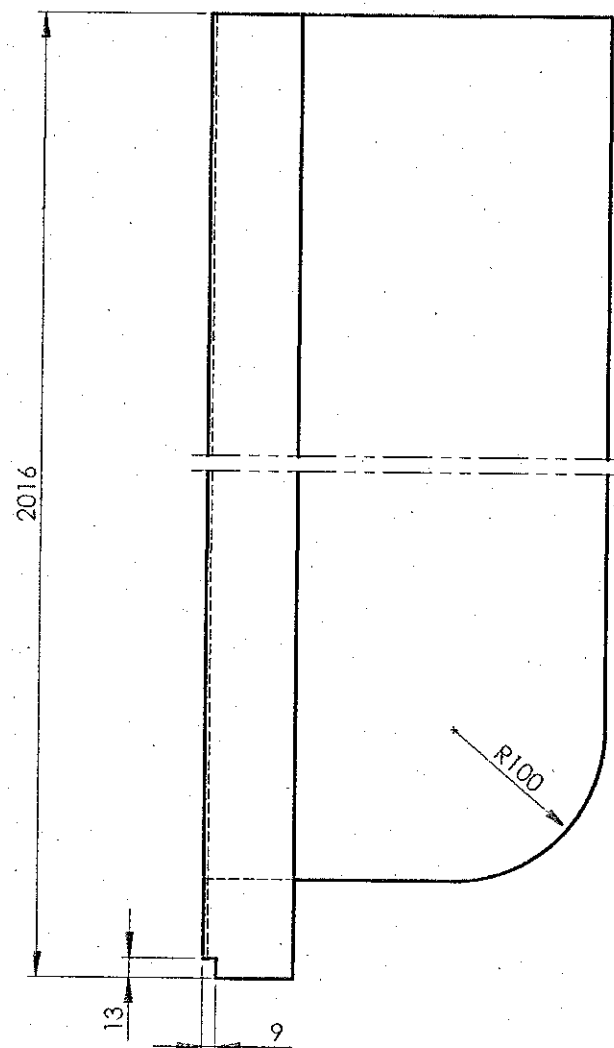
23-01-2026	30-07-2025	18/2
DATE OF LATEST ALT.	DATE OF FIRST ISSUE	AME/SME

1	PILLAR RH	3 x 561 x 2016	1		RDSO SPEC C-K201 X2 Cr Ni 12	26.56	
QTY	DESCRIPTION	DIMENSIONS	ITEM NO.	REF. DRGS	MATL.SPEC.	WT/UNIT IN KGS	REMARKS
GROUP: 1-5 End Construction				SURFACE AREA IN Sq.m.:		WT/ASSY IN Kgs:	
PILLAR RH					SCALE 1:5	SSE/D C-D	18/2
					ALT. a	ALTD D-RV	MAHESH B.Suresh
INDIAN RAILWAY STANDARDS					SHEET 1 OF 1		
INTEGRAL COACH FACTORY, CHENNAI - 600038					AAE15039		
					A3		


AAE15039

▽ ROUGH MACHINED	① ROUGH CLEANED
▽▽ FINISH MACHINED	①b BURRS REMOVED
▽▽▽ FINE FINISH MACHINED	①8 CHAMFERED

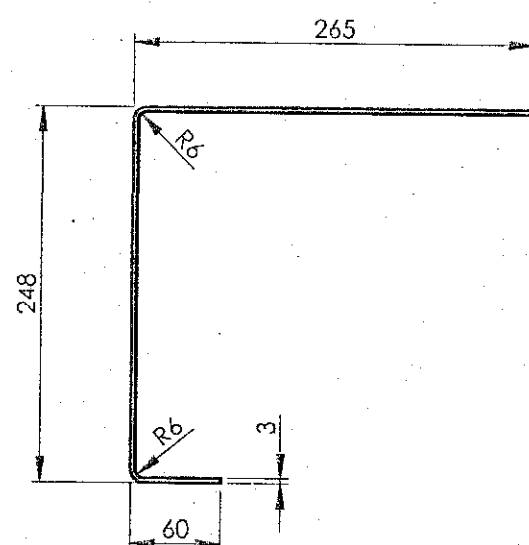
REVISIONS			
ALT.	ZONE	DESCRIPTION	APPROVED & DATE
a		RADIUS DIMENSION R100 ADDED.	18/2



1



ISOMETRIC VIEW



1	PILLAR RH	3 x 561 x 2016	1		RDSO SPEC C-K201 X2 Cr Ni 12	26.56	
QTY	DESCRIPTION	DIMENSIONS	ITEM NO.	REF. DRGS	MATL.SPEC.	WT/UNIT IN KGS	REMARKS
GROUP: 1-5 End Construction				SURFACE AREA IN Sq.m.:		WT/ASSY IN Kgs:	
PILLAR RH					SCALE	SSE/D	18/2
					1:5	C-D	
					ALT. a	ALTD	MAHESH
INDIAN RAILWAY STANDARDS INTEGRAL COACH FACTORY, CHENNAI - 600038					DRN	B.Suresh	
					SHEET 1 OF 1		
					AAE15039		A3

ALL DIMENSIONS ARE IN mm UNLESS OTHERWISE SPECIFIED. FOR UNTOLERANCED DIMENSIONS AND ROUGHNESS VALUES, REFER DRAWING NO ICF/STD-9-0-001.
ANY MANUAL ALTERATION SHALL AUTOMATICALLY RENDER THIS DRAWING INVALID. WELDING SYMBOLS ARE AS PER IS: 813-1986.
WEIGHT GIVEN IN DRAWING IS FOR INDICATIVE PURPOSE ONLY

REF.DRG.NO.


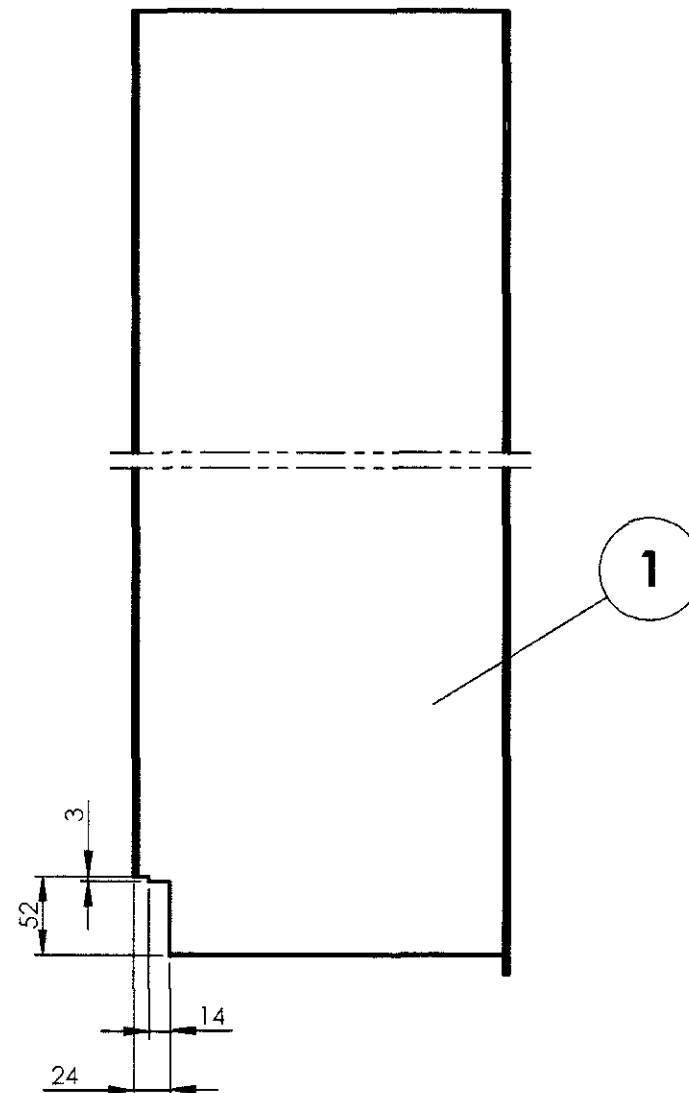
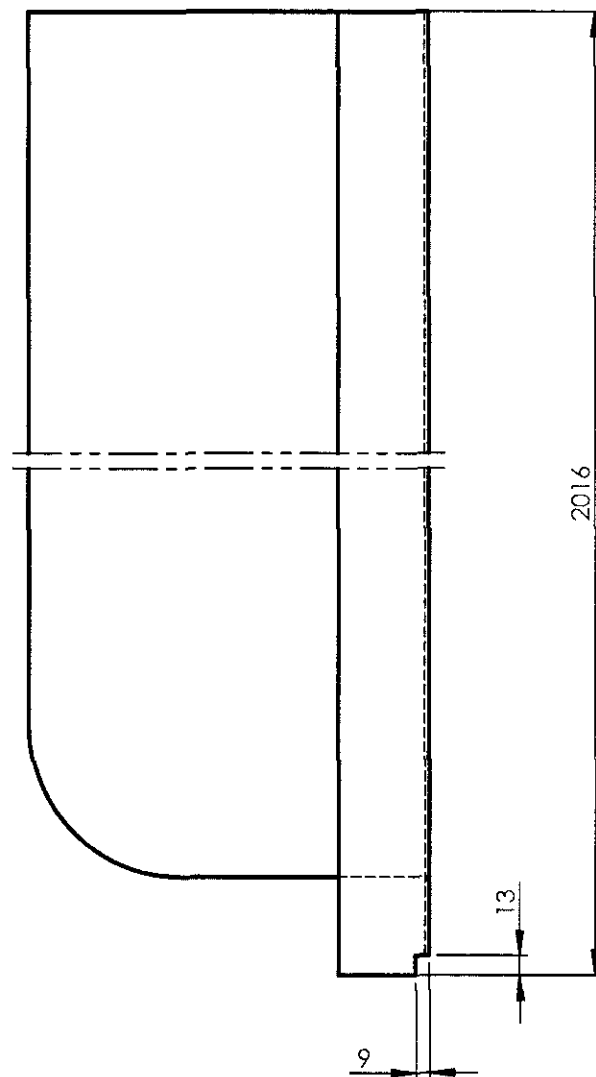
23 -01-2026	30-07-2025	18/2
DATE OF LATEST ALT.	DATE OF FIRST ISSUE	AME/SME

AAE15040

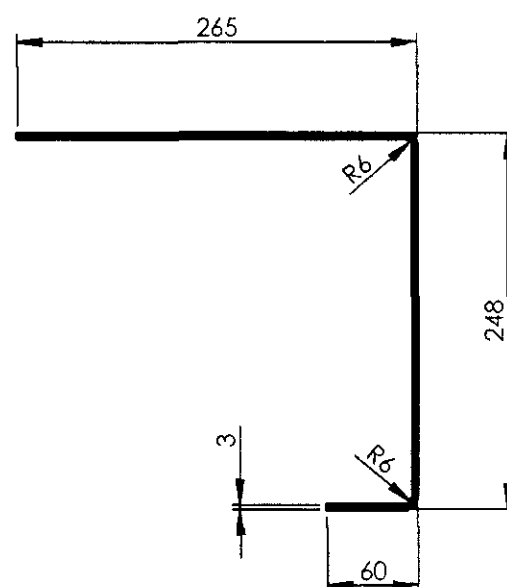
▽ ROUGH MACHINED	① ROUGH CLEANED
▽▽ FINISH MACHINED	② BURRS REMOVED
▽▽▽ FINE FINISH MACHINED	③ CHAMFERED

REVISIONS

ALT.	ZONE	DESCRIPTION	APPROVED & DATE
------	------	-------------	-----------------



ISOMETRIC VIEW



1	PILLAR LH	3 x 561 x 2016	1		RDSO SPEC C-K201 X2 Cr Ni 12	26.56	
QTY	DESCRIPTION	DIMENSIONS	ITEM NO.	REF. DRGS	MATL.SPEC.	WT/UNIT IN KGS	REMARKS
GROUP: 1-5 End Construction				SURFACE AREA IN Sq.m.:		WT/ASSY IN Kgs:	
PILLAR LH					SCALE	SSE/D	B. L.
					1:5	CHD	
					ALT.	ALTD	
						DRN	MAHESH
INDIAN RAILWAY STANDARDS					SHEET 1 OF 1		
INTEGRAL COACH FACTORY CHENNAI - 600038					AAE15040		A3

ALL DIMENSIONS ARE IN mm UNLESS OTHERWISE SPECIFIED. FOR UNTOLERANCED DIMENSIONS AND ROUGHNESS VALUES, REFER DRAWING NO ICF/STD-9-0-001.
ANY MANUAL ALTERATION SHALL AUTOMATICALLY RENDER THIS DRAWING INVALID. WELDING SYMBOLS ARE AS PER IS: 813-1986.
WEIGHT GIVEN IN DRAWING IS FOR INDICATIVE PURPOSE ONLY

REF.DRG.NO.


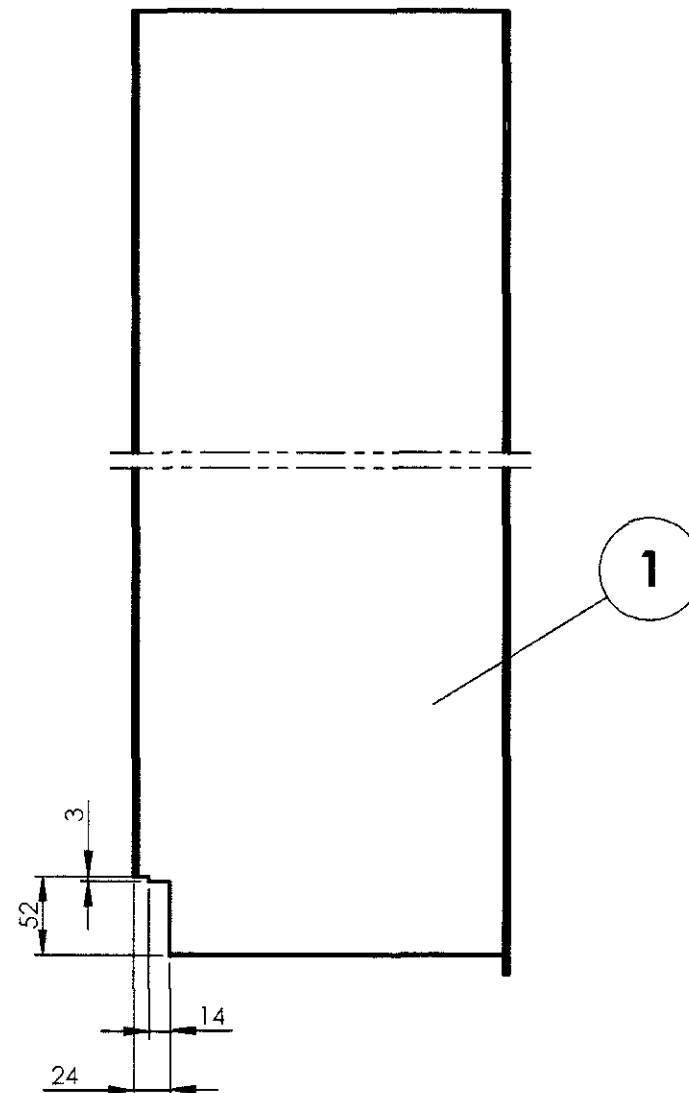
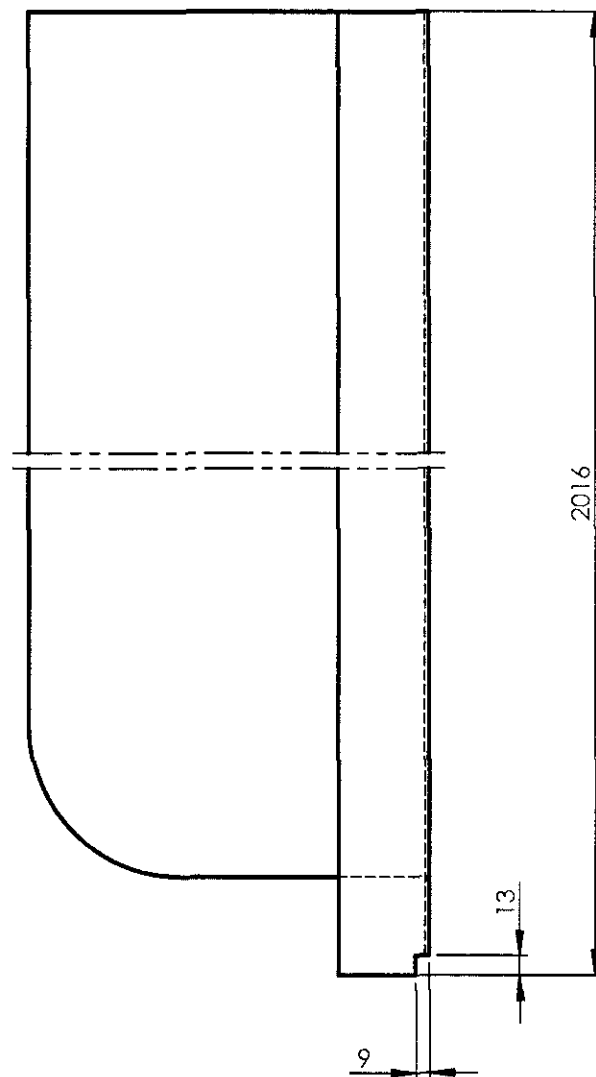
	30/07-2025	
DATE OF LATEST ALT.	DATE OF FIRST ISSUE	AME/SME

AAE15040

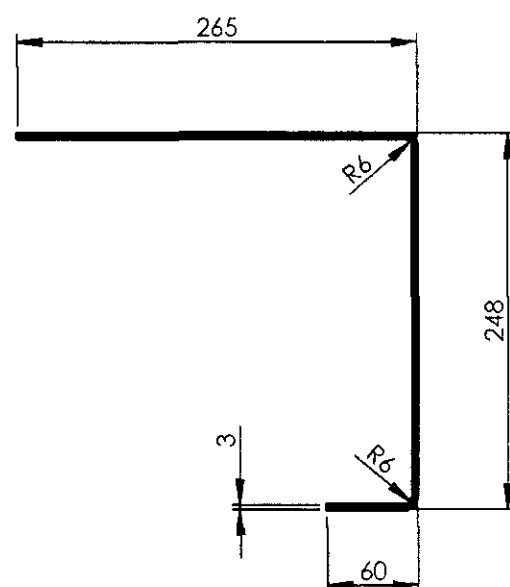
▽ ROUGH MACHINED	① ROUGH CLEANED
▽▽ FINISH MACHINED	② BURRS REMOVED
▽▽▽ FINE FINISH MACHINED	③ CHAMFERED

REVISIONS

ALT.	ZONE	DESCRIPTION	APPROVED & DATE
------	------	-------------	-----------------



ISOMETRIC VIEW



1	PILLAR LH	3 x 561 x 2016	1		RDSO SPEC C-K201 X2 Cr Ni 12	26.56	
QTY	DESCRIPTION	DIMENSIONS	ITEM NO.	REF. DRGS	MATL.SPEC.	WT/UNIT IN KGS	REMARKS
GROUP: 1-5 End Construction				SURFACE AREA IN Sq.m.:		WT/ASSY IN Kgs:	
PILLAR LH					SCALE	SSE/D	B. L.
					1:5	CHD	
					ALT.	ALTD	
						DRN	MAHESH
INDIAN RAILWAY STANDARDS					SHEET 1 OF 1		
INTEGRAL COACH FACTORY CHENNAI - 600038					AAE15040		A3

ALL DIMENSIONS ARE IN mm UNLESS OTHERWISE SPECIFIED. FOR UNTOLERANCED DIMENSIONS AND ROUGHNESS VALUES, REFER DRAWING NO ICF/STD-9-0-001.
ANY MANUAL ALTERATION SHALL AUTOMATICALLY RENDER THIS DRAWING INVALID. WELDING SYMBOLS ARE AS PER IS: 813-1986.
WEIGHT GIVEN IN DRAWING IS FOR INDICATIVE PURPOSE ONLY

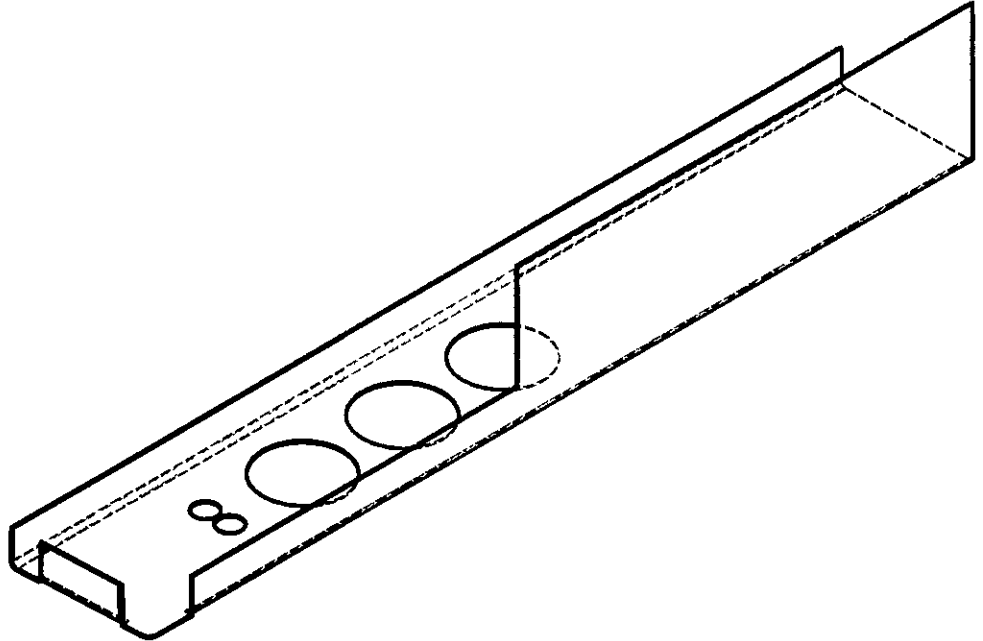
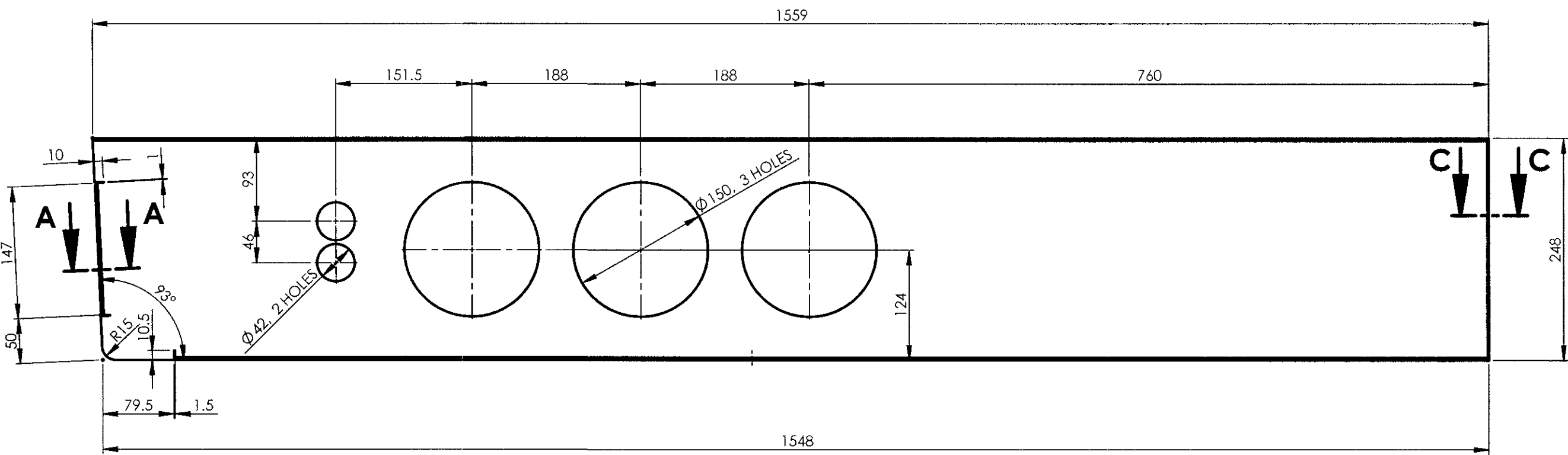
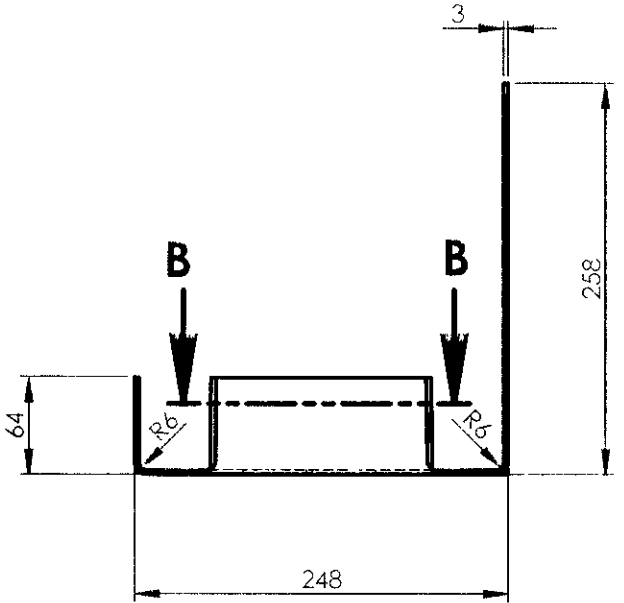
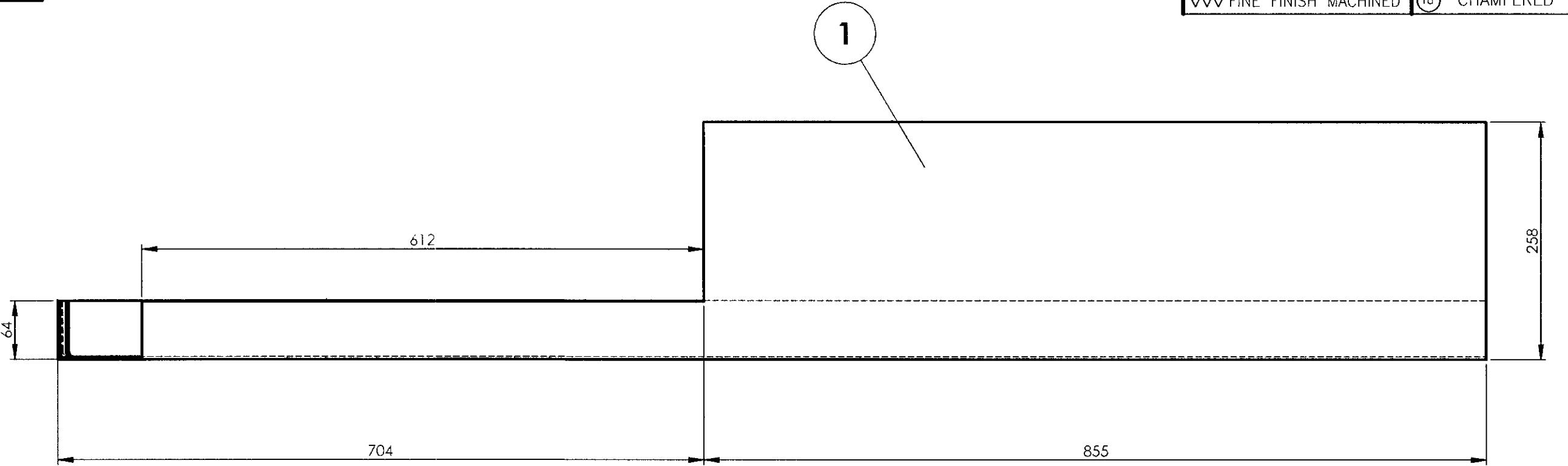
REF.DRG.NO.

30	07-2025	
DATE OF LATEST ALT.	DATE OF FIRST ISSUE	AME/SME

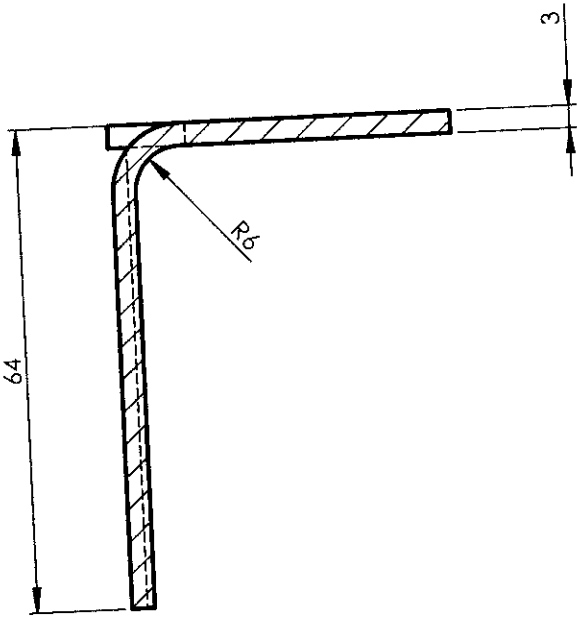
AAE15041

▽ ROUGH MACHINED	① ROUGH CLEANED
▽▽ FINISH MACHINED	①② BURRS REMOVED
▽▽▽ FINE FINISH MACHINED	①③ CHAMFERED

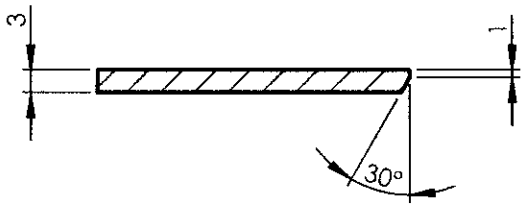
REVISIONS			
ALT.	ZONE	DESCRIPTION	APPROVED & DATE



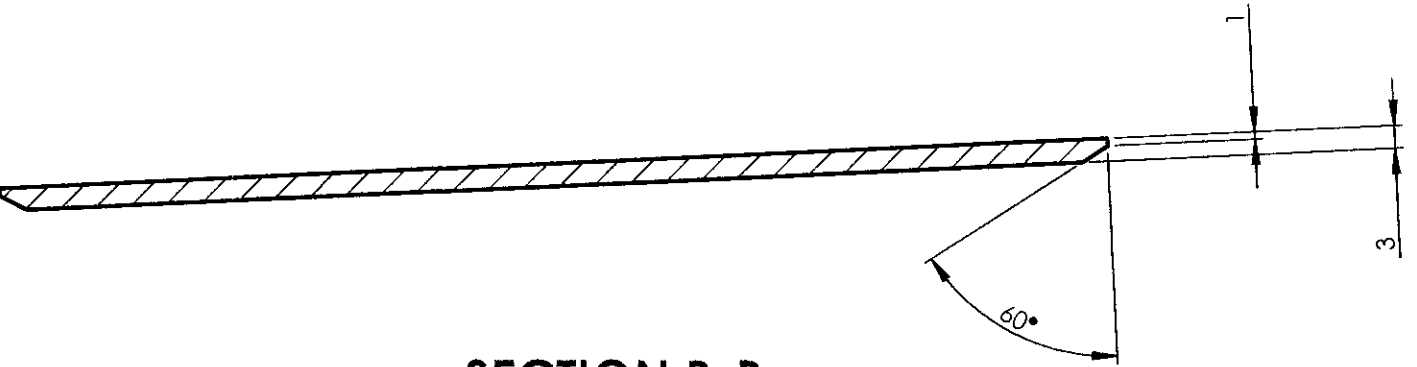
ISOMETRIC VIEW



SECTION A-A
SCALE 1 : 1



SECTION C-C
SCALE 1 : 1



SECTION B-B
SCALE 1 : 1

1	FLANGE	3 x 558 x 1614	1		RDSO/SPEC C-K201 X2CrNi12	16.262	
QTY	DESCRIPTION	DIMENSIONS	ITEM NO.	REF. DRGS	MATL.SPEC.	WT/UNIT IN KGS	REMARKS
GROUP: 1-5 End Construction				SURFACE AREA IN Sq.m.: 1.373		WT/ASSY IN Kgs:	
FLANGE					SCALE 1:5	SSE/D	B. Senthil
					ALT	CHD	
					ALT	ALTD	
					DRN	MAHESH	
INDIAN RAILWAY STANDARDS				SHEET 1 OF 1		AAE15041	
INTEGRAL COACH FACTORY, CHENNAI - 600038						A2	

ALL DIMENSIONS ARE IN mm UNLESS OTHERWISE SPECIFIED. FOR UNTOLERANCED DIMENSIONS AND ROUGHNESS VALUES, REFER DRAWING NO. ICF/STD-9-0-001. ANY MANUAL ALTERATION SHALL AUTOMATICALLY RENDER THIS DRAWING INVALID. WELDING SYMBOLS ARE AS PER IS813-1986. WEIGHT GIVEN IN DRAWING IS FOR INDICATIVE PURPOSE ONLY.

AAE15041

▽ ROUGH MACHINED
▽▽ FINISH MACHINED
▽▽▽ FINE FINISH MACHINED

① ROUGH CLEANED
①b BURRS REMOVED
①B CHAMFERED

REVISIONS

ALT.	ZONE	DESCRIPTION	APPROVED & DATE

1

64

612

704

855

258

1559

151.5

188

188

760

10

147

50

79.5

1.5

93

46

10.5

60°

Ø 150, 3 HOLES

Ø 42, 2 HOLES

124

1548

248

A

B

C

64

248

3

258

ISOMETRIC VIEW

SECTION A-A
SCALE 1 : 1

SECTION B-B
SCALE 1 : 1

SECTION C-C
SCALE 1 : 1

INDIAN RAILWAY STANDARDS
INTEGRAL COACH FACTORY, CHENNAI - 600038

GROUP: 1-5 End Construction

SURFACE AREA IN Sq.m.: 1.373

WT/ASSY IN Kgs:

SCALE 1:5

SSE/D

CHD

ALT

ALTD

GRN

MAHESH

INDIAN RAILWAY STANDARDS
INTEGRAL COACH FACTORY, CHENNAI - 600038

SHEET 1 OF 1

AAE15041

A2

REF.DRG.NO.

30-07-2025

AME/SME

DATE OF LATEST ALT

DATE OF FIRST ISSUE

INDIAN RAILWAY STANDARDS
INTEGRAL COACH FACTORY, CHENNAI - 600038

SHEET 1 OF 1

AAE15041

A2

ALL DIMENSIONS ARE IN MM UNLESS OTHERWISE SPECIFIED. FOR UNTOLERANCED DIMENSIONS AND ROUGHNESS VALUES, REFER DRAWING NO. ICF/STD-9-0001. ANY MANUAL ALTERATION SHALL AUTOMATICALLY RENDER THIS DRAWING INVALID. WELDING SYMBOLS ARE AS PER IS:813-1986. WEIGHT GIVEN IN DRAWING IS FOR INDICATIVE PURPOSE ONLY.

AAE15042

▽ ROUGH MACHINED
▽▽ FINISH MACHINED
▽▽▽ FINE FINISH MACHINED

① ROUGH CLEANED
② BURRS REMOVED
③ CHAMFERED

REVISIONS

ALT.	ZONE	DESCRIPTION	APPROVED & DATE

1

855 612 1559

760 188 188 151.5 124 46 10 147 49 1.5 79.5 1548

Φ 150, 3 HOLES
Φ 42, 2 HOLES
(R15)
93°
10.5

248

64

3

R6

SECTION A-A
SCALE 1 : 2

SECTION B-B
SCALE 1 : 1

SECTION C-C
SCALE 1 : 1

ISOMETRIC VIEW

1	FLANGE	3 x 558 x 1414	1		RDSO/SPEC C-K201 X2CrNi12	14.262	
QTY	DESCRIPTION	DIMENSIONS	ITEM NO.	REF. DRGS	MATL.SPEC.	WT/UNIT IN KGS	REMARKS
GROUP: 1-5 End Construction		SURFACE AREA IN Sq.m.: 0.995		WT/ASSY IN Kgs:			
FLANGE				SCALE 1:5	SSE, D	B. Mahesh	
				CHD			
				ALT	ALTD		
				DRN	MAHESH		
INDIAN RAILWAY STANDARDS INTEGRAL COACH FACTORY, CHENNAI - 600038				SHEET 1 OF 1		AAE15042 A2	

REF.DRG.NO.

3007-2025

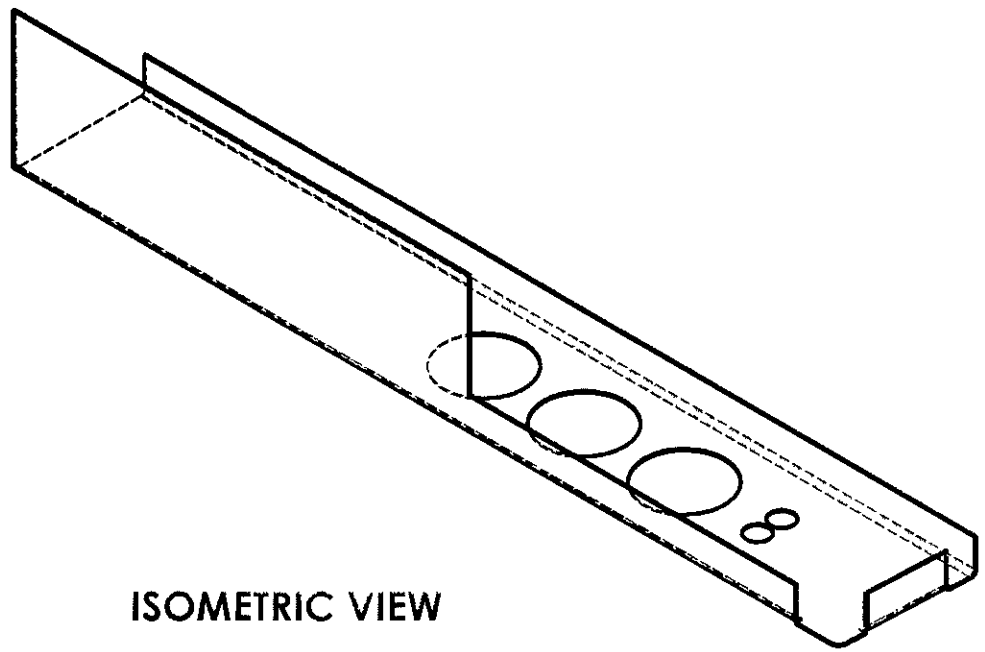
AME/SME

DATE OF LATEST ALT.



DATE OF FIRST ISSUE

ALL DIMENSIONS ARE IN mm UNLESS OTHERWISE SPECIFIED. FOR UNTOLERANCED DIMENSIONS AND ROUGHNESS VALUES, REFER DRAWING NO. ICF/STD-9-0001. ANY MANUAL ALTERATION SHALL AUTOMATICALLY RENDER THIS DRAWING INVALID. WELDING SYMBOLS ARE AS PER IS:813-1986. WEIGHT GIVEN IN DRAWING IS FOR INDICATIVE PURPOSE ONLY.

REVISIONS			
ALT.	ZONE	DESCRIPTION	APPROVED & DATE



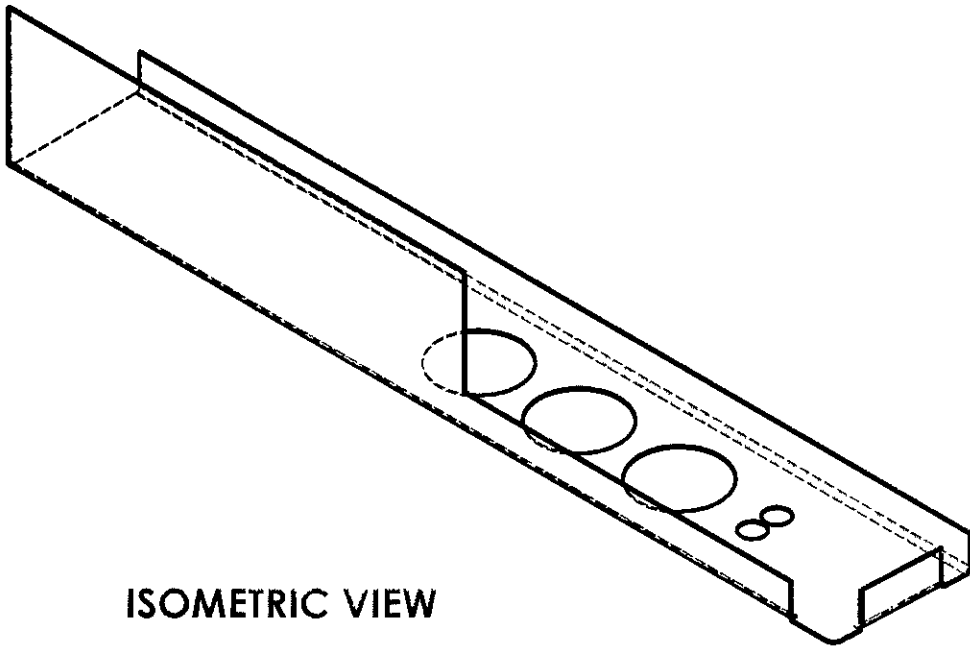
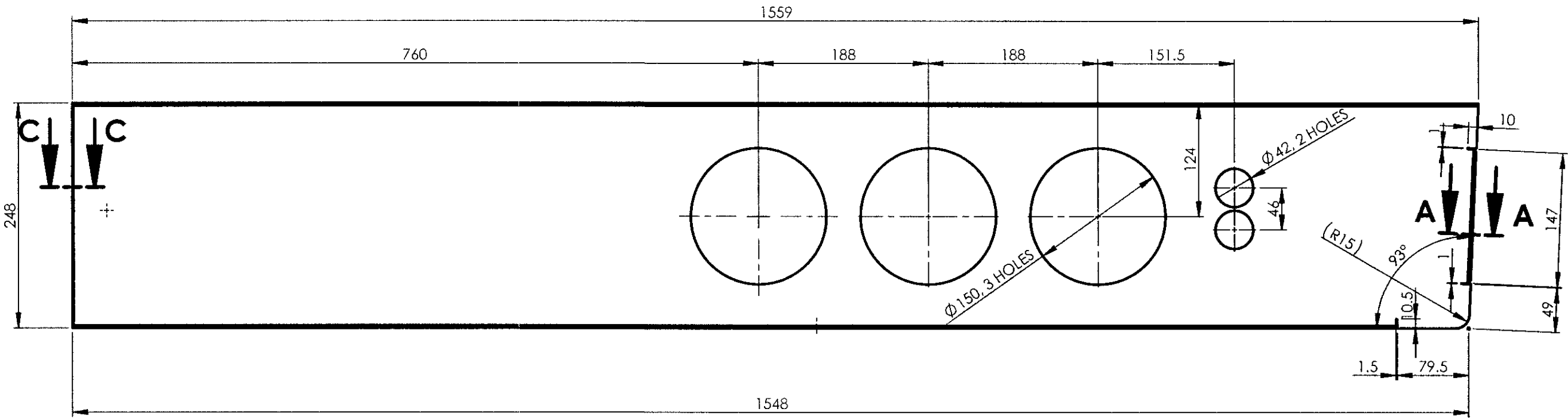
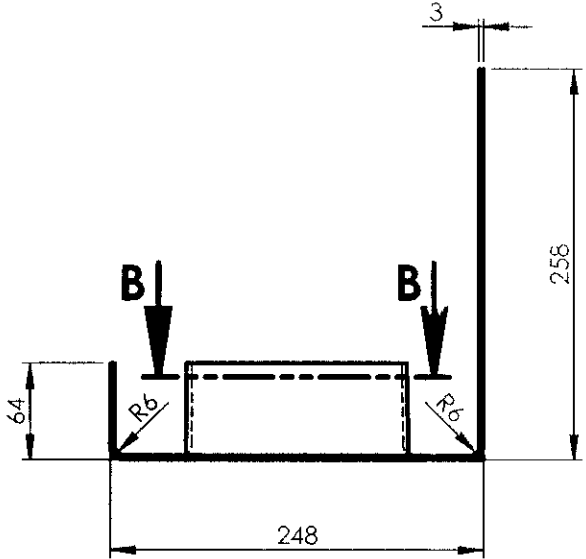
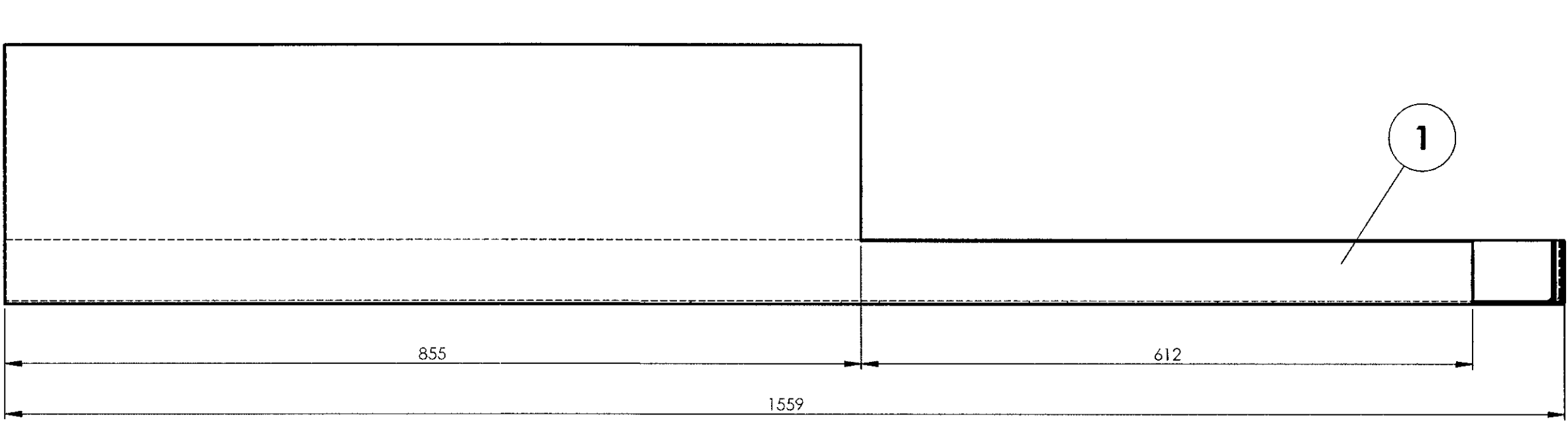
SECTION C-C
SCALE 1 : 1

1	FLANGE	3 x 558 x 1414	1		RDSO/SPEC C-K201 X2CrNi12	14.262	
QTY	DESCRIPTION	DIMENSIONS	ITEM NO.	REF. DRGS	MATL SPEC.	WT/UNIT IN KGS	REMARKS
GROUP: 1-5 End Construction		SURFACE AREA IN Sq.m.: 0.995			WT/ASSY IN Kgs:		
FLANGE					SCALE 1:5	SSE: D	
						CHD	
					ALT	ALTD	
						DRN	MAHESH
INDIAN RAILWAY STANDARDS INTEGRAL COACH FACTORY, CHENNAI - 600038				SHEET 1 OF 1			
					AAE15042		A2

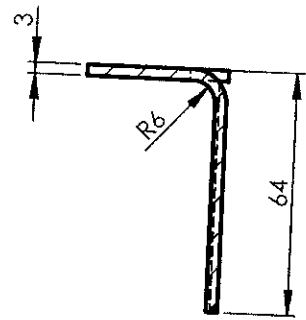
AAE15042

▽ ROUGH MACHINED	⊖1 ROUGH CLEANED
▽▽ FINISH MACHINED	⊖1a BURRS REMOVED
▽▽▽ FINE FINISH MACHINED	⊖1b CHAMFERED

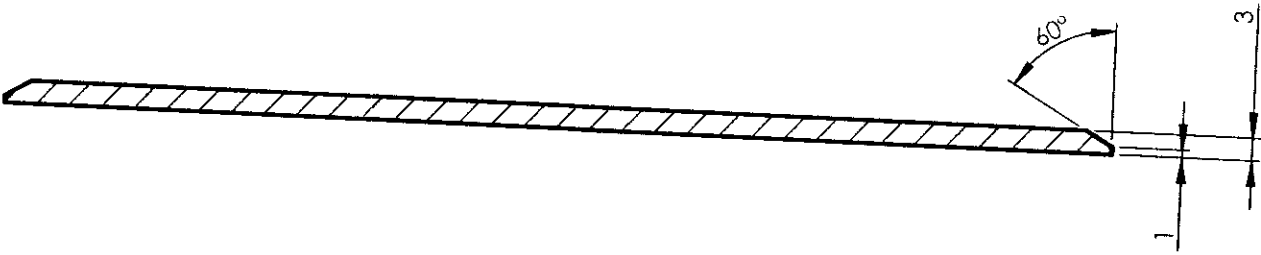
REVISIONS			
ALT.	ZONE	DESCRIPTION	APPROVED & DATE



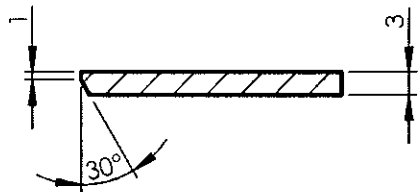
ISOMETRIC VIEW



SECTION A-A
SCALE 1 : 2



SECTION B-B
SCALE 1 : 1



SECTION C-C
SCALE 1 : 1

1	FLANGE	3 x 558 x 1414	1		RDSO/SPEC C-K201 X2CrNi12	16.262	
QTY	DESCRIPTION	DIMENSIONS	ITEM NO.	REF. DRGS	MATL.SPEC.	WT/UNIT IN KGS	REMARKS
GROUP: 1-5 End Construction				SURFACE AREA IN Sq.m.: 0.995		WT/ASSY IN Kgs:	
FLANGE					SCALE 1:5	SSE/D	R. [Signature]
						CHD	
					ALT	ALTD	
						DRN	MAHESH
INDIAN RAILWAY STANDARDS				SHEET 1 OF 1		AAE15042	
INTEGRAL COACH FACTORY, CHENNAI - 600038						A2	

ALL DIMENSIONS ARE IN mm UNLESS OTHERWISE SPECIFIED. FOR UNTOLERANCED DIMENSIONS AND ROUGHNESS VALUES, REFER DRAWING NO. ICF/STD-9-0-001. ANY MANUAL ALTERATION SHALL AUTOMATICALLY RENDER THIS DRAWING INVALID. WELDING SYMBOLS ARE AS PER IS813-1986. WEIGHT GIVEN IN DRAWING IS FOR INDICATIVE PURPOSE ONLY.

REF.DRG.NO.

DATE OF LATEST ALT.	30-07-2025	AME/SME
---------------------	------------	---------

AAE15043

▽ ROUGH MACHINED

▽▽ FINISH MACHINED

▽▽▽ FINE FINISH MACHINED

① ROUGH CLEANED

①b BURRS REMOVED

⑱ CHAMFERED

REVISIONS

ALT.

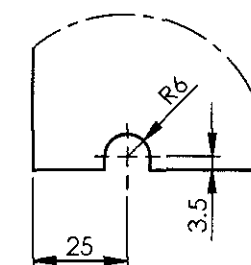
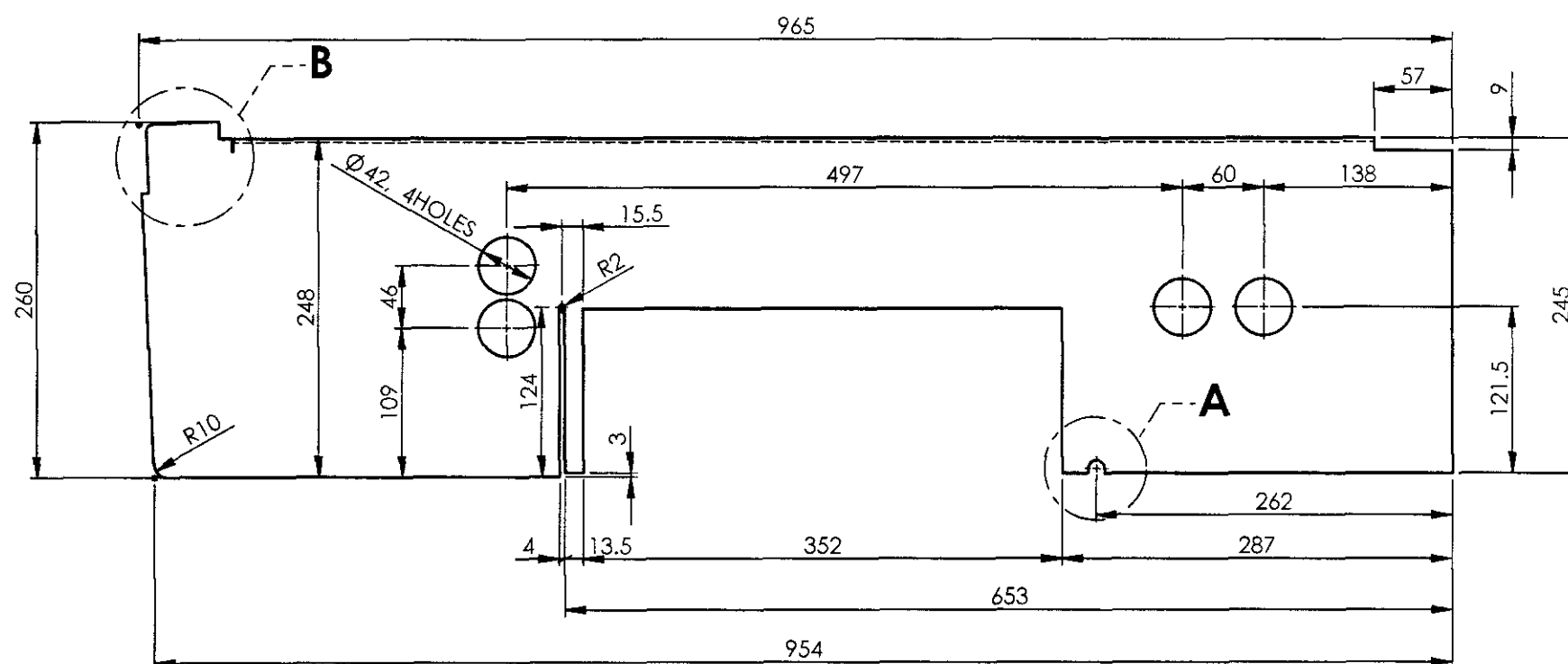
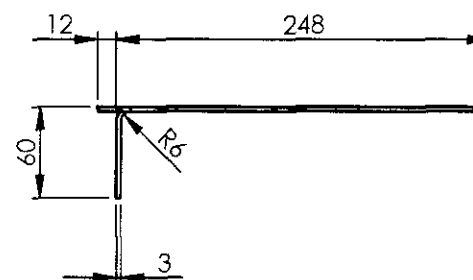
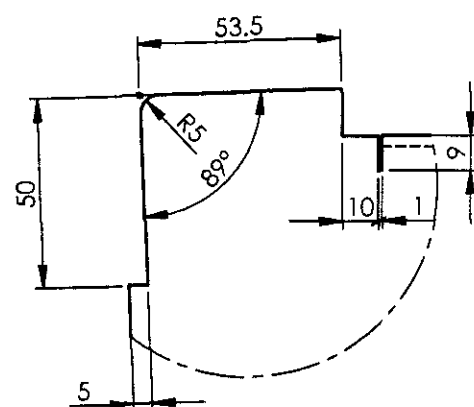
ZONE


DESCRIPTION

APPROVED &
DATE

1

839

DETAIL A
SCALE 1 : 2DETAIL B
SCALE 1 : 2

1	FLANGE	3 x 303 x 965	1		RDSO/SPEC C-K201 X2CrNi12	5.586	
QTY	DESCRIPTION	DIMENSIONS	ITEM NO.	REF. DRGS	MATL.SPEC.	WT/UNIT IN KGS	REMARKS
GROUP: 1-5 End Construction		SURFACE AREA IN Sq.m.:			WT/ASSY IN Kgs:		
FLANGE					SCALE	SSE/D	B Singh
					1:5	CHD	
					ALT.	ALTD	
					DRN	MAHESH	
INDIAN RAILWAY STANDARDS INTEGRAL COACH FACTORY, CHENNAI - 600038				SHEET 1 OF 1			
					AAE15043		A3

REF.DRG.NO.

DATE OF LATEST ALT.

30-07-2025

DATE OF FIRST ISSUE

AME/SME

ALL DIMENSIONS ARE IN mm UNLESS OTHERWISE SPECIFIED. FOR UNTOLERANCED DIMENSIONS AND ROUGHNESS VALUES, REFER DRAWING NO ICF/STD-9-0-001.
ANY MANUAL ALTERATION SHALL AUTOMATICALLY RENDER THIS DRAWING INVALID. WELDING SYMBOLS ARE AS PER IS: 813-1986.
WEIGHT GIVEN IN DRAWING IS FOR INDICATIVE PURPOSE ONLY

AAE15043

▽ ROUGH MACHINED

▽▽ FINISH MACHINED

▽▽▽ FINE FINISH MACHINED

① ROUGH CLEANED

①b BURRS REMOVED

⑱ CHAMFERED

REVISIONS

ALT.

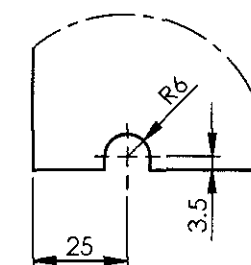
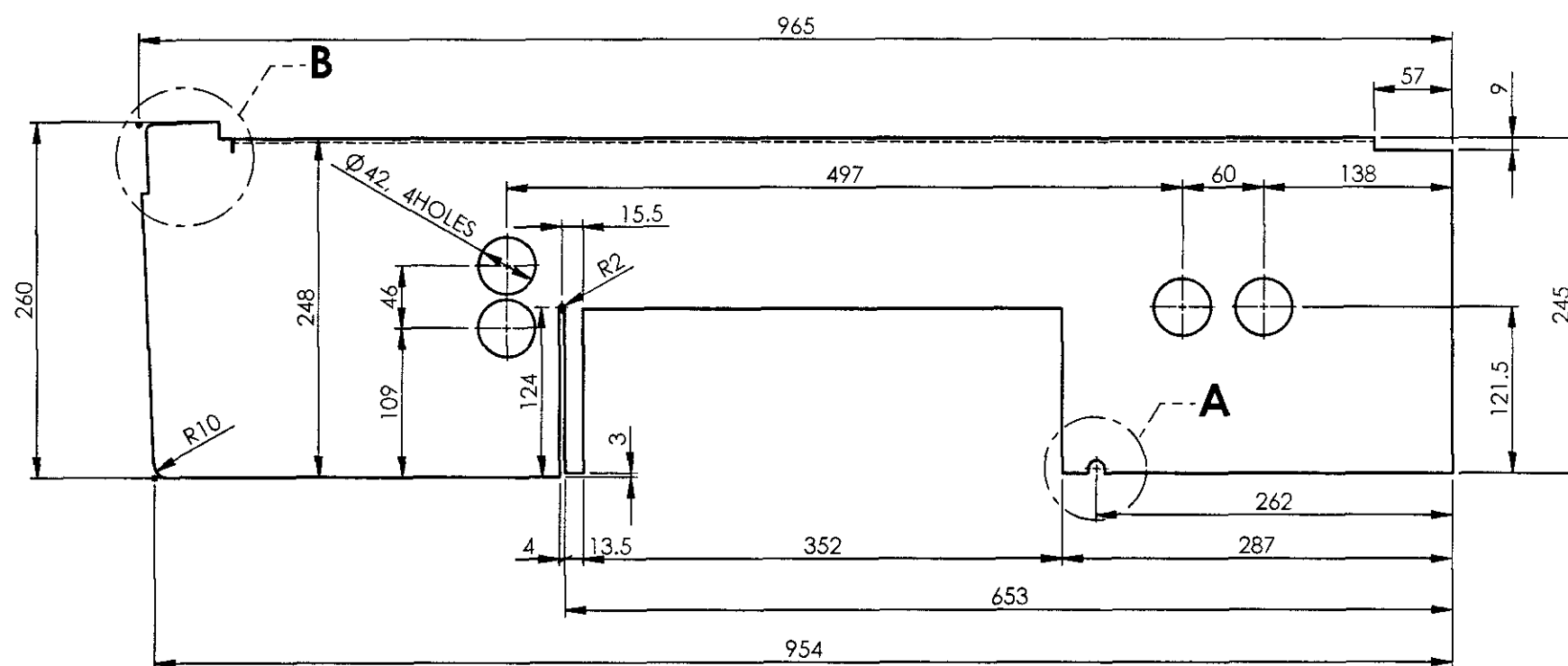
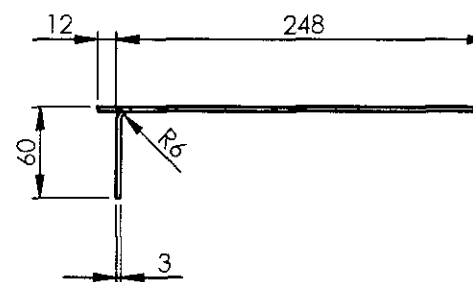
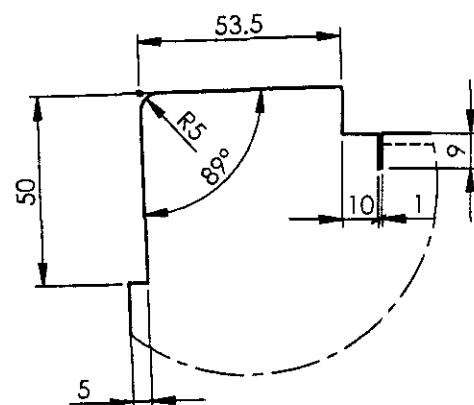
ZONE


DESCRIPTION

APPROVED &
DATE

1

839

DETAIL A
SCALE 1 : 2DETAIL B
SCALE 1 : 2

1	FLANGE	3 x 303 x 965	1		RDSO/SPEC C-K201 X2CrNi12	5.586	
QTY	DESCRIPTION	DIMENSIONS	ITEM NO.	REF. DRGS	MATL.SPEC.	WT/UNIT IN KGS	REMARKS
GROUP: 1-5 End Construction		SURFACE AREA IN Sq.m.:			WT/ASSY IN Kgs:		
FLANGE					SCALE	SSE/D	B Singh
					1:5	CHD	
					ALT.	ALTD	
					DRN	MAHESH	
INDIAN RAILWAY STANDARDS INTEGRAL COACH FACTORY, CHENNAI - 600038				SHEET 1 OF 1			
					AAE15043		A3

ALL DIMENSIONS ARE IN mm UNLESS OTHERWISE SPECIFIED. FOR UNTOLERANCED DIMENSIONS AND ROUGHNESS VALUES, REFER DRAWING NO ICF/STD-9-0-001.
ANY MANUAL ALTERATION SHALL AUTOMATICALLY RENDER THIS DRAWING INVALID. WELDING SYMBOLS ARE AS PER IS: 813-1986.
WEIGHT GIVEN IN DRAWING IS FOR INDICATIVE PURPOSE ONLY

REF.DRG.NO.

30-07-2025

DATE OF LATEST ALT.

DATE OF FIRST ISSUE

AME/SME

INDIAN RAILWAY STANDARDS

INTEGRAL COACH FACTORY, CHENNAI - 600038

SHEET
1 OF 1

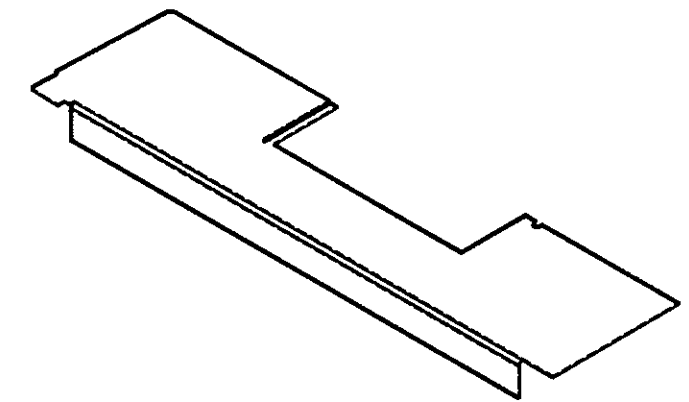
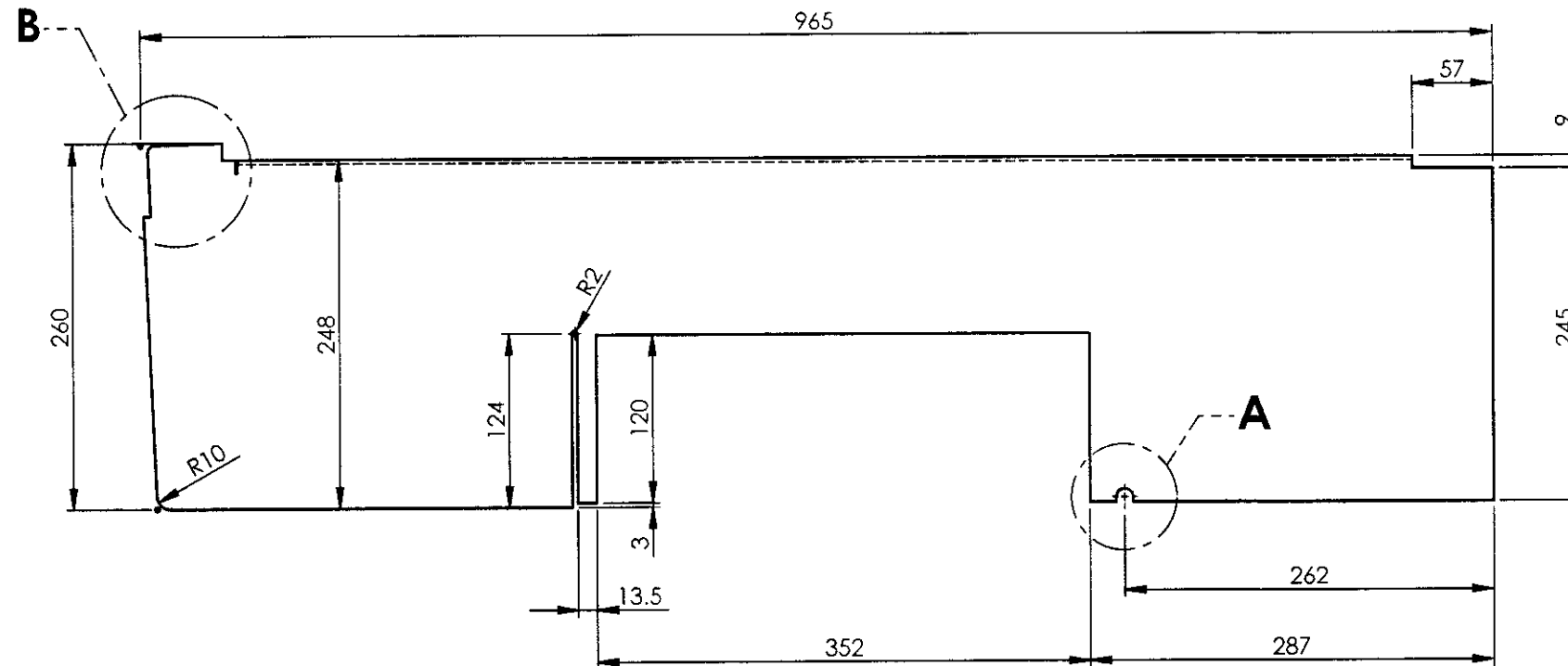
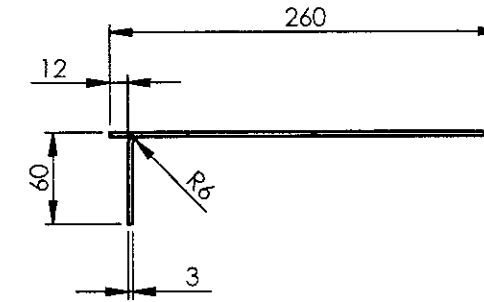
AAE15044

▽ ROUGH MACHINED	① ROUGH CLEANED
▽▽ FINISH MACHINED	①b BURRS REMOVED
▽▽▽ FINE FINISH MACHINED	⑱ CHAMFERED

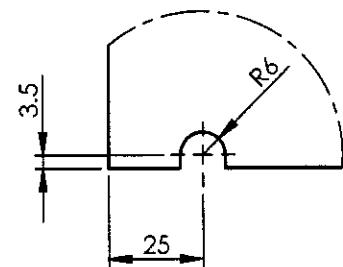
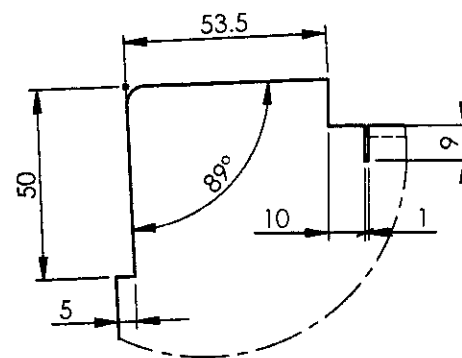
REVISIONS

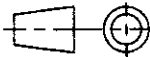
ALT.	ZONE	DESCRIPTION	APPROVED & DATE
------	------	-------------	-----------------

1



ISOMETRIC VIEW

DETAIL A
SCALE 1 : 2DETAIL B
SCALE 1 : 2

1	FLANGE	3x303x965	1		RDSO/SPEC C-K201 X2CrNi12	5.719	
QTY	DESCRIPTION	DIMENSIONS	ITEM NO.	REF. DRGS	MATL.SPEC.	WT/UNIT IN KGS	REMARKS
GROUP: 1-5 End Construction		SURFACE AREA IN Sq.m.:			WT/ASSY IN Kgs:		
FLANGE					SCALE	SSE/D	B. Anub
					1:5	CHD	
					ALT.	ALTD	
						DRN	MAHESH
INDIAN RAILWAY STANDARDS				SHEET 1 OF 1			
					AAE15044		A3
INTEGRAL COACH FACTORY CHENNAI - 600038							

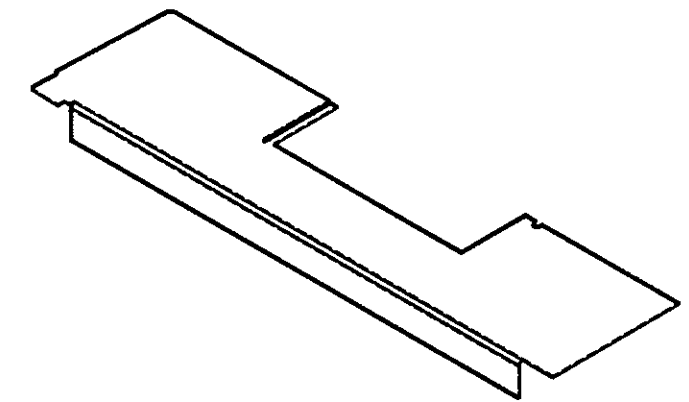
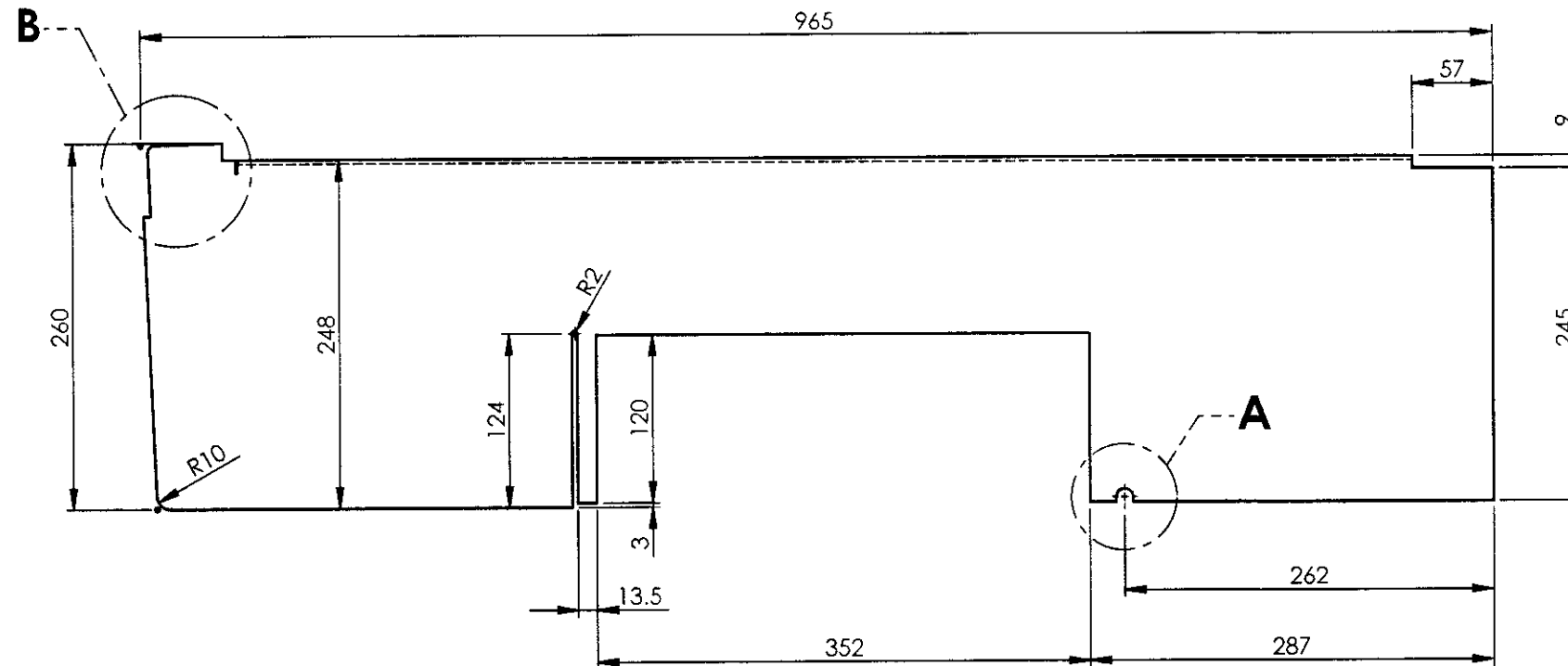
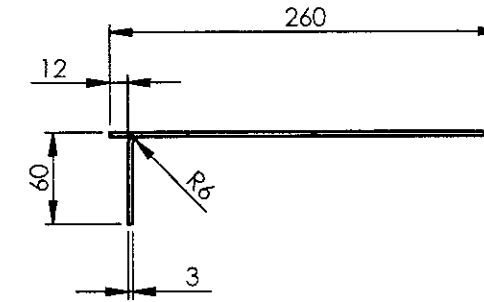
AAE15044

▽ ROUGH MACHINED	① ROUGH CLEANED
▽▽ FINISH MACHINED	①b BURRS REMOVED
▽▽▽ FINE FINISH MACHINED	⑱ CHAMFERED

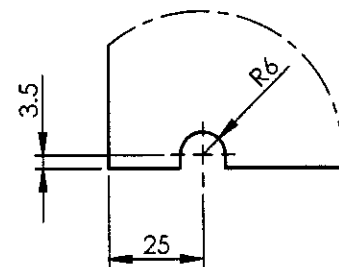
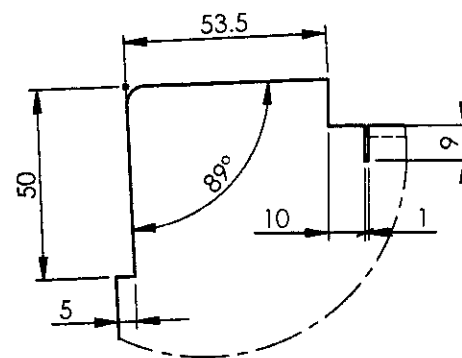
REVISIONS


ALT.	ZONE	DESCRIPTION	APPROVED & DATE
------	------	-------------	-----------------

1



ISOMETRIC VIEW

DETAIL A
SCALE 1 : 2DETAIL B
SCALE 1 : 2

1	FLANGE	3x303x965	1		RDSO/SPEC C-K201 X2CrNi12	5.719	
QTY	DESCRIPTION	DIMENSIONS	ITEM NO.	REF. DRGS	MATL.SPEC.	WT/UNIT IN KGS	REMARKS
GROUP: 1-5 End Construction		SURFACE AREA IN Sq.m.:			WT/ASSY IN Kgs:		
FLANGE					SCALE	SSE/D	B. Anub
					1:5	CHD	
					ALT.	ALTD	
						DRN	MAHESH
INDIAN RAILWAY STANDARDS				SHEET 1 OF 1			
INTEGRAL COACH FACTORY CHENNAI - 600038					AAE15044		A3

AAE15046

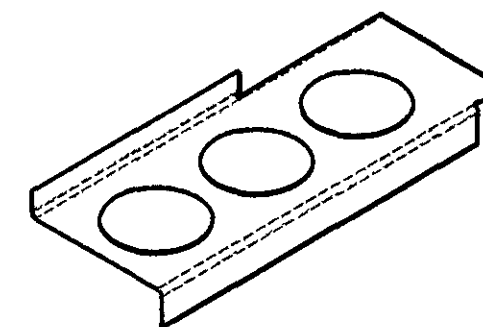

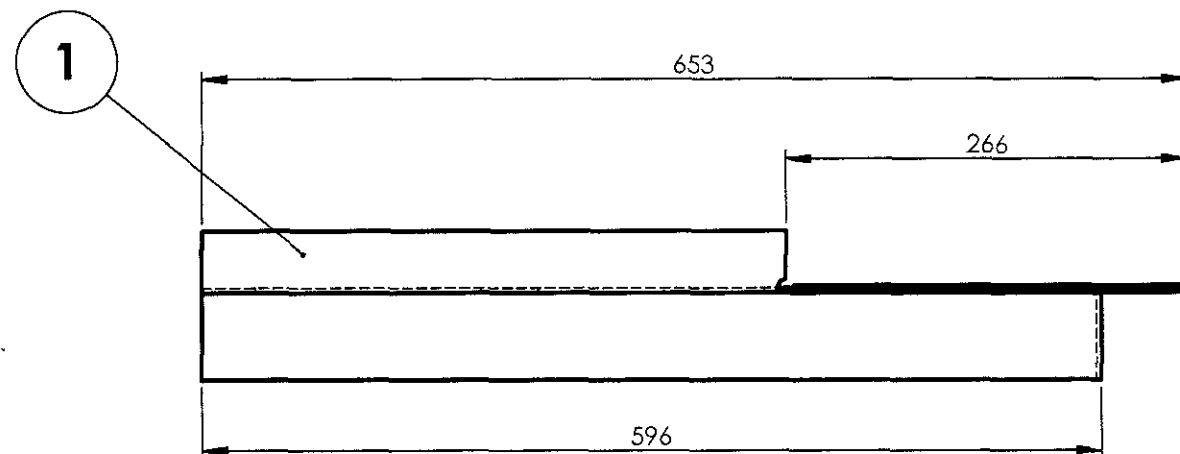
▽ ROUGH MACHINED	① ROUGH CLEANED
▽▽ FINISH MACHINED	①b BURRS REMOVED
▽▽▽ FINE FINISH MACHINED	①s CHAMFERED

REVISIONS

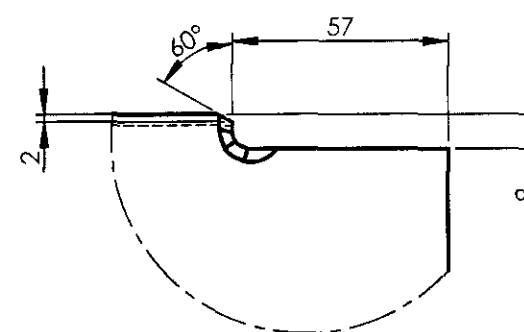
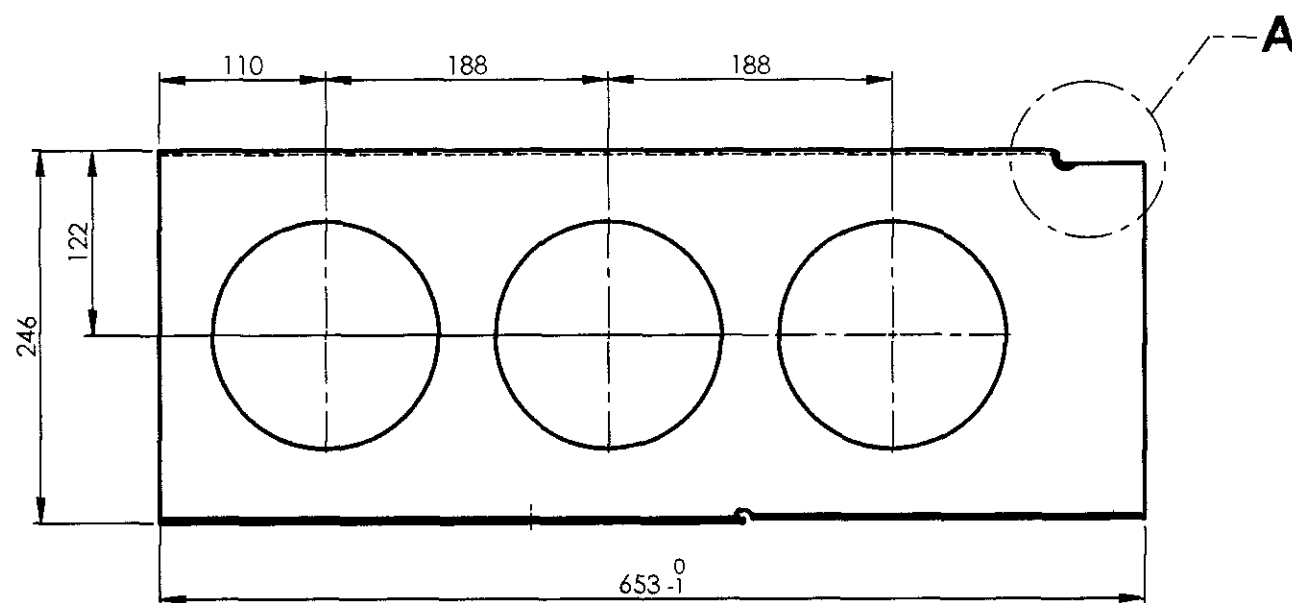
ALT.

ZONE

DESCRIPTION

APPROVED &
DATE


ISOMETRIC VIEW

DETAIL A
SCALE 1 : 2

ALL DIMENSIONS ARE IN mm UNLESS OTHERWISE SPECIFIED. FOR UNTOLERANCED DIMENSIONS AND ROUGHNESS VALUES, REFER DRAWING NO ICF/STD-9-0-001.
ANY MANUAL ALTERATION SHALL AUTOMATICALLY RENDER THIS DRAWING INVALID. WELDING SYMBOLS ARE AS PER EN ISO 2553.
WEIGHT GIVEN IN DRAWING IS FOR INDICATIVE PURPOSE ONLY

REF.DRG.NO.

	201-07-25	
DATE OF LATEST ALT.	DATE OF FIRST ISSUE	AME/SME

1	FLANGE LH	3x335x453	1		RDSO SPEC C-K201 X2 Cr Ni 12	3.64	
QTY.	DESCRIPTION	DIMENSIONS	ITEM NO.	REF. DRGS	MATL.SPEC.	WT/UNIT IN KGS	REMARKS
GROUP: 1-5 End Construction		SURFACE AREA IN Sq.m.:			WT/ASSY IN Kgs:		
FLANGE LH					SCALE	SSE/D	R Suresh
					1:5	CHD	
					ALT.	ALTD	B.Suresh
						DRN	
INDIAN RAILWAY STANDARDS INTEGRAL COACH FACTORY, CHENNAI - 600038				SHEET 1 OF 1			
					AAE15046		A3

AAE15046

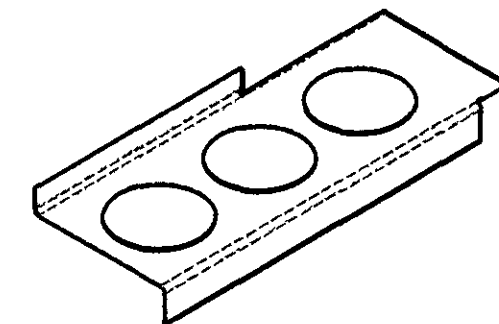
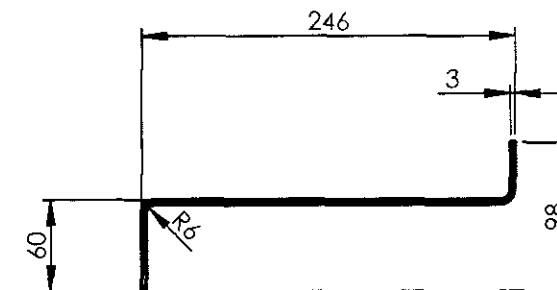
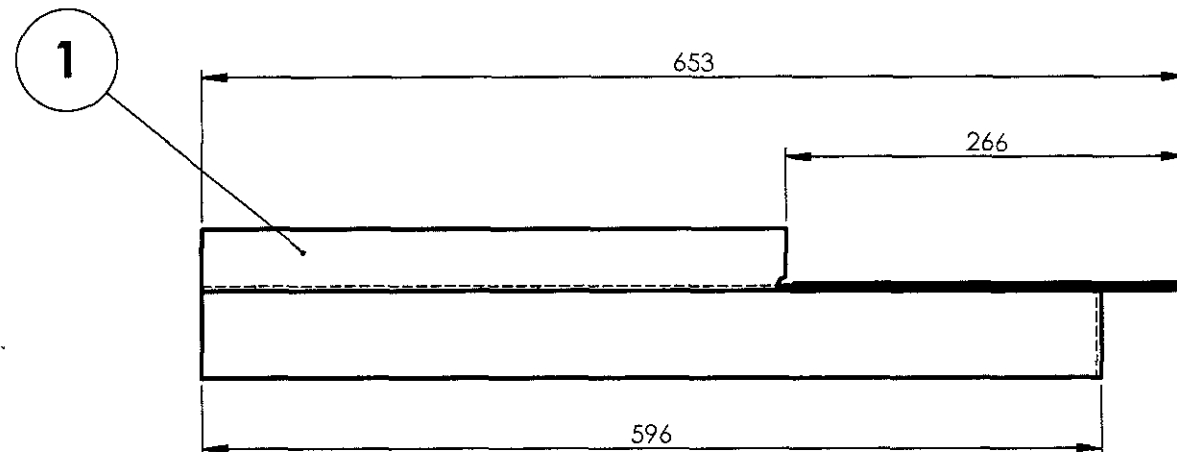
▽ ROUGH MACHINED	① ROUGH CLEANED
▽▽ FINISH MACHINED	①b BURRS REMOVED
▽▽▽ FINE FINISH MACHINED	①s CHAMFERED

REVISIONS

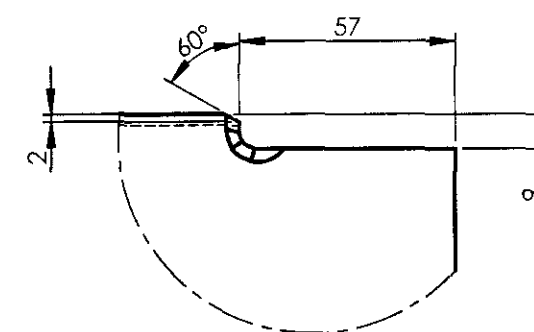
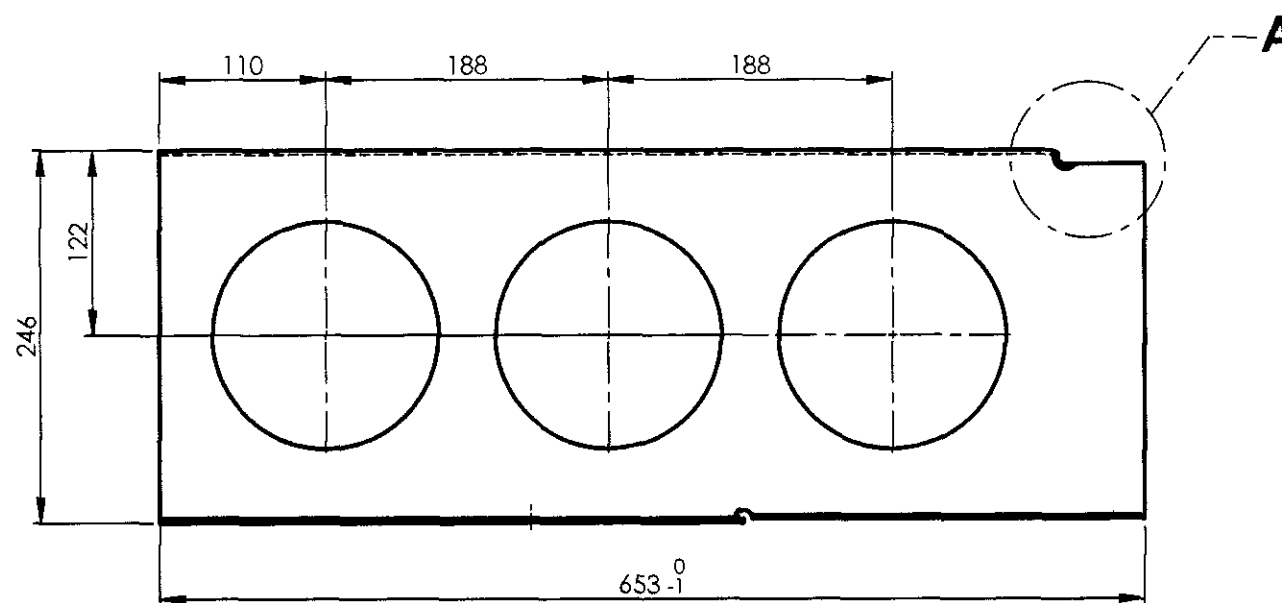
ALT.

ZONE

DESCRIPTION

APPROVED &
DATE

ISOMETRIC VIEW

DETAIL A
SCALE 1 : 2

ALL DIMENSIONS ARE IN mm UNLESS OTHERWISE SPECIFIED. FOR UNTOLERANCED DIMENSIONS AND ROUGHNESS VALUES, REFER DRAWING NO ICF/STD-9-0-001.
ANY MANUAL ALTERATION SHALL AUTOMATICALLY RENDER THIS DRAWING INVALID. WELDING SYMBOLS ARE AS PER EN ISO 2553.
WEIGHT GIVEN IN DRAWING IS FOR INDICATIVE PURPOSE ONLY

REF.DRG.NO.

	201-07-25	
DATE OF LATEST ALT.	DATE OF FIRST ISSUE	AME/SME

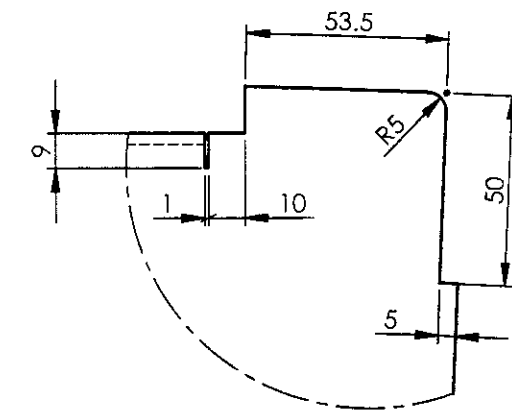
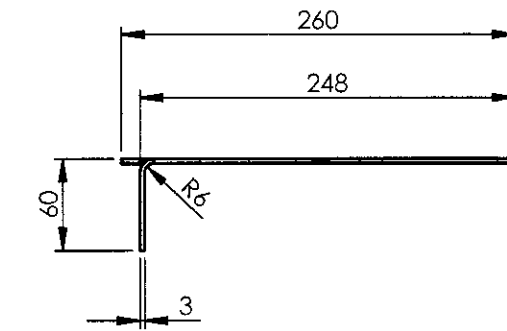
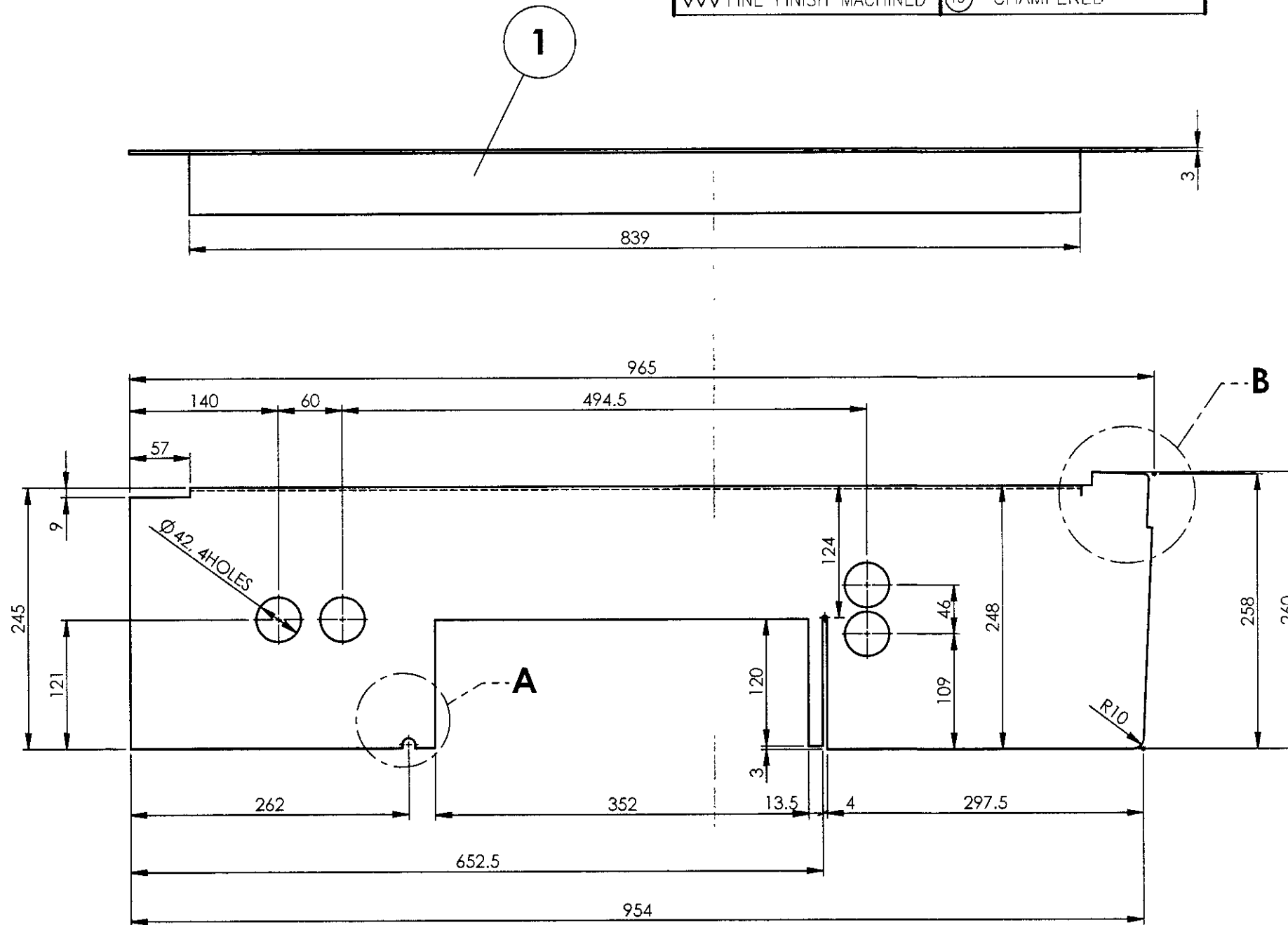
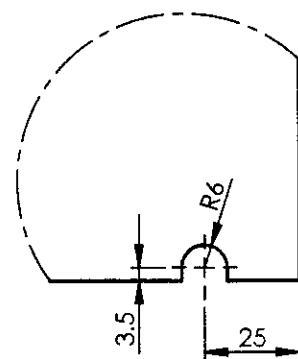
1	FLANGE LH	3x335x453	1		RDSO SPEC C-K201 X2 Cr Ni 12	3.64	
QTY.	DESCRIPTION	DIMENSIONS	ITEM NO.	REF. DRGS	MATL.SPEC.	WT/UNIT IN KGS	REMARKS
GROUP: 1-5 End Construction				SURFACE AREA IN Sq.m.:		WT/ASSY IN Kgs:	
FLANGE LH					SCALE 1:5	SSE/D CHD	B. Suresh
					ALT.	ALTD	
						DRN	B.Suresh
INDIAN RAILWAY STANDARDS				SHEET 1 OF 1		AAE15046	
INTEGRAL COACH FACTORY, CHENNAI - 600038						A3	

AAE15047

▽ ROUGH MACHINED	① ROUGH CLEANED
▽▽ FINISH MACHINED	①b BURRS REMOVED
▽▽▽ FINE FINISH MACHINED	①B CHAMFERED

REVISIONS

ALT.	ZONE	DESCRIPTION	APPROVED & DATE
------	------	-------------	-----------------

DETAIL B
SCALE 1 : 2DETAIL A
SCALE 1 : 2

1	FLANGE	3 x 303 x 945	1		RDSO/SPEC C- K201 X2CrNi12	5.581	
QTY	DESCRIPTION	DIMENSIONS	ITEM NO.	REF. DRGS	MATL.SPEC.	WT/UNIT IN KGS	REMARKS
GROUP: 1-5 End Construction				SURFACE AREA IN Sq.m.:		WT/ASSY IN Kgs:	
FLANGE					SCALE 1:5	SSE/D	B. Suresh
					ALT.	CHD	
						ALTD	
INDIAN RAILWAY STANDARDS INTEGRAL COACH FACTORY, CHENNAI - 600038					DRN	B.Suresh	
					SHEET 1 OF 1		
AAE15047							A3

ALL DIMENSIONS ARE IN mm UNLESS OTHERWISE SPECIFIED. FOR UNTOLERANCED DIMENSIONS AND ROUGHNESS VALUES, REFER DRAWING NO ICF/STD-9-0-001.
ANY MANUAL ALTERATION SHALL AUTOMATICALLY RENDER THIS DRAWING INVALID. WELDING SYMBOLS ARE AS PER EN ISO 2553.
WEIGHT GIVEN IN DRAWING IS FOR INDICATIVE PURPOSE ONLY

REF.DRG.NO.

30-07-2025	
DATE OF LATEST ALT.	DATE OF FIRST ISSUE
AME/SME	

AAE15047

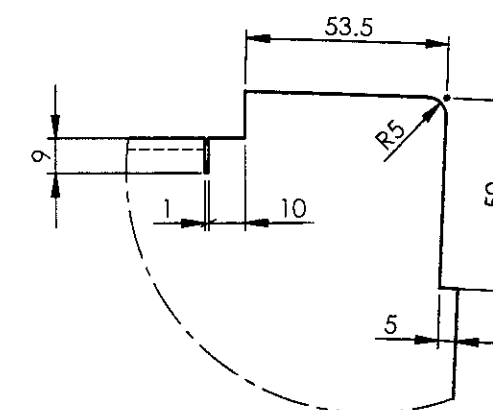
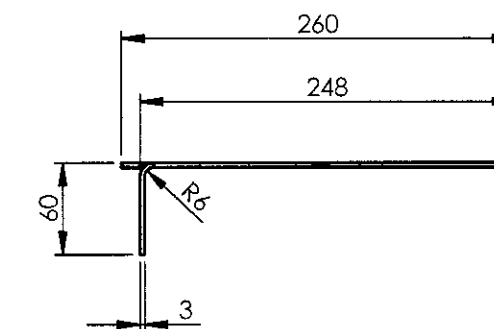
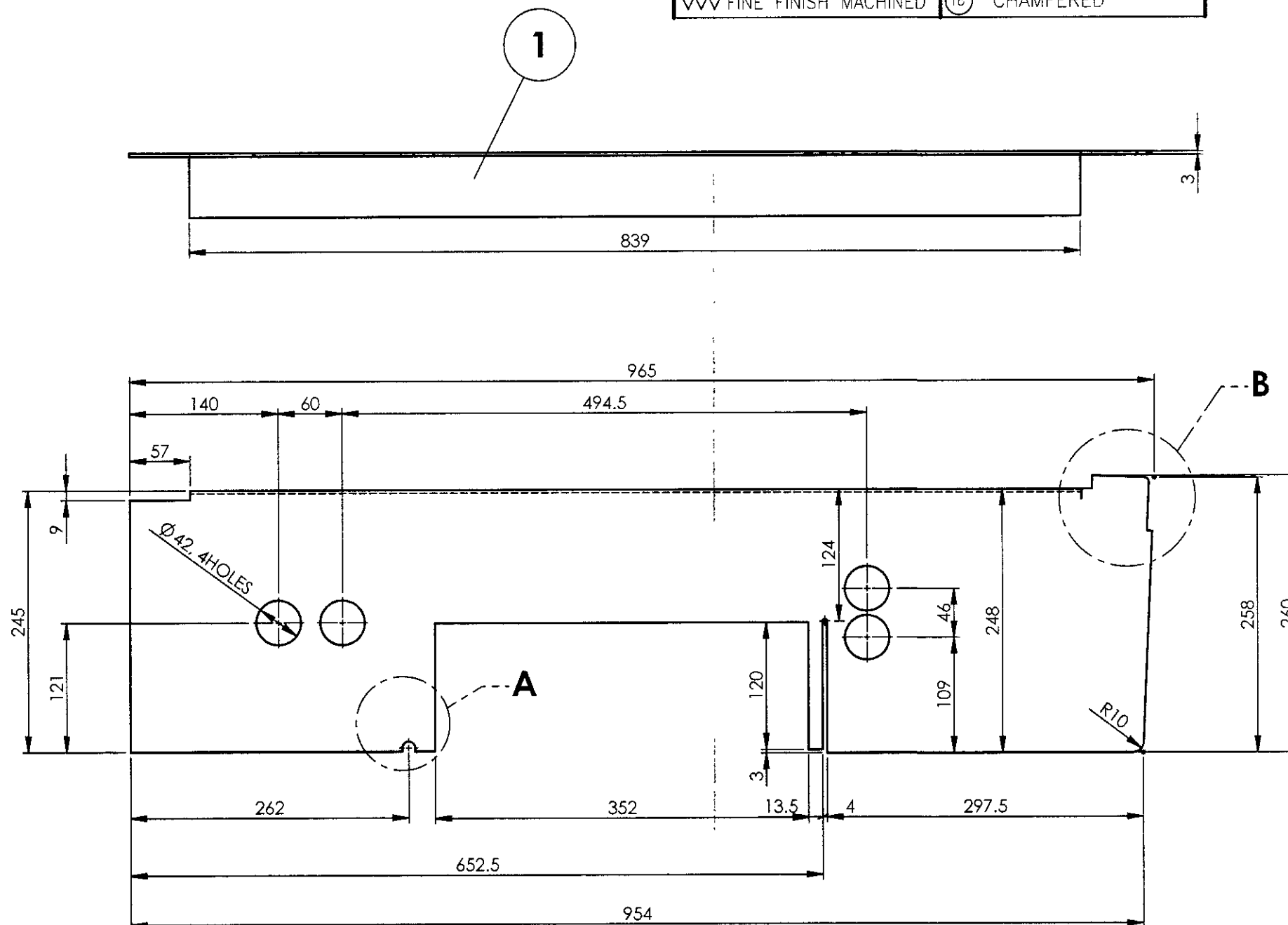
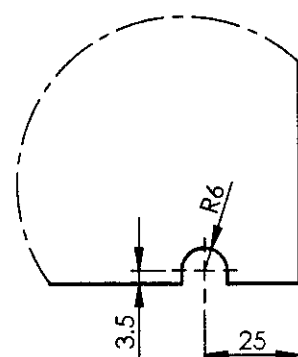
▽ ROUGH MACHINED	① ROUGH CLEANED
▽▽ FINISH MACHINED	①b BURRS REMOVED
▽▽▽ FINE FINISH MACHINED	①B CHAMFERED


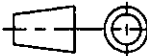
REVISIONS

ALT.

ZONE

DESCRIPTION

APPROVED &
DATEDETAIL B
SCALE 1 : 2DETAIL A
SCALE 1 : 2

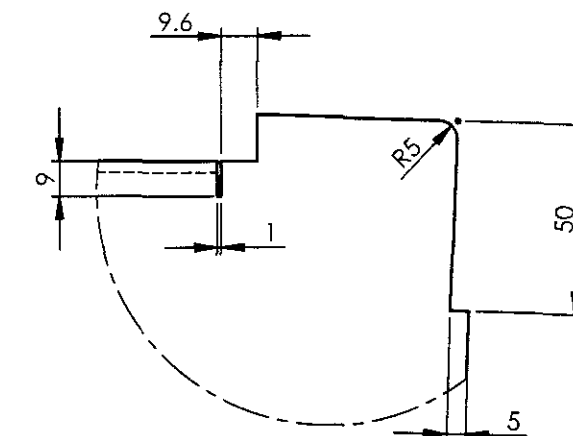
1	FLANGE	3 x 303 x 945	1		RDSO/SPEC C- K201 X2CrNi12	5.581	
QTY	DESCRIPTION	DIMENSIONS	ITEM NO.	REF. DRGS	MATL.SPEC.	WT/UNIT IN KGS	REMARKS
GROUP: 1-5 End Construction		SURFACE AREA IN Sq.m.:			WT/ASSY IN Kgs:		
FLANGE					SCALE	SSE/D	
					1:5	CHD	
					ALT.	ALTD	
						DRN	B.Suresh
INDIAN RAILWAY STANDARDS INTEGRAL COACH FACTORY, CHENNAI - 600038				SHEET 1 OF 1			
					AAE15047		A3


ALL DIMENSIONS ARE IN mm UNLESS OTHERWISE SPECIFIED. FOR UNTOLERANCED DIMENSIONS AND ROUGHNESS VALUES, REFER DRAWING NO ICF/STD-9-0-001.
ANY MANUAL ALTERATION SHALL AUTOMATICALLY RENDER THIS DRAWING INVALID. WELDING SYMBOLS ARE AS PER EN ISO 2553.
WEIGHT GIVEN IN DRAWING IS FOR INDICATIVE PURPOSE ONLY


REF.DRG.NO.

ANY MANUAL ALTERATION SHALL AUTOMATICALLY RENDER THIS DRAWING INVALID. WELDING SYMBOLS ARE AS PER EN ISO 2553.
WEIGHT GIVEN IN DRAWING IS FOR INDICATIVE PURPOSE ONLY

REVISIONS			
ALT.	ZONE	DESCRIPTION	APPROVED & DATE



	30-07-2025	
DATE OF LATEST ALT.	DATE OF FIRST ISSUE	AME/SME

	
AAE15048	A3

AAE15048

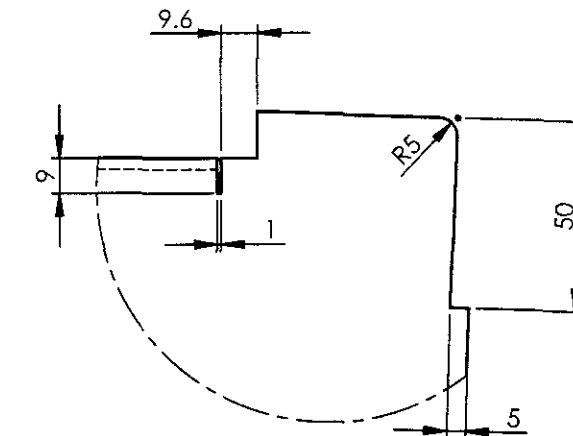
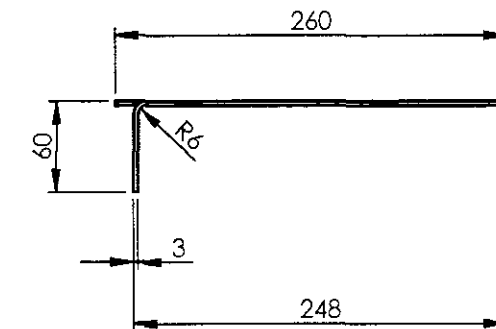
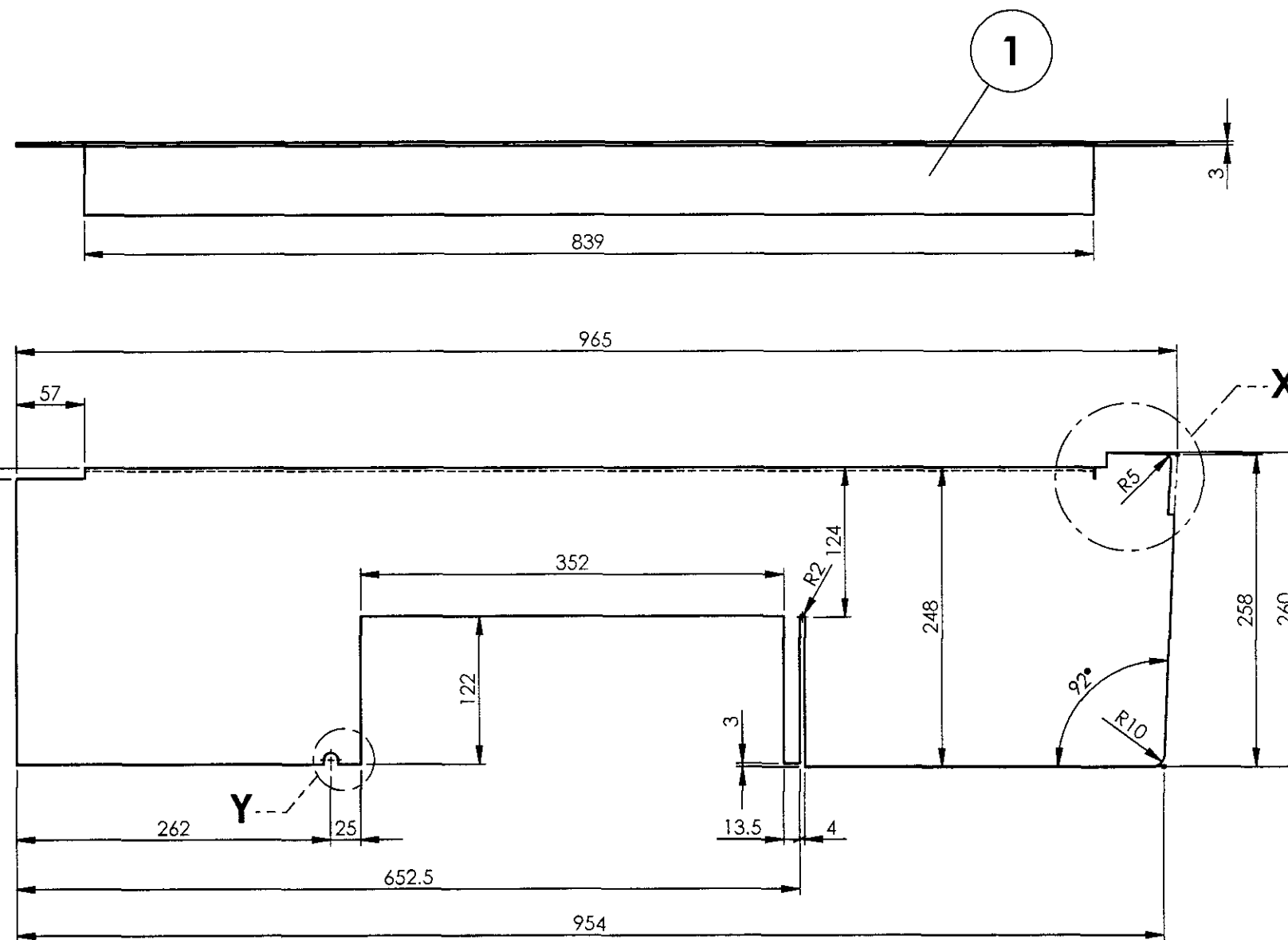
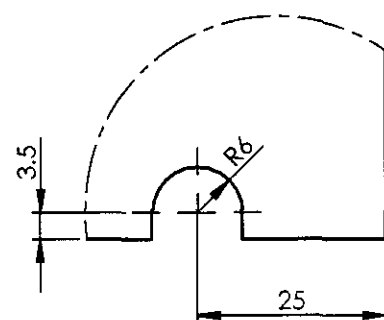
▽ ROUGH MACHINED	① ROUGH CLEANED
▽▽ FINISH MACHINED	①b BURRS REMOVED
▽▽▽ FINE FINISH MACHINED	①8 CHAMFERED

REVISIONS

ALT.

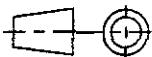
ZONE

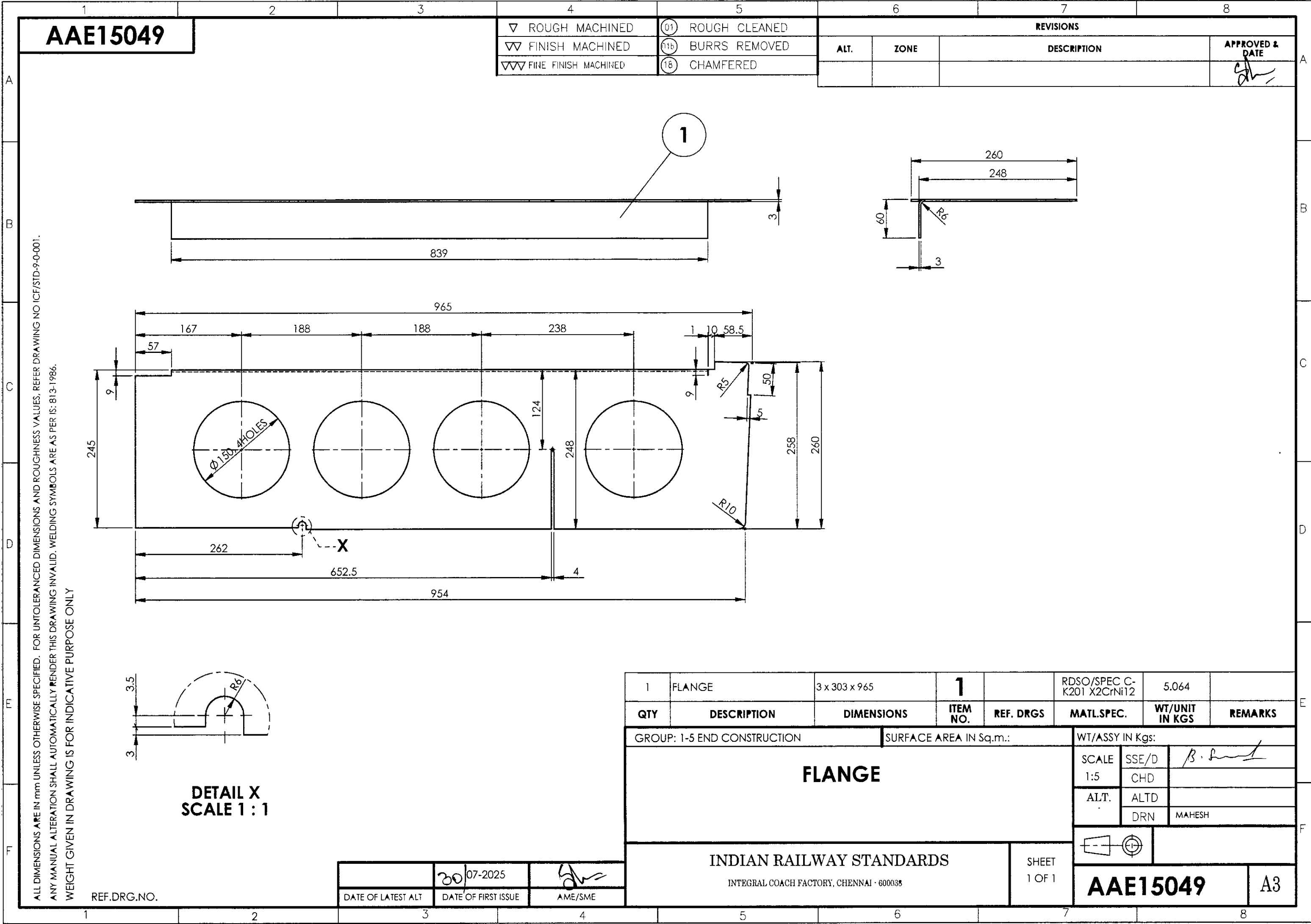
DESCRIPTION

APPROVED &
DATEDETAIL X
SCALE 1 : 2DETAIL Y
SCALE 1 : 1

REF.DRG.NO.

DATE OF LATEST ALT.	30-07-2025	AME/SME
---------------------	------------	---------

1	FLANGE	3 x 303 x 965	1		RDSO/SPEC C-K201 X2CrNi12	5.702	
QTY	DESCRIPTION	DIMENSIONS	ITEM NO.	REF. DRGS	MATL.SPEC.	WT/UNIT IN KGS	REMARKS
GROUP: 1-5 End Construction		SURFACE AREA IN Sq.m.:			WT/ASSY IN Kgs:		
FLANGE					SCALE	SSE/D	B. Suresh
					1:5	CHD	
					ALT.	ALTD	
					-	DRN	B.Suresh
INDIAN RAILWAY STANDARDS				SHEET 1 OF 1			
INTEGRAL COACH FACTORY, CHENNAI - 600038					AAE15048		A3



ALL DIMENSIONS ARE IN mm UNLESS OTHERWISE SPECIFIED. FOR UNTOLERANCED DIMENSIONS AND ROUGHNESS VALUES, REFER DRAWING NO ICF/STD-9-0-001.
ANY MANUAL ALTERATION SHALL AUTOMATICALLY RENDER THIS DRAWING INVALID. WELDING SYMBOLS ARE AS PER IS: 813:1986.
WEIGHT GIVEN IN DRAWING IS FOR INDICATIVE PURPOSE ONLY

AAE15049

▽ ROUGH MACHINED	① ROUGH CLEANED
▽▽ FINISH MACHINED	①①b BURRS REMOVED
▽▽▽ FINE FINISH MACHINED	①⑧ CHAMFERED

REVISIONS			
ALT.	ZONE	DESCRIPTION	APPROVED & DATE
			<i>[Signature]</i>

DETAIL X
SCALE 1 : 1

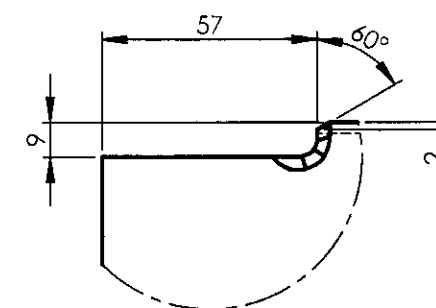
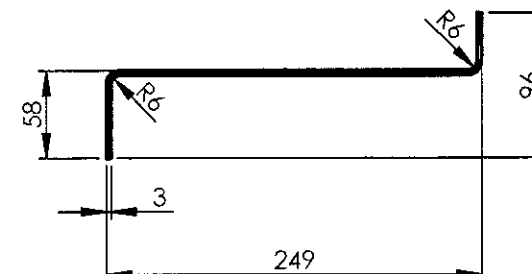
REF.DRG.NO.

	30/07-2025	<i>[Signature]</i>
DATE OF LATEST ALT	DATE OF FIRST ISSUE	AME/SME


1	FLANGE	3 x 303 x 965	1		RDSO/SPEC C- K201 X2CrNi12	5.064	
QTY	DESCRIPTION	DIMENSIONS	ITEM NO.	REF. DRGS	MATL.SPEC.	WT/UNIT IN KGS	REMARKS
GROUP: 1-5 END CONSTRUCTION		SURFACE AREA IN Sq.m.:			WT/ASSY IN Kgs:		
FLANGE					SCALE	SSE/D	
					1:5	CHD	
					ALT.	ALTD	
						DRN	MAHESH
INDIAN RAILWAY STANDARDS INTEGRAL COACH FACTORY, CHENNAI - 600038				SHEET 1 OF 1			
					AAE15049		A3

ALL DIMENSIONS ARE IN MILLIMETERS UNLESS OTHERWISE SPECIFIED. FOR UNLABLELLED DIMENSIONS AND ROUNDNESS VALUES, REFER DRAWING NO. 191012, 7-00001.
ANY MANUAL ALTERATION SHALL AUTOMATICALLY RENDER THIS DRAWING INVALID. WELDING SYMBOLS ARE AS PER EN ISO 2553.
WEIGHT GIVEN IN DRAWING IS FOR INDICATIVE PURPOSE ONLY

REVISIONS			
ALT.	ZONE	DESCRIPTION	APPROVED & DATE



ISOMETRIC VIEW

-	30-07-25	
DATE OF LATEST ALT.	DATE OF FIRST ISSUE	A.M.E./S.M.E.

AAE15050

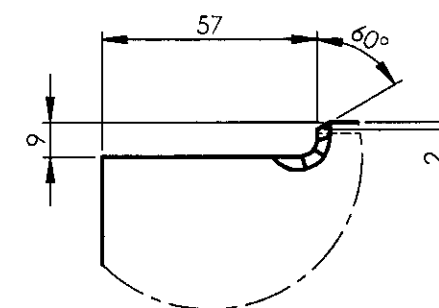
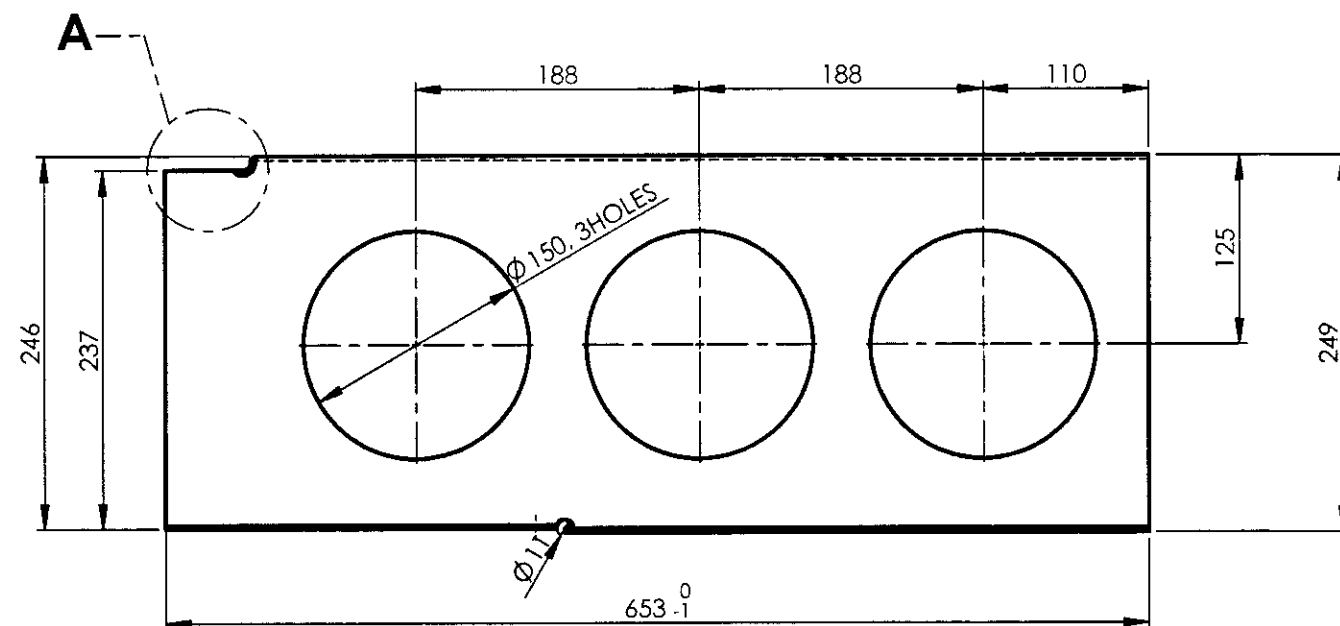
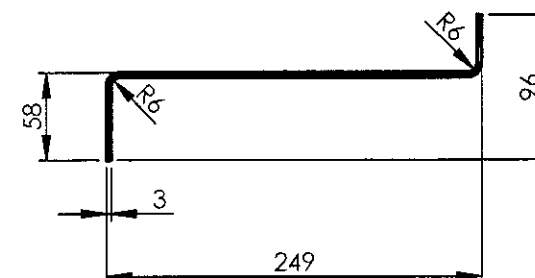
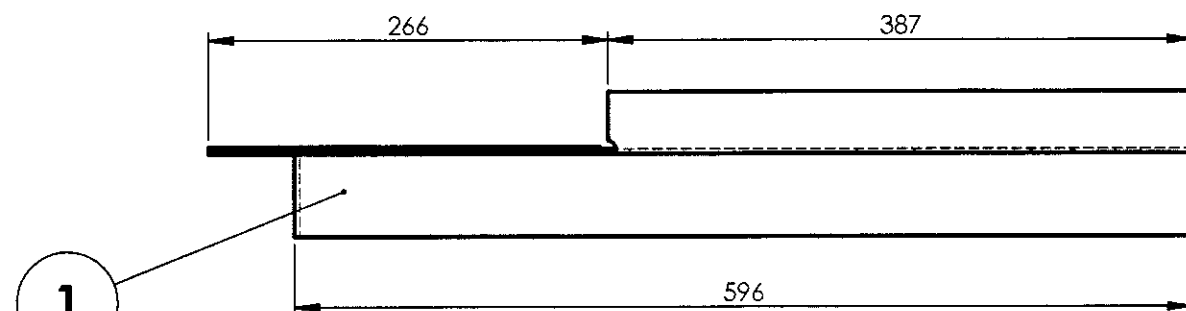
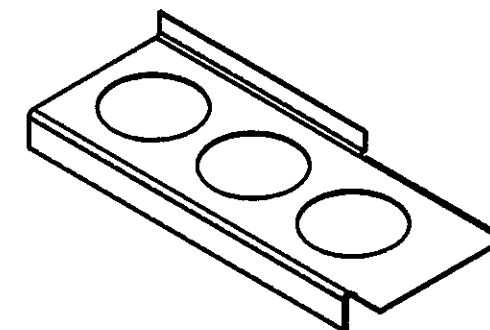
▽ ROUGH MACHINED	① ROUGH CLEANED
▽▽ FINISH MACHINED	①b BURRS REMOVED
▽▽▽ FINE FINISH MACHINED	⑱ CHAMFERED

REVISIONS

ALT.

ZONE

DESCRIPTION

APPROVED &
DATEDETAIL A
SCALE 1 : 2

ISOMETRIC VIEW

ALL DIMENSIONS ARE IN mm UNLESS OTHERWISE SPECIFIED. FOR UNTOLERANCED DIMENSIONS AND ROUGHNESS VALUES, REFER DRAWING NO ICF/STD-9-0-001.
ANY MANUAL ALTERATION SHALL AUTOMATICALLY RENDER THIS DRAWING INVALID. WELDING SYMBOLS ARE AS PER EN ISO 2553.
WEIGHT GIVEN IN DRAWING IS FOR INDICATIVE PURPOSE ONLY

REF.DRG.NO.LZ15107

-	30-07-25	
DATE OF LATEST ALT.	DATE OF FIRST ISSUE	A.M.E./S.M.E.

1	FLANGE RH	3x335x653	1		RDSO SPEC C-K201 X2 Cr Ni 12	3.65	
QTY	DESCRIPTION	DIMENSIONS	ITEM NO.	REF. DRGS	MATL.SPEC.	WT/UNIT IN KGS	REMARKS
GROUP: 1-5 End Construction				SURFACE AREA IN Sq.m.:		WT/ASSY IN Kgs:	
FLANGE RH					SCALE	SSE/D	
					1:5	CHD	
					ALT.	ALTD	
						DRN	B.Suresh
INDIAN RAILWAY STANDARDS INTEGRAL COACH FACTORY, CHENNAI - 600038					SHEET 1 OF 1		
					AAE15050		A3

AAE15065

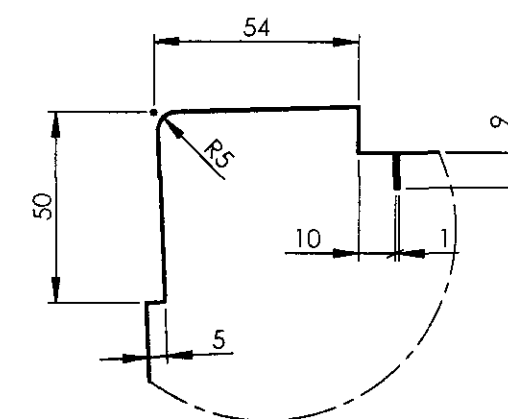
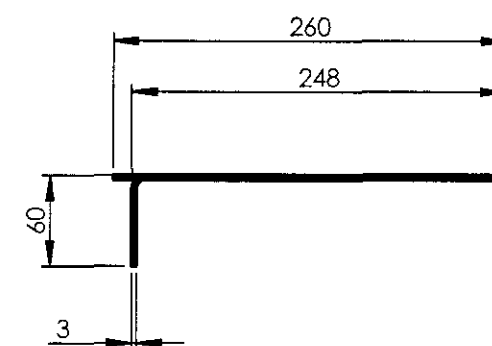
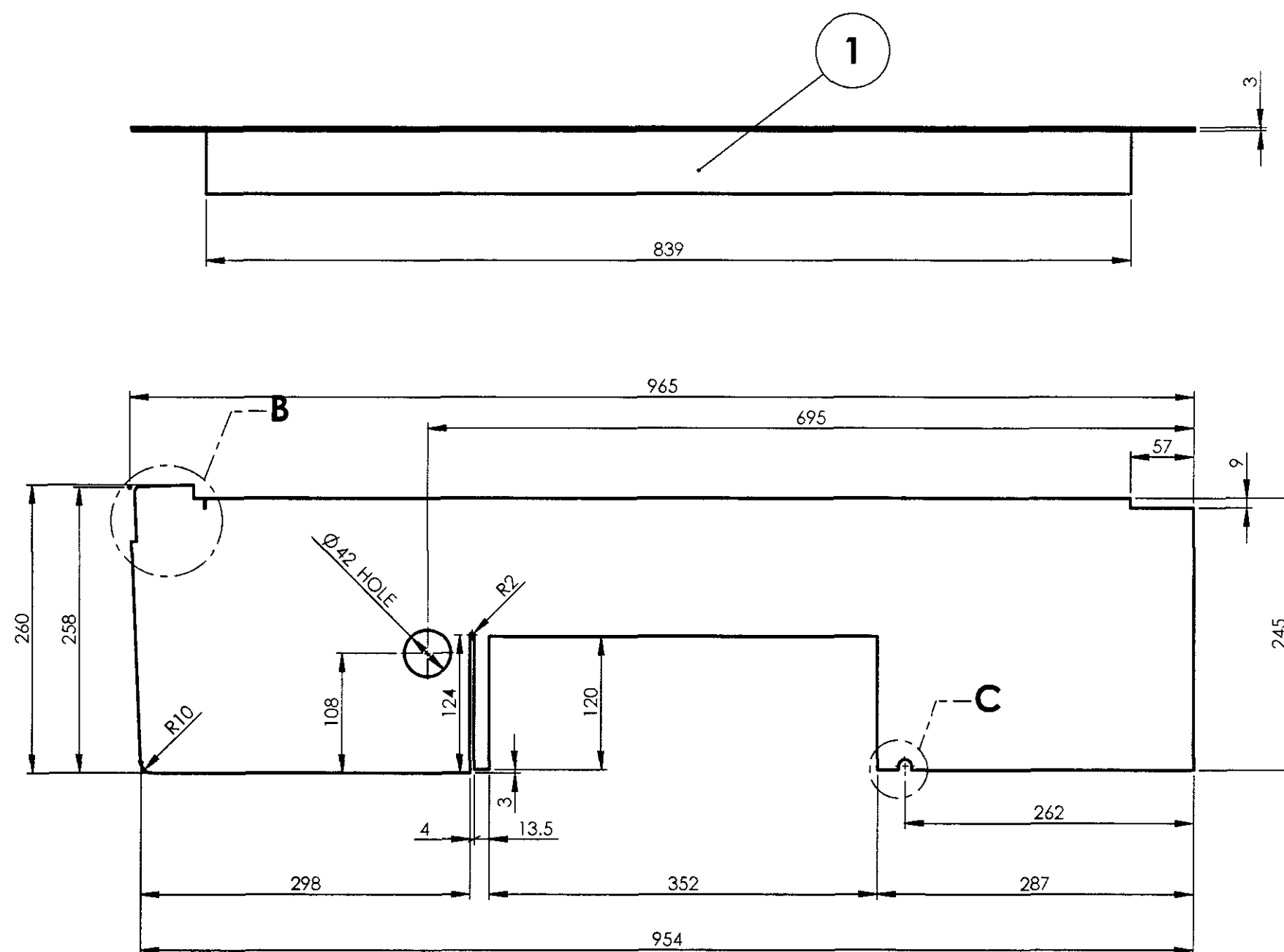
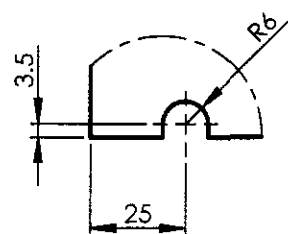
▽ ROUGH MACHINED	① ROUGH CLEANED
▽▽ FINISH MACHINED	①b BURRS REMOVED
▽▽▽ FINE FINISH MACHINED	①c CHAMFERED

REVISIONS

ALT.

ZONE

DESCRIPTION

APPROVED &
DATEDETAIL B
SCALE 1 : 2DETAIL C
SCALE 1 : 2

ALL DIMENSIONS ARE IN mm UNLESS OTHERWISE SPECIFIED. FOR UNTOLERANCED DIMENSIONS AND ROUGHNESS VALUES, REFER DRAWING NO ICF/STD-9-0-001.
ANY MANUAL ALTERATION SHALL AUTOMATICALLY RENDER THIS DRAWING INVALID. WELDING SYMBOLS ARE AS PER EN ISO 2553.
WEIGHT GIVEN IN DRAWING IS FOR INDICATIVE PURPOSE ONLY

REF.DRG.NO.

30-07-2025		
DATE OF LATEST ALT.	DATE OF FIRST ISSUE	AME/SME

1	FLANGE	3 x 303 x 965	1		RDSO/SPEC C- K201 X2CrNi12	5.686	
QTY	DESCRIPTION	DIMENSIONS	ITEM NO	REF. DRGS	MATL.SPEC.	WT/UNIT IN KGS	REMARKS
GROUP: 1-5 End Construction				SURFACE AREA IN Sq.m.:		WT/ASSY IN Kgs:	
FLANGE					SCALE	SSE/D	B. L.
					1:10	CHD	
					ALT.	ALTD	
INDIAN RAILWAY STANDARDS					DRN	SURESH B	
					A3		
INTEGRAL COACH FACTORY, CHENNAI - 600038					AAE15065		
SHEET 1 OF 1							

AAE15065

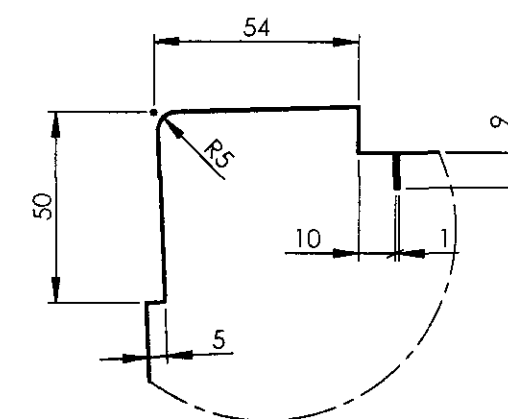
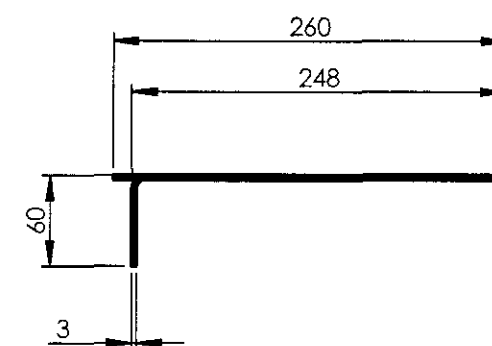
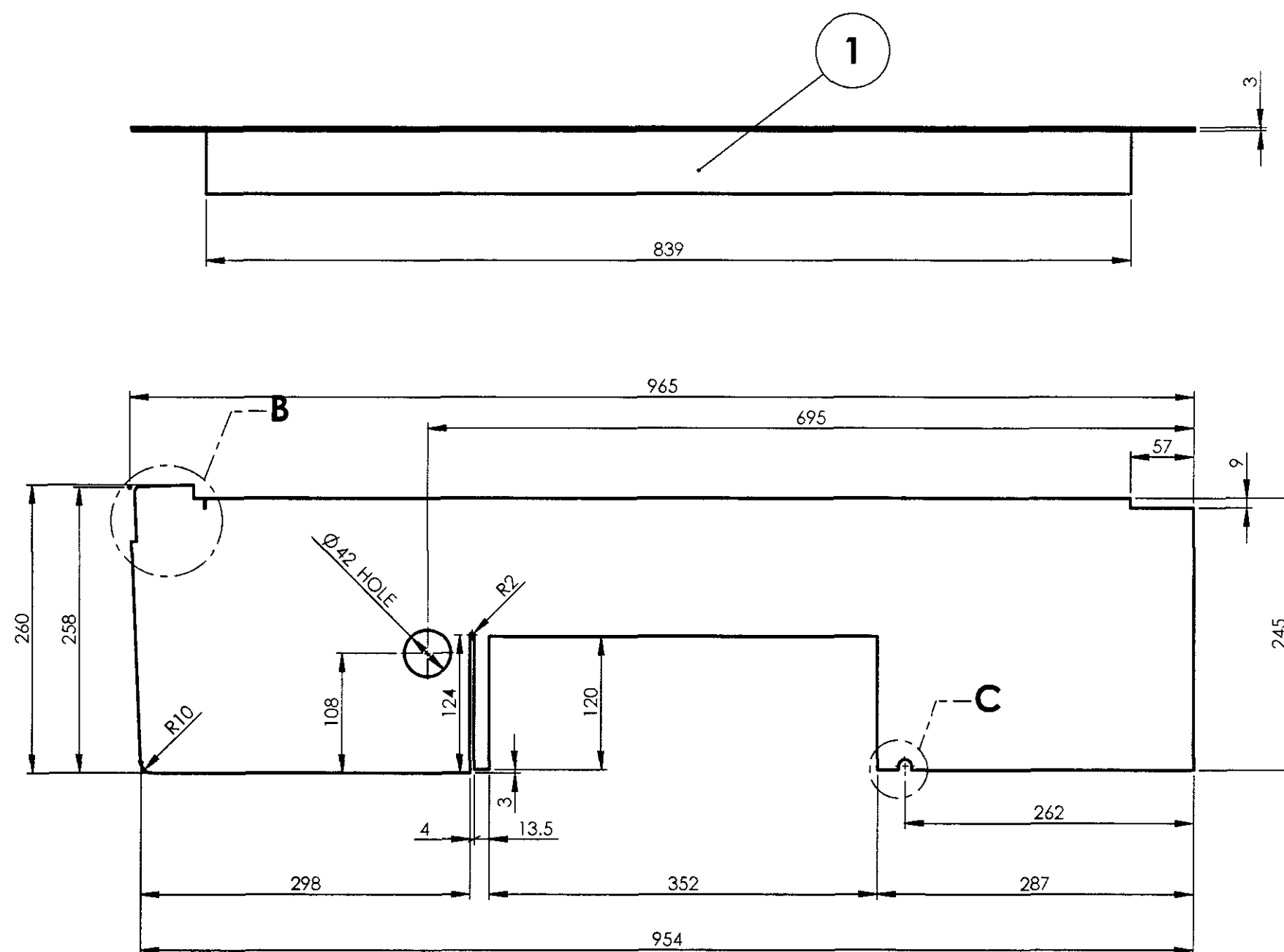
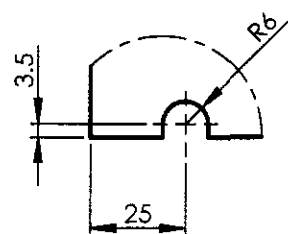
▽ ROUGH MACHINED	① ROUGH CLEANED
▽▽ FINISH MACHINED	①b BURRS REMOVED
▽▽▽ FINE FINISH MACHINED	①8 CHAMFERED

REVISIONS

ALT.

ZONE

DESCRIPTION

APPROVED &
DATEDETAIL B
SCALE 1 : 2DETAIL C
SCALE 1 : 2

ALL DIMENSIONS ARE IN mm UNLESS OTHERWISE SPECIFIED. FOR UNTOLERANCED DIMENSIONS AND ROUGHNESS VALUES, REFER DRAWING NO ICF/STD-9-0-001.
ANY MANUAL ALTERATION SHALL AUTOMATICALLY RENDER THIS DRAWING INVALID. WELDING SYMBOLS ARE AS PER EN ISO 2553.
WEIGHT GIVEN IN DRAWING IS FOR INDICATIVE PURPOSE ONLY

REF.DRG.NO.

30-07-2025		
DATE OF LATEST ALT.	DATE OF FIRST ISSUE	AME/SME

1	FLANGE	3 x 303 x 965	1		RDSO/SPEC C- K201 X2CrNi12	5.686	
QTY	DESCRIPTION	DIMENSIONS	ITEM NO	REF. DRGS	MATL.SPEC.	WT/UNIT IN KGS	REMARKS
GROUP: 1-5 End Construction				SURFACE AREA IN Sq.m.:		WT/ASSY IN Kgs:	
FLANGE					SCALE	SSE/D	B. L.
					1:10	CHD	
					ALT.	ALTD	
INDIAN RAILWAY STANDARDS					DRN	SURESH B	
					A3		
INTEGRAL COACH FACTORY, CHENNAI - 600038					AAE15065		
SHEET 1 OF 1							

AAE15066

▽ ROUGH MACHINED

① ROUGH CLEANED

▽▽ FINISH MACHINED

①b BURRS REMOVED

▽▽▽ FINE FINISH MACHINED

①8 CHAMFERED

REVISIONS

ALT.

ZONE

DESCRIPTION

APPROVED &
DATE

1

839

260

248

60

R6

3

965

57

9

245

124

Ø 42 HOLE

120

109

248

B

258

260

R10

262

352

13.5

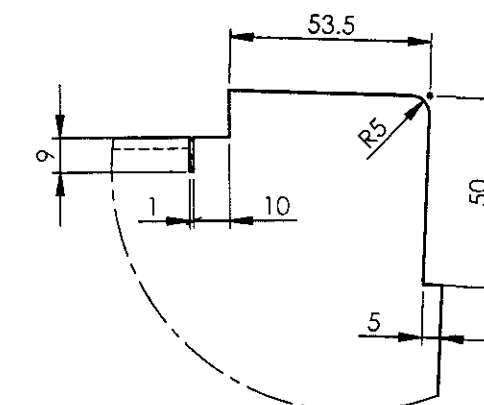
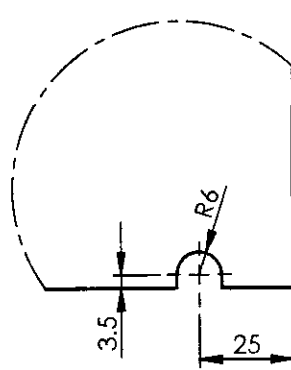
4

297.5

652.5

954

A

DETAIL B
SCALE 1 : 2DETAIL A
SCALE 1 : 2

1	FLANGE	3 x 303 x 945	1		RDSO/SPEC C-K201 X2CrNi12	5.681	
QTY	DESCRIPTION	DIMENSIONS	ITEM NO.	REF. DRGS	MATL.SPEC.	WT/UNIT IN KGS	REMARKS
GROUP: 1-5 END CONSTRUCTION				SURFACE AREA IN Sq.m.:		WT/ASSY IN Kgs:	
FLANGE					SCALE 1:5	SSE/D	R. Suresh
						CHD	
					ALT.	ALTD	
INDIAN RAILWAY STANDARDS INTEGRAL COACH FACTORY, CHENNAI - 600038						DRN	SURESH B
					SHEET 1 OF 1		
AAE15066						A3	

REF.DRG.NO.

DATE OF LATEST ALT

30-07-2025

DATE OF FIRST ISSUE

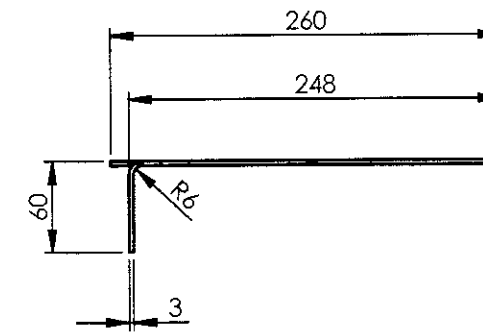
AME/SME


ALL DIMENSIONS ARE IN mm UNLESS OTHERWISE SPECIFIED. FOR UNTOLERANCED DIMENSIONS AND ROUGHNESS VALUES, REFER DRAWING NO. IC17312-7-0001.

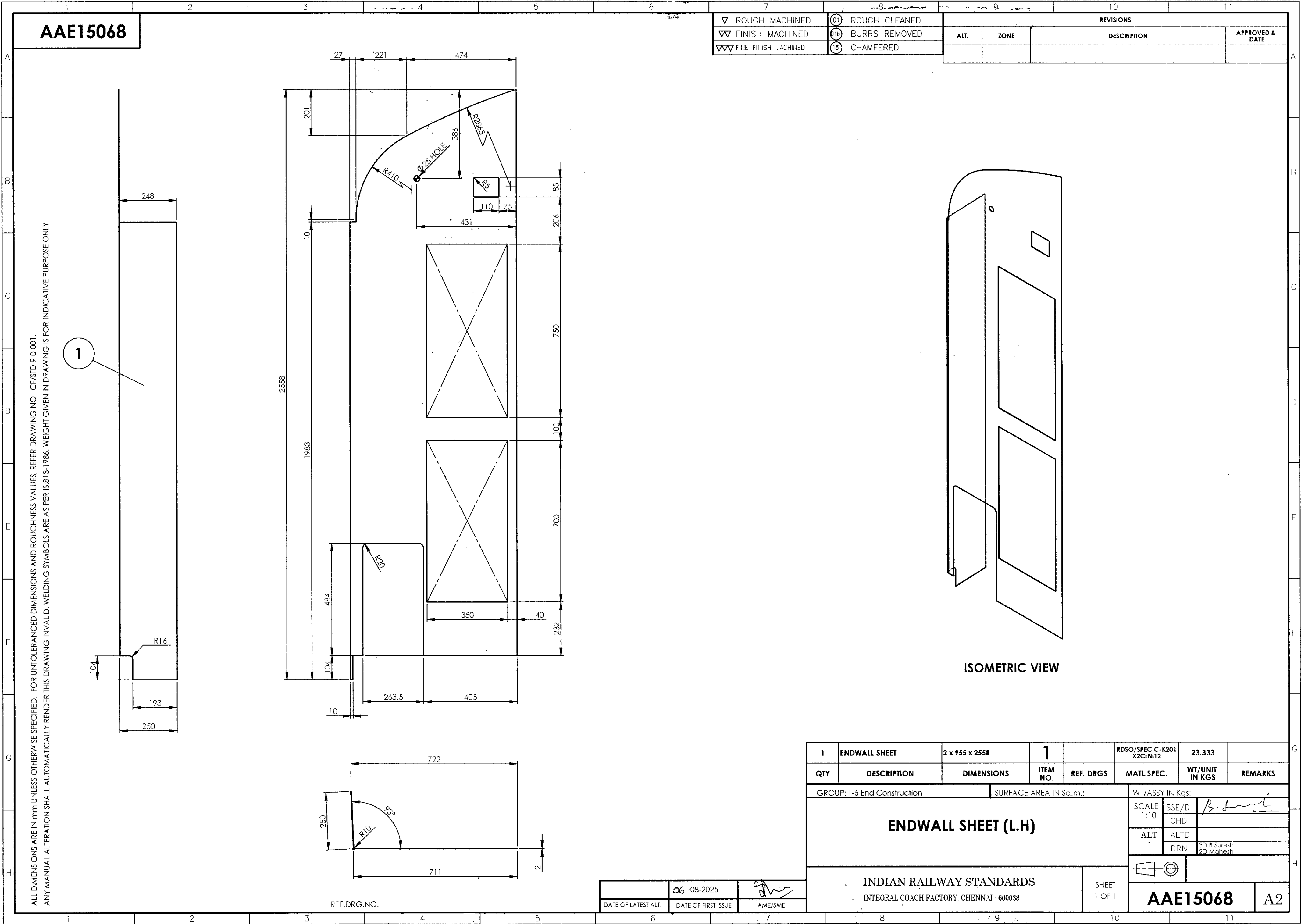
ANY MANUAL ALTERATION SHALL AUTOMATICALLY RENDER THIS DRAWING INVALID. WELDING SYMBOLS ARE AS PER EN ISO 2553.

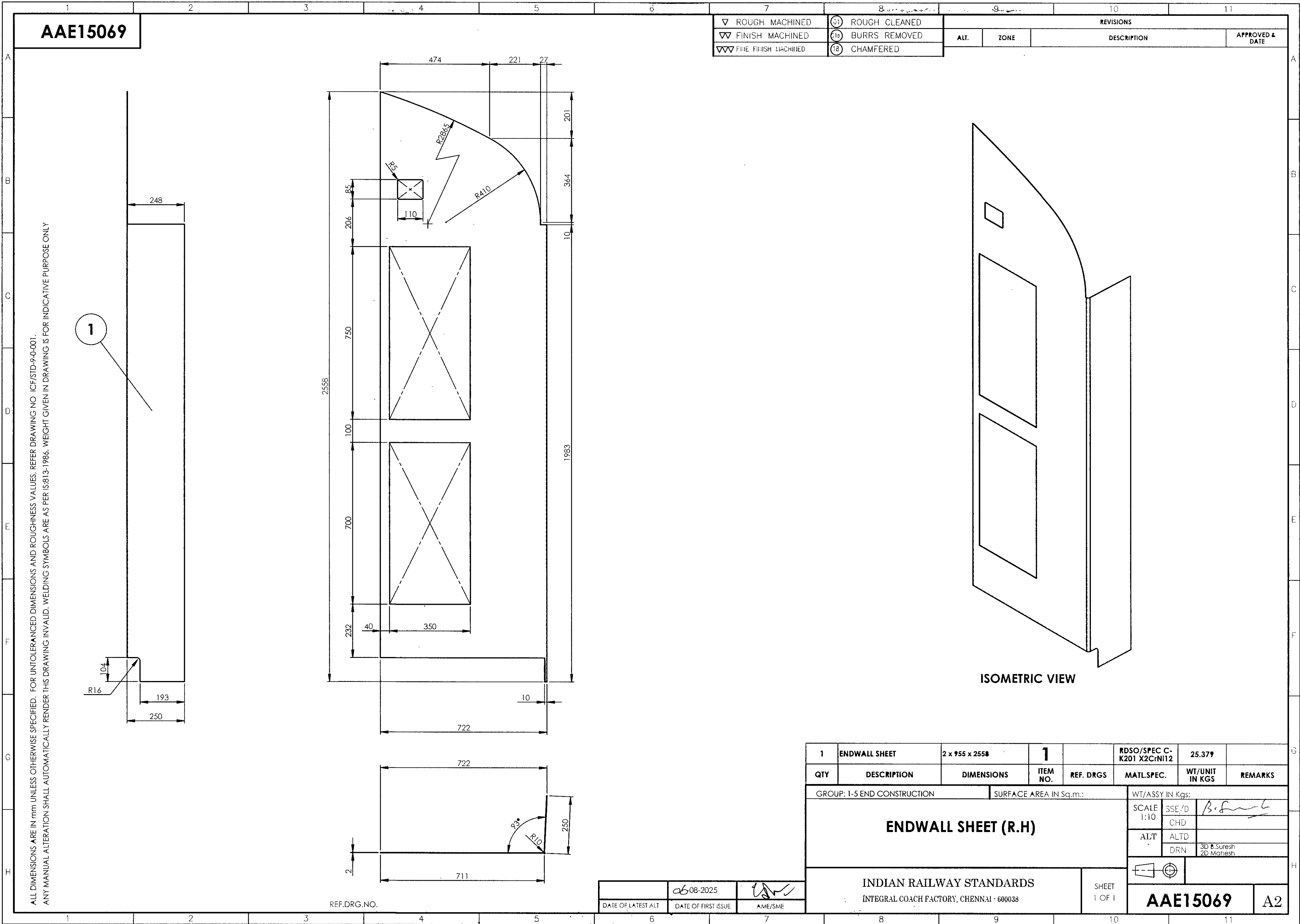
WEIGHT GIVEN IN DRAWING IS FOR INDICATIVE PURPOSE ONLY

REVISIONS			
ALT.	ZONE	DESCRIPTION	APPROVED & DATE

REF.DRG.NO.

	30-07-2025	
DATE OF LATEST ALT	DATE OF FIRST ISSUE	AME/SME





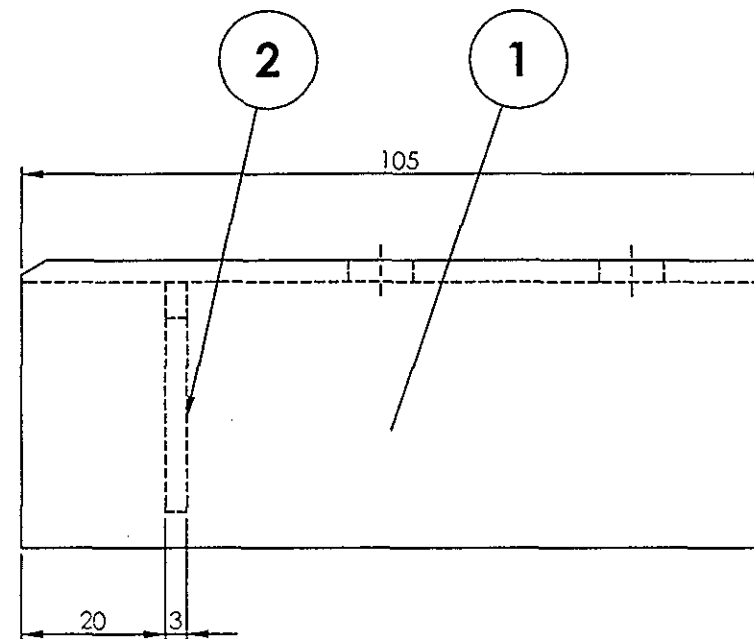
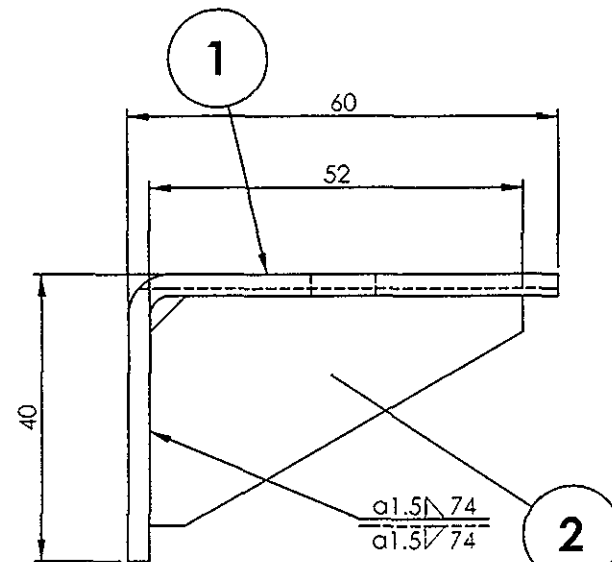
ALL DIMENSIONS ARE IN mm UNLESS OTHERWISE SPECIFIED. FOR UNTOLERANCED DIMENSIONS AND ROUGHNESS VALUES, REFER DRAWING NO ICF/STD-9-0-001. ANY MANUAL ALTERATION SHALL AUTOMATICALLY RENDER THIS DRAWING INVALID. WELDING SYMBOLS ARE AS PER IS:813-1986. WEIGHT GIVEN IN DRAWING IS FOR INDICATIVE PURPOSE ONLY

SSA10019

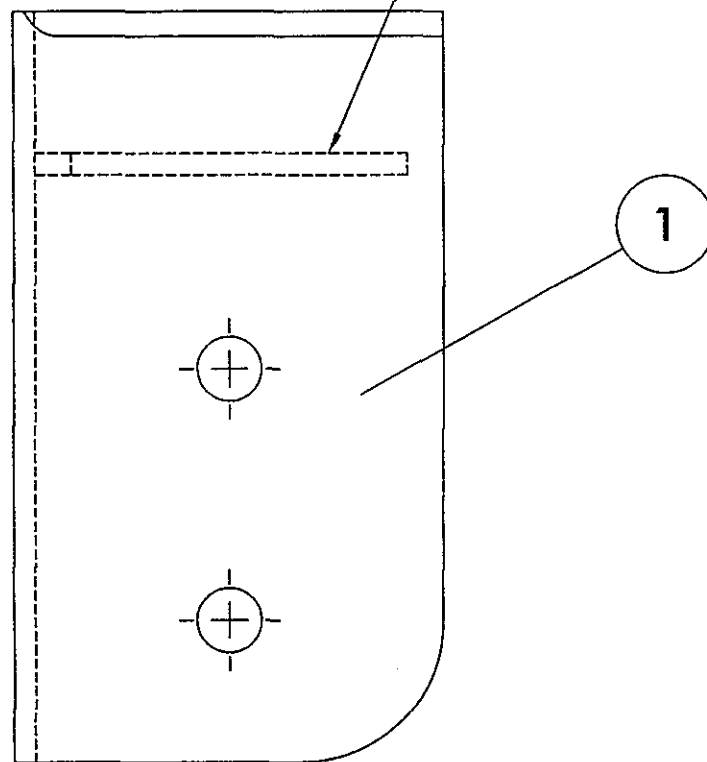
▽ ROUGH MACHINED	⊙ ROUGH CLEANED
▽▽ FINISH MACHINED	⊙⊙ BURRS REMOVED
▽▽▽ FINE FINISH MACHINED	⊙⊙ CHAMFERED

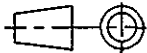
REVISIONS

ALT.	ZONE	DESCRIPTION	APPROVED & DATE
------	------	-------------	-----------------

**NOTE:**

1. STAINLESS STEEL ELECTRODE OF SAME COMPOSITION AS PER TABLE-3 OF RDSO/SPEC C-K201 SHALL BE USED FOR WELDING.
2. ALL WELD SPATTERS SHALL BE GROUND.
3. ALL WELDED JOINTS SHALL BE PICKLED AND PASSIVATED BEFORE SURFACE TREATMENT.
4. ALL SHARP CORNERS SHALL BE ROUNDED OFF.
5. ALL WELDINGS SHALL BE TIG WELDING UNLESS OTHERWISE SPECIFIED.



1	WEB		2	AAA10974		0.024	
1	ANGLE		1	AAA10975		0.233	
QTY.	DESCRIPTION	DIMENSIONS	ITEM NO.	REF.DRGS.	MATL	WT/UNIT IN KGS	REMARKS
GROUP: 1-0		SURFACE AREA IN Sq.m.:0.023			WT/ASSY IN Kgs:0.257		
BRACKET					SCALE	SSE/D	L.Panduranga Rao
					1:1	CHD	
					ALT.	ALTD	
						DRN	L.PANDURANGA RAO
INDIAN RAILWAY STANDARDS				SHEET 1 OF 1	- 		
					-		
INTEGRAL COACH FACTORY, CHENNAI - 600038					SSA10019		A3

ALL DIMENSIONS ARE IN mm UNLESS OTHERWISE SPECIFIED. FOR UNTOLERANCED DIMENSIONS AND ROUGHNESS VALUES, REFER DRAWING NO ICF/STD-9-0-001.
ANY MANUAL ALTERATION SHALL AUTOMATICALLY RENDER THIS DRAWING INVALID. WELDING SYMBOLS ARE AS PER IS: 813-1986.

REF.DRG.NO.3 10113.0.20.095.018

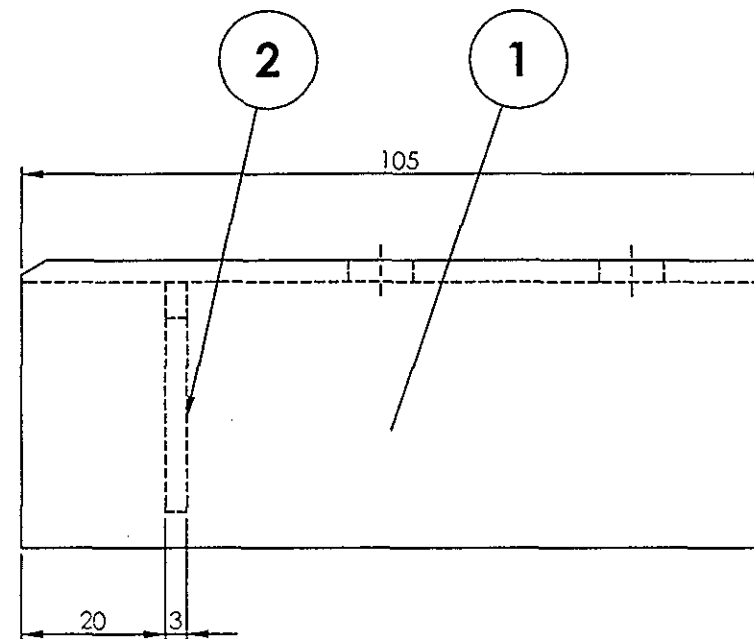
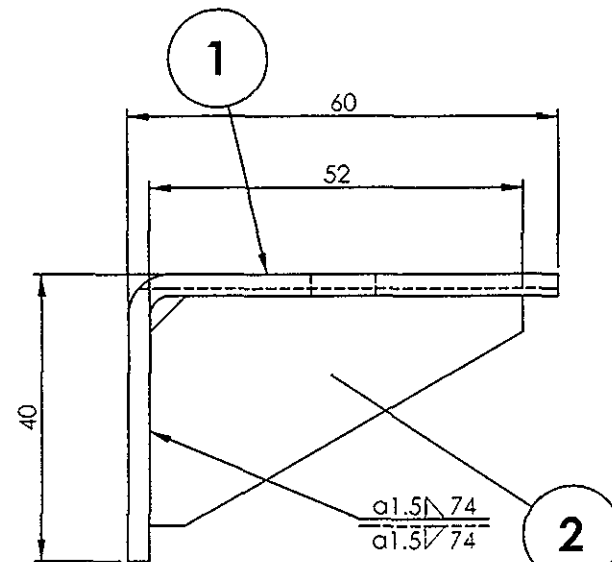
10-04-2013	10/1/17
DATE OF LATEST ALT.	DATE OF FIRST ISSUE
AME/SME	

SSA10019

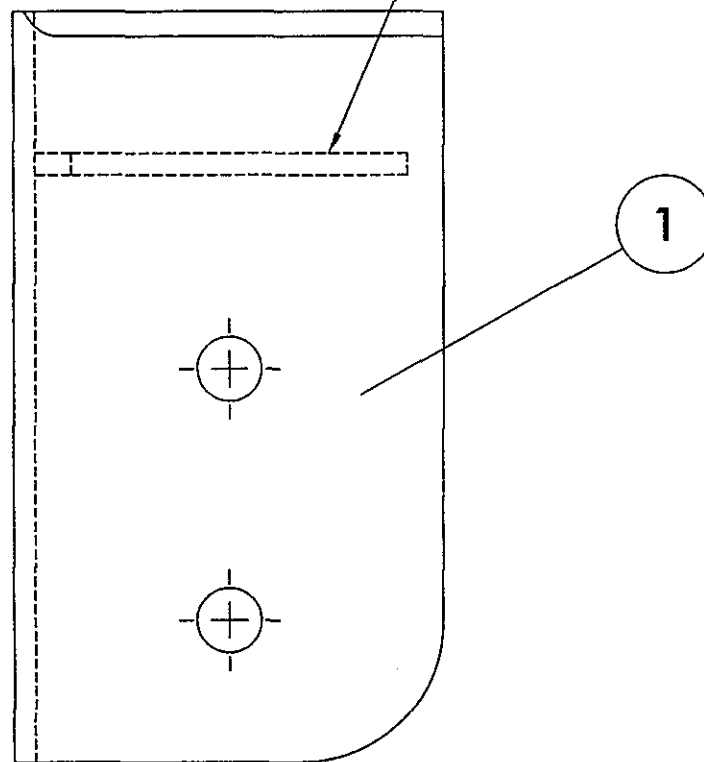
▽ ROUGH MACHINED	⊙ ROUGH CLEANED
▽▽ FINISH MACHINED	⊙⊙ BURRS REMOVED
▽▽▽ FINE FINISH MACHINED	⊙⊙ CHAMFERED

REVISIONS

ALT.	ZONE	DESCRIPTION	APPROVED & DATE
------	------	-------------	-----------------

**NOTE:**

1. STAINLESS STEEL ELECTRODE OF SAME COMPOSITION AS PER TABLE-3 OF RDSO/SPEC C-K201 SHALL BE USED FOR WELDING.
2. ALL WELD SPATTERS SHALL BE GROUND.
3. ALL WELDED JOINTS SHALL BE PICKLED AND PASSIVATED BEFORE SURFACE TREATMENT.
4. ALL SHARP CORNERS SHALL BE ROUNDED OFF.
5. ALL WELDINGS SHALL BE TIG WELDING UNLESS OTHERWISE SPECIFIED.



1	WEB		2	AAA10974		0.024	
1	ANGLE		1	AAA10975		0.233	
QTY.	DESCRIPTION	DIMENSIONS	ITEM NO.	REF.DRGS.	MATL	WT/UNIT IN KGS	REMARKS
GROUP: 1-0		SURFACE AREA IN Sq.m.:0.023			WT/ASSY IN Kgs:0.257		
BRACKET					SCALE	SSE/D	
					1:1	CHD	
					ALT.	ALTD	
						DRN	L.PANDURANGA RAO
INDIAN RAILWAY STANDARDS							
INTEGRAL COACH FACTORY, CHENNAI - 600038					SHEET 1 OF 1	SSA10019	A3

ALL DIMENSIONS ARE IN mm UNLESS OTHERWISE SPECIFIED. FOR UNTOLERANCED DIMENSIONS AND ROUGHNESS VALUES, REFER DRAWING NO ICF/STD-9-0-001.
ANY MANUAL ALTERATION SHALL AUTOMATICALLY RENDER THIS DRAWING INVALID. WELDING SYMBOLS ARE AS PER IS: 813-1986.

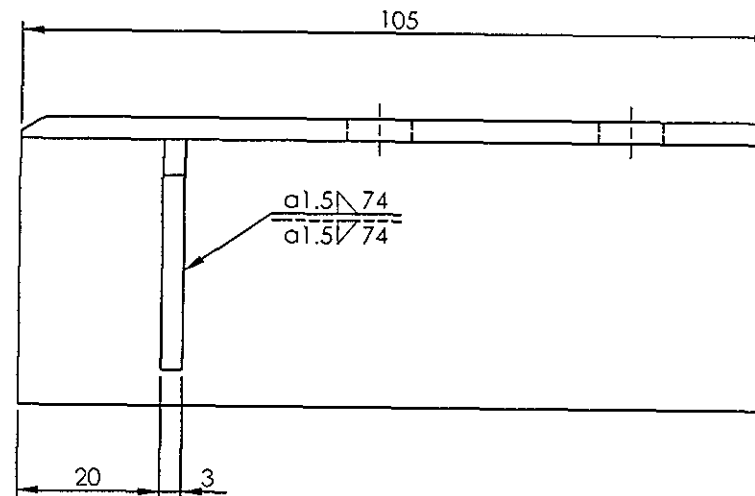
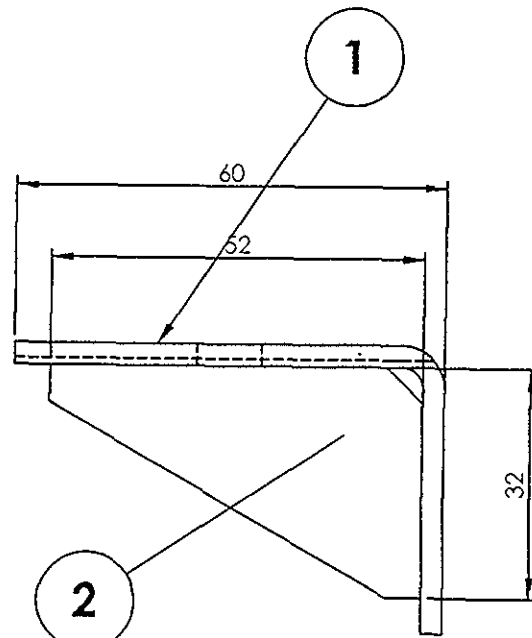
REF.DRG.NO.3 10113.0.20.095.018

10-04-2013	10/1/17
DATE OF LATEST ALT.	DATE OF FIRST ISSUE
AME/SME	

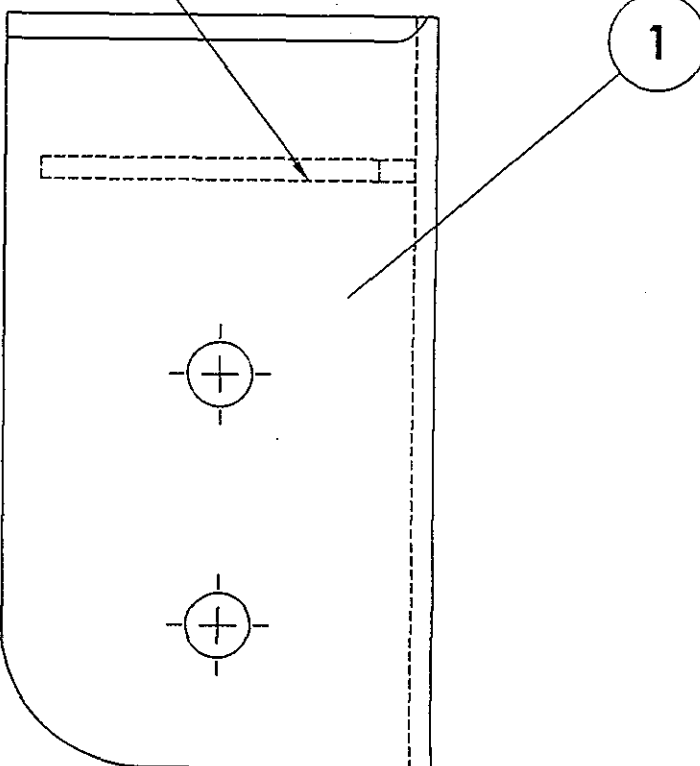
SSA10020

▽ ROUGH MACHINED	① ROUGH CLEANED
▽▽ FINISH MACHINED	② BURRS REMOVED
▽▽▽ FINE FINISH MACHINED	③ CHAMFERED

REVISIONS			
ALT.	ZONE	DESCRIPTION	APPROVED & DATE

**NOTE:**

1. STAINLESS STEEL ELECTRODE OF SAME COMPOSITION AS PER TABLE-3 OF RDSO/SPEC C-K201 SHALL BE USED FOR WELDING.
2. ALL WELD SPATTERS SHALL BE GROUND.
3. ALL WELDED JOINTS SHALL BE PICKLED AND PASSIVATED BEFORE SURFACE TREATMENT.
4. ALL SHARP CORNERS SHALL BE ROUNDED OFF.
5. ALL WELDINGS SHALL BE TIG WELDING UNLESS OTHERWISE SPECIFIED.



1	WEB		2	AAA10974		0.024	
1	ANGLE		1	AAA10973		0.233	
QTY.	DESCRIPTION	DIMENSIONS	ITEM NO.	REF.DRGS.	MATL	WT/UNIT IN KGS	REMARKS

GROUP: 1-0

SURFACE AREA IN Sq.m.:0.023

WT/ASSY IN Kgs:0.257

BRACKET

SCALE	SSE/D	L.PANDURANGA RAO
1:1	CHD	
ALT.	ALTD	L.PANDURANGA RAO
	DRN	

INDIAN RAILWAY STANDARDS

INTEGRAL COACH FACTORY, CHENNAI - 600038

SHEET
1 OF 1**SSA10020****A3**

ALL DIMENSIONS ARE IN mm UNLESS OTHERWISE SPECIFIED. FOR UNTOLERANCED DIMENSIONS AND ROUGHNESS VALUES, REFER DRAWING NO ICF/STD 9 0 001.
ANY MANUAL ALTERATION SHALL AUTOMATICALLY RENDER THIS DRAWING INVALID. WELDING SYMBOLS ARE AS PER IS: 813:1986.

REF.DRG.NO.3 10113.0.20.095.019

	10-04-2013	100 10417
DATE OF LATEST ALT.	DATE OF FIRST ISSUE	AME/SME

SSA10020

▽ ROUGH MACHINED

▽▽ FINISH MACHINED

▽▽▽ FINE FINISH MACHINED

① ROUGH CLEANED

② BURRS REMOVED

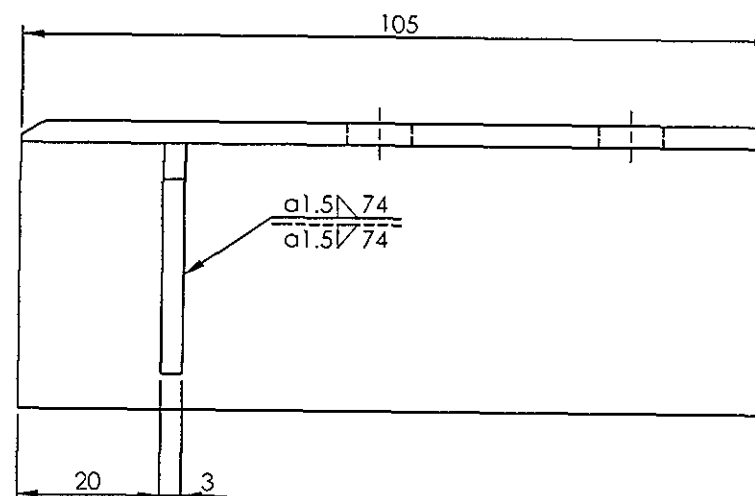
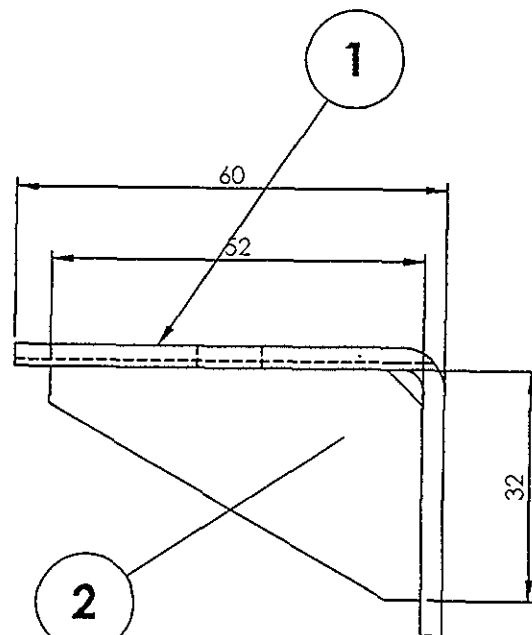
③ CHAMFERED

REVISIONS

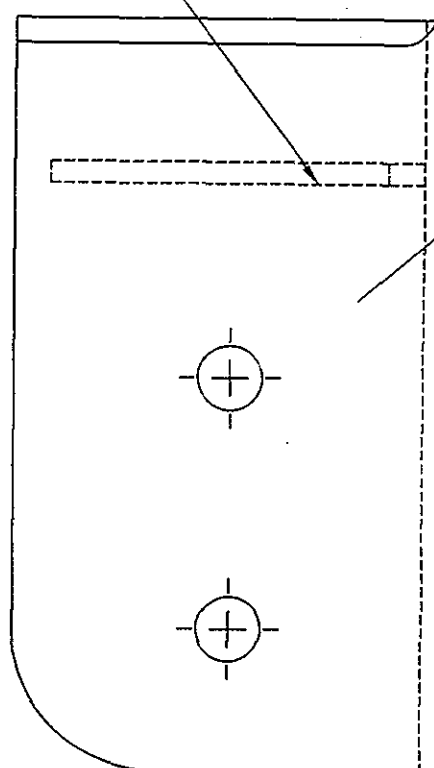
ALT.

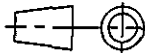
ZONE

DESCRIPTION

APPROVED &
DATE**NOTE:**

1. STAINLESS STEEL ELECTRODE OF SAME COMPOSITION AS PER TABLE-3 OF RDSO/SPEC C-K201 SHALL BE USED FOR WELDING.
2. ALL WELD SPATTERS SHALL BE GROUND.
3. ALL WELDED JOINTS SHALL BE PICKLED AND PASSIVATED BEFORE SURFACE TREATMENT.
4. ALL SHARP CORNERS SHALL BE ROUNDED OFF.
5. ALL WELDINGS SHALL BE TIG WELDING UNLESS OTHERWISE SPECIFIED.



1	WEB		2	AAA10974		0.024	
1	ANGLE		1	AAA10973		0.233	
QTY.	DESCRIPTION	DIMENSIONS	ITEM NO.	REF.DRGS.	MATL	WT/UNIT IN KGS	REMARKS
GROUP: 1-0			SURFACE AREA IN Sq.m.:0.023		WT/ASSY IN Kgs:0.257		
BRACKET					SCALE	SSE/D	<i>h. Panduranga Rao</i>
					1:1	CHD	
					ALT.	ALTD	
					DRN	L.PANDURANGA RAO	
INDIAN RAILWAY STANDARDS INTEGRAL COACH FACTORY, CHENNAI - 600038				SHEET 1 OF 1	- 		
					SSA10020		
					A3		

ALL DIMENSIONS ARE IN mm UNLESS OTHERWISE SPECIFIED. FOR UNTOLERANCED DIMENSIONS AND ROUGHNESS VALUES, REFER DRAWING NO ICF/STD 9 0 001.
ANY MANUAL ALTERATION SHALL AUTOMATICALLY RENDER THIS DRAWING INVALID. WELDING SYMBOLS ARE AS PER IS: 813:1986.

REF.DRG.NO.3 10113.0.20.095.019

DATE OF LATEST ALT.

10-04-2013

DATE OF FIRST ISSUE

AME/SME

INDIAN RAILWAY STANDARDS

INTEGRAL COACH FACTORY, CHENNAI - 600038

SHEET
1 OF 1

SSA10020

A3

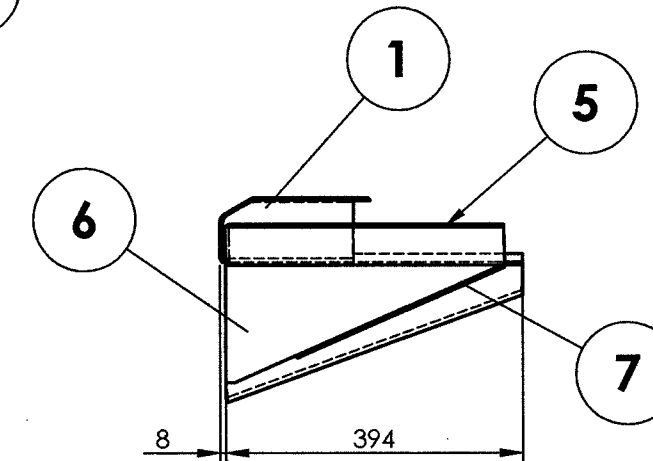
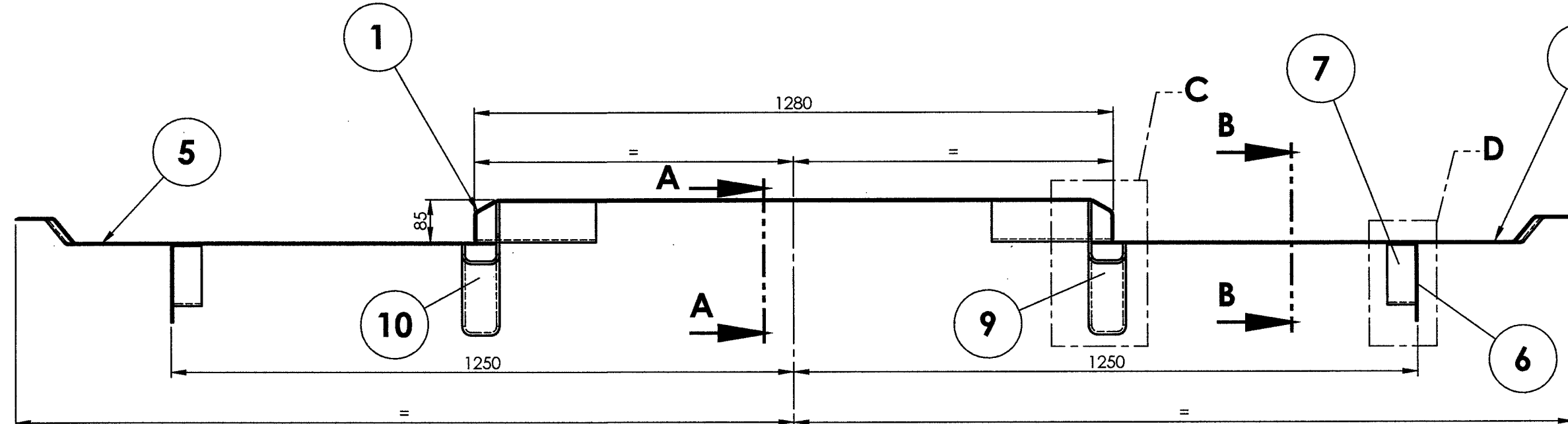
49515003

▽ ROUGH MACHINED	01 ROUGH CLEANED
▽▽ FINISH MACHINED	01b BURRS REMOVED
▽▽▽ FINE FINISH MACHINED	018 CHAMFERED

01 ROUGH CLEANED
01b BURRS REMOVED
018 CHAMFERED

REVISIONS

ALT.	ZONE	DESCRIPTION	APPROVED & DATE
a		ITEM-4 DELETED AND ITEM-8 ADDED.	Sd..06-09-2014
b		ITEMS-9&10 ADDED. ITEMS-2&3 DELETED. WELDING NOTE & GENERAL NOTE ADDED.	



WELD TESTING PREFERENCES AS PER EN 15085-3:2007(E) TABLE-4

WELD PERFORMANCE CLASS	QUALITY LEVEL FOR IMPERFECTIONS EN ISO 5817 €	INSPECTION CLASS	VOLUMETRIC TEST RT or UT	SURFACE TEST MPT or DPT	VISUAL EXAMINATION VT
CP C2	B	CT2 §	NOT REQUIRED	NOT REQUIRED	100%

THE TEST METHODS INDICATED IN THIS TABLE SHALL BE THE MINIMUM CAPABLE OF ENSURING COMPLIANCE OF THE WELDED JOINTS. ADDITIONAL TESTS DEPENDING ON THE MATERIAL, THE DESIGN OR CUSTOMER REQUIREMENTS MAY BE NECESSARY.

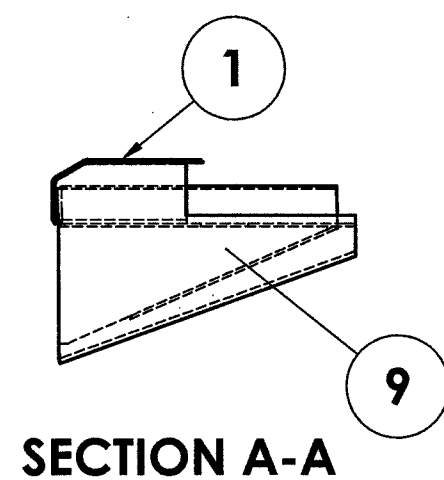
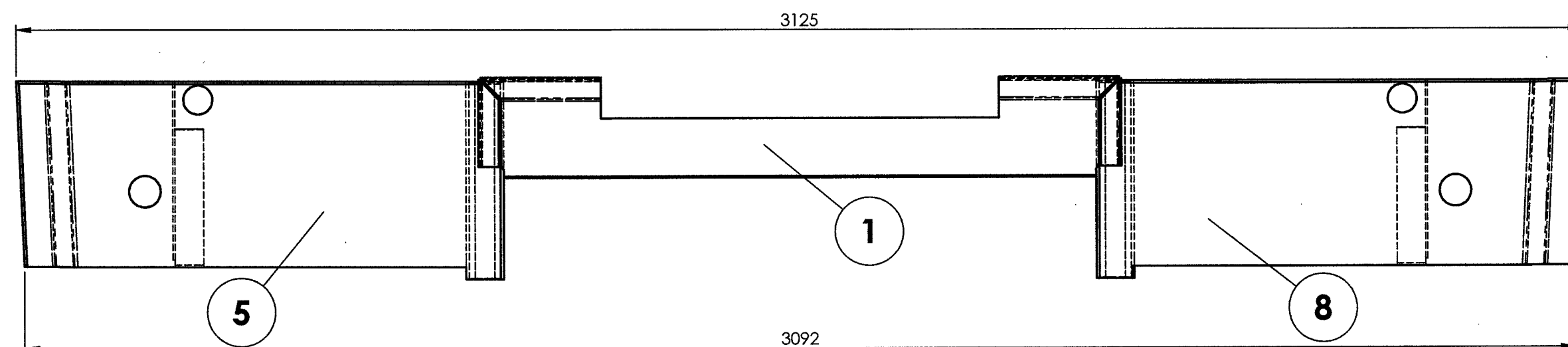
§ FOR INSPECTION CLASS CT2, THE VISUAL EXAMINATION SHALL BE PERFORMED BY PERSONNEL CERTIFIED ACCORDING TO ISO-9712 AND SHALL BE DOCUMENTED.

€ ALL APPLICABLE CLAUSES FOR VISUAL INSPECTION SHALL BE CARRIED OUT.

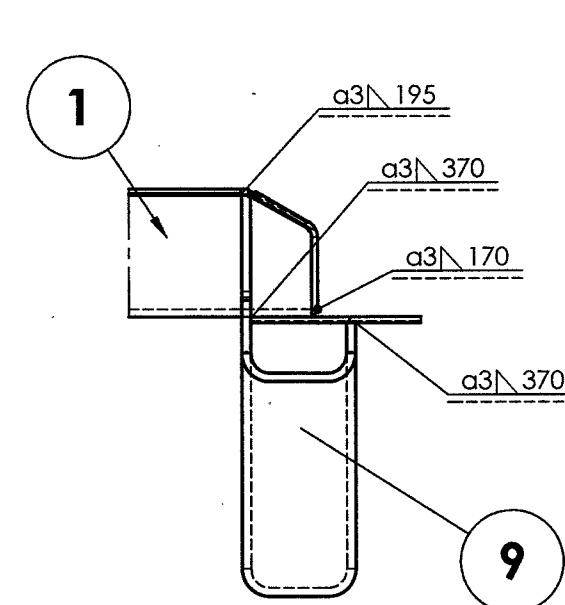
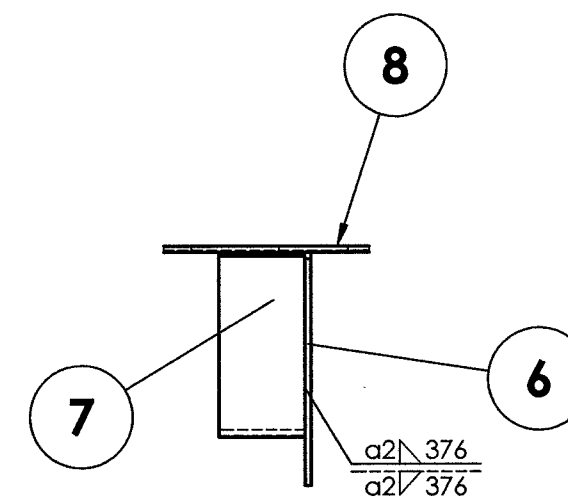
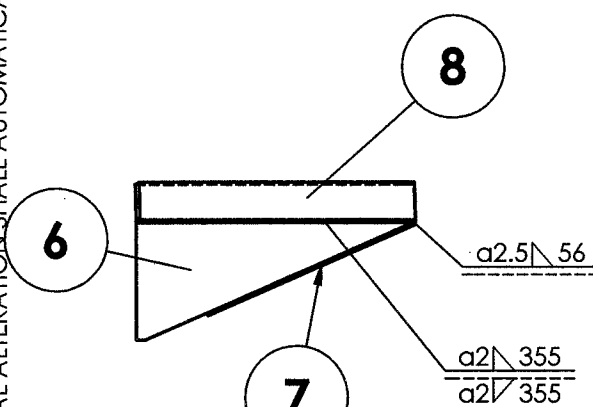
FOR APPLICABLE WELDING PROCEDURE SPECIFICATION (WPS) REFER DRAWING NO ICF/STD-9-0-999

NOTE:

1. STAINLESS STEEL ELECTRODE OF SAME COMPOSITION AS PER TABLE-3 OF RDSO/SPEC C-K201 SHALL BE USED FOR WELDING.
2. ALL WELDINGS SHALL BE TIG WELDING UNLESS OTHERWISE SPECIFIED.
3. ALL WELD SPATTERS SHALL BE GROUND.
4. ALL SHARP CORNERS SHALL BE ROUNDED OFF.
5. ALL WELDED JOINTS SHALL BE PICKLED AND PASSIVATED BEFORE SURFACE TREATMENT.



SECTION A-A

DETAIL C
SCALE 1 : 5DETAIL D
SCALE 1 : 5

SECTION B-B

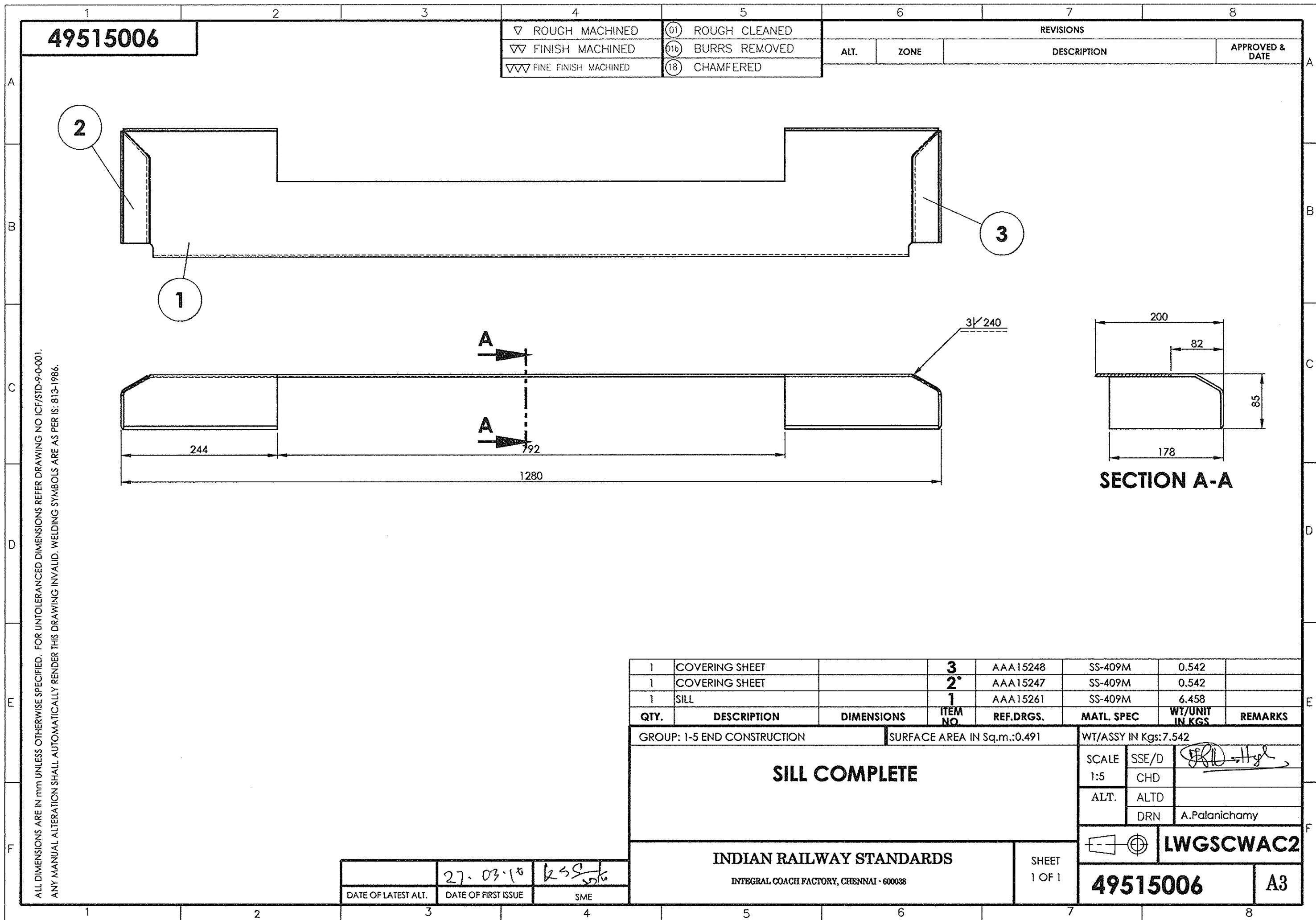
1	CONSOLE		10	AAA15250		0.75	
1	CONSOLE		9	AAA15249		5.906	
1	FLANGE L.H		8	AAA15412		11.391	
2	SHEET		7	AAA15264		0.543	
2	WEB		6	AAA15263		0.935	
1	FLANGE R.H		5	AAA15244		11.394	
1	FLANGE L.H		4	AAA15243		11.403	
1	CONSOLE COMPLETE		3	49515005		0.877	
1	CONSOLE COMPLETE		2	49515004		6.031	
1	SILL COMPLETE		1	49515006		7.542	

QTY.	DESCRIPTION	DIMENSIONS	ITEM NO.	REF.DRGS.	MATL	WT/UNIT IN KGS	REMARKS
GROUP: 1-5 END CONSTRUCTION				SURFACE AREA IN Sq.m.: 2.706		WT/ASSY IN Kgs:	
SILL ARRANGEMENT				SCALE 1:10	SSE/D CHD	Sd..Pandurangas	
				ALT b	ALTD DRN	H. Irshath Ahamed	
						A.Palanichamy	
INDIAN RAILWAY STANDARDS				SHEET 1 OF 1		LWGSCWAC2	
INTEGRAL COACH FACTORY, CHENNAI - 600038				49515003		A2	

07-04-19	27-03-2010	
DATE OF LATEST ALT.	DATE OF FIRST ISSUE	AME/SME

ALL DIMENSIONS ARE IN mm UNLESS OTHERWISE SPECIFIED. FOR UNTOLERANCED DIMENSIONS AND ROUGHNESS VALUES, REFER DRAWING NO ICF/STD-9-0-001. ANY MANUAL ALTERATION SHALL AUTOMATICALLY RENDER THIS DRAWING INVALID. WELDING SYMBOLS ARE AS PER IS:813-1986. WEIGHT GIVEN IN DRAWING IS FOR INDICATIVE PURPOSE ONLY.

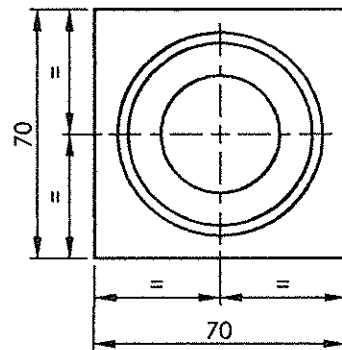
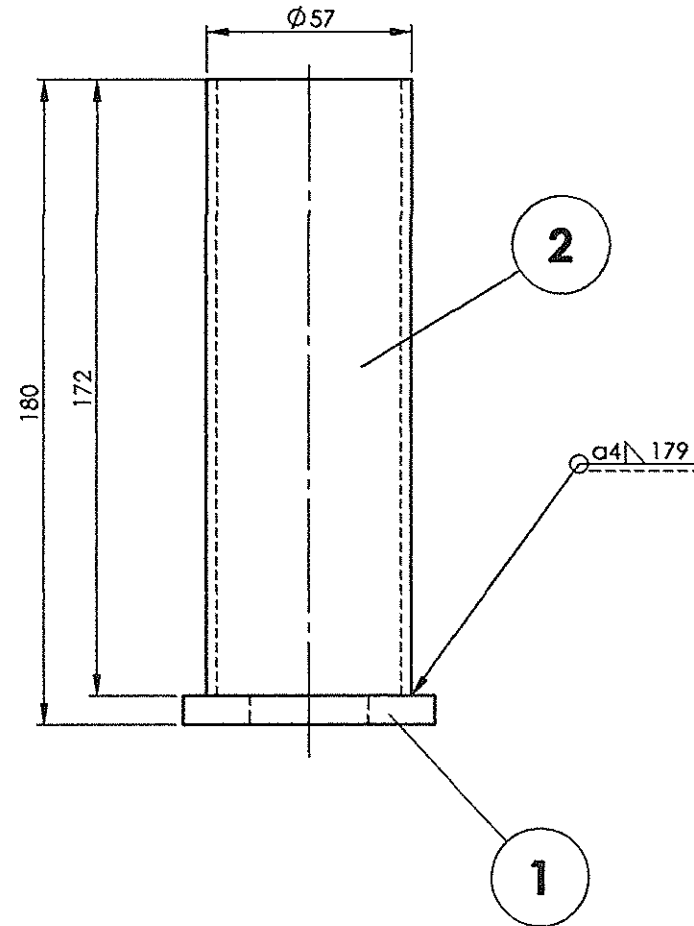
REF.DRG.NO.





49515018

▽ ROUGH MACHINED	① ROUGH CLEANED
▽▽ FINISH MACHINED	①b BURRS REMOVED
▽▽▽ FINE FINISH MACHINED	⑱ CHAMFERED

REVISIONS			
ALT.	ZONE	DESCRIPTION	APPROVED & DATE



1	PIPE		2	AAA15287		0.670	
1	PLATE		1	AAA15203		0.259	
QTY.	DESCRIPTION	DIMENSIONS	ITEM NO.	REF.DRGS.	MATL.SPEC.	WT/UNIT IN KGS	REMARKS
GROUP: 1-5		SURFACE AREA IN Sq.m.:0.071			WT/ASSY IN Kgs:0.929		
PIPE COMPLETE					SCALE	SSE/D	
					1:2	CHD	
					ALT.	ALTD	
						DRN	D.MOSES
INDIAN RAILWAY STANDARDS INTEGRAL COACH FACTORY, CHENNAI - 600038							LWGSCWAC2
					SHEET 1 OF 1	49515018	A3