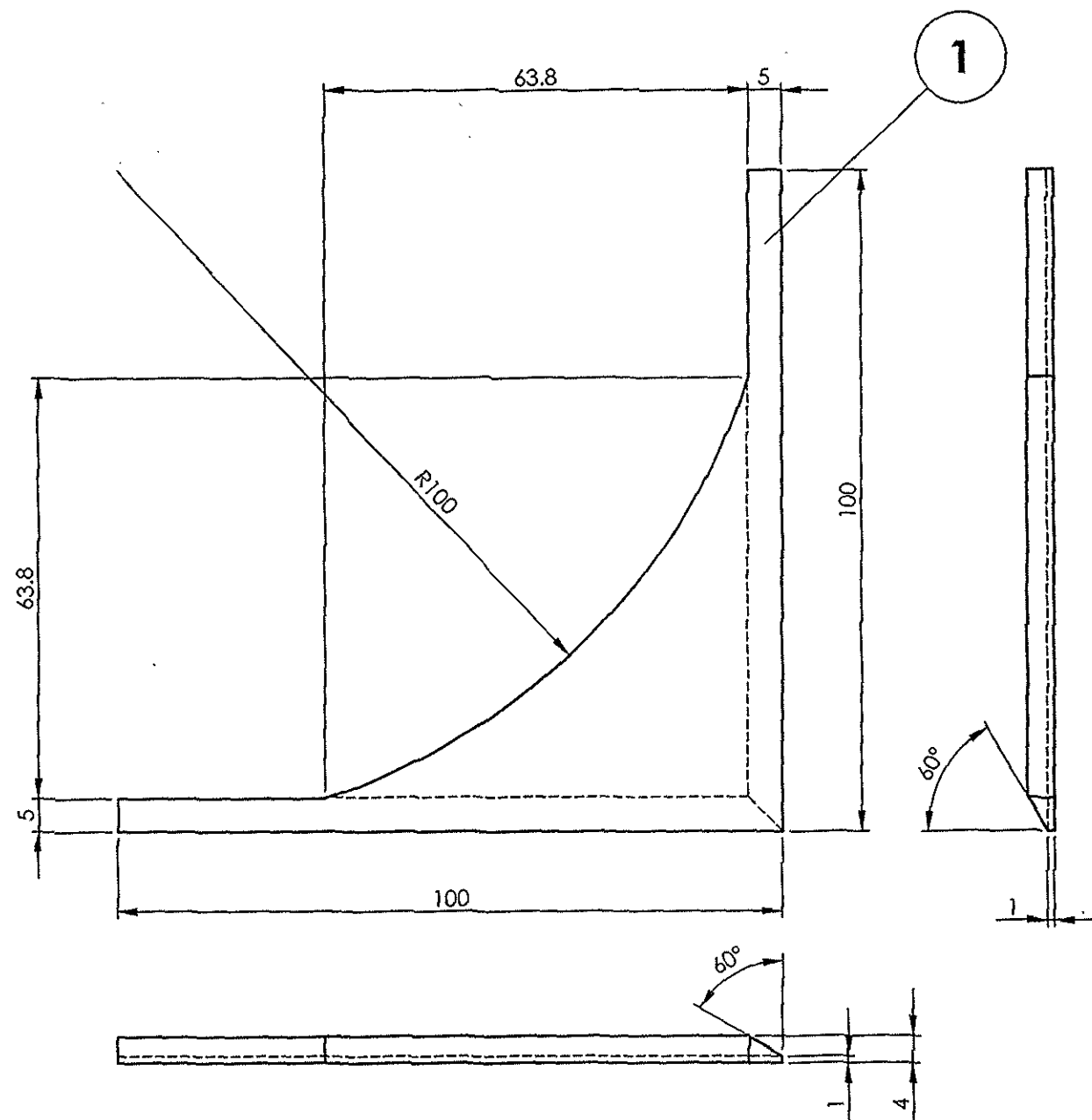


AAA14992

▽ ROUGH MACHINED	① ROUGH CLEANED
▽▽ FINISH MACHINED	② BURRS REMOVED
▽▽▽ FINE FINISH MACHINED	③ CHAMFERED


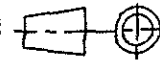
REVISIONS			
ALT.	ZONE	DESCRIPTION	APPROVED & DATE




ALL DIMENSIONS ARE IN mm UNLESS OTHERWISE SPECIFIED. FOR UNTOLERANCED DIMENSIONS AND ROUGHNESS VALUES, REFER DRAWING NO ICF/STD-9-0-001.
ANY MANUAL ALTERATION SHALL AUTOMATICALLY RENDER THIS DRAWING INVALID. WELDING SYMBOLS ARE AS PER IS: 813-1986.
WEIGHT GIVEN IN DRAWING IS FOR INDICATIVE PURPOSE ONLY

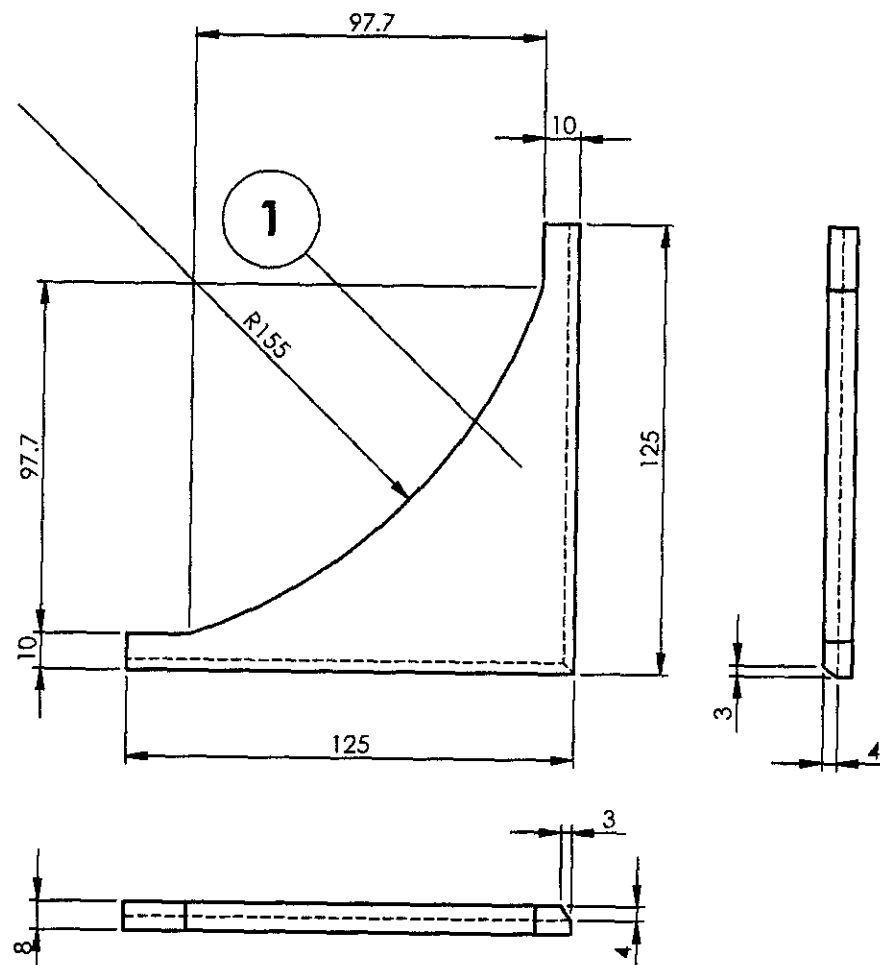
REF.DRG.NO.3 11012.0.20.111.100

	30-10-2014	<i>A. Palanichamy</i>
DATE OF LATEST ALT.	DATE OF FIRST ISSUE	AME/SME

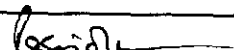
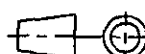
1	CORNER SHEET	4x100x100	1		RDSO/SPEC C-K201 X2CrNi12	0.063	
QTY	DESCRIPTION	DIMENSIONS	ITEM NO.	REF. DRGS	MATL.SPEC.	WT/UNIT IN KGS	REMARKS
GROUP: 1-4		SURFACE AREA IN Sq.m.:0.006			WT/ASSY IN Kgs:		
CORNER SHEET					SCALE	SSE/D	
					1:1	CHD	
					ALT.	ALTD	
						DRN	A.Palanichamy
INDIAN RAILWAY STANDARDS INTEGRAL COACH FACTORY, CHENNAI - 600038				SHEET 1 OF 1			
					AAA14992		
					A3		

▽ ROUGH MACHINED	① ROUGH CLEANED
▽▽ FINISH MACHINED	①b BURRS REMOVED
▽▽▽ FINE FINISH MACHINED	①c CHAMFERED

REVISIONS			
ALT.	ZONE	DESCRIPTION	APPROVED & DATE
a		DESIGN REVISED AND NOTE ADDED.	



1. ALTERNATIVELY MATERIAL SS-304 MAY BE USED.

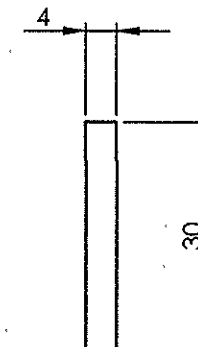
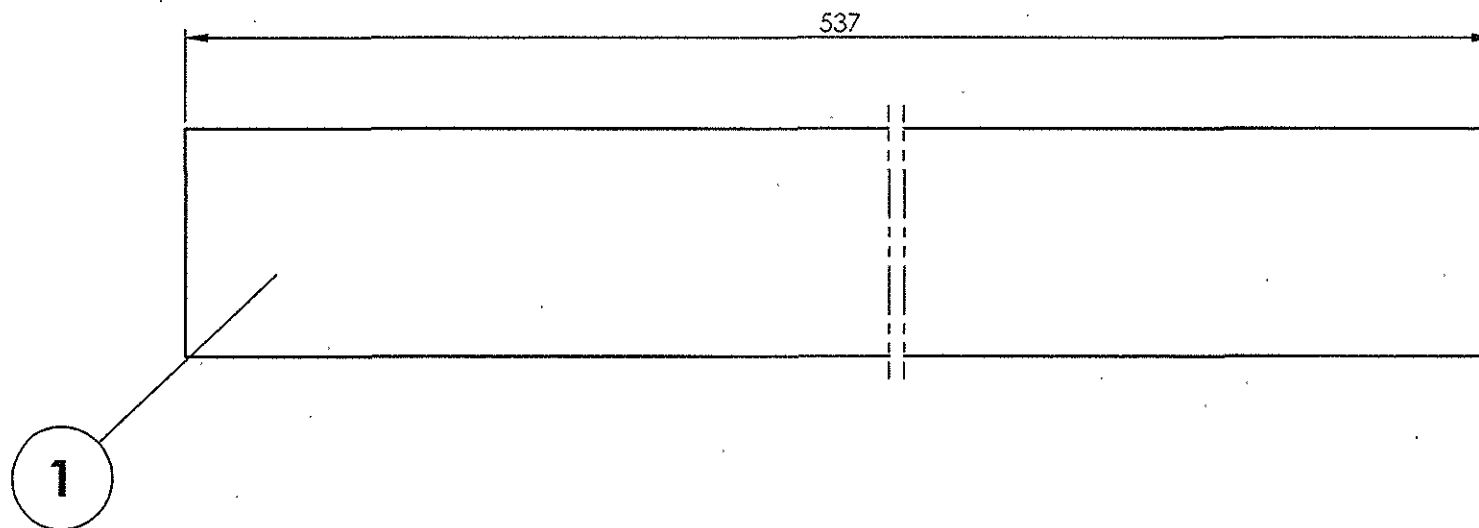
1	CORNER SHEET	8x125x125	1		RDSO/SPEC C-K201 X2CrNi12	0.350		
QTY	DESCRIPTION	DIMENSIONS	ITEM NO.	REF. DRGS	MATL.SPEC.	WT/UNIT IN KGS	REMARKS	
GROUP: 1-4		SURFACE AREA IN Sq.m.:0.014			WT/ASSY IN Kgs:			
CORNER SHEET					SCALE	SSE/D		
					1:2	CHD		
					ALT. A	ALTD	R.SANTHOSH KUMAR	
						DRN	A.Palanichamy	
INDIAN RAILWAY STANDARDS INTEGRAL COACH FACTORY, CHENNAI - 600038					SHEET 1 OF 1			
					AAA14993		A3	


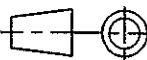
ALL DIMENSIONS ARE IN mm UNLESS OTHERWISE SPECIFIED. FOR UNTOLERANCED DIMENSIONS AND ROUGHNESS VALUES, REFER DRAWING NO ICF/STD-9-0-001.
ANY MANUAL ALTERATION SHALL AUTOMATICALLY RENDER THIS DRAWING INVALID. WELDING SYMBOLS ARE AS PER IS: 813-1986.
WEIGHT GIVEN IN DRAWING IS FOR INDICATIVE PURPOSE ONLY

ALL DIMENSIONS ARE IN mm UNLESS OTHERWISE SPECIFIED. FOR UNTOLERANCED DIMENSIONS AND ROUGHNESS VALUES, REFER DRAWING NO ICF/STD-9-0-001.
ANY MANUAL ALTERATION SHALL AUTOMATICALLY RENDER THIS DRAWING INVALID. WELDING SYMBOLS ARE AS PER IS: 813-1986.
WEIGHT GIVEN IN DRAWING IS FOR INDICATIVE PURPOSE ONLY

▽▽ FINE FINISH MACHINED	18 CHAMFERED
-------------------------	--------------

ALT.	ZONE	DESCRIPTION	APPROVED & DATE
------	------	-------------	-----------------



1	FLAT	4x30x537	1		RDSO/SPEC C-K201 X2CrNi12	0.516		
QTY	DESCRIPTION	DIMENSIONS	ITEM NO.	REF. DRGS	MATL.SPEC.	WT/UNIT IN KGS	REMARKS	
GROUP: 1-4 SIDE WALL ASSEMBLY		SURFACE AREA IN Sq.m.:0.037			WT/ASSY IN Kgs:			
FLAT					SCALE	SSE/D		
					1:1	CHD		
					ALT.	ALTD		
						DRN		A.Palanichamy
INDIAN RAILWAY STANDARDS INTEGRAL COACH FACTORY, CHENNAI - 600038								
						SHEET 1 OF 1		
					AAA14996		A3	

REF.DRG.NO.1 11012.0.20.110.011/ITEM-3 Alt A/-

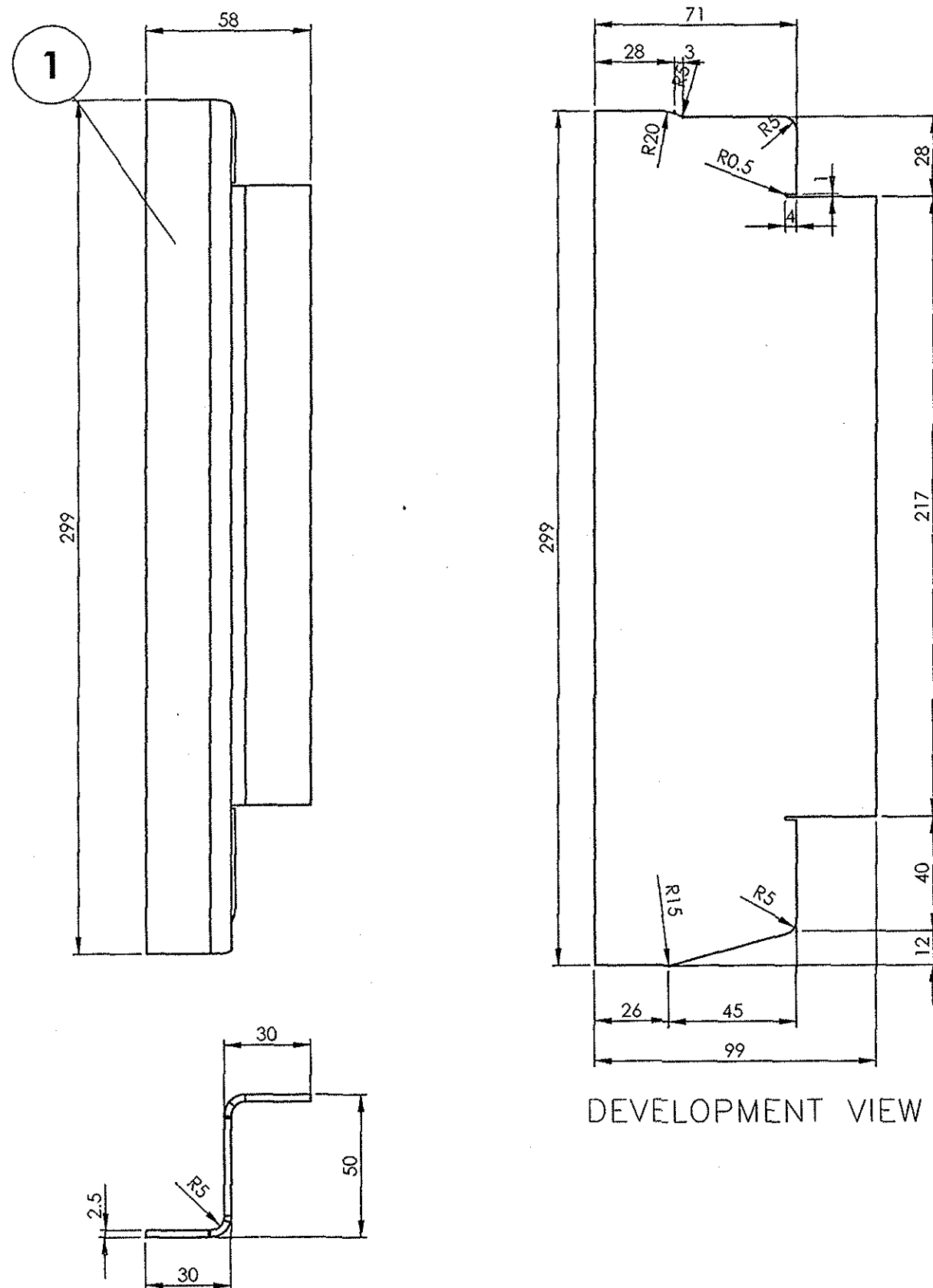
	31-04-2015	
DATE OF LATEST ALT.	DATE OF FIRST ISSUE	AME/SME



AAA15197

▽ ROUGH MACHINED	① ROUGH CLEANED
▽▽ FINISH MACHINED	①⑧ BURRS REMOVED
▽▽▽ FINE FINISH MACHINED	①⑧ CHAMFERED

REVISIONS

ALT.	ZONE	DESCRIPTION	APPROVED & DATE
a		MATERIAL SPEC REVISED.	<i>[Signature]</i>



1	WEB	2.5x99x299	1		RDSO/SPEC C-K201 X2CrNi12	0.545	
QTY	DESCRIPTION	DIMENSIONS	ITEM NO.	REF. DRGS	MATL.SPEC.	WT/UNIT IN KGS	REMARKS
GROUP: 1-5		SURFACE AREA IN Sq.m.:0.056			WT/ASSY IN Kgs:0.539		
WEB					SCALE	SSE/D	
					1:2	CHD	
					ALT.	ALTD	M.S.NETHAJI
					a	DRN	D.MOSES & T J K VELU
INDIAN RAILWAY STANDARDS							
INTEGRAL COACH FACTORY, CHENNAI - 600038				SHEET 1 OF 1	AAA15197		A3

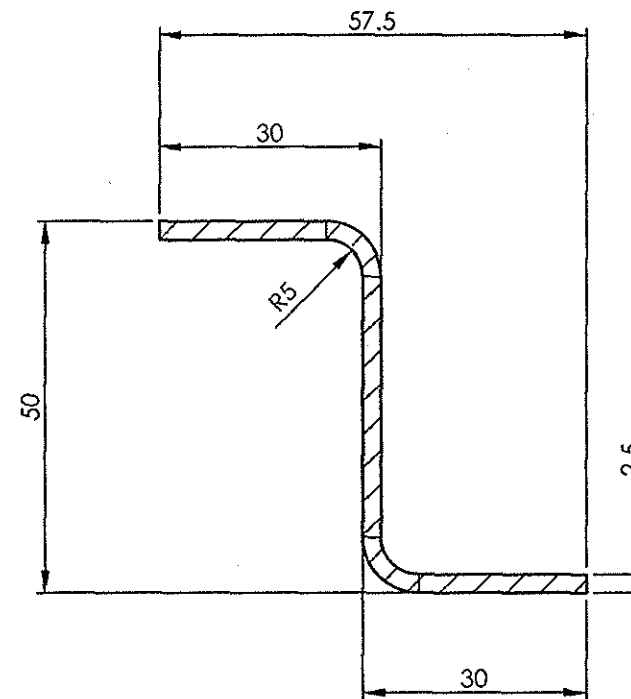
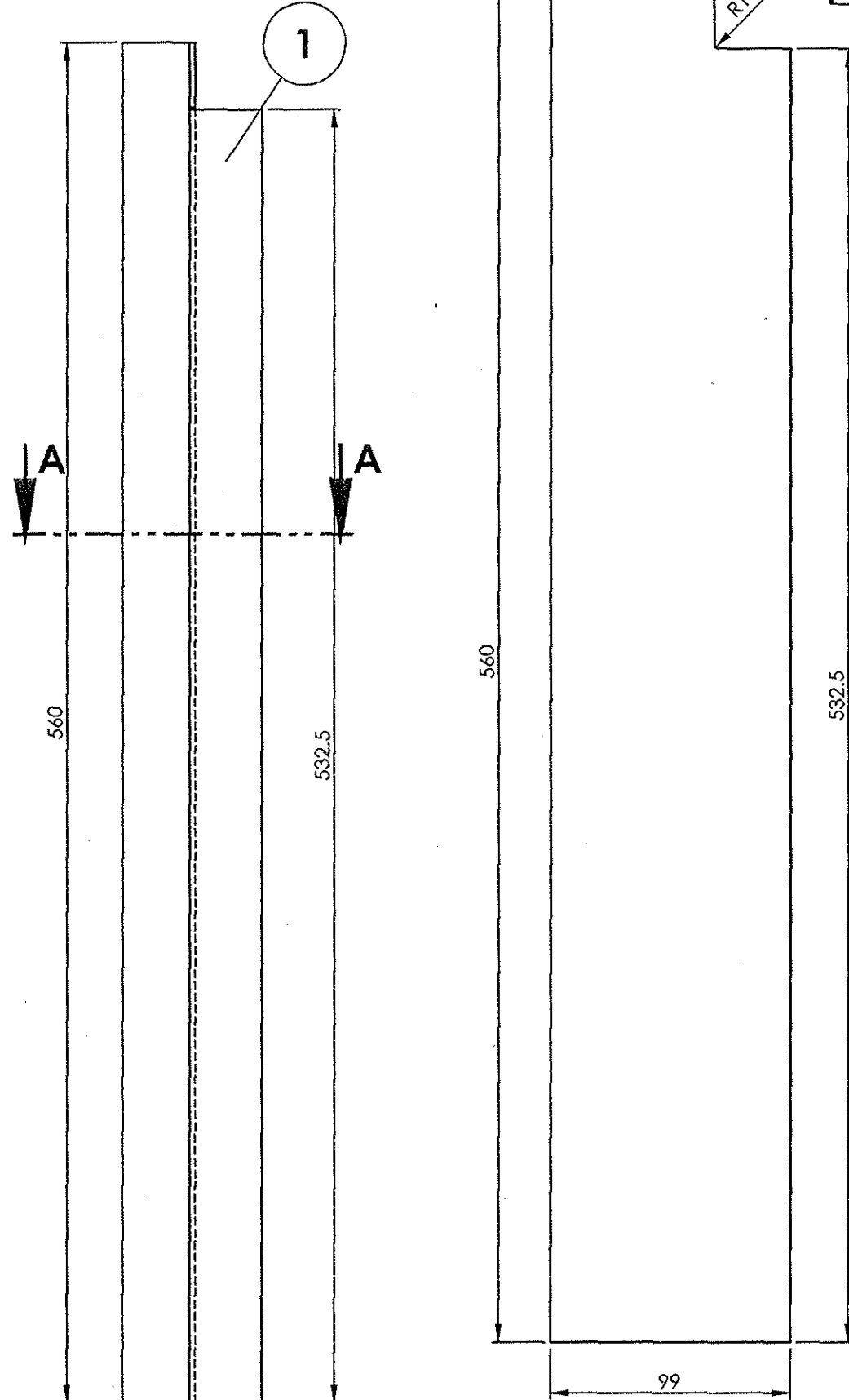
AAA15198

▽ ROUGH MACHINED	① ROUGH CLEANED
▽▽ FINISH MACHINED	② BURRS REMOVED
▽▽▽ FINE FINISH MACHINED	③ CHAMFERED


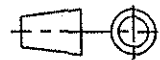
REVISIONS

ALT.	ZONE	DESCRIPTION	APPROVED & DATE
a		MATERIAL SPEC REVISED.	19/1

ALL DIMENSIONS ARE IN mm UNLESS OTHERWISE SPECIFIED. FOR UNTOLERANCED DIMENSIONS REFER DRAWING NO ICF/STD-9-0-001.
ANY MANUAL ALTERATION SHALL AUTOMATICALLY RENDER THIS DRAWING INVALID. WELDING SYMBOLS ARE AS PER IS: 813-1986.

SECTION A-A
SCALE 1 : 1

DEVELOPED VIEW

1	FLANGE	2.5x99x560	1		RDSO/SPEC C-K201 X2CrNi12	1.099		
QTY	DESCRIPTION	DIMENSIONS	ITEM NO.	REF. DRGS	MATL.SPEC.	WT/UNIT IN KGS	REMARKS	
GROUP: 1-5		SURFACE AREA IN Sq.m.:0.113			WT/ASSY IN Kgs: 1.093			
FLANGE					SCALE	SSE/D		
					1:2.5	CHD		
					ALT. a	ALTD	M.S.NETHAJI	
						DRN	D.MOSES & T J K VELU	
INDIAN RAILWAY STANDARDS INTEGRAL COACH FACTORY, CHENNAI - 600038				SHEET 1 OF 1				
					AAA15198		A3	

19-02-2016	26-02-2010	18.2
DATE OF LATEST ALT.	DATE OF FIRST ISSUE	SME

AAA15199

▽ ROUGH MACHINED

① ROUGH CLEANED

▽▽ FINISH MACHINED

①b BURRS REMOVED

▽▽▽ FINE FINISH MACHINED

①8 CHAMFERED

REVISIONS

ALT.

ZONE

DESCRIPTION

APPROVED &
DATE

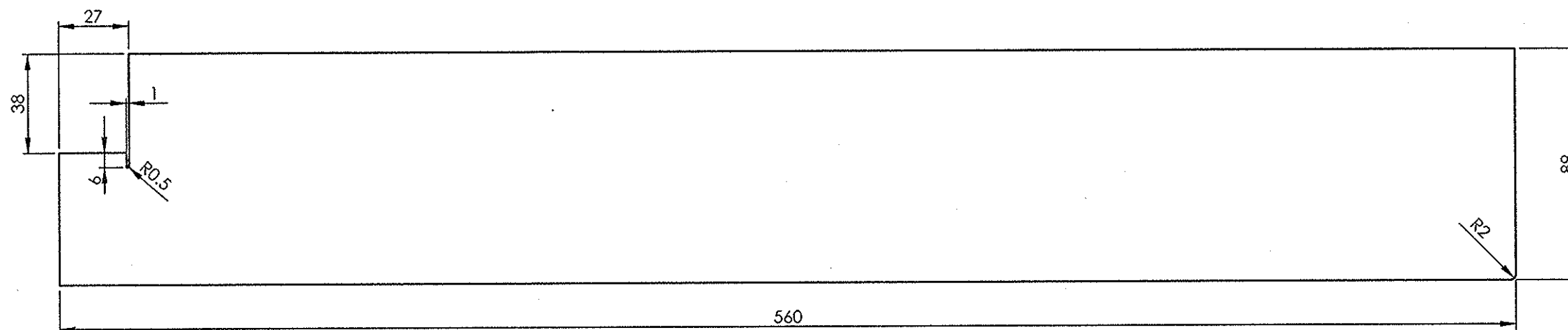
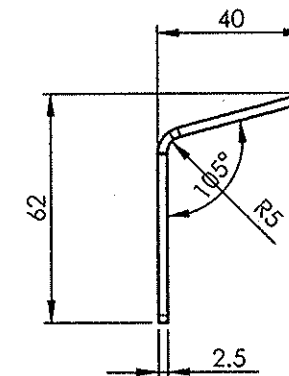
a

MATERIAL SPEC REVISED.

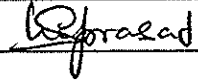

11/1

1

558



DEVELOPED VIEW

1	FLANGE	2.5x89x560	1		RDSO/SPEC C-K201 X2CrNi12	0.976	
QTY	DESCRIPTION	DIMENSIONS	ITEM NO.	REF. DRGS	MATL.SPEC.	WT/UNIT IN KGS	REMARKS
GROUP: 1-5		SURFACE AREA IN Sq.m.:0.101			WT/ASSY IN Kgs:0.978		
FLANGE					SCALE	SSE/D	
					1:2	CHD	
					ALT. a	ALTD	M.S.NETHAJI
						DRN	D.MOSES & T J K VELU
INDIAN RAILWAY STANDARDS INTEGRAL COACH FACTORY, CHENNAI - 600038				SHEET 1 OF 1			
					AAA15199		A3

3

2




•

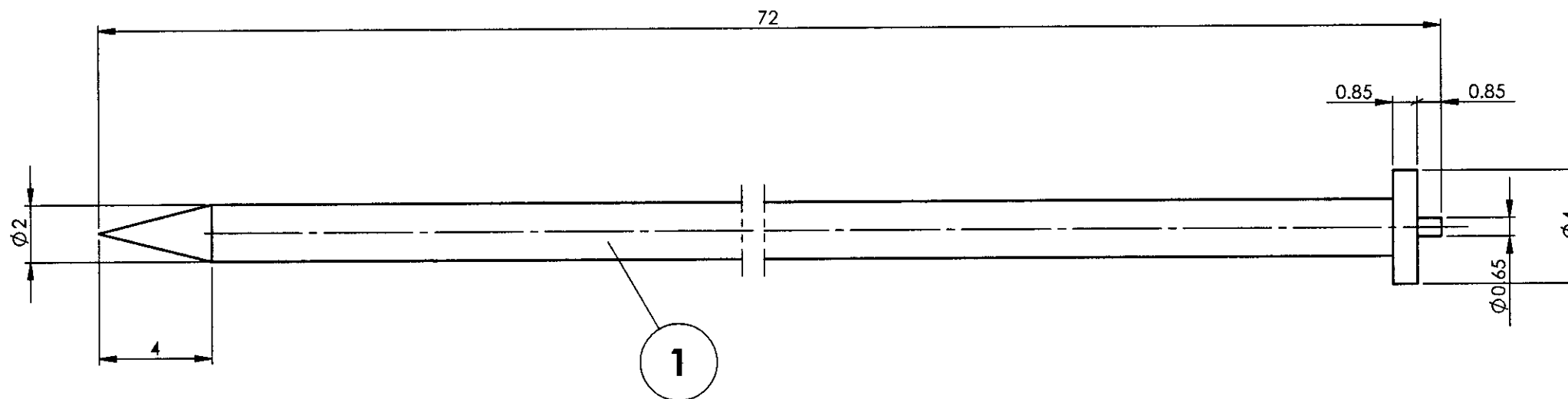
A3

1		2		3		4		5		6		7		8																																																																											
AAA15278				▽ ROUGH MACHINED		① ROUGH CLEANED		REVISIONS																																																																																	
				▽▽ FINISH MACHINED		①b BURRS REMOVED		ALT.		ZONE		DESCRIPTION		APPROVED & DATE																																																																											
				▽▽▽ FINE FINISH MACHINED		①8 CHAMFERED		a				MATERIAL SPEC REVISED.		19/1																																																																											
<div><div>15</div><div>15</div><div>6</div><div>1</div></div>																																																																																									
ALL DIMENSIONS ARE IN mm UNLESS OTHERWISE SPECIFIED. FOR UNTOLERANCED DIMENSIONS REFER DRAWING NO ICF/STD-9-0-001. ANY MANUAL ALTERATION SHALL AUTOMATICALLY RENDER THIS DRAWING INVALID. WELDING SYMBOLS ARE AS PER IS: 813-1986.																																																																																									
<table><tr><td>1</td><td>BACK PIECE</td><td>6x15x15</td><td>1</td><td></td><td>RDSO/SPEC C-K201 X2CrNi12</td><td>0.011</td><td></td></tr><tr><td>QTY</td><td>DESCRIPTION</td><td>DIMENSIONS</td><td>ITEM NO.</td><td>REF. DRGS</td><td>MATL.SPEC.</td><td>WT/UNIT IN KGS</td><td>REMARKS</td></tr><tr><td colspan="4">GROUP: 1-5 END CONSTRUCTION</td><td colspan="2">SURFACE AREA IN Sq.m.:0.001</td><td colspan="2">WT/ASSY IN Kgs:0.011</td></tr><tr><td colspan="5" rowspan="3">BACK PIECE</td><td>SCALE</td><td>SSE/D</td><td rowspan="2">19/2/2010</td></tr><tr><td>5:1</td><td>CHD</td></tr><tr><td>ALT.</td><td>ALTD</td><td>M.S.NETHAJI</td></tr><tr><td>a</td><td>DRN</td><td colspan="5">A.Palanichamy & T J K VELU</td></tr><tr><td colspan="5">INDIAN RAILWAY STANDARDS</td><td colspan="2">SHEET 1 OF 1</td><td rowspan="2">AAA15278</td><td rowspan="2">A3</td></tr><tr><td colspan="5">INTEGRAL COACH FACTORY, CHENNAI - 600038</td></tr><tr><td colspan="2">19-02-2010</td><td colspan="2">26-02-2010</td><td colspan="2">SME</td><td colspan="2"></td></tr><tr><td colspan="2">DATE OF LATEST ALT.</td><td colspan="2">DATE OF FIRST ISSUE</td><td colspan="2"></td><td colspan="2"></td></tr></table>																1	BACK PIECE	6x15x15	1		RDSO/SPEC C-K201 X2CrNi12	0.011		QTY	DESCRIPTION	DIMENSIONS	ITEM NO.	REF. DRGS	MATL.SPEC.	WT/UNIT IN KGS	REMARKS	GROUP: 1-5 END CONSTRUCTION				SURFACE AREA IN Sq.m.:0.001		WT/ASSY IN Kgs:0.011		BACK PIECE					SCALE	SSE/D	19/2/2010	5:1	CHD	ALT.	ALTD	M.S.NETHAJI	a	DRN	A.Palanichamy & T J K VELU					INDIAN RAILWAY STANDARDS					SHEET 1 OF 1		AAA15278	A3	INTEGRAL COACH FACTORY, CHENNAI - 600038					19-02-2010		26-02-2010		SME				DATE OF LATEST ALT.		DATE OF FIRST ISSUE					
1	BACK PIECE	6x15x15	1		RDSO/SPEC C-K201 X2CrNi12	0.011																																																																																			
QTY	DESCRIPTION	DIMENSIONS	ITEM NO.	REF. DRGS	MATL.SPEC.	WT/UNIT IN KGS	REMARKS																																																																																		
GROUP: 1-5 END CONSTRUCTION				SURFACE AREA IN Sq.m.:0.001		WT/ASSY IN Kgs:0.011																																																																																			
BACK PIECE					SCALE	SSE/D	19/2/2010																																																																																		
					5:1	CHD																																																																																			
					ALT.	ALTD	M.S.NETHAJI																																																																																		
a	DRN	A.Palanichamy & T J K VELU																																																																																							
INDIAN RAILWAY STANDARDS					SHEET 1 OF 1		AAA15278	A3																																																																																	
INTEGRAL COACH FACTORY, CHENNAI - 600038																																																																																									
19-02-2010		26-02-2010		SME																																																																																					
DATE OF LATEST ALT.		DATE OF FIRST ISSUE																																																																																							
1		2		3		4		5		6		7		8																																																																											

AAA16493


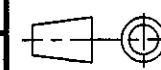
▽ ROUGH MACHINED	① ROUGH CLEANED
▽▽ FINISH MACHINED	② BURRS REMOVED
▽▽▽ FINE FINISH MACHINED	③ CHAMFERED

REVISIONS			
ALT.	ZONE	DESCRIPTION	APPROVED & DATE
a		DRAWING REVISED.	




ALL DIMENSIONS ARE IN mm UNLESS OTHERWISE SPECIFIED. FOR UNTOLERANCED DIMENSIONS AND ROUGHNESS VALUES, REFER DRAWING NO ICF/STD-9-0-001.
ANY MANUAL ALTERATION SHALL AUTOMATICALLY RENDER THIS DRAWING INVALID. WELDING SYMBOLS ARE AS PER EN ISO 2553.
WEIGHT GIVEN IN DRAWING IS FOR INDICATIVE PURPOSE ONLY

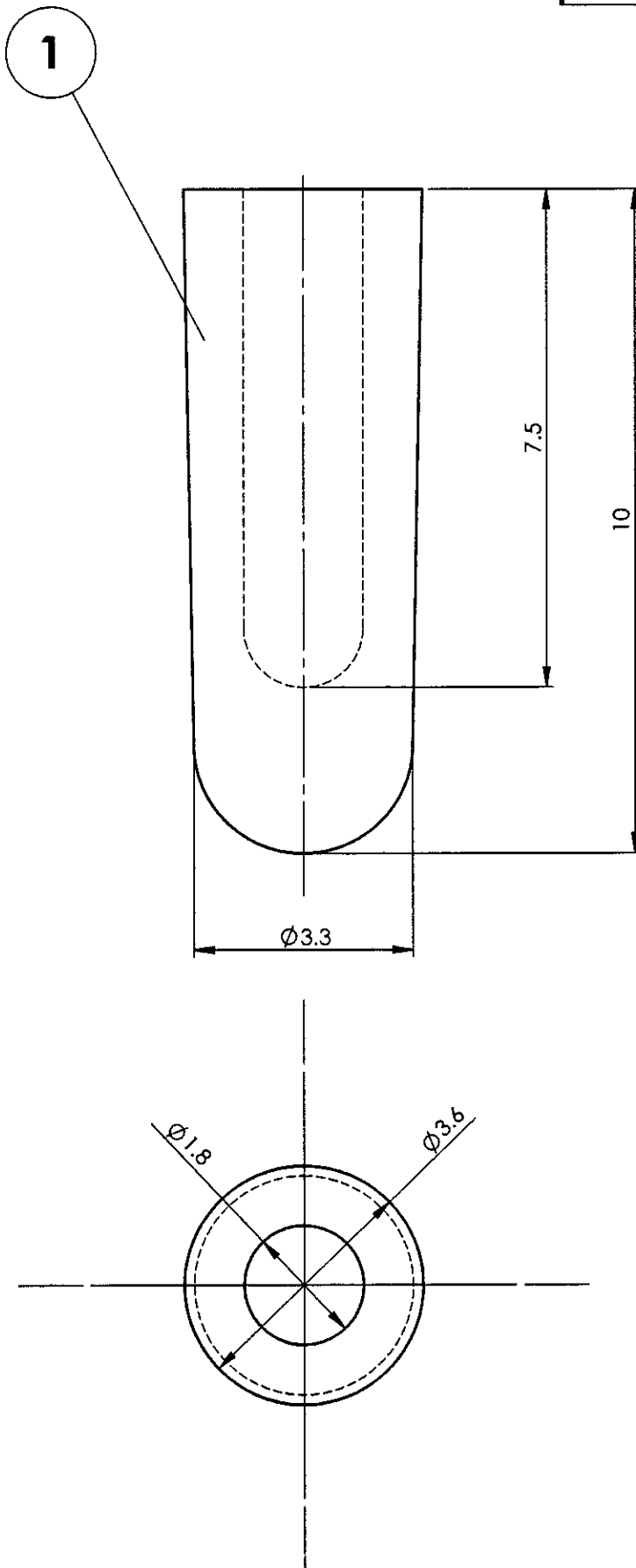
REF.DRG.NO.mi001576, ITEM-1

1	WELDING PIN	Ø 4 x 72	1		IS:6528 X04Cr18Ni10	0.002	
Default	DESCRIPTION	DIMENSIONS	ITEM NO.	REF. DRGS	MATL.SPEC.	WT/UNIT IN KGS	REMARKS
GROUP: 1-6 ROOF CONSTRUCTION		SURFACE AREA IN Sq.m.: 0.000			WT/ASSY IN Kgs:		
WELDING PIN					SCALE	SSE/D	
					5:1	CHD	
					ALT. a	ALTD	A.Palanichamy
						DRN	3D:A.Palanichamy 2D:P.Murugan
INDIAN RAILWAY STANDARDS							
INTEGRAL COACH FACTORY, CHENNAI - 600038				SHEET 1 OF 1	AAA16493		A3


AAA16494

▽ ROUGH MACHINED	① ROUGH CLEANED
▽▽ FINISH MACHINED	①b BURRS REMOVED
▽▽▽ FINE FINISH MACHINED	①8 CHAMFERED

REVISIONS				APPROVED & DATE
ALT.	ZONE	DESCRIPTION		
a		DRAWING REVISED.		



1	CAP	Ø3.6x10	1		IS:5831	0.000	
Default	DESCRIPTION	DIMENSIONS	ITEM NO.	REF. DRGS	MATL.SPEC.	WT/UNIT IN KGS	REMARKS
GROUP: 1-6 ROOF CONSTRUCTION		SURFACE AREA IN Sq.m.:0.000			WT/ASSY IN Kgs:		
CAP					SCALE	SSE/D	
					10:1	CHD	
					ALT.	ALTD	A.Palanichamy
					a	DRN	3D:A.Palanichamy 2D:P.Murugan
INDIAN RAILWAY STANDARDS INTEGRAL COACH FACTORY, CHENNAI - 600036				SHEET 1 OF 1			
					AAA16494		A3

06-02-2024	19-07-2013	
DATE OF LATEST ALT.	DATE OF FIRST ISSUE	AME/SME


REF.DRG.NO.mi001576, ITEM-2

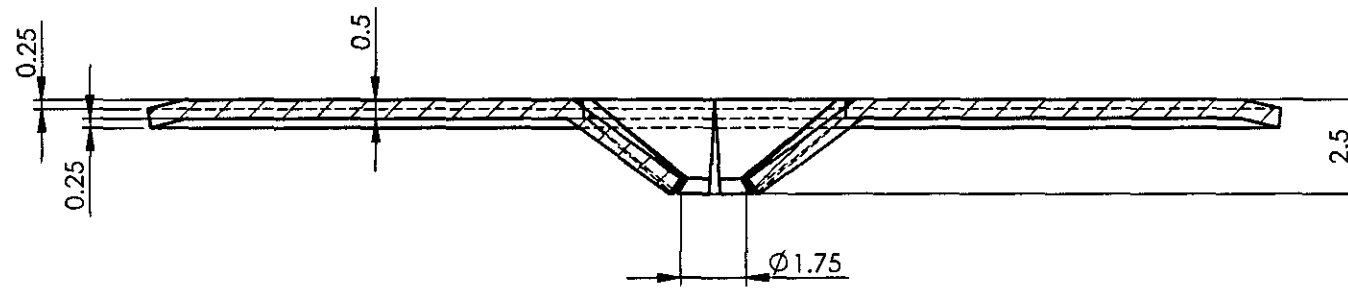
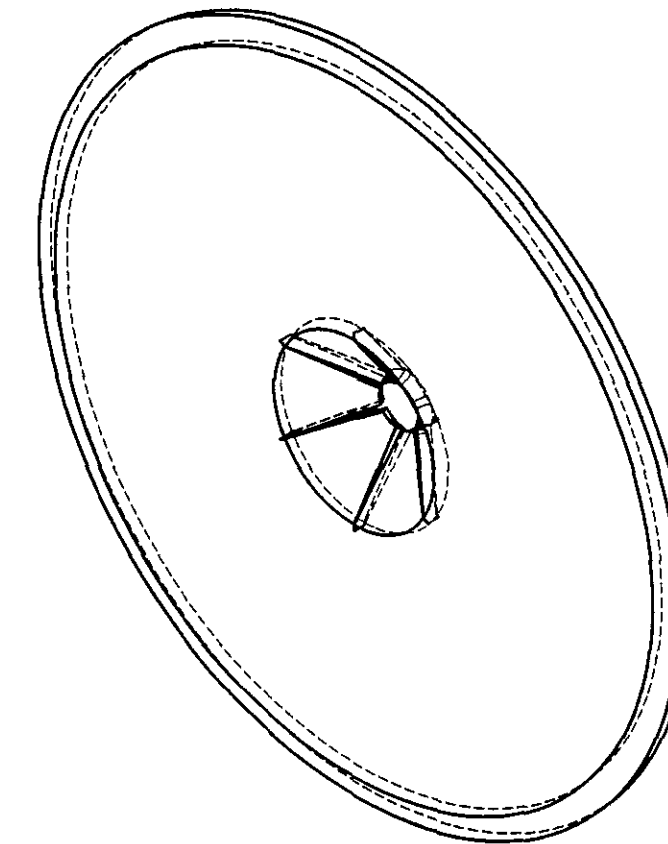
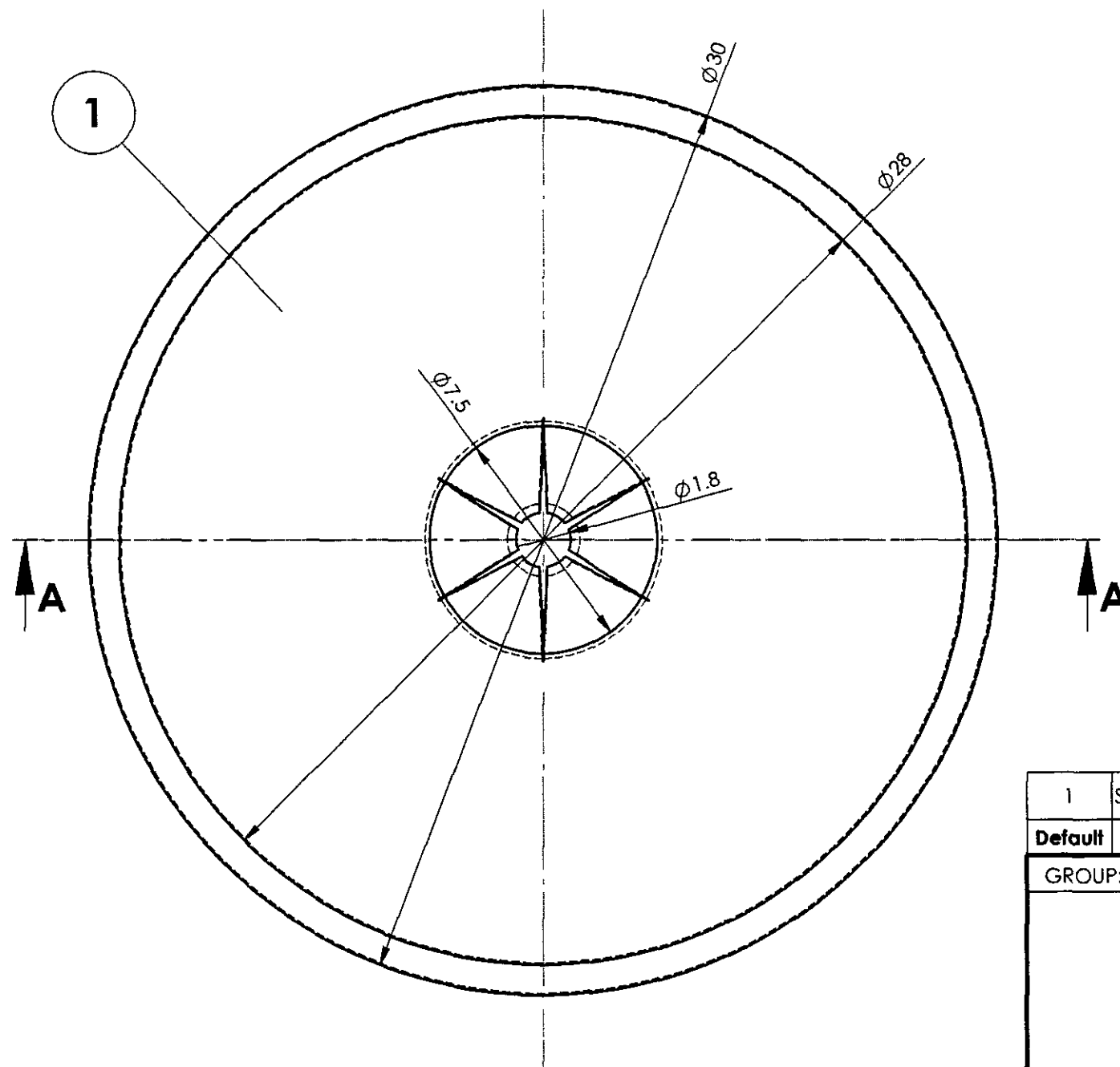
ALL DIMENSIONS ARE IN mm UNLESS OTHERWISE SPECIFIED. FOR UNTOLERANCED DIMENSIONS AND ROUGHNESS VALUES, REFER DRAWING NO ICF/STD-9-0-001.
ANY MANUAL ALTERATION SHALL AUTOMATICALLY RENDER THIS DRAWING INVALID. WELDING SYMBOLS ARE AS PER EN ISO 2553.
WEIGHT GIVEN IN DRAWING IS FOR INDICATIVE PURPOSE ONLY

AAA16495


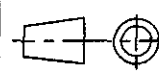
▽ ROUGH MACHINED	① ROUGH CLEANED
▽▽ FINISH MACHINED	①b BURRS REMOVED
▽▽▽ FINE FINISH MACHINED	①B CHAMFERED

REVISIONS

ALT.	ZONE	DESCRIPTION	APPROVED & DATE
a		DRAWING REVISED.	


SECTION A-A
SCALE 5 : 1

ISOMETRIC VIEW

1	SERRATED SPRING WASHER	DIA 30 x 0.5 THICK	1		IS:4072 Gr.65C6	0.003	COATING TO MDT5057
Default	DESCRIPTION	DIMENSIONS	ITEM NO	REF. DRGS	MATL.SPEC.	WT/UNIT IN KGS	REMARKS
GROUP: 1-6 ROOF CONSTRUCTION				SURFACE AREA IN Sq.m.:0.001		WT/ASSY IN Kgs:	
SERRATED SPRING WASHER					SCALE 2:1	SSE/D CHD	
					ALT. a	ALTD DRN	A.Palanichamy 3D:A.Palanichamy 2D:P.Murugan
INDIAN RAILWAY STANDARDS				SHEET 1 OF 1			
						AAA16495	
INTEGRAL COACH FACTORY, CHENNAI - 600038						A3	

ALL DIMENSIONS ARE IN mm UNLESS OTHERWISE SPECIFIED. FOR UNTOLERANCED DIMENSIONS AND ROUGHNESS VALUES, REFER DRAWING NO ICF/STD-9-0-001.
ANY MANUAL ALTERATION SHALL AUTOMATICALLY RENDER THIS DRAWING INVALID. WELDING SYMBOLS ARE AS PER EN ISO 2553.
WEIGHT GIVEN IN DRAWING IS FOR INDICATIVE PURPOSE ONLY

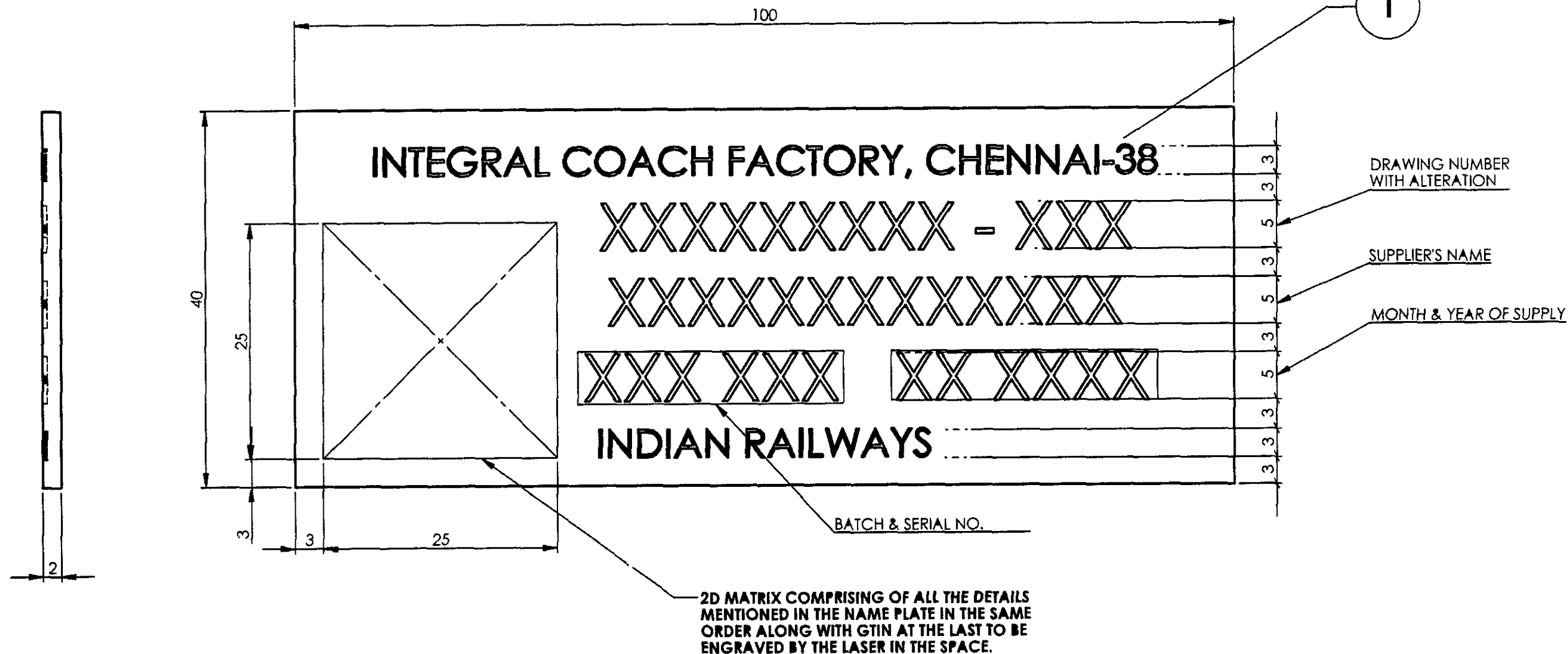
REF.DRG.NO.mi001576, ITEM-3

06-02-2024	19-07-2013	
DATE OF LATEST ALT.	DATE OF FIRST ISSUE	AME/SME

AAA51072

▽ ROUGH MACHINED	① ROUGH CLEANED
▽▽ FINISH MACHINED	①① BURRS REMOVED
▽▽▽ FINE FINISH MACHINED	①①① CHAMFERED

REVISIONS			
ALT.	ZONE	DESCRIPTION	APPROVED & DATE
a		NAME PLATE REVISED.	-sd-
b		DESIGN REVISED.	-sd-
c		BATCH & SERIAL NO. ADDED	-sd-
d		NOTE-2 ADDED.	<i>sd</i>

**NOTE:**

1. LETTERS TO BE PUNCHED OR ENGRAVED.

2. ALTERNATIVELY AISI-304/SS-304 (X02Cr19Ni10)/IS:6911(X04Cr19Ni9) ALSO ACCEPTABLE.


1	NAME PLATE FOR SUPPLIER IDENTIFICATION	2x40x100	1		RDSO/SPEC C-K201 X2 Cr Ni 12	0.063	\$
QTY	DESCRIPTION	DIMENSIONS	ITEM NO.	REF. DRGS	MATL.SPEC.	WT/UNIT IN KGS	REMARKS
GROUP: 5-1 Body Side Doors		SURFACE AREA IN Sq.m.:0.009		WT/ASSY IN Kgs:			
NAME PLATE FOR SUPPLIER IDENTIFICATION				SCALE 2:1	SSE/D	<i>sd</i>	
				ALT. d	CHD		
INDIAN RAILWAY STANDARDS				ALT. d	ALTD	KUNTI THAKUR	
				ALT. d	DRN	G. NAGESWARAN	
INDIAN RAILWAY STANDARDS				SHEET 1 OF 1		AAA51072 A3	
INTEGRAL COACH FACTORY, CHENNAI - 600038							

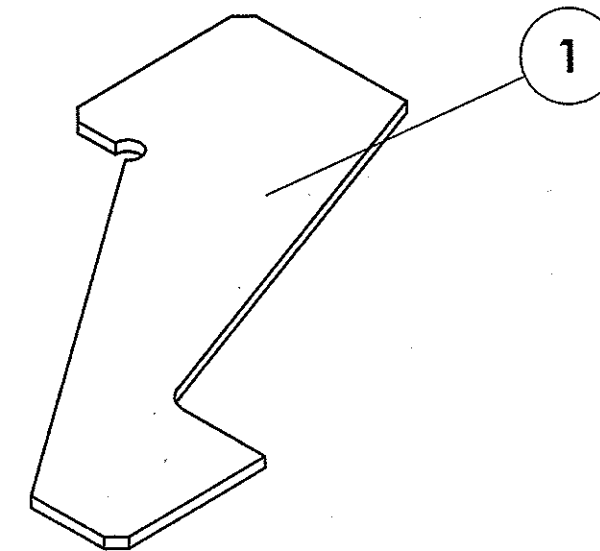
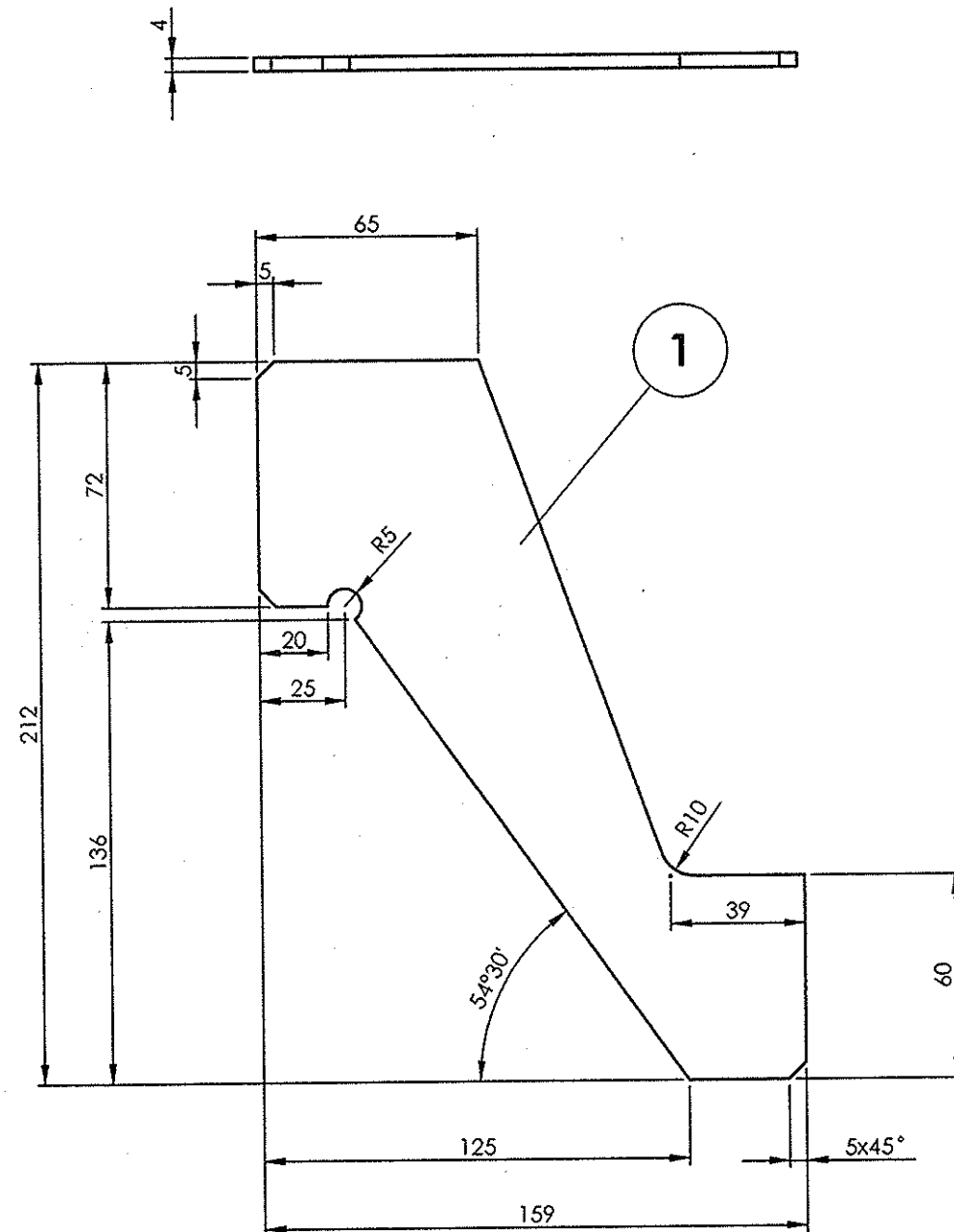
06-07-2024	02.06.2010	<i>sd</i>
DATE OF LATEST ALT.	DATE OF FIRST ISSUE	AME/SME

REF.DRG.NO.

AAB14289

▽ ROUGH MACHINED	① ROUGH CLEANED
▽▽ FINISH MACHINED	② BURRS REMOVED
▽▽▽ FINE FINISH MACHINED	③ CHAMFERED


REVISIONS			
ALT.	ZONE	DESCRIPTION	APPROVED & DATE
a		DESIGN OF ITEM-1 REVISED.	

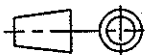


ISOMETRIC VIEW

ALL DIMENSIONS ARE IN mm UNLESS OTHERWISE SPECIFIED. FOR UNTOLERANCED DIMENSIONS AND ROUGHNESS VALUES REFER DRAWING NO ICF/STD-9-0-001.
ANY MANUAL ALTERATION SHALL AUTOMATICALLY RENDER THIS DRAWING INVALID. WELDING SYMBOLS ARE AS PER IS: 813: 1986.
WEIGHT GIVEN IN DRAWING IS FOR INDICATIVE PURPOSE ONLY

REF.DRG.NO.ip10132

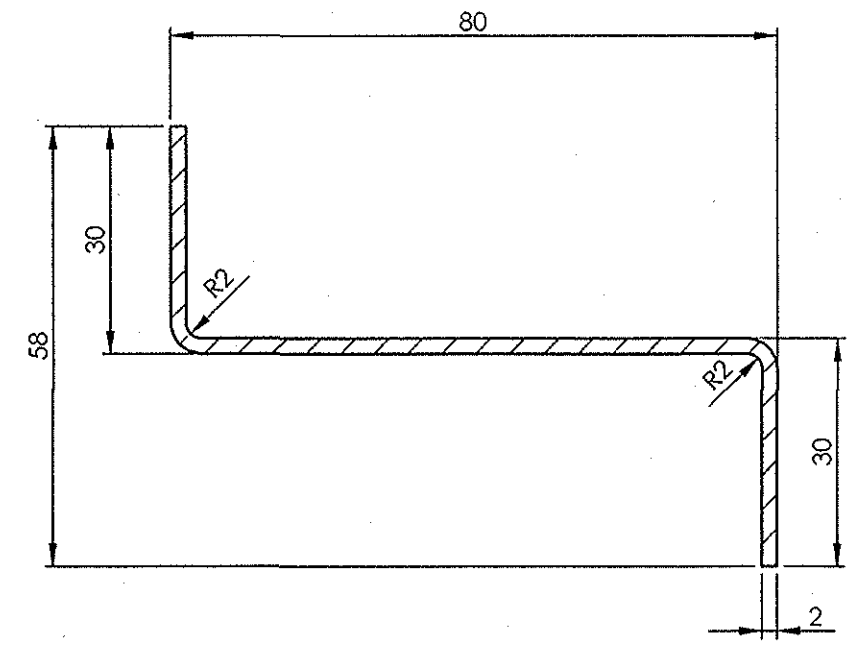
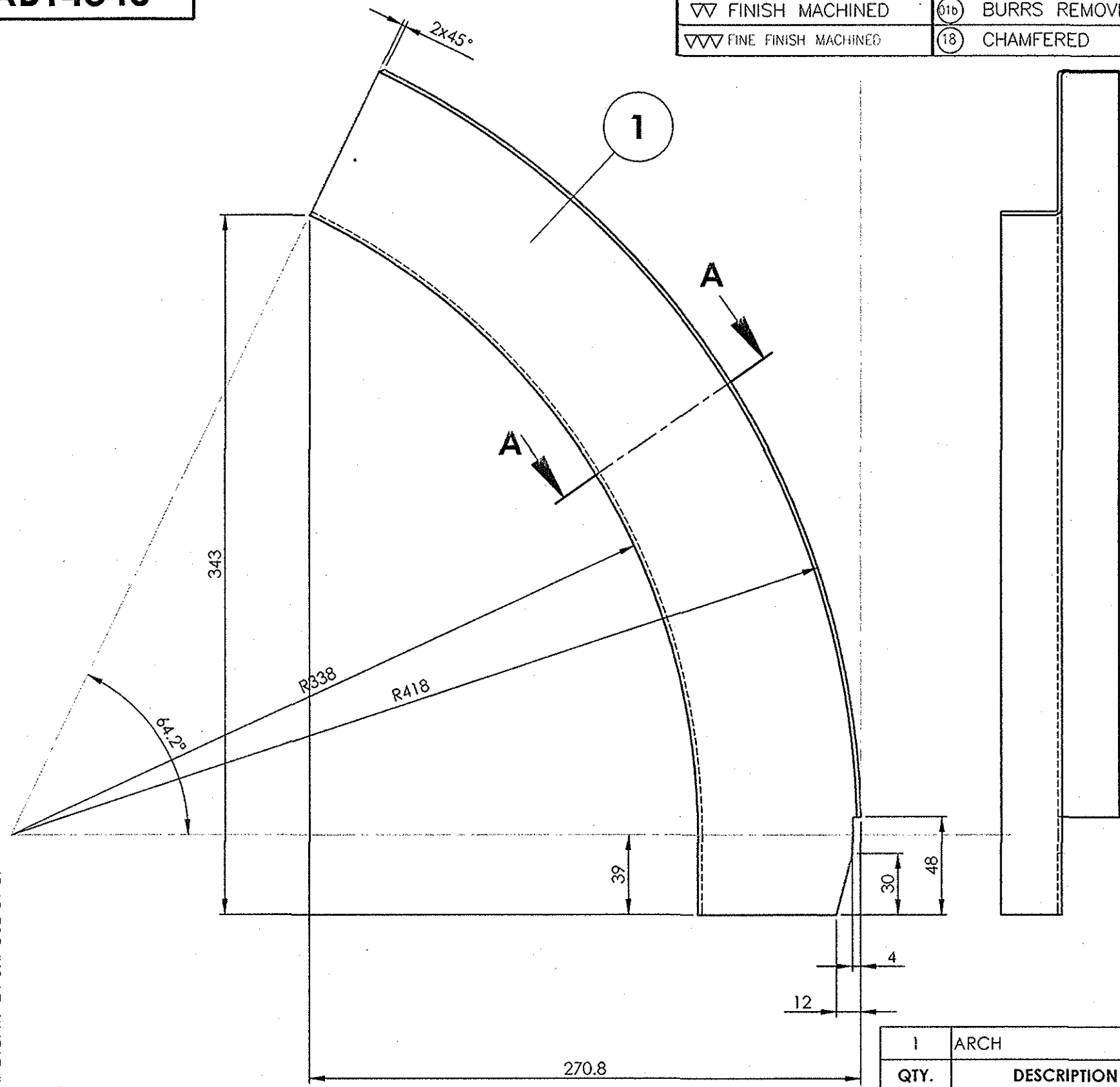
10/02/18	06-04-2015	
DATE OF LATEST ALT.	DATE OF FIRST ISSUE	AME/SME

1	WEB	4x159x212	1		RDSO/SPEC C- K201 X2CrNi12	0.42	
QTY.	DESCRIPTION	DIMENSIONS	ITEM NO.	REF. DRGS	MATL.SPEC.	WT/UNIT IN KGS	REMARKS
GROUP: 1-4			SURFACE AREA IN Sq.m.: 28535.06		WT/ASSY IN Kgs:		
WEB					SCALE	SSE/D	A-4
					1:2	CHD	
					ALT.	ALTD	Aswin R
					a	DRN	V.S.SRIDHARAN
INDIAN RAILWAY STANDARDS							
					SHEET 1 OF 1		
INTEGRAL COACH FACTORY, CHENNAI - 600038					AAB14289		A3

AAB14340

▽ ROUGH MACHINED	① ROUGH CLEANED
▽▽ FINISH MACHINED	①b BURRS REMOVED
▽▽▽ FINE FINISH MACHINED	⑱ CHAMFERED

REVISIONS			
ALT.	ZONE	DESCRIPTION	APPROVED & DATE


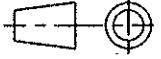


SECTION A-A
SCALE 1 : 1

ALL DIMENSIONS ARE IN mm UNLESS OTHERWISE SPECIFIED. FOR UNTOLERANCED DIMENSIONS AND ROUGHNESS VALUES, REFER DRAWING NO ICF/STD-9-0-001.
ANY MANUAL ALTERATION SHALL AUTOMATICALLY RENDER THIS DRAWING INVALID. WELDING SYMBOLS ARE AS PER IS: 813-1986.
WEIGHT GIVEN IN DRAWING IS FOR INDICATIVE PURPOSE ONLY

REF.DRG.NO.2 10113.0.20.110.102 Alt -/-

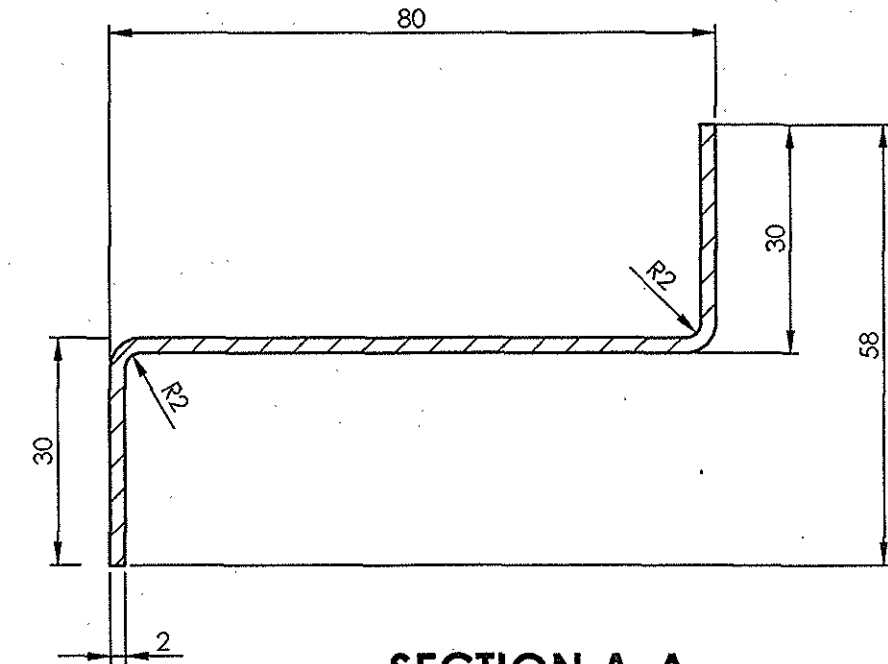
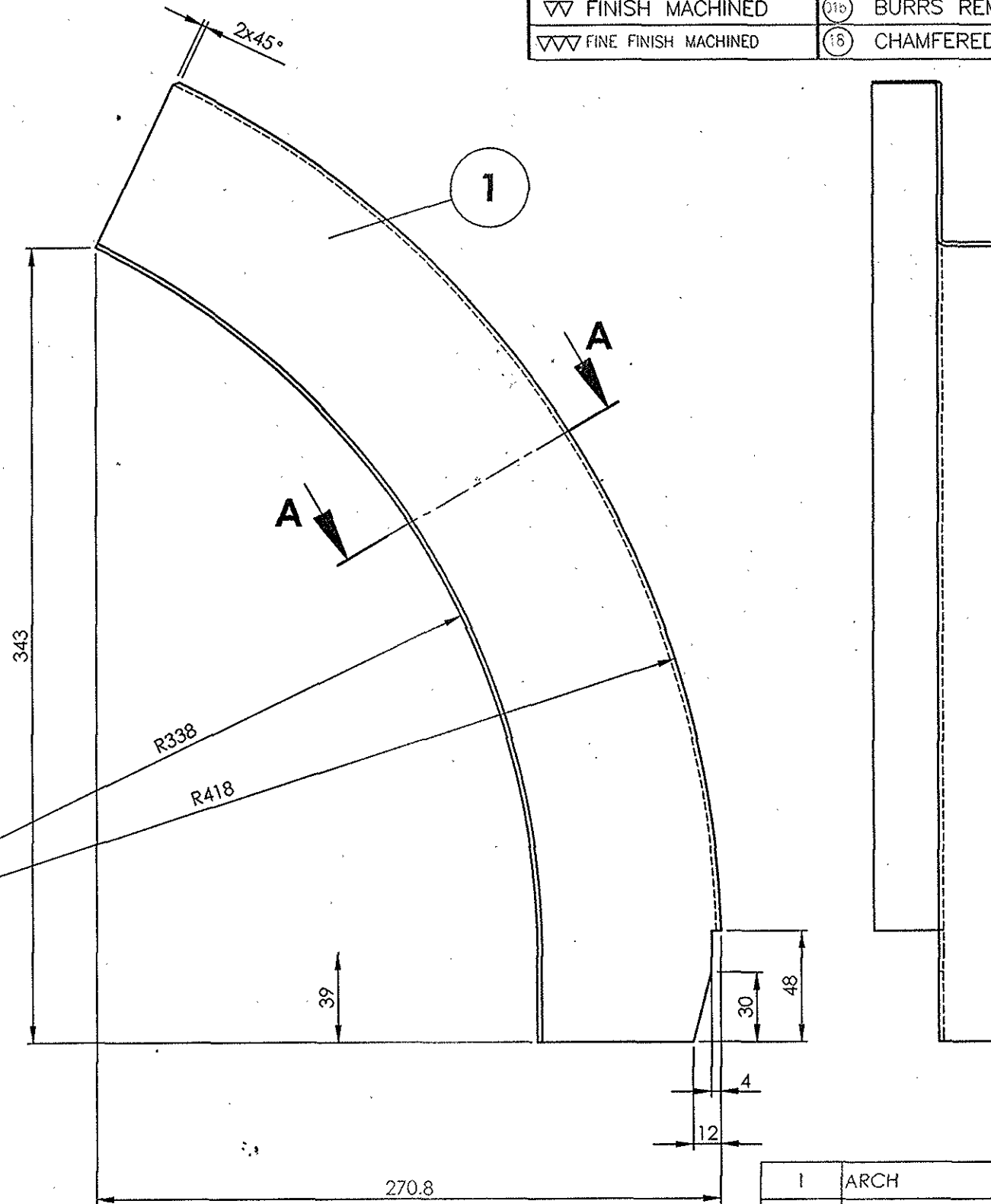
	22-04-2016	<i>P. S. Sange</i>
DATE OF LATEST ALT.	DATE OF FIRST ISSUE	AME/SME

1	ARCH	2X305.5X440	1		RDSO/SPEC C- K201 X2CrNi12	0.961	
QTY.	DESCRIPTION	DIMENSIONS	ITEM NO.	REF. DRGS	MATL.SPEC.	WT/UNIT IN KGS	REMARKS
GROUP: 1-4		SURFACE AREA IN Sq.m.:0.123			WT/ASSY IN Kgs:		
ARCH					SCALE	SSE/D	
					1:2.5	CHD	
					ALT.	ALTD	A.Palanichamy
						DRN	
INDIAN RAILWAY STANDARDS INTEGRAL COACH FACTORY, CHENNAI - 600038				SHEET 1 OF 1			
					AAB14340		A3

AAB14341

▽ ROUGH MACHINED	① ROUGH CLEANED
▽▽ FINISH MACHINED	② BURRS REMOVED
▽▽▽ FINE FINISH MACHINED	③ CHAMFERED


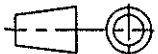
REVISIONS			
ALT.	ZONE	DESCRIPTION	APPROVED & DATE

SECTION A-A
SCALE 1:1

ALL DIMENSIONS ARE IN mm UNLESS OTHERWISE SPECIFIED. FOR UNTOLERANCED DIMENSIONS AND ROUGHNESS VALUES, REFER DRAWING NO ICF/STD-9-0-001.
ANY MANUAL ALTERATION SHALL AUTOMATICALLY RENDER THIS DRAWING INVALID. WELDING SYMBOLS ARE AS PER IS: 813-1986.
WEIGHT GIVEN IN DRAWING IS FOR INDICATIVE PURPOSE ONLY

REF.DRG.NO.2 10113.0.20.110.101 Alt A

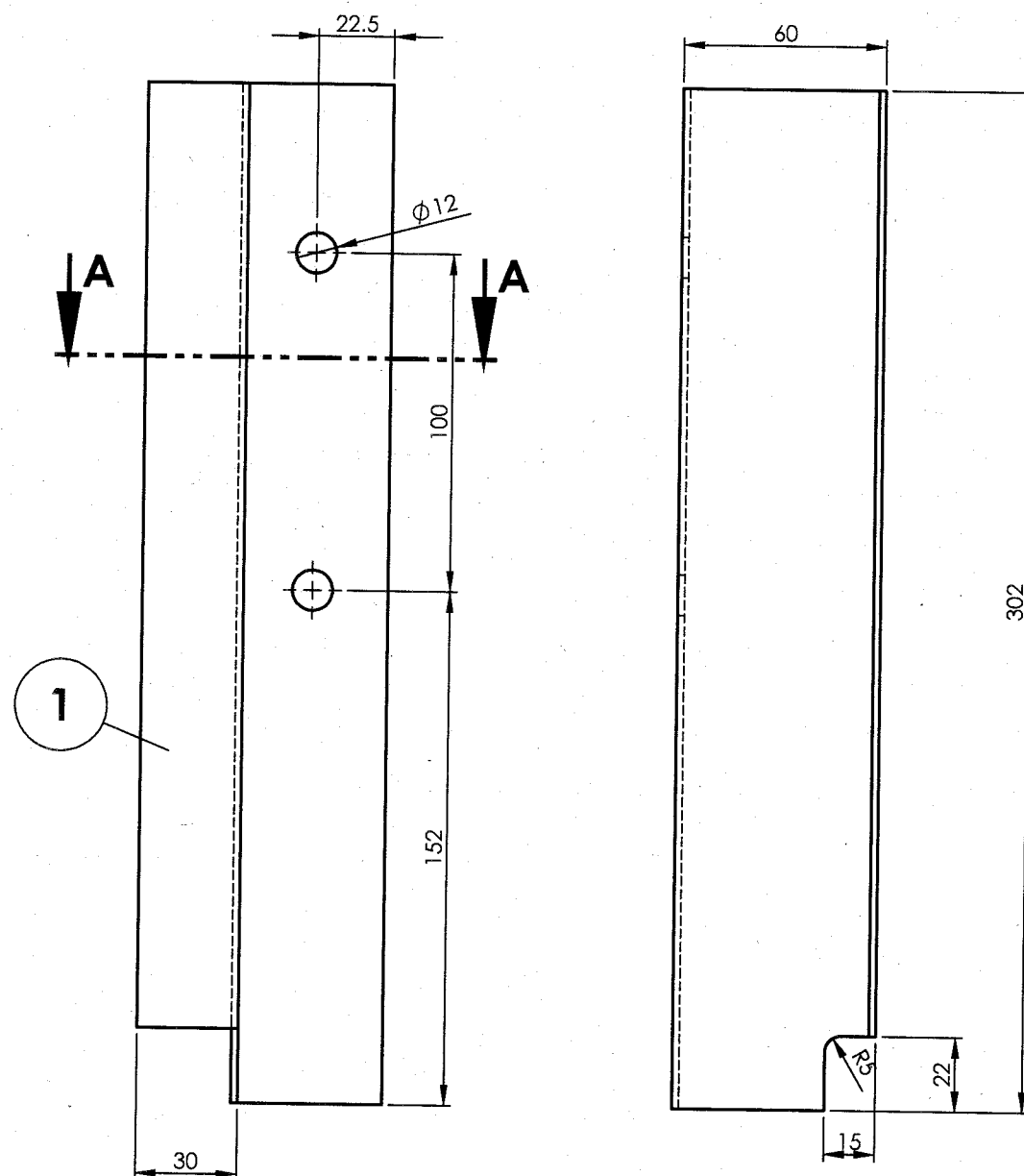
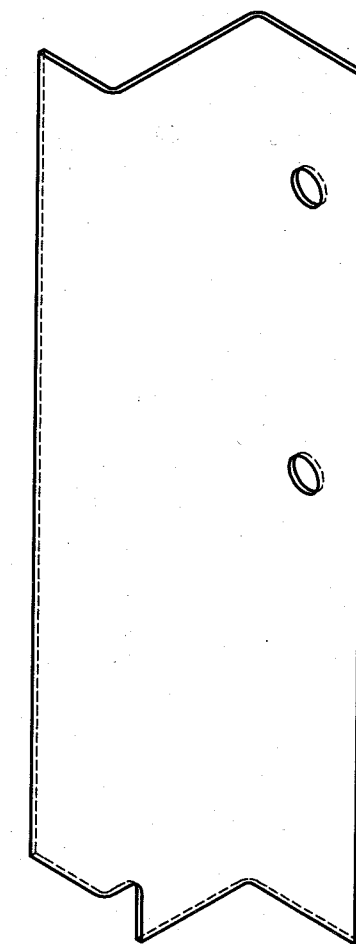
DATE OF LATEST AGT	14 -03-2015	AME/SME
--------------------	-------------	---------

I	ARCH	2X305.5X440	1		RDSO/SPEC C-K201 X2CrNi12	0.961		
QTY.	DESCRIPTION	DIMENSIONS	ITEM NO.	REF. DRGS	MATL.SPEC.	WT/UNIT IN KGS.	REMARKS	
GROUP: 1-4		SURFACE AREA IN Sq.m.:0.123			WT/ASSY IN Kgs:			
ARCH					SCALE	SSE/D		
					1:2.5	CHD		
					ALT.	ALTD		
						DRN	A.Palanichamy	
INDIAN RAILWAY STANDARDS INTEGRAL COACH FACTORY, CHENNAI - 600038								
					SHEET 1 OF 1		AAB14341	A3

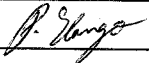
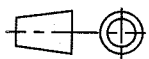
AAC14907

▽ ROUGH MACHINED	① ROUGH CLEANED
▽▽ FINISH MACHINED	①b BURRS REMOVED
▽▽▽ FINE FINISH MACHINED	⑱ CHAMFERED

REVISIONS			
ALT.	ZONE	DESCRIPTION	APPROVED & DATE

SECTION A-A
SCALE 1 : 1

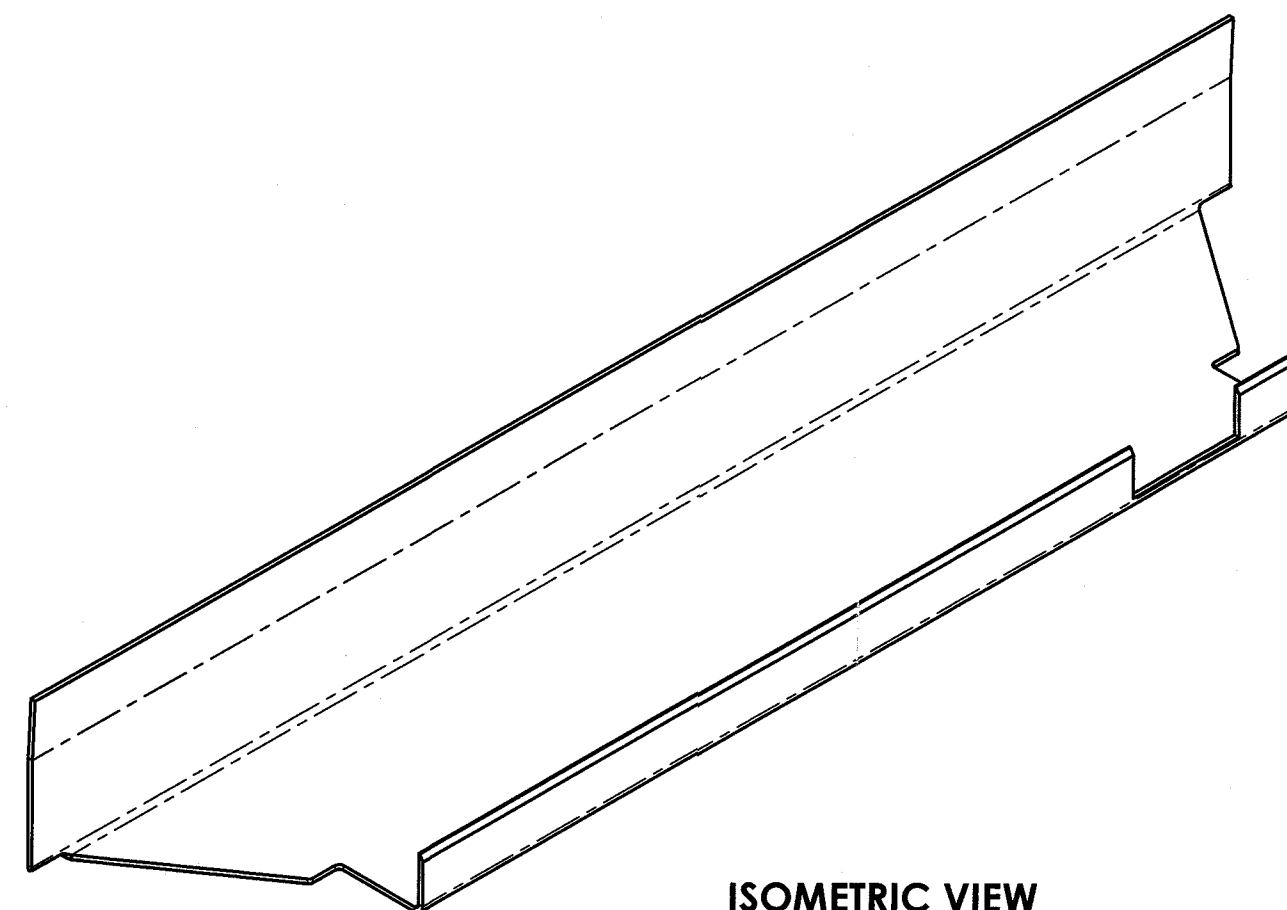
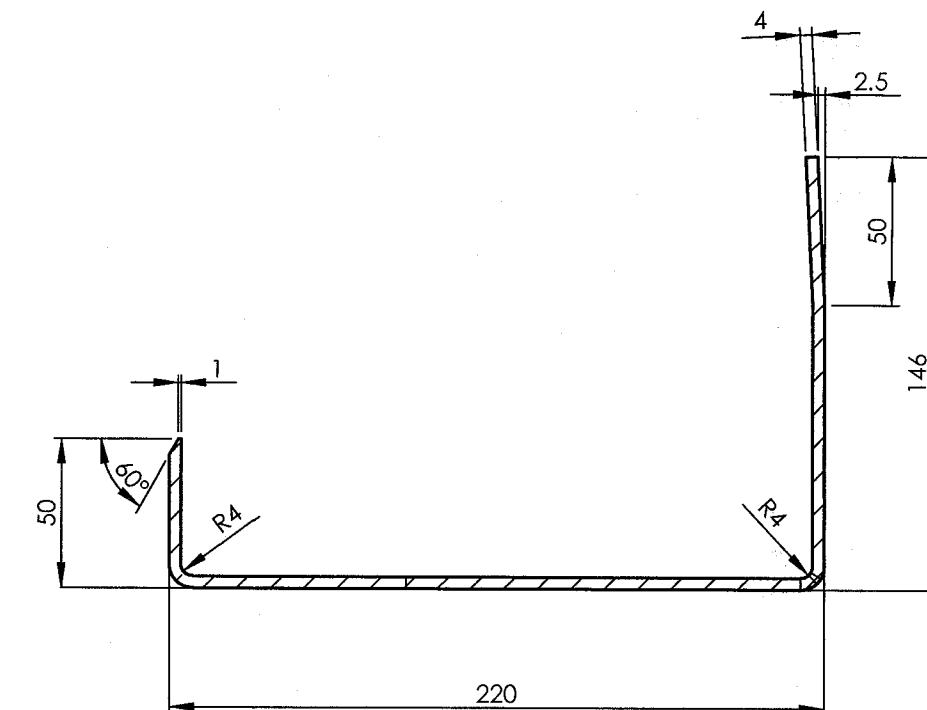
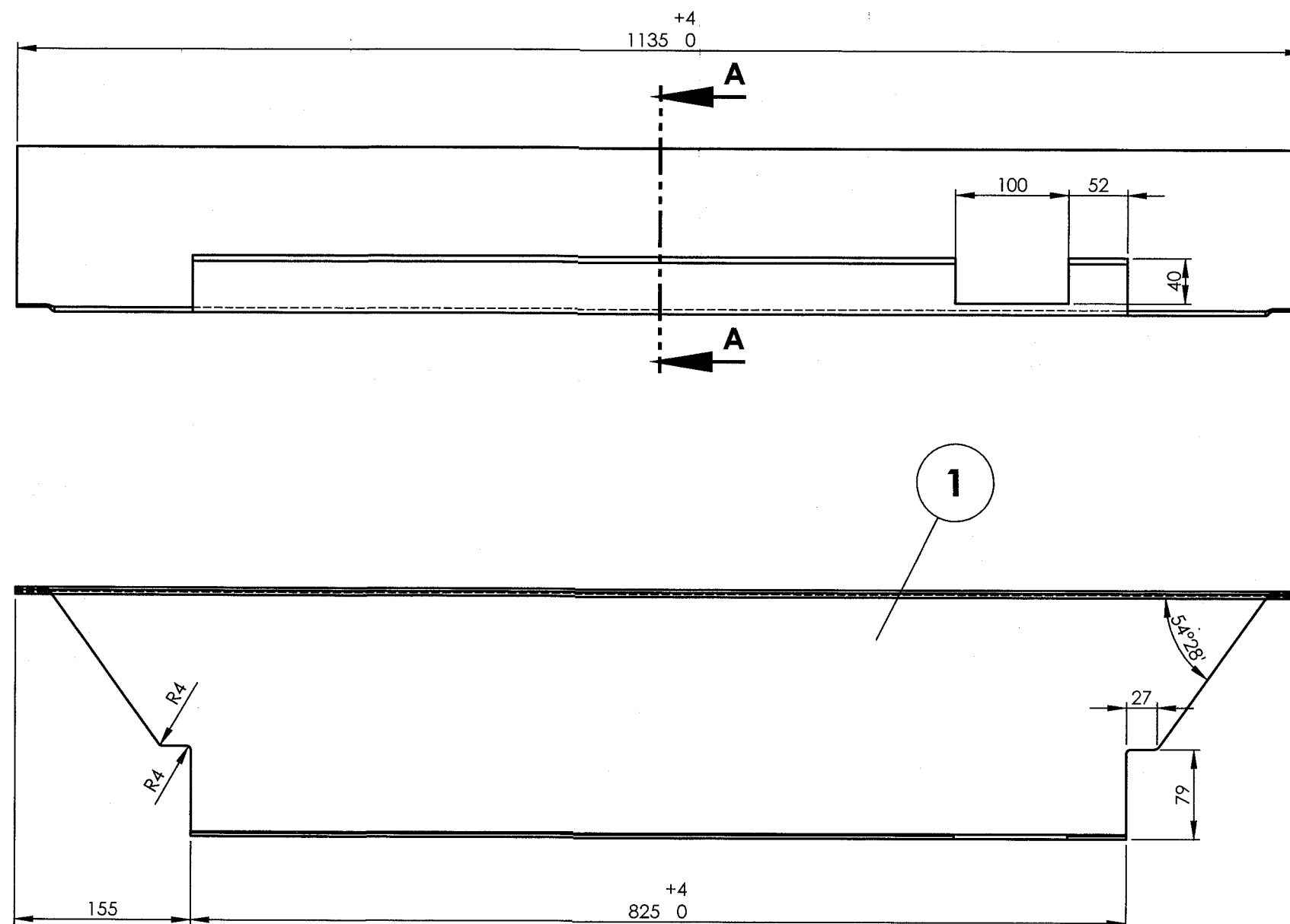
ALL DIMENSIONS ARE IN mm UNLESS OTHERWISE SPECIFIED. FOR UNTOLERANCED DIMENSIONS REFER DRAWING NO ICF/STD-9-0-001.
ANY MANUAL ALTERATION SHALL AUTOMATICALLY RENDER THIS DRAWING INVALID. WELDING SYMBOLS ARE AS PER IS: 813-1986.

1	VERTICAL PILLAR	2x128.4x302	1		RDSO/SPEC C-K201 X2CrNi12	0.602	
QTY	DESCRIPTION	DIMENSIONS	ITEM NO.	REF. DRGS	MATL.SPEC.	WT/UNIT IN KGS	REMARKS
GROUP: 1-4		SURFACE AREA IN Sq.m.:0.077			WT/ASSY IN Kgs: 1.460		
VERTICAL PILLAR					SCALE	SSE/D	
					1:2	CHD	
					ALT.	ALTD	
						DRN	T.UKKIRAPANDIAN
INDIAN RAILWAY STANDARDS INTEGRAL COACH FACTORY, CHENNAI - 600038				SHEET 1 OF 1			
					AAC14907		
					A3		

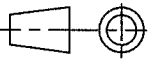
AAD14184

▽ ROUGH MACHINED	01 ROUGH CLEANED
▽▽ FINISH MACHINED	01b BURRS REMOVED
▽▽▽ FINE FINISH MACHINED	018 CHAMFERED

REVISIONS			
ALT.	ZONE	DESCRIPTION	APPROVED & DATE
a		40x90 CUTAWAY ADDED. Ø40 CUTAWY DELETED. VIEWS UPDATED.	sd/-
b		CUTAWAY ALTD FROM 40x90 TO 40x100. VIEWS UPDATED.	



ISOMETRIC VIEW

1	UPPER FRAME PART	4x403x1135	1		RDSO/SPEC C- K201 X2 Cr Ni 12	12.54	
QTY	DESCRIPTION	DIMENSIONS	ITEM NO.	REF. DRGS	MATL.SPEC.	WT/UNIT IN KGS	REMARKS
GROUP: 1-4			SURFACE AREA IN Sq.m.: 0.80		WT/ASSY IN Kgs:		
UPPER FRAME PART					SCALE 1:5	SSE/D	P. Shargo
						CHD	
					ALT ^a	ALTD	T.UKKIRAPANDIAN
					b	DRN	Aswin R
INDIAN RAILWAY STANDARDS INTEGRAL COACH FACTORY, CHENNAI - 600038							
					SHEET 1 OF 1	AAD14184	
						A2	

02-02-2019	15-03-2018	
DATE OF LATEST ALT.	DATE OF FIRST ISSUE	AME/SME

REF.DRG.NO.LP10120-'b'/ITEM-1

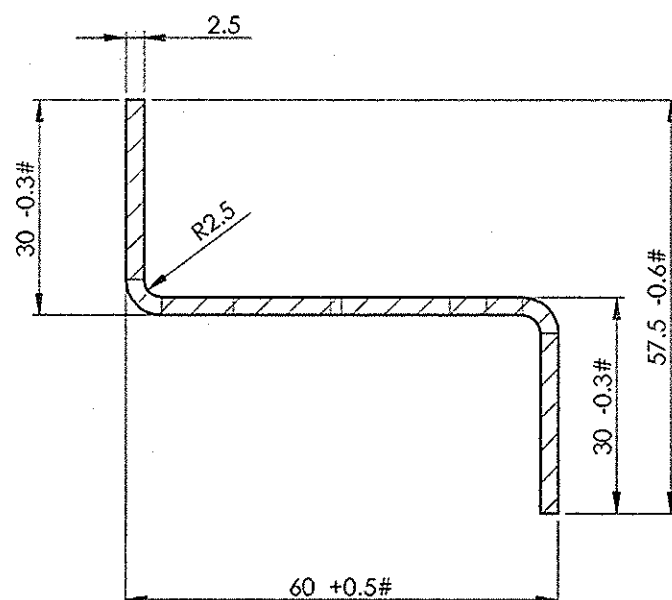
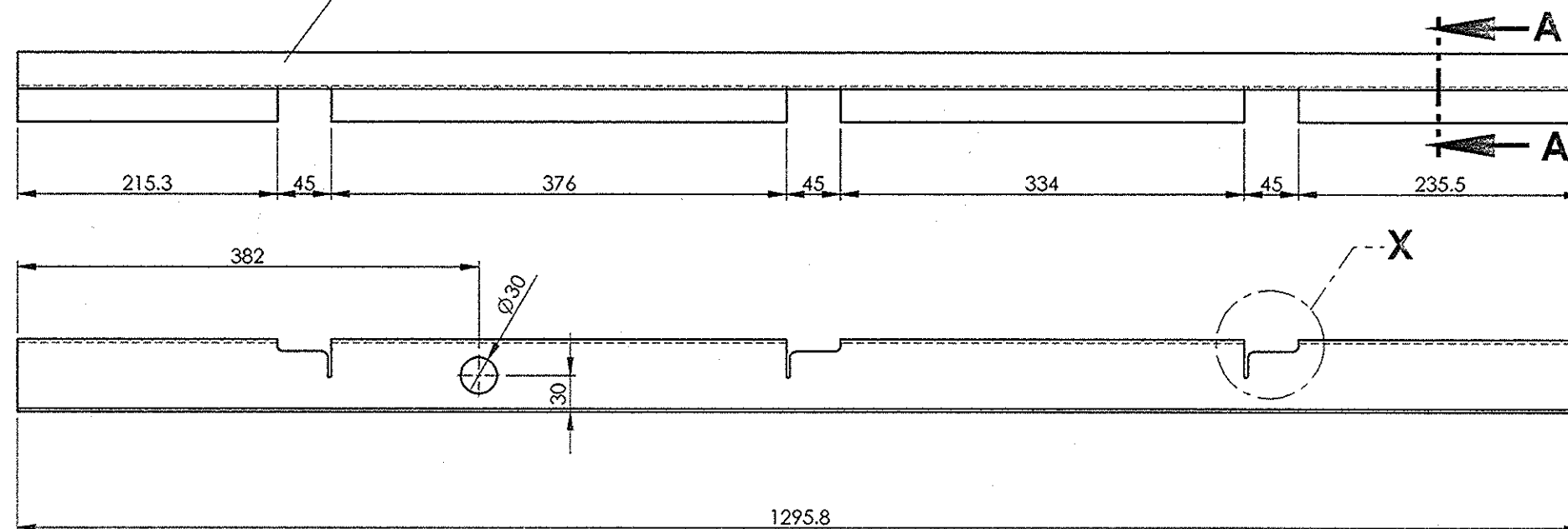
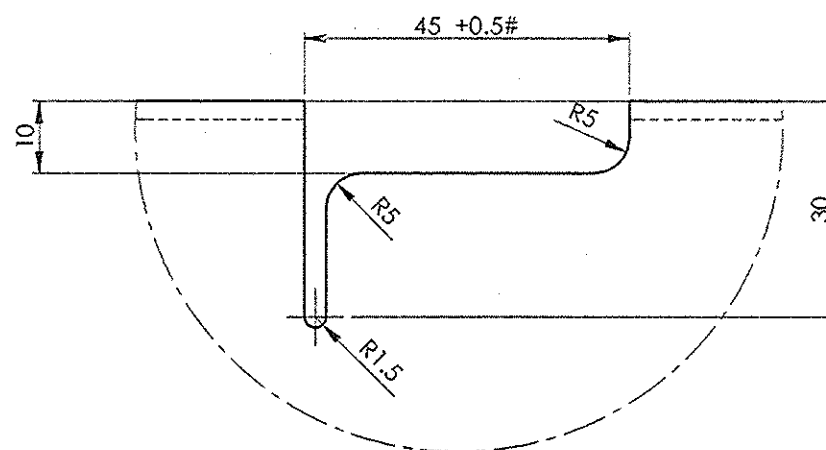
ALL DIMENSIONS ARE IN mm UNLESS OTHERWISE SPECIFIED. FOR UNTOLERANCED DIMENSIONS AND ROUGHNESS VALUES, REFER DRAWING NO ICF/STD-9-0-001. ANY MANUAL ALTERATION SHALL AUTOMATICALLY RENDER THIS DRAWING INVALID. WELDING SYMBOLS ARE AS PER IS813-1986. WEIGHT GIVEN IN DRAWING IS FOR INDICATIVE PURPOSE ONLY

AAD14186

▽ ROUGH MACHINED	① ROUGH CLEANED
▽▽ FINISH MACHINED	② BURRS REMOVED
▽▽▽ FINE FINISH MACHINED	③ CHAMFERED

REVISIONS

ALT.	ZONE	DESCRIPTION	APPROVED & DATE
------	------	-------------	-----------------

SECTION A-A
SCALE 1 : 1DETAIL X
SCALE 1 : 1**NOTE:**

1. MANDATORY MANUFACTURING ALLOWANCES.

1	HORIZONTAL MEMBER	2.5x110.4x1295.8	1		RDSO/SPEC C-K201 X2CrNi12	2.782	
QTY.	DESCRIPTION	DIMENSIONS	ITEM NO.	REF. DRGS	MATL.SPEC.	WT/UNIT IN KGS	REMARKS
GROUP: 1-4 SIDEWALL ASSEMBLY				SURFACE AREA IN Sq.m.:0.286		WT/ASSY IN Kgs:	
HORIZONTAL MEMBER					SCALE	SSE/D	
					1:5	CHD	
					ALT.	ALTD	
						DRN	SATISH KUMAR
INDIAN RAILWAY STANDARDS					SHEET 1 OF 1		
INTEGRAL COACH FACTORY, CHENNAI - 600038					AAD14186		
					A3		

REF.DRG.NO.2 10113.0.20.113.121 Alt nil

28-02-2018	
DATE OF LATEST ALT.	DATE OF FIRST ISSUE
	AME/SME


ALL DIMENSIONS ARE IN mm UNLESS OTHERWISE SPECIFIED. FOR UNTOLERANCED DIMENSIONS AND ROUGHNESS VALUES, REFER DRAWING NO ICF/STD-9-0001.
ANY MANUAL ALTERATION SHALL AUTOMATICALLY RENDER THIS DRAWING INVALID. WELDING SYMBOLS ARE AS PER IS: 813-1986.
WEIGHT GIVEN IN DRAWING IS FOR INDICATIVE PURPOSE ONLY

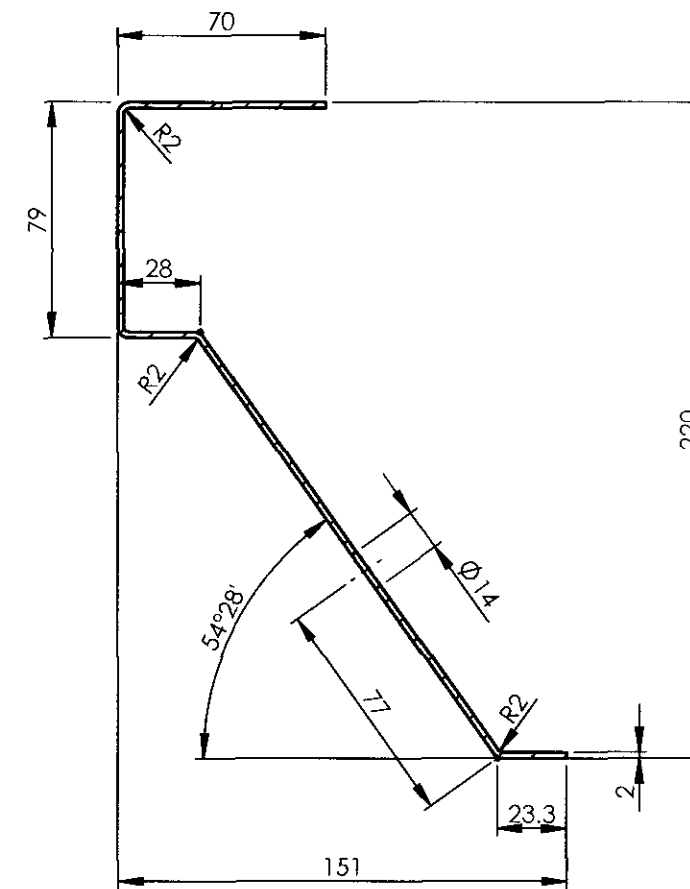
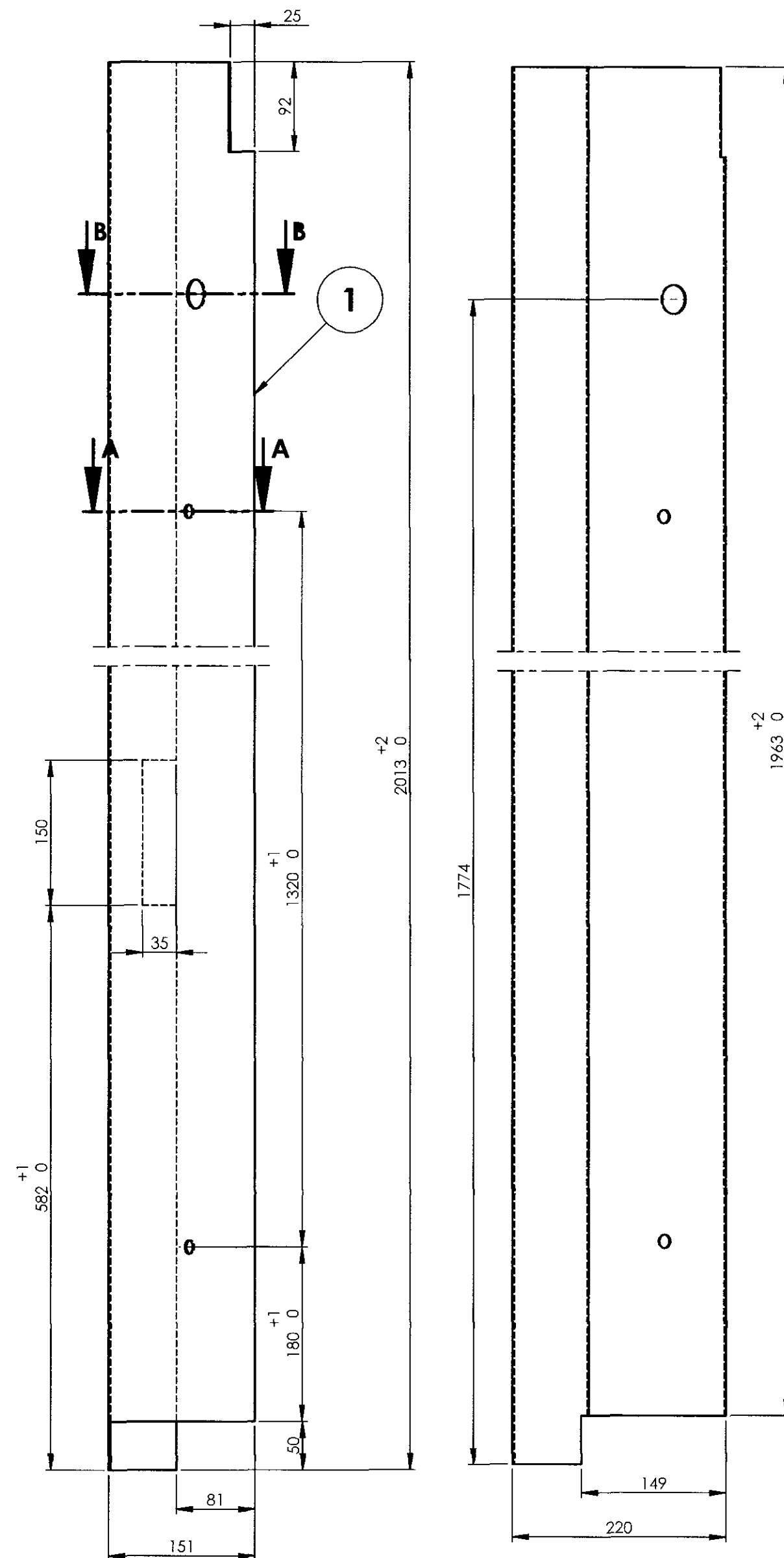
AAD14366

▽ ROUGH MACHINED
▽▽ FINISH MACHINED
▽▽▽ FINE FINISH MACHINED

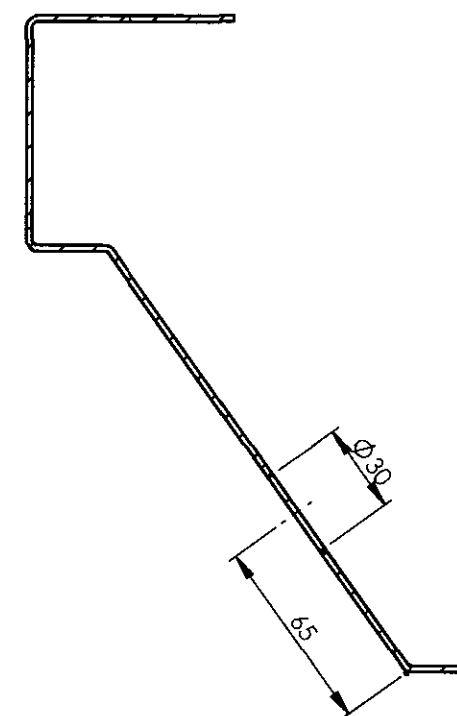
① ROUGH CLEANED
①b BURRS REMOVED
①b CHAMFERED

REVISIONS

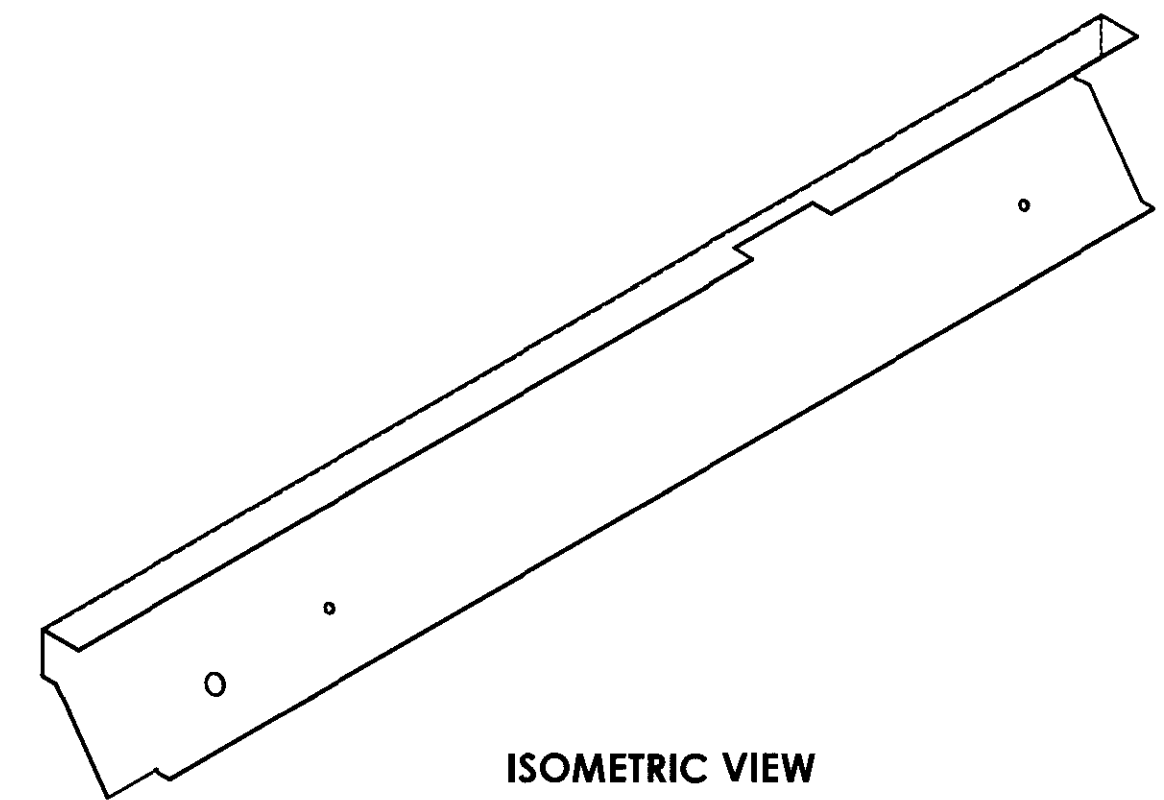
ALT.	ZONE	DESCRIPTION	APPROVED & DATE
a		RM THK ALTERED TO 2mm FROM 3mm. VIEWS UPDATED.	



SECTION A-A
SCALE 1 : 2.5




SECTION B-B
SCALE 1 : 2.5




ISOMETRIC VIEW


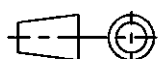
ALL DIMENSIONS ARE IN mm UNLESS OTHERWISE SPECIFIED. FOR UNTOLERANCED DIMENSIONS AND ROUGHNESS VALUES, REFER DRAWING NO. ICF/STD-9-0-001. ANY MANUAL ALTERATION SHALL AUTOMATICALLY RENDER THIS DRAWING INVALID. WELDING SYMBOLS ARE AS PER EN ISO 2553. WEIGHT GIVEN IN DRAWING IS FOR INDICATIVE PURPOSE ONLY.

REF.DRG.NO.LR10262

10-06-2025	30-04-2018	
DATE OF LATEST ALT.	DATE OF FIRST ISSUE	AME/SME

1	DOOR POST RIGHT	2x345x2013	1		RDSO/SPEC C-K201 X2 Cr Ni 12	11.449	
QTY	DESCRIPTION	DIMENSIONS	ITEM NO.	REF. DRGS	MATL.SPEC.	WT/UNIT IN KGS	REMARKS
GROUP: 1-4				SURFACE AREA IN Sq.m.: 1.441		WT/ASSY IN Kgs:	
DOOR POST RIGHT					SCALE 1:5	SSE/D	
					ALT a	CHD	
					DRN	T.Ukkirapandian	
INDIAN RAILWAY STANDARDS					SHEET 1 OF 1		
INTEGRAL COACH FACTORY, CHENNAI - 600038					AAD14366		A2

[illegible]

1	DOOR POST LEFT	2x345x2013	1		RDSO/SPEC CK-201 X2 Cr Ni T2	11.449	
QTY	DESCRIPTION	DIMENSIONS	ITEM NO.	REF. DRGS	MATL.SPEC.	WT/UNIT IN KGS	REMARKS
GROUP: 1-4		SURFACE AREA IN Sq.m.: 1.441			WT/ASSY IN Kgs:		
DOOR POST LEFT					SCALE 1:5	SSE/D	
						CHD	
					ALT a	ALTD	T.Ukkirapandian
						DRN	T.Jkumaravelu
INDIAN RAILWAY STANDARDS INTEGRAL COACH FACTORY, CHENNAI - 600038				SHEET 1 OF 1			
					AAD14367		A2

AAD14962

▽ ROUGH MACHINED

▽▽ FINISH MACHINED

▽▽▽ FINE FINISH MACHINED

① ROUGH CLEANED

①b BURRS REMOVED

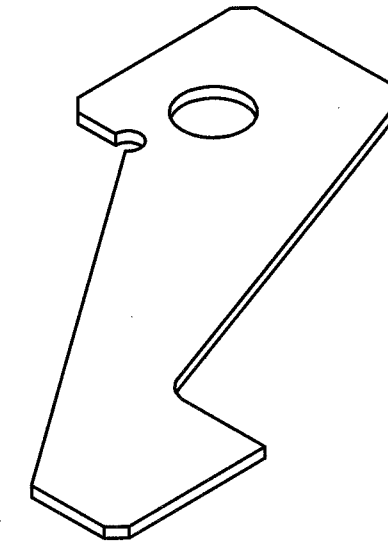
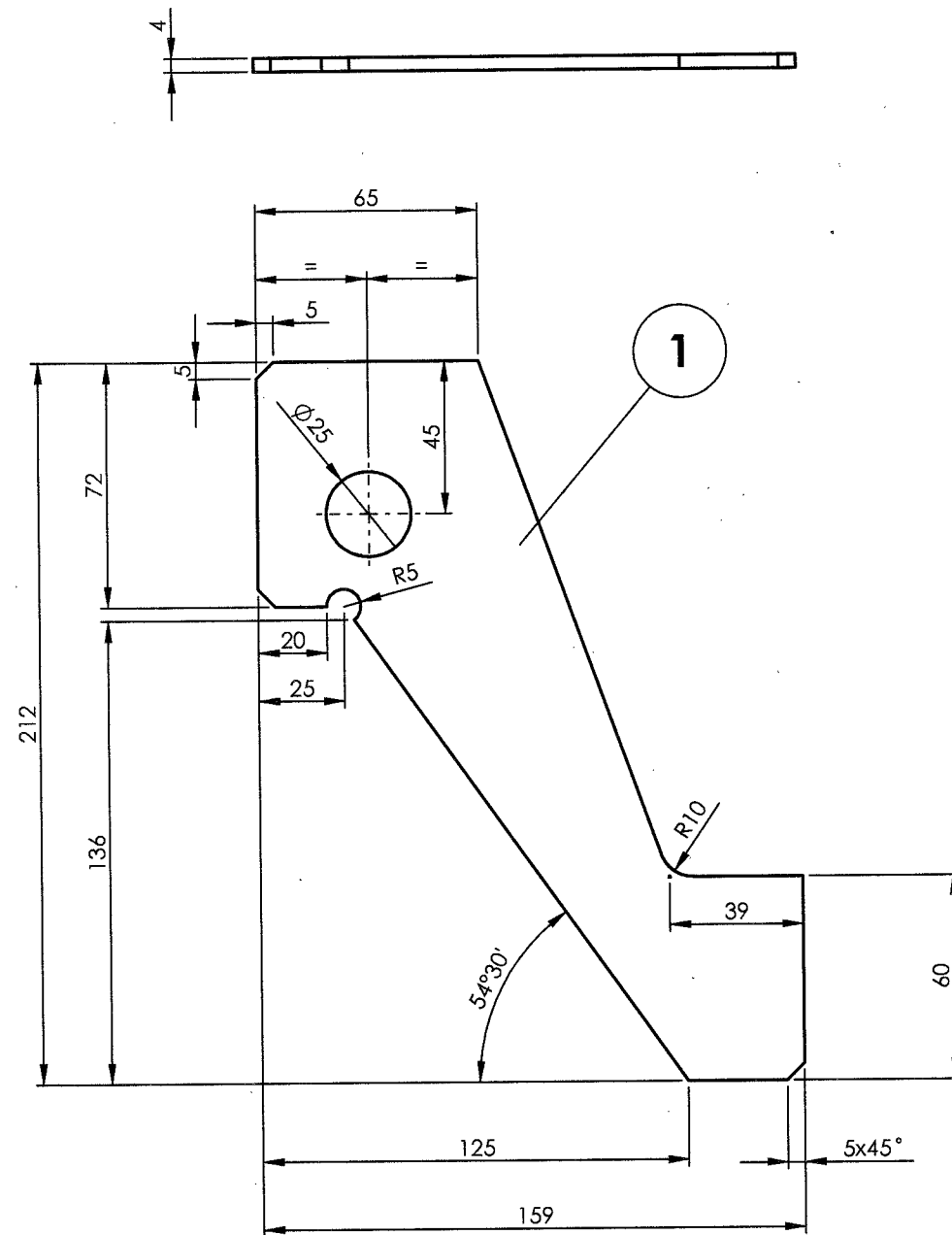
①8 CHAMFERED

REVISIONS

ALT.

ZONE

DESCRIPTION


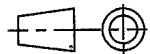
APPROVED &
DATE

ISOMETRIC VIEW

ALL DIMENSIONS ARE IN mm UNLESS OTHERWISE SPECIFIED. FOR UNTOLERANCED DIMENSIONS AND ROUGHNESS VALUES, REFER DRAWING NO ICF/STD-9-0-001.
ANY MANUAL ALTERATION SHALL AUTOMATICALLY RENDER THIS DRAWING INVALID. WELDING SYMBOLS ARE AS PER IS: 813-1986.
WEIGHT GIVEN IN DRAWING IS FOR INDICATIVE PURPOSE ONLY

REF.DRG.NO.

	01-08-2018	
DATE OF LATEST ALT.	DATE OF FIRST ISSUE	AME/SME

1	WEB	4x159x212	1		RDSO/SPEC C- K201 X2CrNi12	0.40	
QTY.	DESCRIPTION	DIMENSIONS	ITEM NO.	REF. DRGS	MATL.SPEC.	WT/UNIT IN KGS	REMARKS
GROUP: 1-4		SURFACE AREA IN Sq.m.:			WT/ASSY IN Kgs:		
WEB				SCALE	SSE/D		
				1:2	CHD		
				ALT.	ALTD	M.SIVAKUMAR	
					DRN		
INDIAN RAILWAY STANDARDS INTEGRAL COACH FACTORY, CHENNAI - 600038				SHEET 1 OF 1			
					AAD14962		A3

AAE14057

▽ ROUGH MACHINED
▽▽ FINISH MACHINED
▽▽▽ FINE FINISH MACHINED

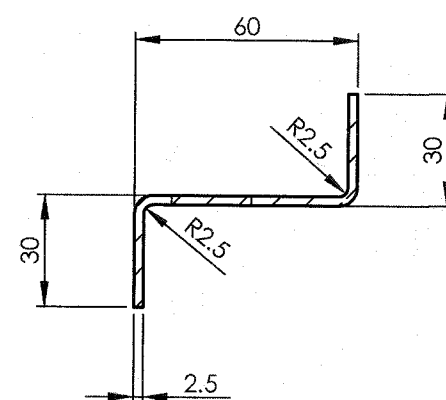
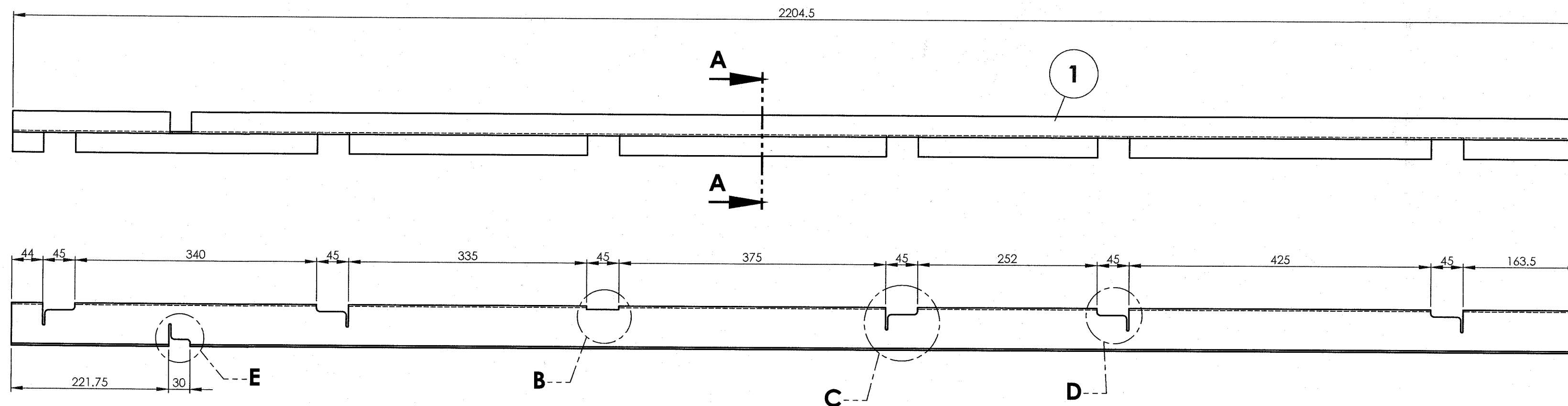
① ROUGH CLEANED
①b BURRS REMOVED
⑱ CHAMFERED

REVISIONS

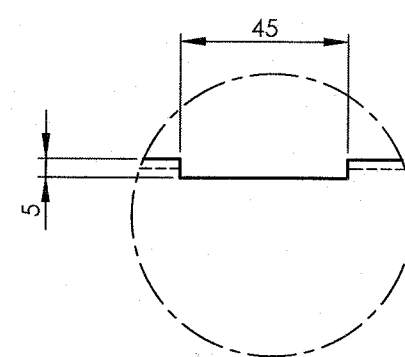
ALT.

ZONE

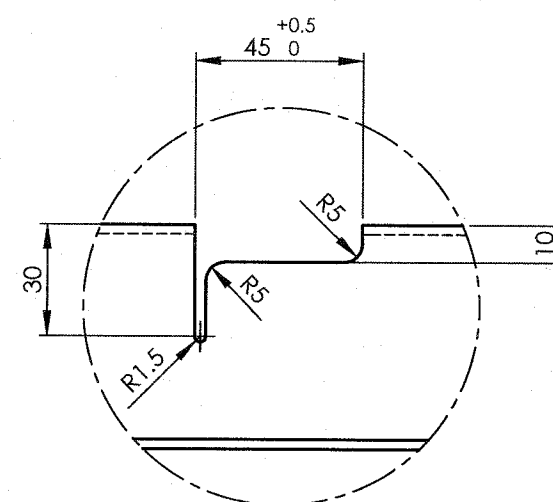
DESCRIPTION

APPROVED &
DATE

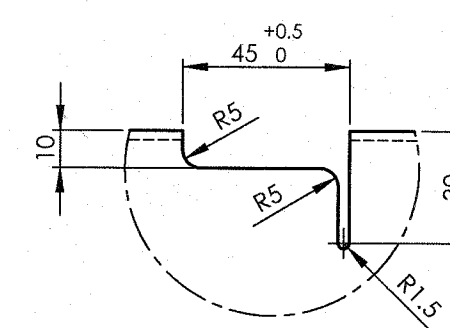
SECTION A-A
SCALE 1 : 2



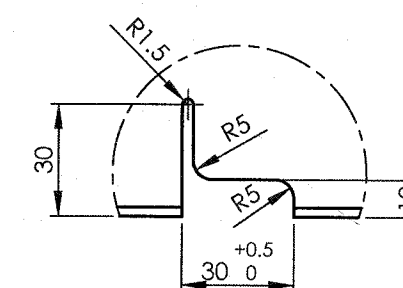
DETAIL B
SCALE 1 : 2



DETAIL C
SCALE 1 : 2



DETAIL D
SCALE 1 : 2


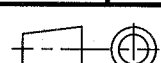


DETAIL E
SCALE 1 : 2

ALL DIMENSIONS ARE IN mm UNLESS OTHERWISE SPECIFIED. FOR UNTOLERANCED DIMENSIONS AND ROUGHNESS VALUES, REFER DRAWING NO. ICF/STD-9-0-001.
ANY MANUAL ALTERATION SHALL AUTOMATICALLY RENDER THIS DRAWING INVALID. WELDING SYMBOLS ARE AS PER IS:813-1986. WEIGHT GIVEN IN DRAWING IS FOR INDICATIVE PURPOSE ONLY.

REF.DRG.NO.2 11012.0.20.113.123

DATE OF LATEST ALT.	24-10-2018	AME/SME
DATE OF FIRST ISSUE		

1	HORIZONTAL MEMBER	2.5x110.5x2204.5	1		RDSO/SPEC C-K201 X2CrNi12	4.710	
QTY.	DESCRIPTION	DIMENSIONS	ITEM NO.	REF. DRGS	MATL.SPEC.	WT/UNIT IN KGS	REMARKS
GROUP: 1-4 SIDEWALL ASSEMBL			SURFACE AREA IN Sq.m.: 0.484		WT/ASSY IN Kgs:		
HORIZONTAL MEMBER					SCALE 1:10	SSE/D	
						CHD	
					ALT	ALTD	
						DRN	B.SARAVANAN T.UKKIRAPANDIAN
INDIAN RAILWAY STANDARDS				SHEET 1 OF 1			
INTEGRAL COACH FACTORY, CHENNAI - 600038							
					AAE14057		A2

AAE14058

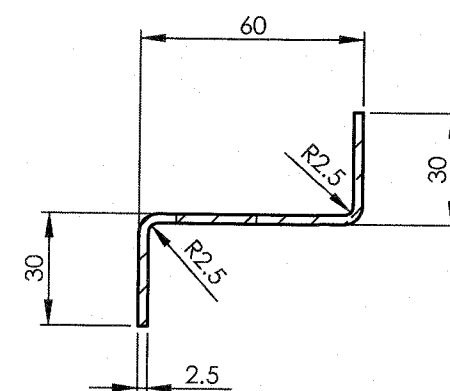
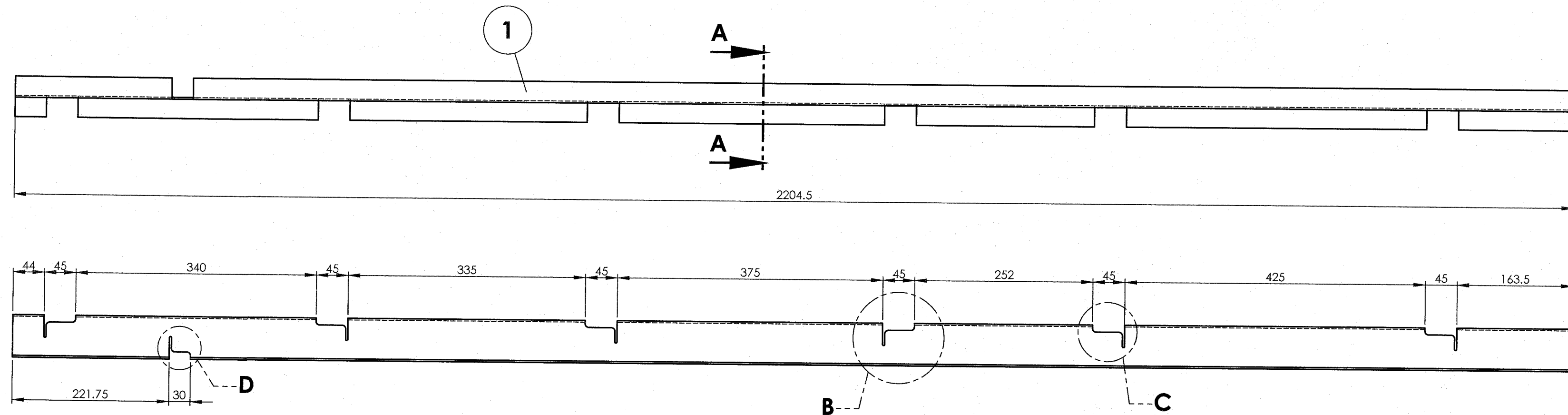
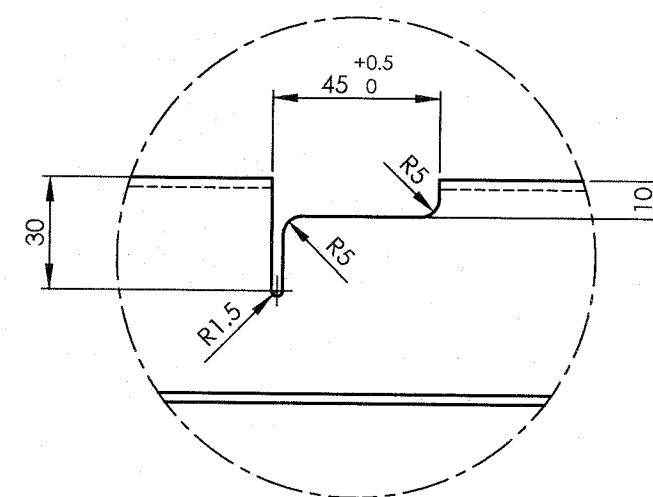
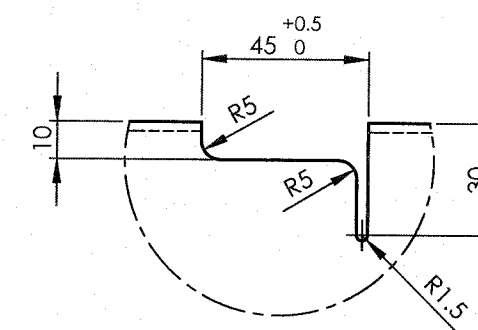
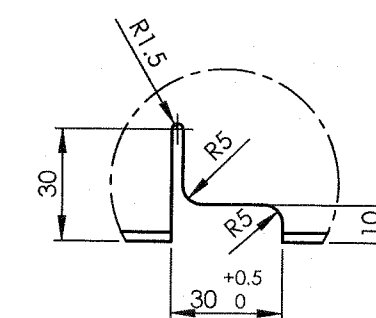
▽ ROUGH MACHINED	① ROUGH CLEANED
▽▽ FINISH MACHINED	①b BURRS REMOVED
▽▽▽ FINE FINISH MACHINED	①8 CHAMFERED

REVISIONS

ALT.

ZONE

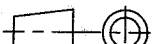
DESCRIPTION

APPROVED &
DATESECTION A-A
SCALE 1 : 2DETAIL B
SCALE 1 : 2DETAIL C
SCALE 1 : 2DETAIL D
SCALE 1 : 2

ALL DIMENSIONS ARE IN mm UNLESS OTHERWISE SPECIFIED. FOR UNTOLERANCED DIMENSIONS AND ROUGHNESS VALUES, REFER DRAWING NO. ICF/STD-9-0-001.
ANY MANUAL ALTERATION SHALL AUTOMATICALLY RENDER THIS DRAWING INVALID. WELDING SYMBOLS ARE AS PER IS:813-1986. WEIGHT GIVEN IN DRAWING IS FOR INDICATIVE PURPOSE ONLY.

REF.DRG.NO.2 11012.0.20.113.121

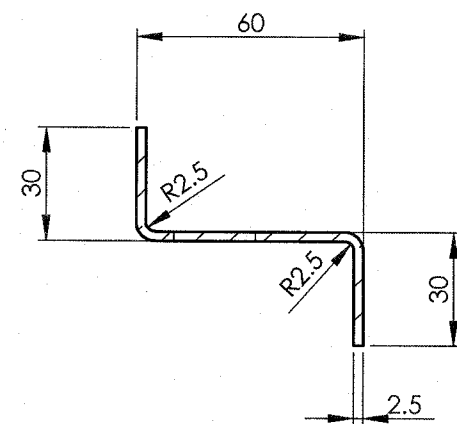
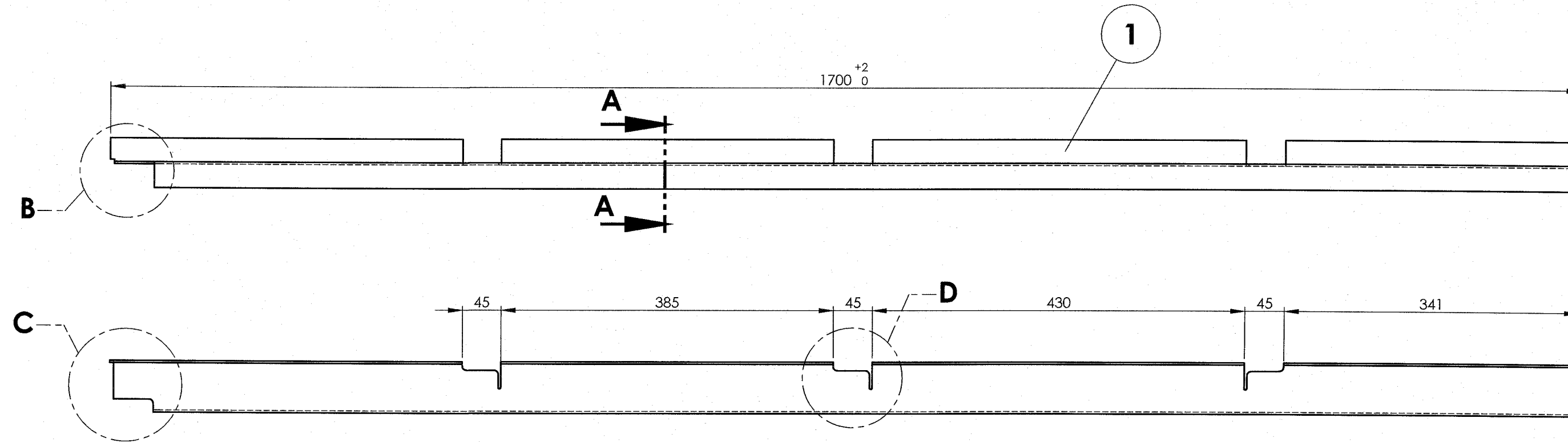
DATE OF LATEST ALT.	24 -10-2018	AME/SME
DATE OF FIRST ISSUE		

1	HORIZONTAL MEMBER	2.5x110.5x2204.5	1		RDSO/SPEC C- K201 X2CrNi12	4.704	
QTY.	DESCRIPTION	DIMENSIONS	ITEM NO.	REF. DRGS	MATL.SPEC.	WT/UNIT IN KGS	REMARKS
GROUP: 1-4 SIDEWALL ASSEMBL			SURFACE AREA IN Sq.m.: 0.484			WT/ASSY IN Kgs:	
HORIZONTAL MEMBER					SCALE 1:10	SSE/D	
						CHD	
					ALT	ALTD	
					DRN	B.SARAVANAN T.UKKIRAPANDIAN	
							
INDIAN RAILWAY STANDARDS				SHEET 1 OF 1	AAE14058		A2
INTEGRAL COACH FACTORY, CHENNAI - 600038							

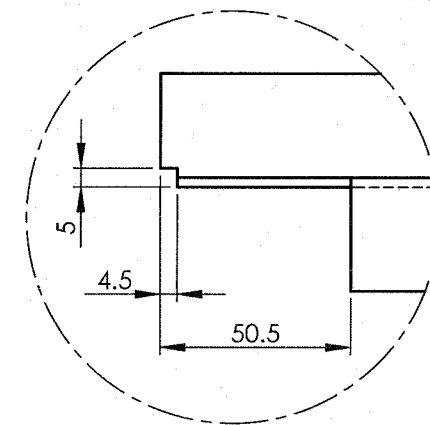
AAE14059

▽ ROUGH MACHINED	01 ROUGH CLEANED
▽▽ FINISH MACHINED	01b BURRS REMOVED
▽▽▽ FINE FINISH MACHINED	18 CHAMFERED

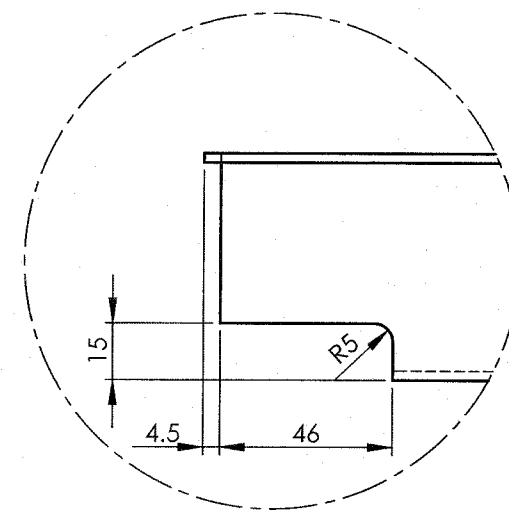
REVISIONS			
ALT.	ZONE	DESCRIPTION	APPROVED & DATE



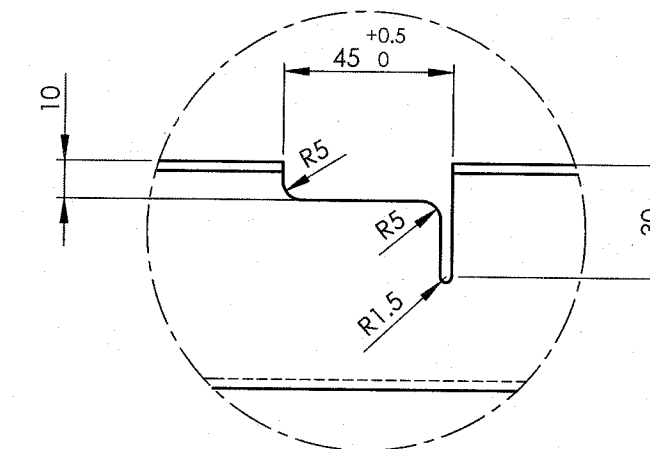
SECTION A-A
SCALE 1 : 2



DETAIL B
SCALE 1 : 2



DETAIL C
SCALE 1 : 2



DETAIL D
SCALE 1 : 2

ALL DIMENSIONS ARE IN mm UNLESS OTHERWISE SPECIFIED. FOR UNTOLERANCED DIMENSIONS AND ROUGHNESS VALUES, REFER DRAWING NO. ICF/STD-9-0-001. ANY MANUAL ALTERATION SHALL AUTOMATICALLY RENDER THIS DRAWING INVALID. WELDING SYMBOLS ARE AS PER IS:813-1986. WEIGHT GIVEN IN DRAWING IS FOR INDICATIVE PURPOSE ONLY.

REF.DRG.NO.

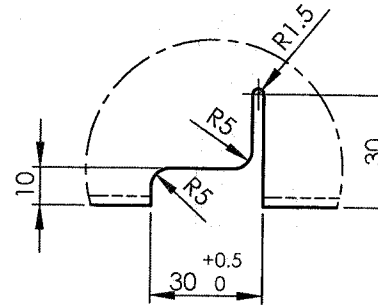
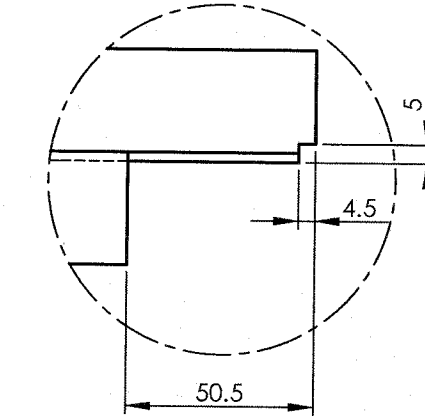
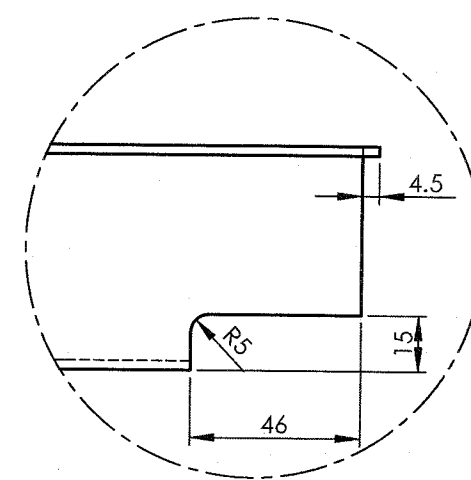
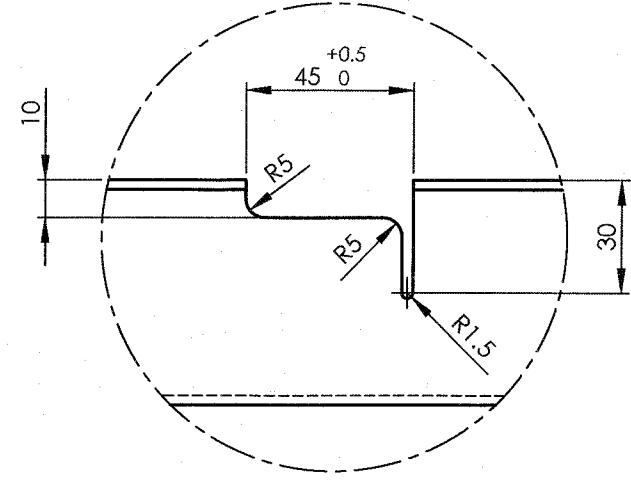
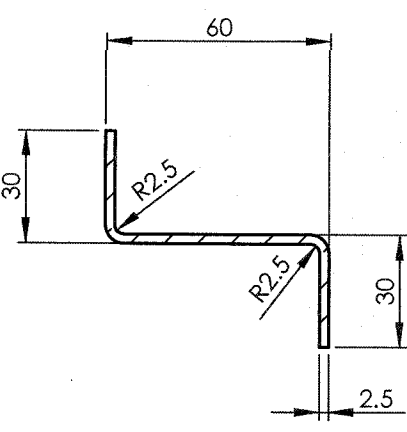
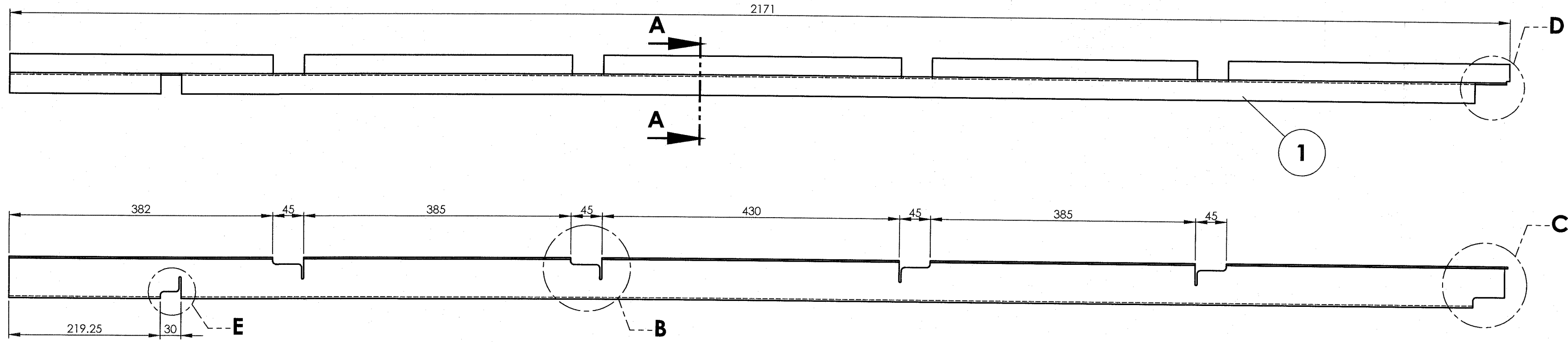
DATE OF LATEST ALT.	01-10-2018	AME/SME
---------------------	------------	---------

1	HORIZONTAL MEMBER	2.5x110.4x1700	1		RDSO/SPEC C-K201 X2CrNi12	3.655	
QTY.	DESCRIPTION	DIMENSIONS	ITEM NO.	REF. DRGS	MATL.SPEC.	WT/UNIT IN KGS	REMARKS
GROUP: 1-4 SIDEWALL ASSEMBL				SURFACE AREA IN Sq.m.: 0.375		WT/ASSY IN Kgs:	
HORIZONTAL MEMBER					SCALE 1:10	SSE/D	
					ALT	CHD	
						ALTD	
						DRN	B.SARAVANAN
INDIAN RAILWAY STANDARDS					SHEET 1 OF 1		
INTEGRAL COACH FACTORY, CHENNAI - 600038					AAE14059		
					A2		

AAE14060

▽ ROUGH MACHINED	① ROUGH CLEANED
▽▽ FINISH MACHINED	①b BURRS REMOVED
▽▽▽ FINE FINISH MACHINED	①8 CHAMFERED

REVISIONS			
ALT.	ZONE	DESCRIPTION	APPROVED & DATE



ALL DIMENSIONS ARE IN mm UNLESS OTHERWISE SPECIFIED. FOR UNTOLERANCED DIMENSIONS AND ROUGHNESS VALUES, REFER DRAWING NO. ICF/STD-9-0-001. ANY MANUAL ALTERATION SHALL AUTOMATICALLY RENDER THIS DRAWING INVALID. WELDING SYMBOLS ARE AS PER IS813-1986. WEIGHT GIVEN IN DRAWING IS FOR INDICATIVE PURPOSE ONLY.

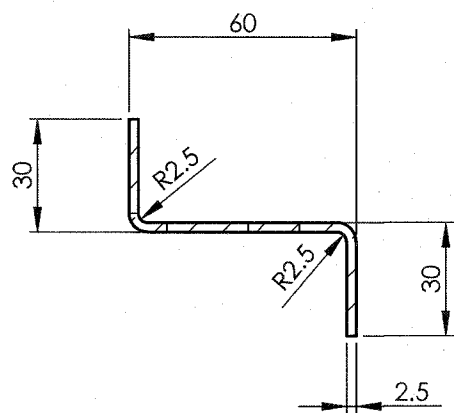
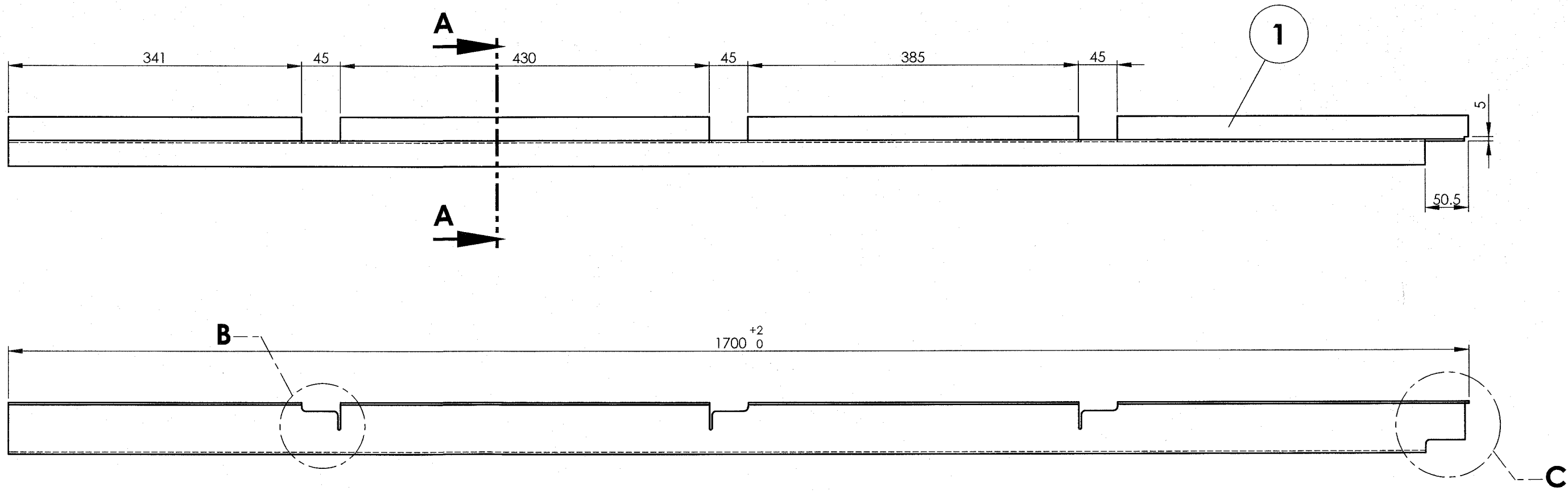
1	HORIZONTAL MEMBER	2.5x110.4x2171	1		RDSO/SPEC C- K201 X2CrNi12	4.651	
QTY.	DESCRIPTION	DIMENSIONS	ITEM NO.	REF. DRGS	MATL.SPEC.	WT/UNIT IN KGS	REMARKS
GROUP: 1-4 SIDEWALL ASSEMBL		SURFACE AREA IN Sq.m.: 0.478			WT/ASSY IN Kgs:		
HORIZONTAL MEMBER					SCALE 1:10	SSE/D	
						CHD	
					ALT	ALTD	
						DRN	B.SARAVANAN TJUKIRAPANDIAN
INDIAN RAILWAY STANDARDS INTEGRAL COACH FACTORY, CHENNAI - 600038				SHEET 1 OF 1			
					AAE14060		A2

DATE OF LATEST ALT.	24-10-2018	AME/SME
DATE OF FIRST ISSUE		

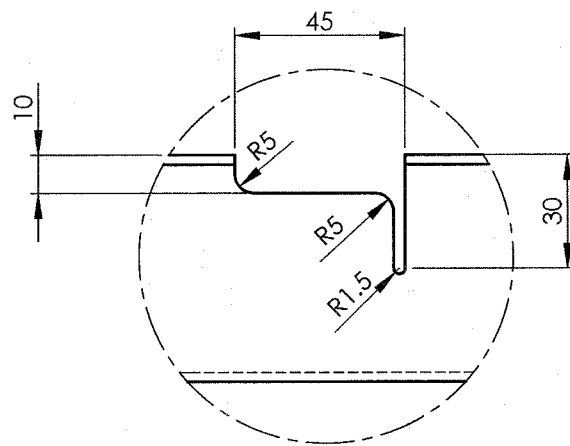
AAE14061

▽ ROUGH MACHINED	① ROUGH CLEANED
▽▽ FINISH MACHINED	①b BURRS REMOVED
▽▽▽ FINE FINISH MACHINED	⑱ CHAMFERED

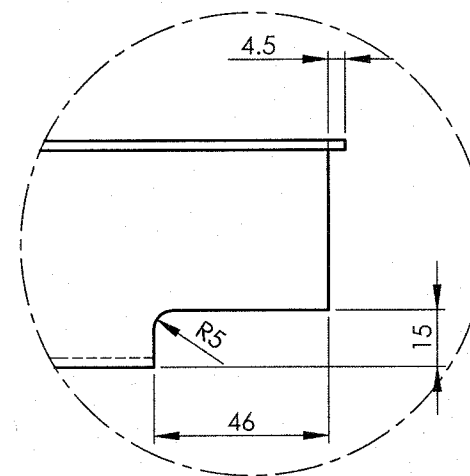
REVISIONS			
ALT.	ZONE	DESCRIPTION	APPROVED & DATE



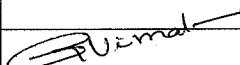
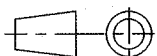
SECTION A-A
SCALE 1 : 2



DETAIL B
SCALE 1 : 2



DETAIL C
SCALE 1 : 2

1	HORIZONTAL MEMBER	2.5x110.4X1700	1		RDSO/SPEC C-K201 X2CrNi12	3.655	
QTY.	DESCRIPTION	DIMENSIONS	ITEM NO.	REF. DRGS	MATL.SPEC.	WT/UNIT IN KGS	REMARKS
GROUP: 1-4 SIDEWALL ASSEMBL			SURFACE AREA IN Sq.m.: 0.375		WT/ASSY IN Kgs:		
HORIZONTAL MEMBER					SCALE 1:10	SSE/D	
						CHD	
					ALT	ALTD	
						DRN	B.SARAVANAN
INDIAN RAILWAY STANDARDS				SHEET 1 OF 1			
INTEGRAL COACH FACTORY, CHENNAI - 600038					AAE14061		A2

DATE OF LATEST ALT.	DATE OF FIRST ISSUE	AME/SME
	-10-2018	

REF.DRG.NO.2 11012.0.20.113.118

ALL DIMENSIONS ARE IN mm UNLESS OTHERWISE SPECIFIED. FOR UNTOLERANCED DIMENSIONS AND ROUGHNESS VALUES, REFER DRAWING NO ICF/STD-9-0-001. ANY MANUAL ALTERATION SHALL AUTOMATICALLY RENDER THIS DRAWING INVALID. WELDING SYMBOLS ARE AS PER IS:813-1986. WEIGHT GIVEN IN DRAWING IS FOR INDICATIVE PURPOSE ONLY

AAE14062

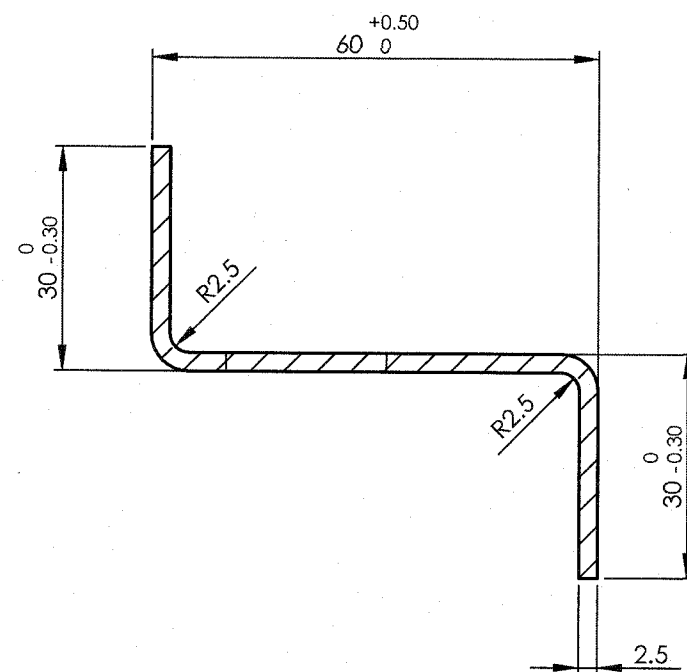
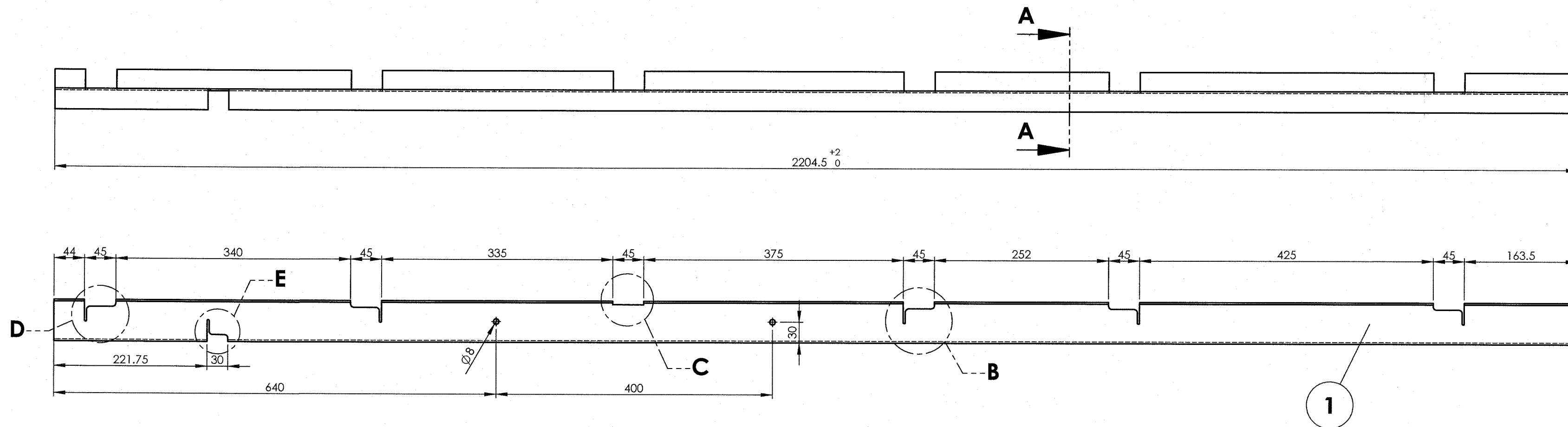
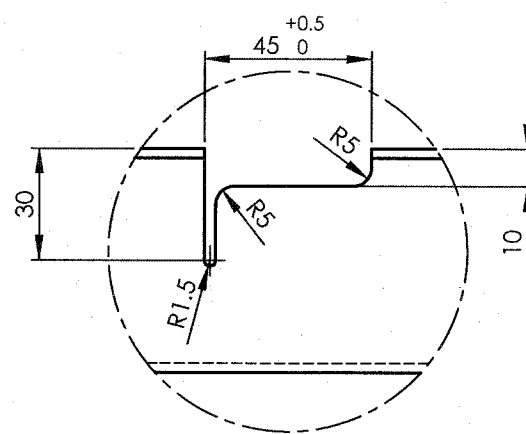
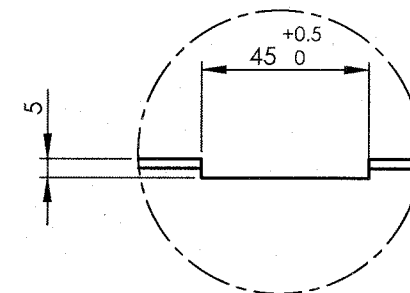
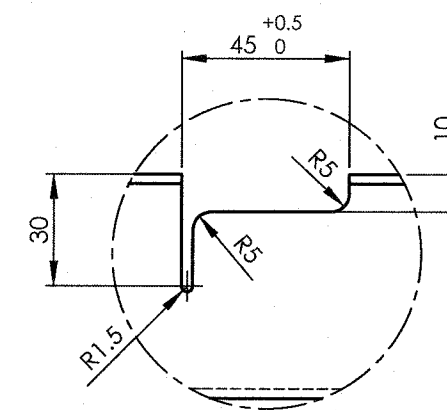
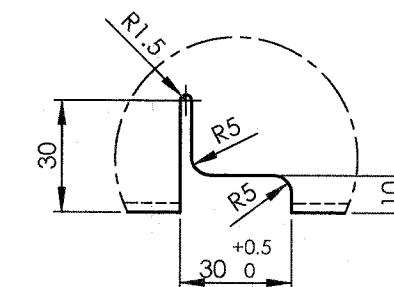
▽ ROUGH MACHINED	① ROUGH CLEANED
▽▽ FINISH MACHINED	①b BURRS REMOVED
▽▽▽ FINE FINISH MACHINED	①8 CHAMFERED

REVISIONS

ALT.

ZONE

DESCRIPTION

APPROVED &
DATESECTION A-A
SCALE 1 : 1DETAIL B
SCALE 1 : 2DETAIL C
SCALE 1 : 2DETAIL D
SCALE 1 : 2DETAIL E
SCALE 1 : 2

ALL DIMENSIONS ARE IN mm UNLESS OTHERWISE SPECIFIED. FOR UNTOLERANCED DIMENSIONS AND ROUGHNESS VALUES, REFER DRAWING NO. ICF/STD-9-0-001.
ANY MANUAL ALTERATION SHALL AUTOMATICALLY RENDER THIS DRAWING INVALID. WELDING SYMBOLS ARE AS PER IS:813-1986. WEIGHT GIVEN IN DRAWING IS FOR INDICATIVE PURPOSE ONLY

REF.DRG.NO.2 11012.0.20.113.119

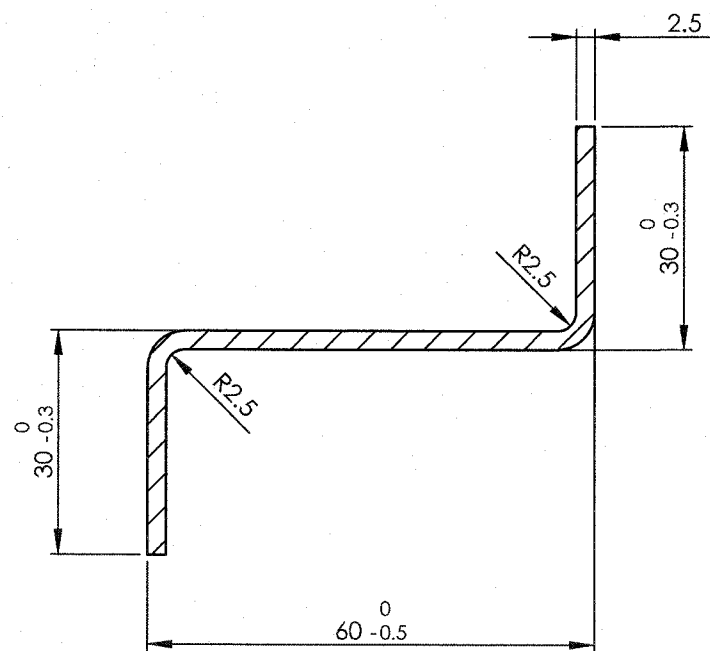
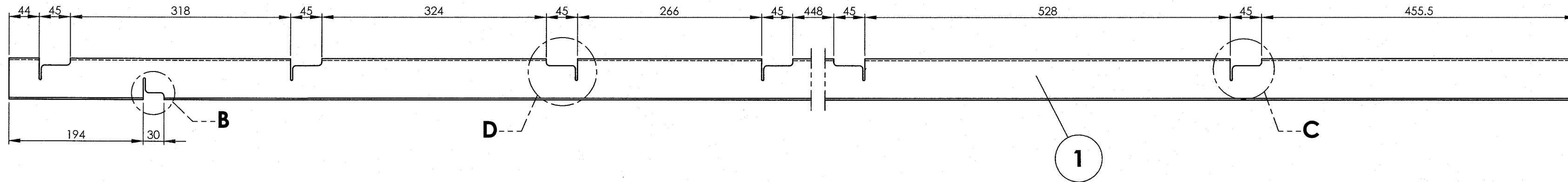
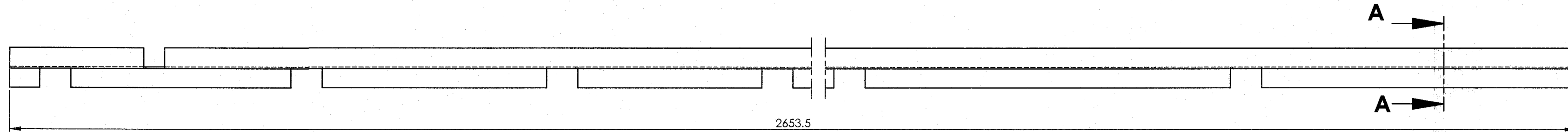
DATE OF LATEST ALT.	24-10-2018	AME/SME
---------------------	------------	---------

1	HORIZONTAL MEMBER	2.5x110.4x2204.5	1		RDSO/SPEC C-K201 X2CrNi12	4.708	
QTY.	DESCRIPTION	DIMENSIONS	ITEM NO.	REF. DRGS	MATL.SPEC.	WT/UNIT IN KGS	REMARKS
GROUP: 1-4 SIDE WALL ASSEMB		SURFACE AREA IN Sq.m.: 0.484			WT/ASSY IN Kgs:		
HORIZONTAL MEMBER					SCALE 1:5	SSE/D	
						CHD	
					ALT	ALTD	B.SARAVANAN TUKKIRAPANDIAN
						DRN	
INDIAN RAILWAY STANDARDS INTEGRAL COACH FACTORY, CHENNAI - 600038				SHEET 1 OF 1			
						AAE14062	
							A2

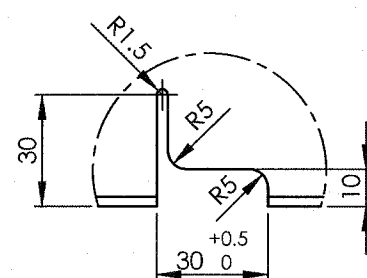
AAE14063

▽ ROUGH MACHINED	① ROUGH CLEANED
▽▽ FINISH MACHINED	①b BURRS REMOVED
▽▽▽ FINE FINISH MACHINED	①8 CHAMFERED

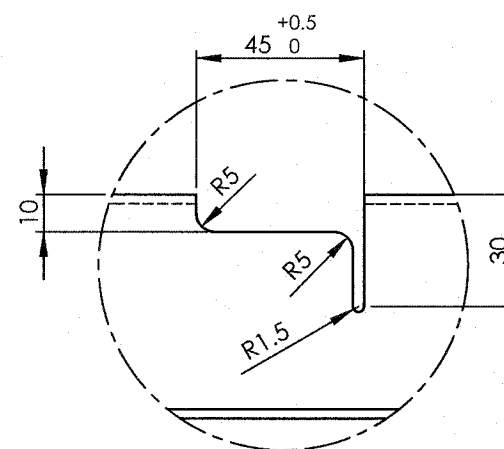
REVISIONS			
ALT.	ZONE	DESCRIPTION	APPROVED & DATE



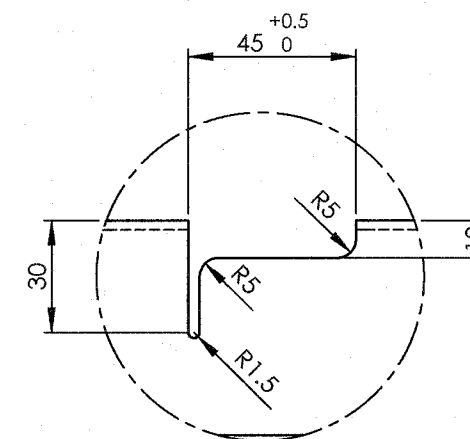
SECTION A-A
SCALE 1 : 1



DETAIL B
SCALE 1 : 2



DETAIL D
SCALE 1 : 2



DETAIL C
SCALE 1 : 2

ALL DIMENSIONS ARE IN mm UNLESS OTHERWISE SPECIFIED. FOR UNTOLERANCED DIMENSIONS AND ROUGHNESS VALUES, REFER DRAWING NO ICF/STD-9-0-001.
ANY MANUAL ALTERATION SHALL AUTOMATICALLY RENDER THIS DRAWING INVALID. WELDING SYMBOLS ARE AS PER IS813-1986.

REF.DRG.NO.

DATE OF LATEST ALT.	24-10-2018	AME/SME
---------------------	------------	---------

1	HORIZONTAL MEMBER	2.5x110.4x2653.5	1		RDSO/SPEC C-K201 X2CrNi12	5.708	
QTY.	DESCRIPTION	DIMENSIONS	ITEM NO.	REF. DRGS	MATL.SPEC.	WT/UNIT IN KGS	REMARKS
GROUP: 1-4 SIDEWALL ASSEMBL		SURFACE AREA IN Sq.m.: 0.587			WT/ASSY IN Kgs:5.731		
HORIZONTAL MEMBER					SCALE 1:5	SSE/D	
						CHD	
					ALT	ALTD	
						DRN	B.SARAVANAN TUKKIRAPANDIAN
INDIAN RAILWAY STANDARDS INTEGRAL COACH FACTORY, CHENNAI - 600038				SHEET 1 OF 1			
					AAE14063		A2

AAE14064

▽ ROUGH MACHINED
▽▽ FINISH MACHINED
▽▽▽ FINE FINISH MACHINED

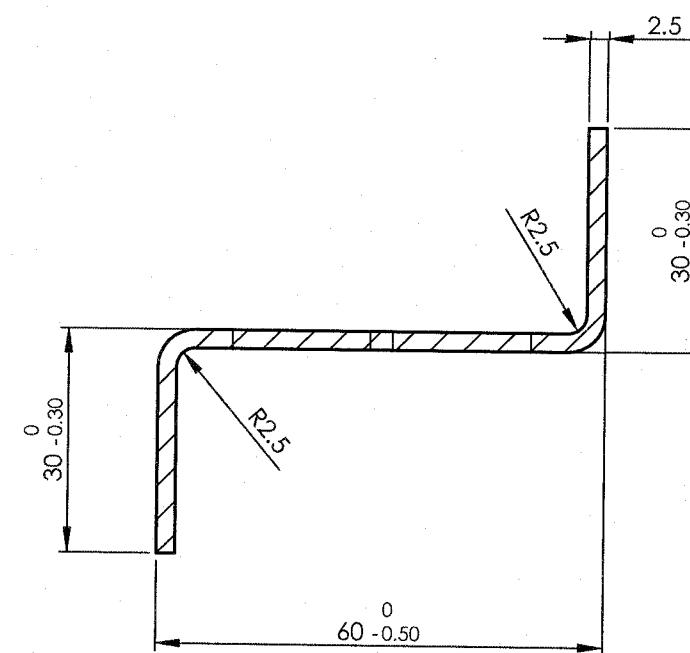
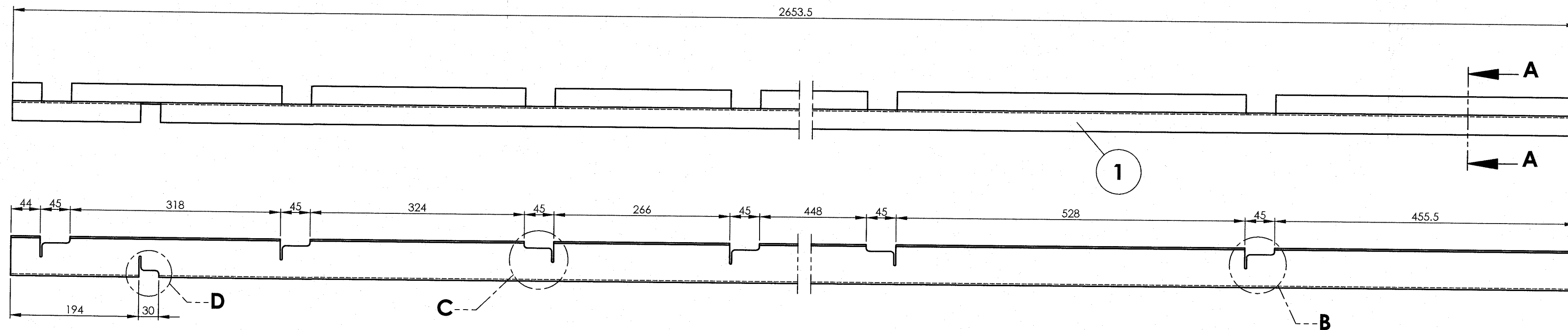
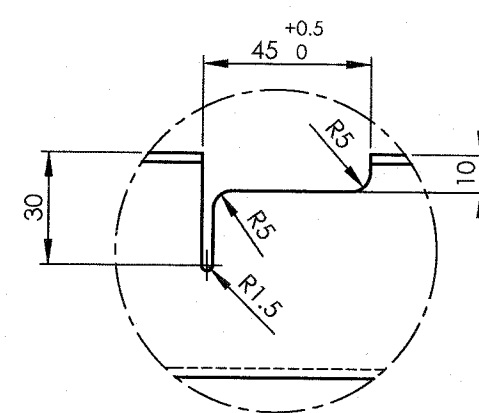
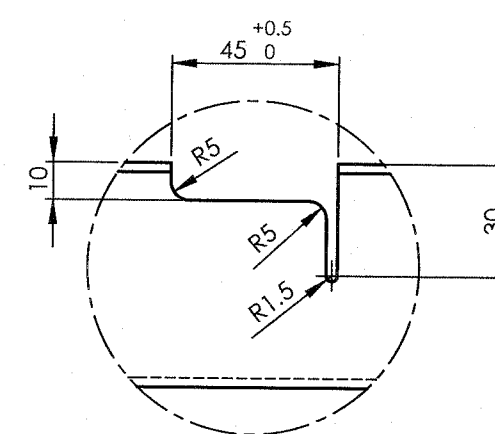
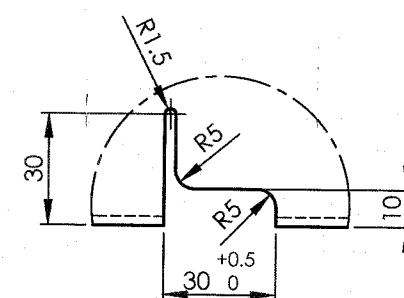
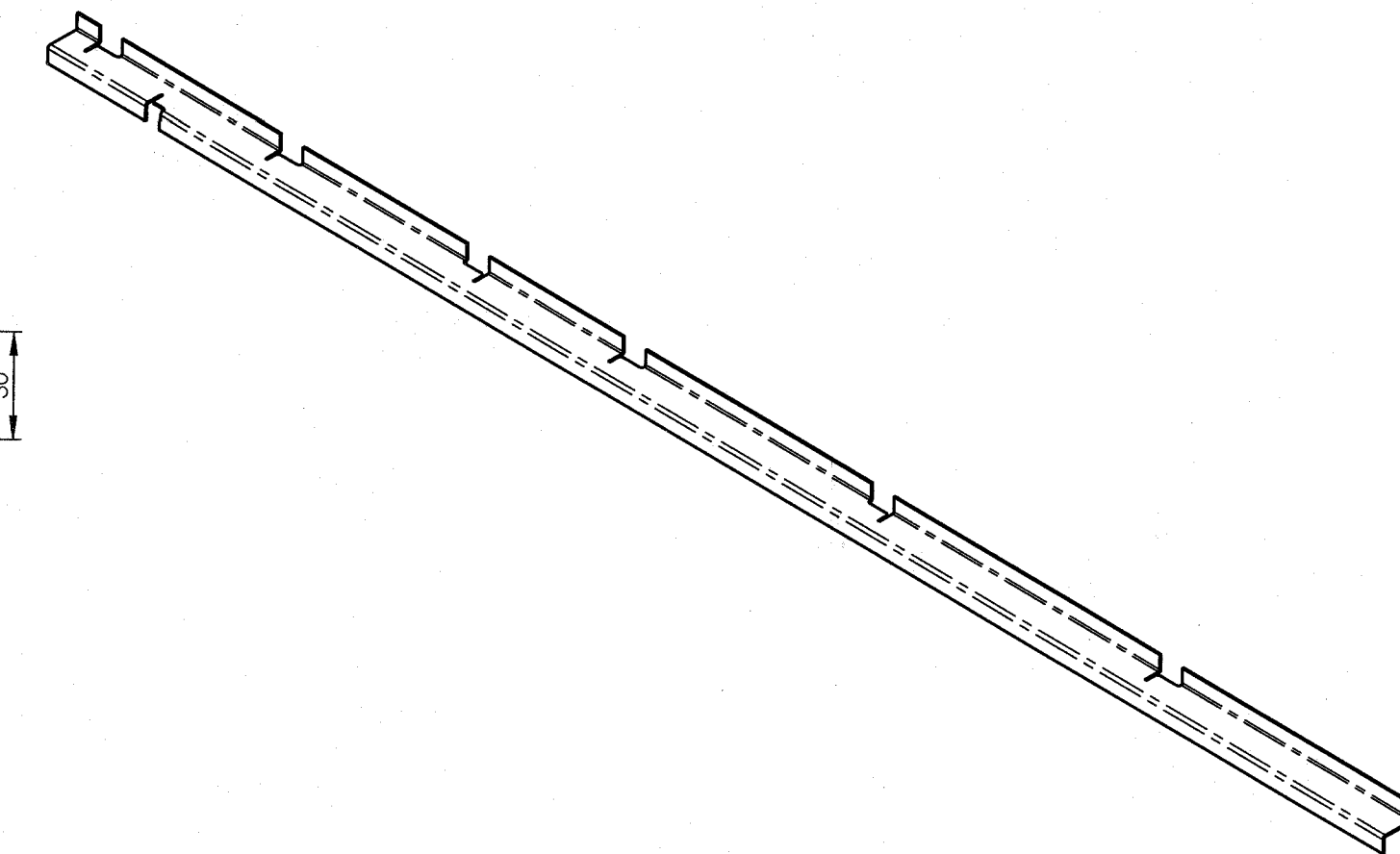
① ROUGH CLEANED
①b BURRS REMOVED
①b CHAMFERED

REVISIONS

ALT.

ZONE

DESCRIPTION

APPROVED &
DATESECTION A-A
SCALE 1 : 1DETAIL B
SCALE 1 : 2DETAIL C
SCALE 1 : 2DETAIL D
SCALE 1 : 2

1	HORIZONTAL MEMBER	2.5x110.4x2653.5	1		RDSO/SPEC C- K201 X2CrNi12	5.708	
QTY.	DESCRIPTION	DIMENSIONS	ITEM NO.	REF. DRGS	MATL.SPEC.	WT/UNIT IN KGS	REMARKS
GROUP: 1-4 SIDEWALL ASSEMBL			SURFACE AREA IN Sq.m.: 0.587			WT/ASSY IN Kgs:	
HORIZONTAL MEMBER					SCALE 1:5	SSE/D	
						CHD	
					ALT	ALTD	
						DRN	B.SARAVANAN T.UKKIRAPANDIAN
INDIAN RAILWAY STANDARDS INTEGRAL COACH FACTORY, CHENNAI - 600038							A2
					SHEET 1 OF 1		AAE14064

ALL DIMENSIONS ARE IN mm UNLESS OTHERWISE SPECIFIED. FOR UNTOLERANCED DIMENSIONS AND ROUGHNESS VALUES, REFER DRAWING NO. ICF/STD-9-001.
ANY MANUAL ALTERATION SHALL AUTOMATICALLY RENDER THIS DRAWING INVALID. WELDING SYMBOLS ARE AS PER IS:813-1986.

REF.DRG.NO.


DATE OF LATEST ALT.

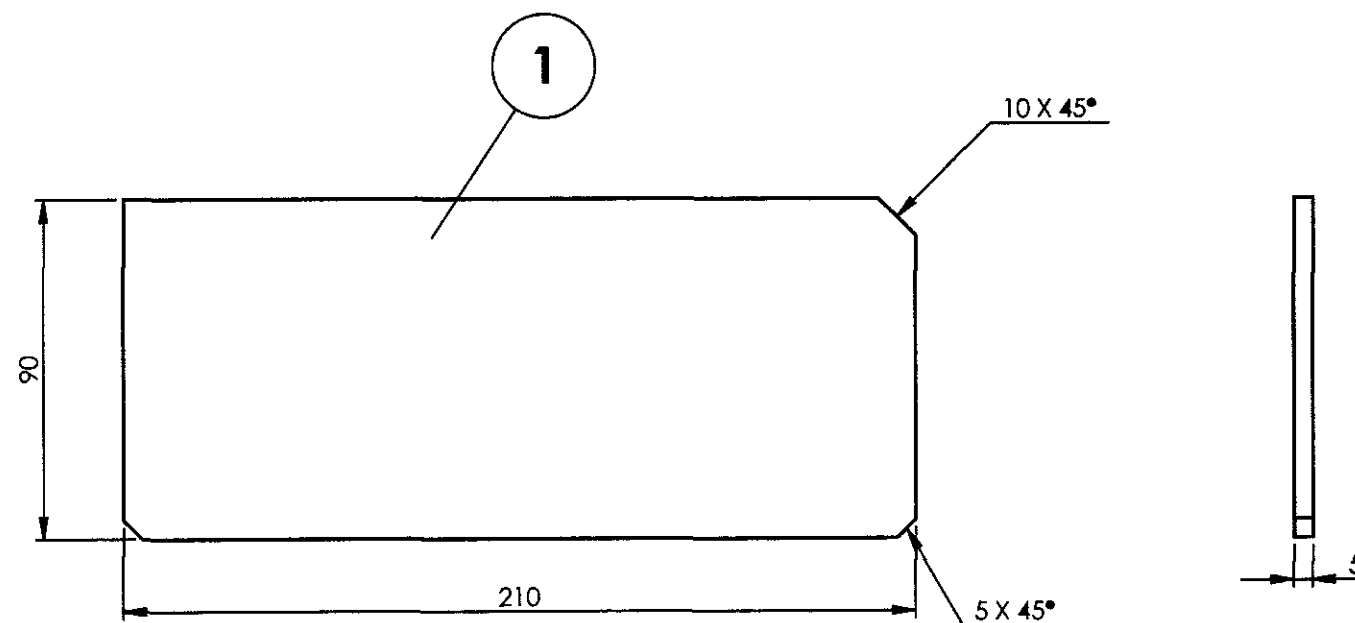
24-10-2018

AME/SME

AAE14185

▽ ROUGH MACHINED	① ROUGH CLEANED
▽▽ FINISH MACHINED	①b BURRS REMOVED
▽▽▽ FINE FINISH MACHINED	①8 CHAMFERED

REVISIONS			
ALT.	ZONE	DESCRIPTION	APPROVED & DATE
a		NOTE ADDED.	

**NOTE:-**

1. ALTERNATIVELY AISI-304/SS-304 (X02Cr19Ni10)/IS:6911(X04Cr19Ni9) ALSO ACCEPTABLE.

1	RIB	5x90x210	1		RDSO/SPEC C-K201 X2CrNi12	0.75	#
Default	DESCRIPTION	DIMENSIONS	ITEM NO.	REF. DRGS	MATL.SPEC.	WT/UNIT IN KGS	REMARKS
GROUP: 1-4 Body Side Walls				SURFACE AREA IN Sq.m.:		WT/ASSY IN Kgs:	
RIB					SCALE	SSE/D	Kunti Thakur
					1:2	CHD	
					ALT. a	ALTD DRN	3D: T. Ukkirapandian 2D: Kunti Thakur
INDIAN RAILWAY STANDARDS				SHEET 1 OF 1		AAE14185	
INTEGRAL COACH FACTORY, CHENNAI - 600038						A3	

ALL DIMENSIONS ARE IN mm UNLESS OTHERWISE SPECIFIED. FOR UNTOLERANCED DIMENSIONS AND ROUGHNESS VALUES, REFER DRAWING NO ICF/STD-9-0-001.
ANY MANUAL ALTERATION SHALL AUTOMATICALLY RENDER THIS DRAWING INVALID. WELDING SYMBOLS ARE AS PER IS: 813-1986.
WEIGHT GIVEN IN DRAWING IS FOR INDICATIVE PURPOSE ONLY

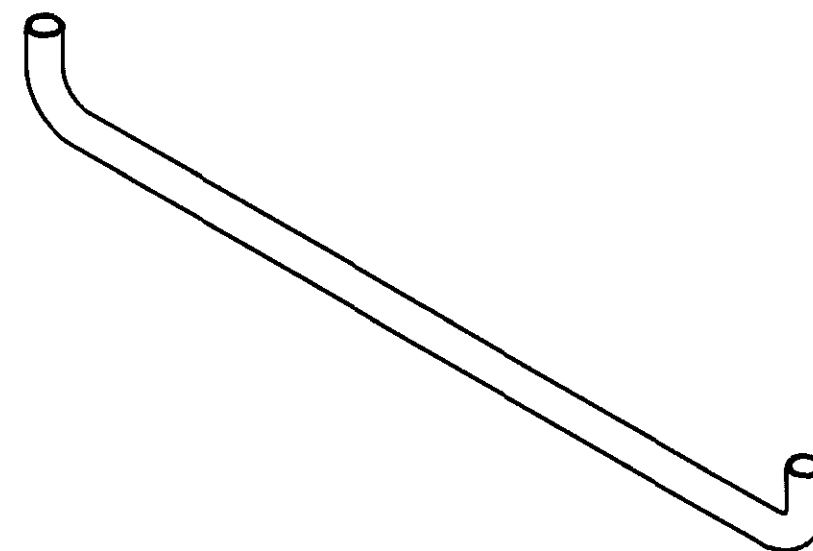
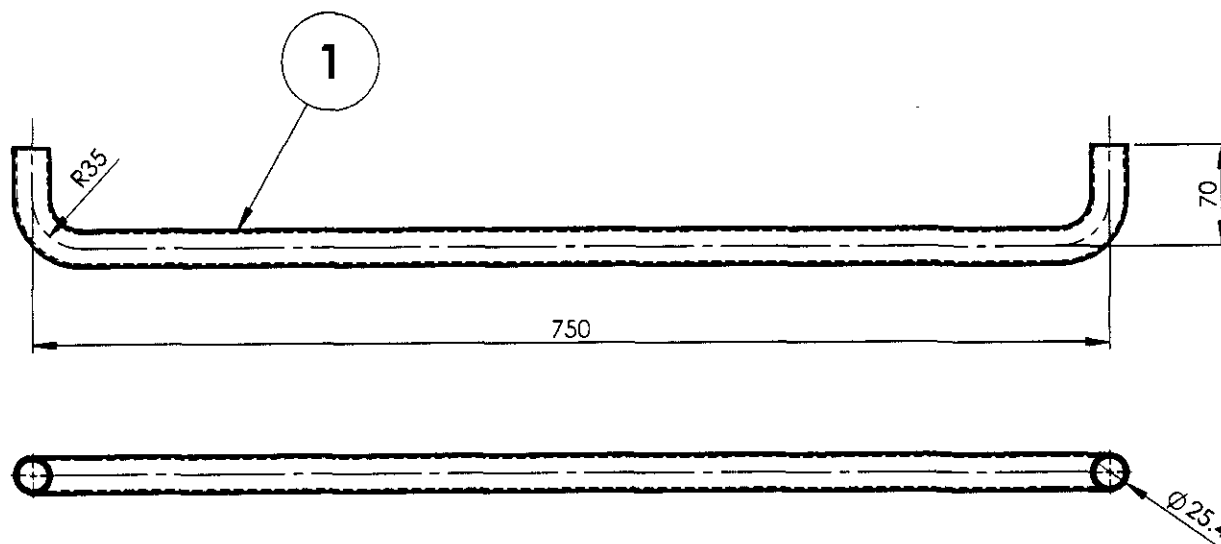
REF.DRG.NO.-

5-08-2024	02-02-2019	
DATE OF LATEST ALT.	DATE OF FIRST ISSUE	AME/SME

AAG14567

▽ ROUGH MACHINED	① ROUGH CLEANED
▽▽ FINISH MACHINED	② BURRS REMOVED
▽▽▽ FINE FINISH MACHINED	③ CHAMFERED

REVISIONS			
ALT.	ZONE	DESCRIPTION	APPROVED & DATE
a		BEND RADIUS ADDED.	✓ 19/11/21



NOTE:

1. ALTERNATIVELY AISI-304 IS ACCEPTABLE.

1	GUARD'S HANDLE	25.4x2x860	1		IS 6913 Gr.-B	1.01	TAB-2
QTY	DESCRIPTION	DIMENSIONS	ITEM NO.	REF. DRGS	MATL.SPEC.	WT/UNIT IN KGS	REMARKS
GROUP: 1-4 Body Side Walls				SURFACE AREA IN Sq.m.:		WT/ASSY IN Kgs:	
GUARD'S HANDLE					SCALE	SSE/D	L. Panduranga Rao
					1:5	CHD	
					ALT. a	ALTD	A.Muthukumar
						DRN	G.VIMALA
INDIAN RAILWAY STANDARDS				SHEET 1 OF 1		AAG14567	
INTEGRAL COACH FACTORY, CHENNAI - 600038						A3	

15-11-22	08-02-2021	19/11/21
DATE OF LATEST ALT.	DATE OF FIRST ISSUE	AME/SME

REF.DRG.NO.-

ALL DIMENSIONS ARE IN mm UNLESS OTHERWISE SPECIFIED. FOR UNTOLERANCED DIMENSIONS AND ROUGHNESS VALUES, REFER DRAWING NO ICF/STD-9-0-001.
ANY MANUAL ALTERATION SHALL AUTOMATICALLY RENDER THIS DRAWING INVALID. WELDING SYMBOLS ARE AS PER IS: 813-1986.
WEIGHT GIVEN IN DRAWING IS FOR INDICATIVE PURPOSE ONLY

AAI14041

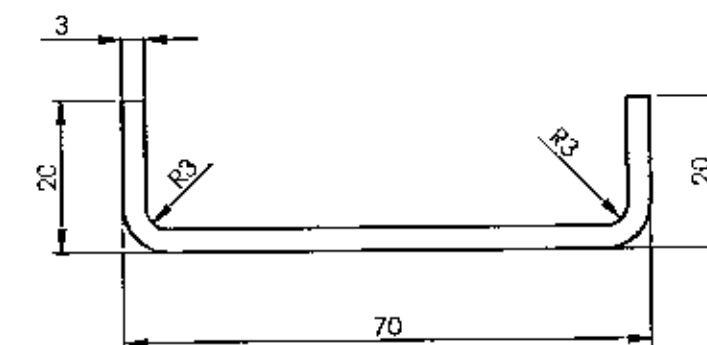
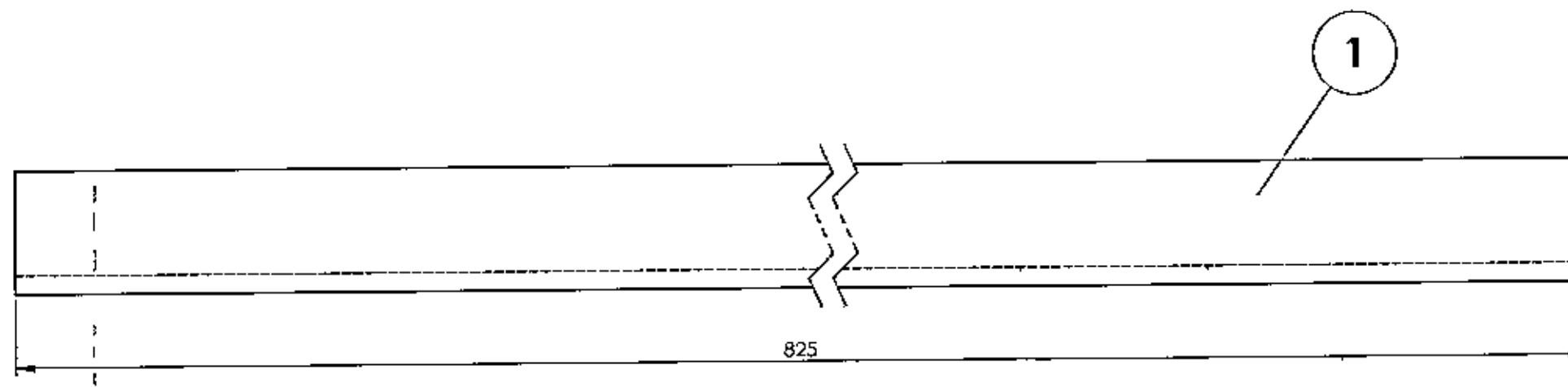
▽ ROUGH MACHINED	① ROUGH CLEANED
▽▽ FINISH MACHINED	② BURRS REMOVED
▽▽▽ FINE FINISH MACHINED	③ CHAMFERED

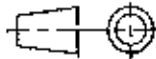
REVISIONS

ALT

ZONE

DESCRIPTION

APPROVED &
DATE

1	CHANNEL	3x98x825	1		RDSO SPEC C-K201 X2 Cr Ni 12	1.983	
QTY	DESCRIPTION	DIMENSIONS	ITEM NO	REF. DRGS	MATL SPEC.	WT/UNIT IN KGS	REMARKS
GROUP 1.1 Body Side Walls		SURFACE AREA IN Sq.m 0.171			WT/ASSY IN Kgs		
CHANNEL					SCALE	SSE/D	<i>Sanjay</i>
					1:1	CHD	
					ALT	ALTD	
						DRN	T. Ukirapadiyan
INDIAN RAILWAY STANDARDS INTEGRAL COACH FACTORY CHENNAI 600035				SHEET 1 OF 1			
					AAI14041		A3

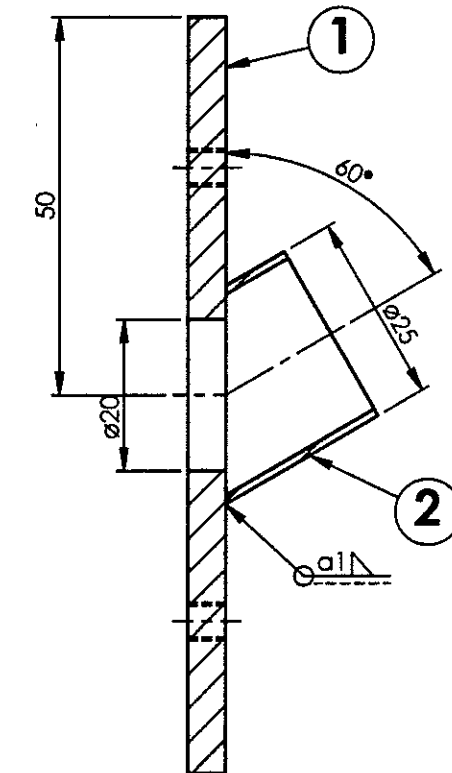
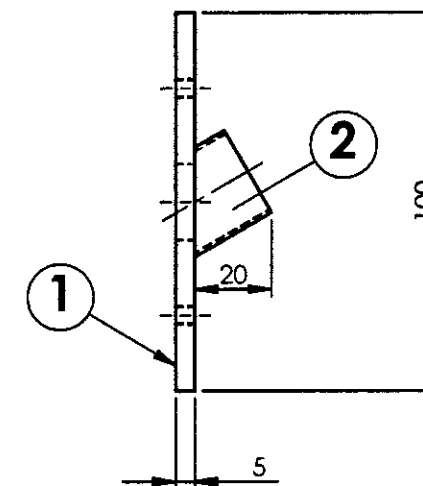
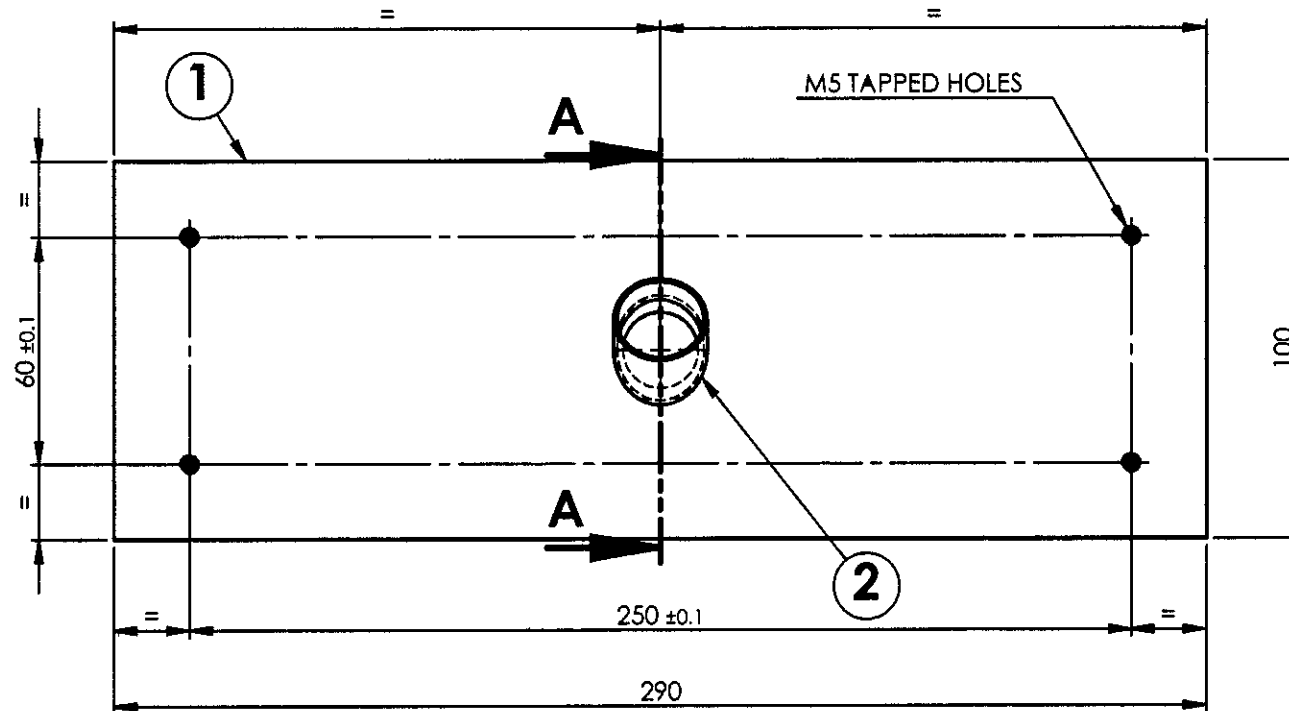
ALL DIMENSIONS ARE IN mm UNLESS OTHERWISE SPECIFIED. FOR UNTOLERANCED DIMENSIONS AND ROUGHNESS VALUES REFER DRAWING NO IC/STD 9 0-031
ANY MANUAL ALTERATION SHALL AUTOMATICALLY RENDER THIS DRAWING INVALID. WELDING SYMBOLS ARE AS PER EN ISO 2553
WEIGHT GIVEN IN DRAWING IS FOR INDICATIVE PURPOSE ONLY

REF DRG NO

AAJ14482

▽ ROUGH MACHINED	① ROUGH CLEANED
▽▽ FINISH MACHINED	①b BURRS REMOVED
▽▽▽ FINE FINISH MACHINED	①8 CHAMFERED

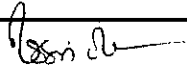
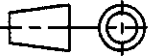
REVISIONS			
ALT.	ZONE	DESCRIPTION	APPROVED & DATE



SECTION A-A

NOTE:

1. STAINLESS STEEL ELECTRODE OF SAME COMPOSITION AS PER TABLE-3 OF RDSO/SPEC C-K201 SHALL BE USED FOR WELDING.
2. ALL WELD SPATTERS SHALL BE GROUND.
3. ALL WELDED JOINTS SHALL BE PICKLED AND PASSIVATED BEFORE SURFACE TREATMENT.
4. ALL SHARP CORNERS SHALL BE ROUNDED OFF.
5. ALL WELDINGS SHALL BE TIG WELDING UNLESS OTHERWISE SPECIFIED.
6. ALL WELD PERFORMANCE CLASS SHALL BE CP C2 UNLESS OTHERWISE SPECIFIED.
7. FOR WELD TESTING PREFERENCES REFER DRG. No. ICF/STD-9-0-998.
8. FOR WELD PROCEDURE SPECIFICATION REFER DRG.No. ICF/STD-9-0-999.
9. ALL THE THREADED HOLES SHALL BE PROVIDED WITH SUITABLE DUMMY BOLTS TO SAFEGUARD THREADS

1	PIPE	1xOD25x23	2		AISI-304	0.010		
1	BACKPIECE	5x100x290	1		RDSO/SPEC C-K 201 X2CrNi12	1.065		
QTY.	DESCRIPTION	DIMENSION	ITEM NO.	REF. DRGS	MATL. SPEC.	WT/UNIT IN KGS	REMARKS	
GROUP: 1-4 Body Side Walls			SURFACE AREA IN Sq.m.:0.064			WT/ASSY IN Kgs:		
BACKPIECE FOR EXTERNAL EMERGENCY LIGHT FIXING						SCALE	SSE/D	
						1:1	CHD	
						ALT.	ALTD	-
						-	DRN	T.Ukkirapandian
INDIAN RAILWAY STANDARDS				SHEET 1 OF 1				
INTEGRAL COACH FACTORY, CHENNAI - 600038					AAJ14482		A3	

ALL DIMENSIONS ARE IN mm UNLESS OTHERWISE SPECIFIED. FOR UNTOLERANCED DIMENSIONS AND ROUGHNESS VALUES, REFER DRAWING NO ICF/STD-9-0-001. ANY MANUAL ALTERATION SHALL AUTOMATICALLY RENDER THIS DRAWING INVALID. WELDING SYMBOLS ARE AS PER EN ISO 2553. WEIGHT GIVEN IN DRAWING IS FOR INDICATIVE PURPOSE ONLY


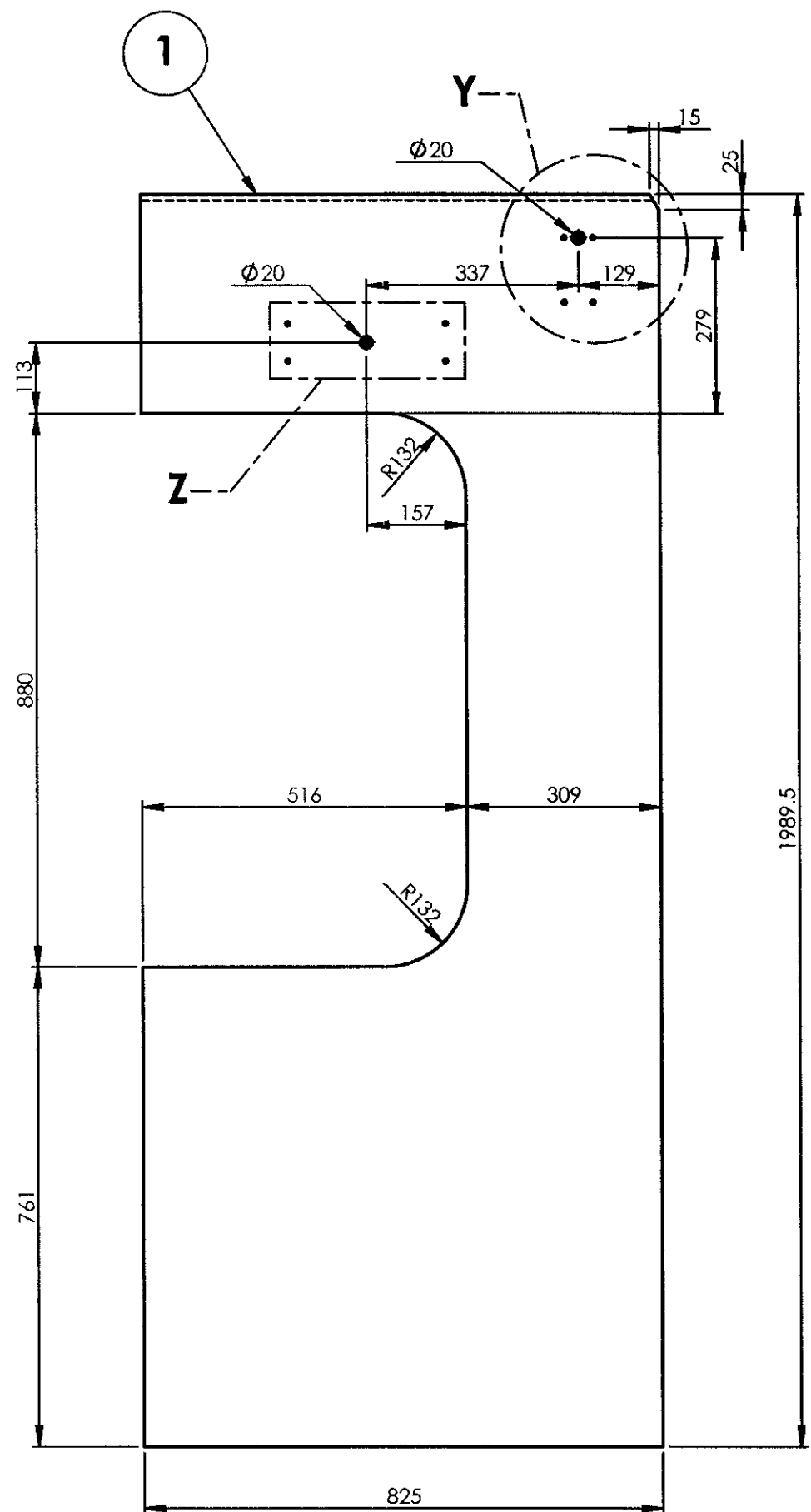
REF.DRG.NO.

-	26-07-2026	
DATE OF LATEST ALT.	DATE OF FIRST ISSUE	AME/SME

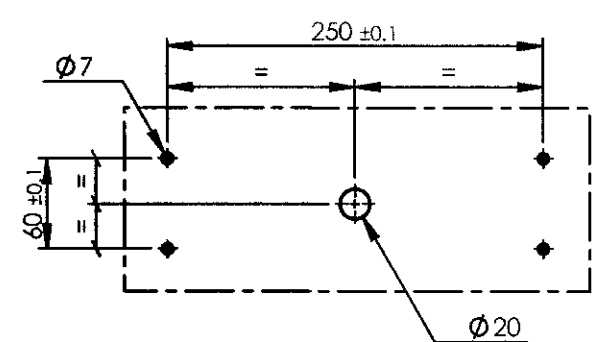
AAJ14483

▽	ROUGH MACHINED	Ⓢ	ROUGH CLEANED
▽▽	FINISH MACHINED	ⓈⓈ	BURRS REMOVED
▽▽▽	FINE FINISH MACHINED	ⓈⓈⓈ	CHAMFERED

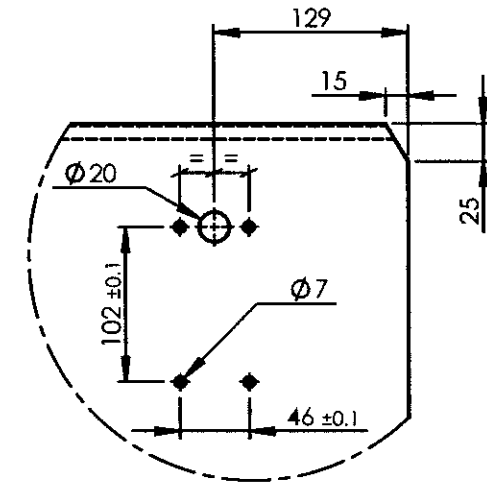
REVISIONS				APPROVED & DATE	
ALT.	ZONE	DESCRIPTION			



DETAIL X
SCALE 2 : 1



DETAIL Z
SCALE 1 : 5



DETAIL Y
SCALE 1 : 5

1	LAV. SIDE WALL SHEET	2x825x2014	1		RDSO SPEC C-K201 X2 Cr Ni 12	19.446	
Default	DESCRIPTION	DIMENSIONS	ITEM NO.	REF. DRGS	MATLSPEC.	WT/UNIT IN KGS	REMARKS
GROUP: 1-4 Body Side Walls				SURFACE AREA IN Sq.m.: 2.445		WT/ASSY IN Kgs:	
LAV. SIDE WALL SHEET					SCALE 1:10	SSE/D	
						CHD	
					ALT	ALTD	-
					DRN		T.Ukkirapandian
INDIAN RAILWAY STANDARDS				SHEET 1 OF 1		AAJ14483	
INTEGRAL COACH FACTORY, CHENNAI - 600038						A2	

ALL DIMENSIONS ARE IN mm UNLESS OTHERWISE SPECIFIED. FOR UNTOLERANCED DIMENSIONS AND ROUGHNESS VALUES, REFER DRAWING NO IC/STD-9-0-001. ANY MANUAL ALTERATION SHALL AUTOMATICALLY RENDER THIS DRAWING INVALID. WELDING SYMBOLS ARE AS PER EN ISO 2553. WEIGHT GIVEN IN DRAWING IS FOR INDICATIVE PURPOSE ONLY

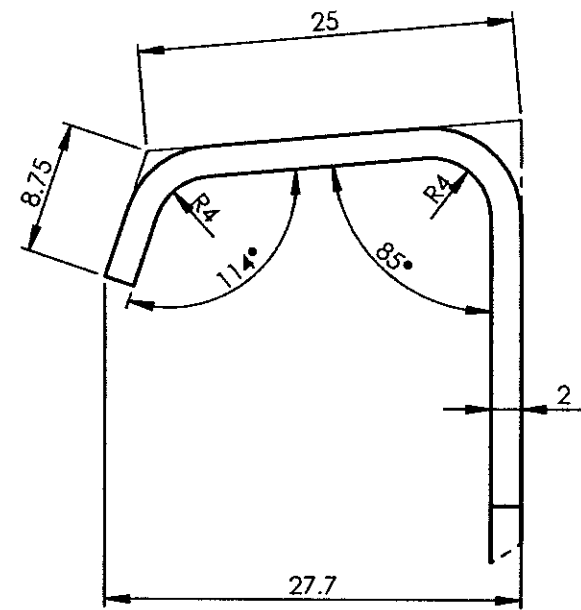
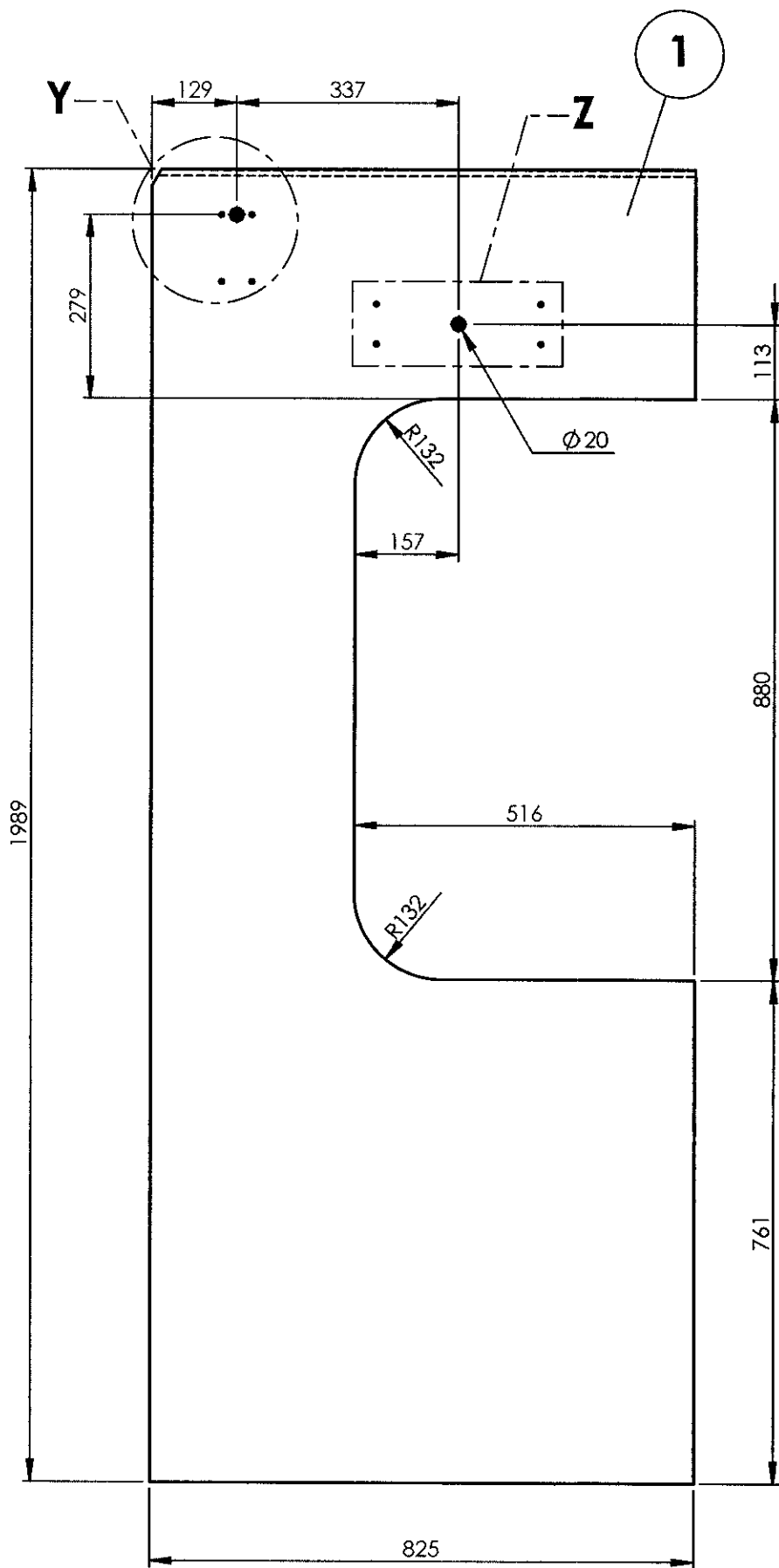
REF.DRG.NO.AAA14814

-	24-07-2024	
DATE OF LATEST ALT.	DATE OF FIRST ISSUE	AME/SME

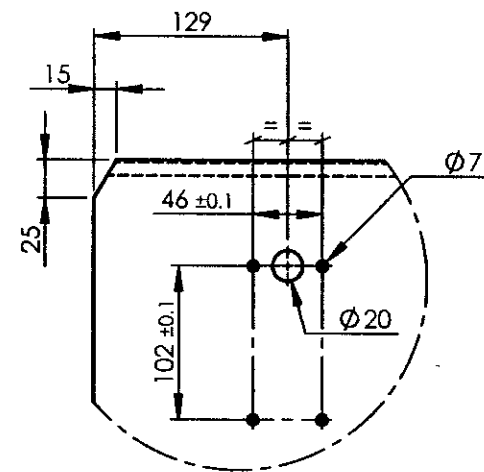
AAJ14484

▽	ROUGH MACHINED	01	ROUGH CLEANED
▽▽	FINISH MACHINED	01a	BURRS REMOVED
▽▽▽	FINE FINISH MACHINED	18	CHAMFERED

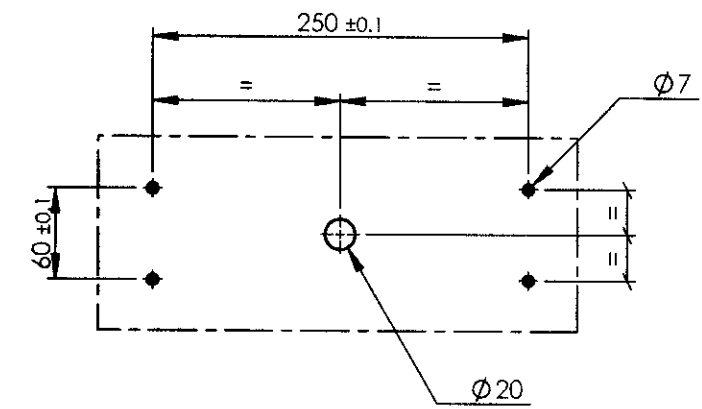
REVISIONS			
ALT.	ZONE	DESCRIPTION	APPROVED & DATE



DETAIL X
SCALE 2 : 1



DETAIL Y
SCALE 1 : 5



DETAIL Z
SCALE 1 : 5

1	LAV. SIDE WALL SHEET	2x825x2019.5	1		RDSO SPEC C-K201 X2 Cr Ni 12	19.445	
QTY.	DESCRIPTION	DIMENSIONS	ITEM NO.	REF. DRGS	MATL.SPEC.	WT/UNIT IN KGS	REMARKS
GROUP: 1-4 Body Side Walls				SURFACE AREA IN Sq.m.: 2.445		WT/ASSY IN Kgs:	
LAV. SIDE WALL SHEET					SCALE 1:10	SSE/D	
					CHD		
					ALT	ALTD	-
					DRN		T.Ukkirapandian
INDIAN RAILWAY STANDARDS				SHEET 1 OF 1		AAJ14484	
INTEGRAL COACH FACTORY, CHENNAI - 600038						A2	

ALL DIMENSIONS ARE IN mm UNLESS OTHERWISE SPECIFIED. FOR UNTOLERANCED DIMENSIONS AND ROUGHNESS VALUES, REFER DRAWING NO ICF/STD-9-0-001. ANY MANUAL ALTERATION SHALL AUTOMATICALLY RENDER THIS DRAWING INVALID. WELDING SYMBOLS ARE AS PER EN ISO 2553. WEIGHT GIVEN IN DRAWING IS FOR INDICATIVE PURPOSE ONLY.

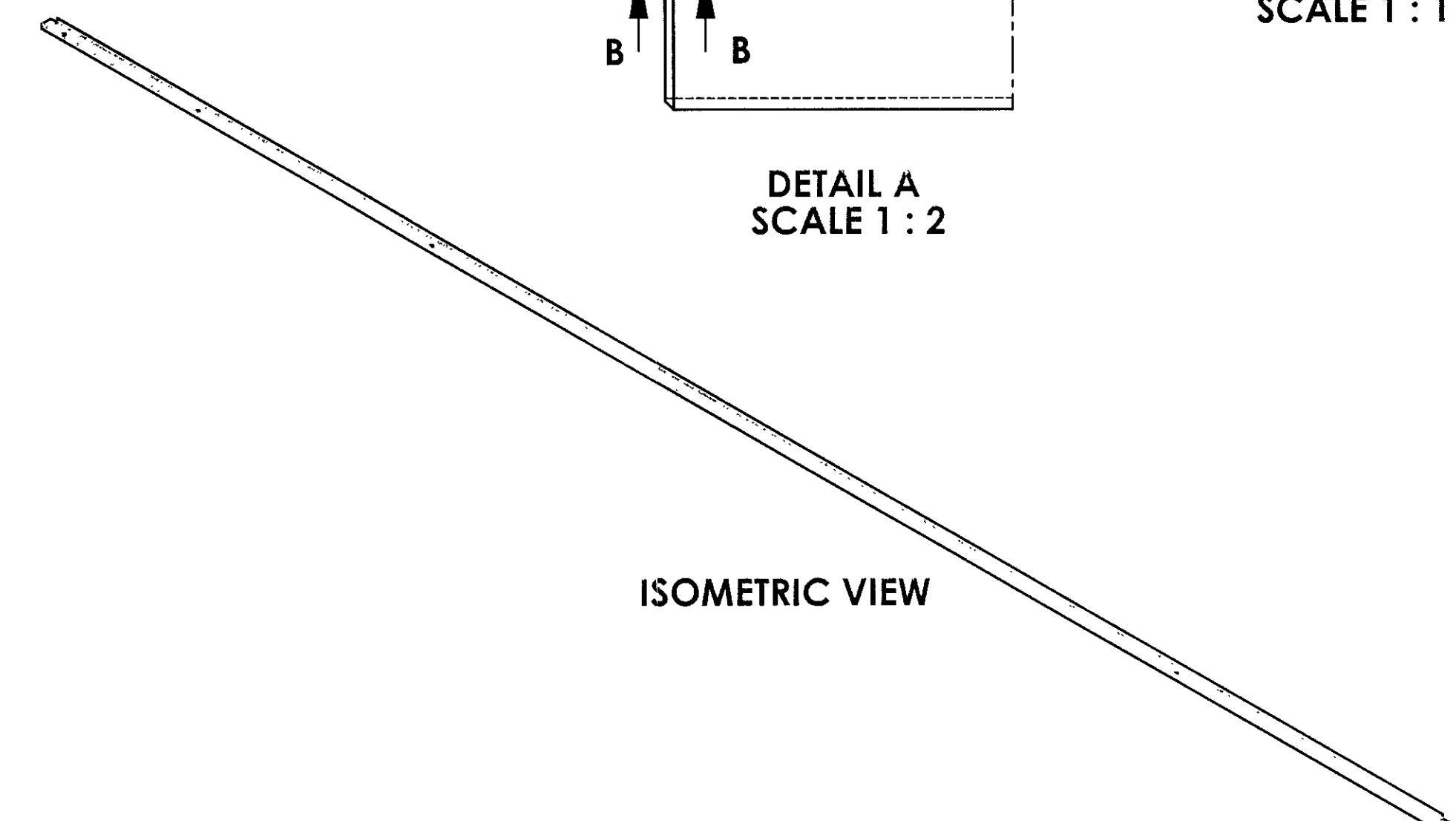
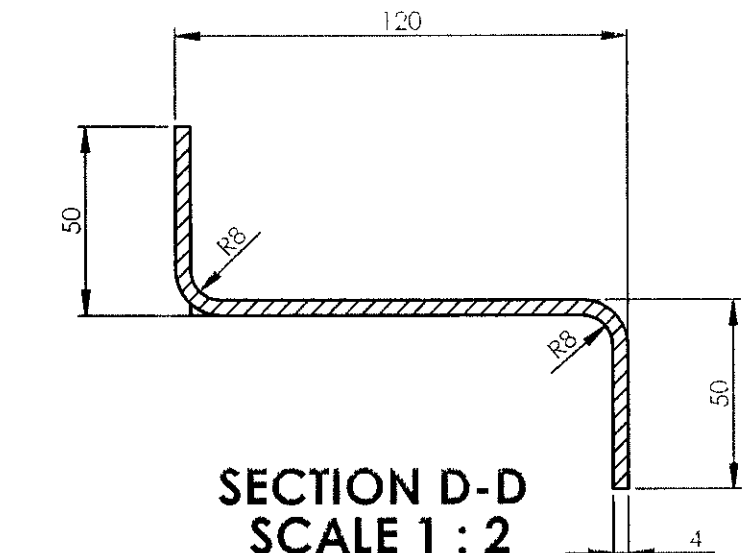
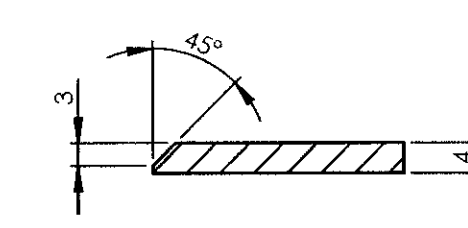
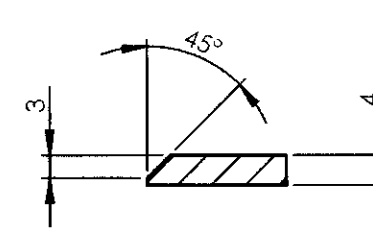
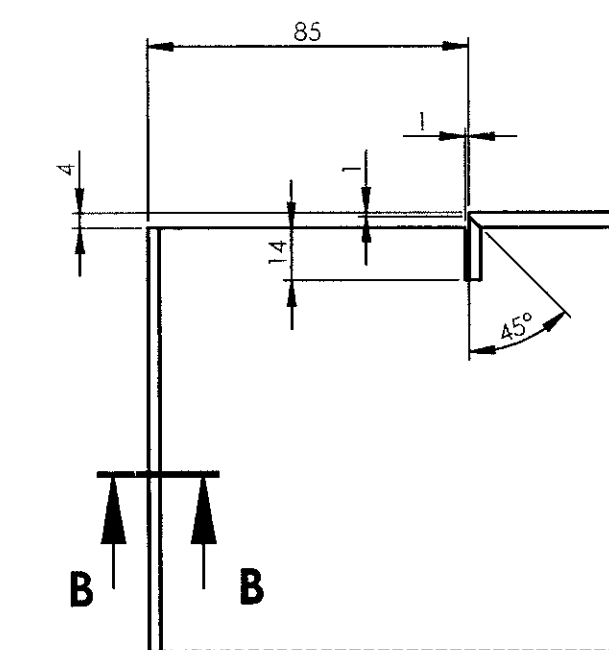
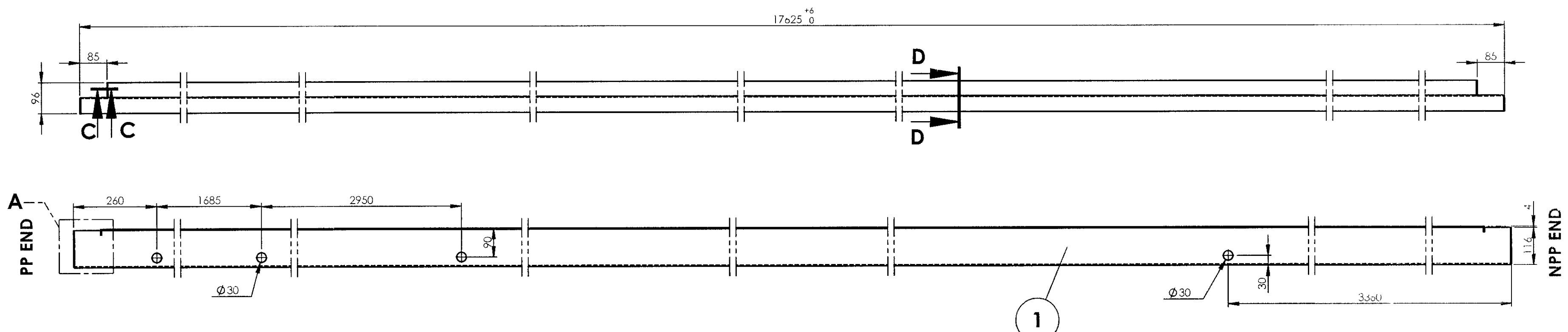
REF.DRG.NO.AAA14815

-	24-07-2024	
DATE OF LATEST ALT.	DATE OF FIRST ISSUE	AME/SME

AAK14496

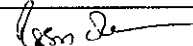

▽ ROUGH MACHINED	① ROUGH CLEANED
▽▽ FINISH MACHINED	② BURRS REMOVED
▽▽▽ FINE FINISH MACHINED	③ CHAMFERED

REVISIONS			
ALT.	ZONE	DESCRIPTION	APPROVED & DATE



NOTE:

1. BOW / CAMBER : 2.5mm/METER
2. TWIST : 1° / METER
3. ANGLE : 90°±1.5°
4. WAVINESS/FLATNESS : 2mm MAX.

1	ROOF FLANGE COMPLETE RIGHT (CRF)	4x202x17425	1		RDSO/SPEC C-K201 X2CrNi12	114.371	
QTY.	DESCRIPTION	DIMENSIONS	ITEM NO.	REF. DRGS	MATL.SPEC.	WT/UNIT IN KGS	REMARKS
GROUP: 1-4 Body Side Walls		SURFACE AREA IN Sq.m.: 7.293			WT/ASSY IN Kgs:		
ROOF FLANGE COMPLETE RIGHT (CRF)					SCALE 1:10	SSE/D	
						CHD	
					ALT	ALTD	-
						DRN	T.Ukkirapandian
INDIAN RAILWAY STANDARDS INTEGRAL COACH FACTORY, CHENNAI - 600038						LWLRRM/PP2	
						AAK14496	
					SHEET 1 OF 1	A2	

ALL DIMENSIONS ARE IN mm UNLESS OTHERWISE SPECIFIED. FOR UNTOLERANCED DIMENSIONS AND ROUGHNESS VALUES, REFER DRAWING NO. ICF/STD-9-0-001. ANY MANUAL ALTERATION SHALL AUTOMATICALLY RENDER THIS DRAWING INVALID. WELDING SYMBOLS ARE AS PER EN ISO 2553. WEIGHT GIVEN IN DRAWING IS FOR INDICATIVE PURPOSE ONLY.

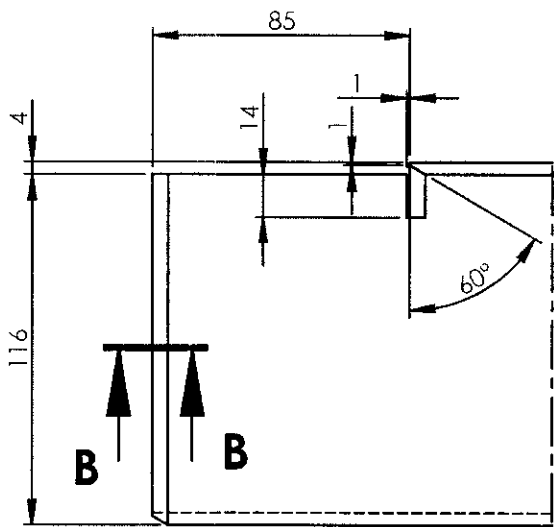
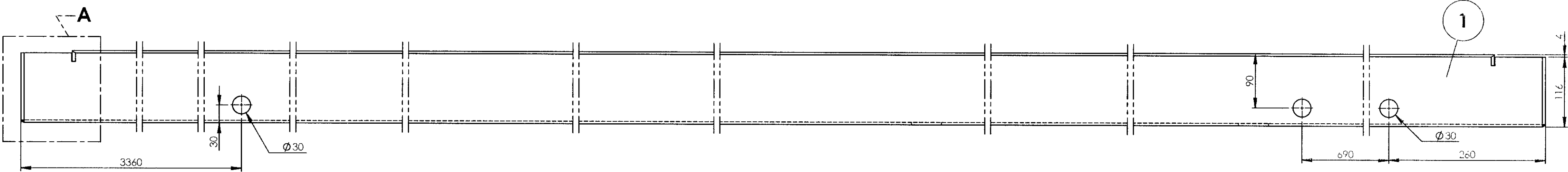
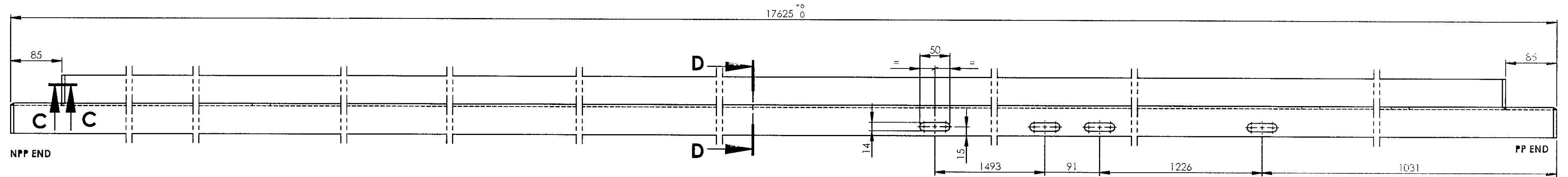
REF.DRG.NO.53814046

-	28-07-2025	
DATE OF LATEST ALT.	DATE OF FIRST ISSUE	AME/SME

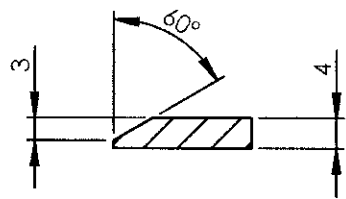
AAK14497

▽ ROUGH MACHINED	⊖ ROUGH CLEANED
▽▽ FINISH MACHINED	⊖⊖ BURRS REMOVED
▽▽▽ FINE FINISH MACHINED	⊖⊖⊖ CHAMFERED

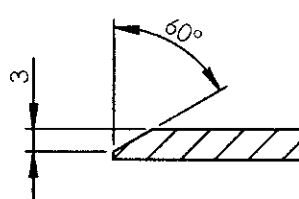
REVISIONS			
ALT.	ZONE	DESCRIPTION	APPROVED & DATE



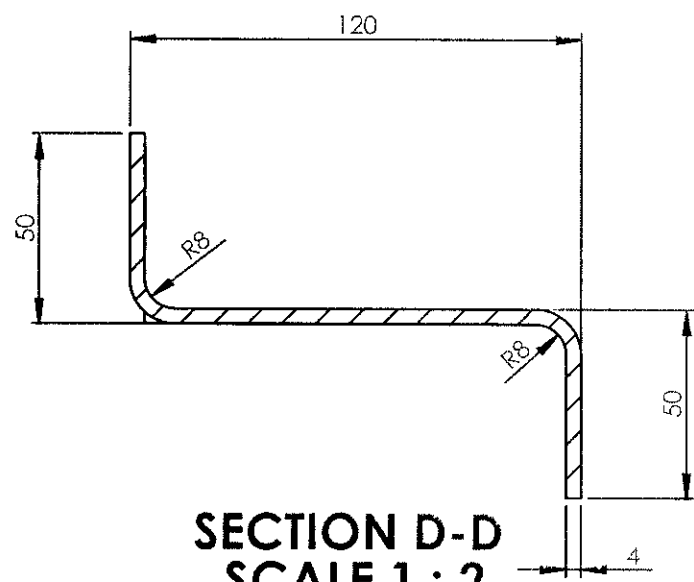
DETAIL A
SCALE 2 : 5



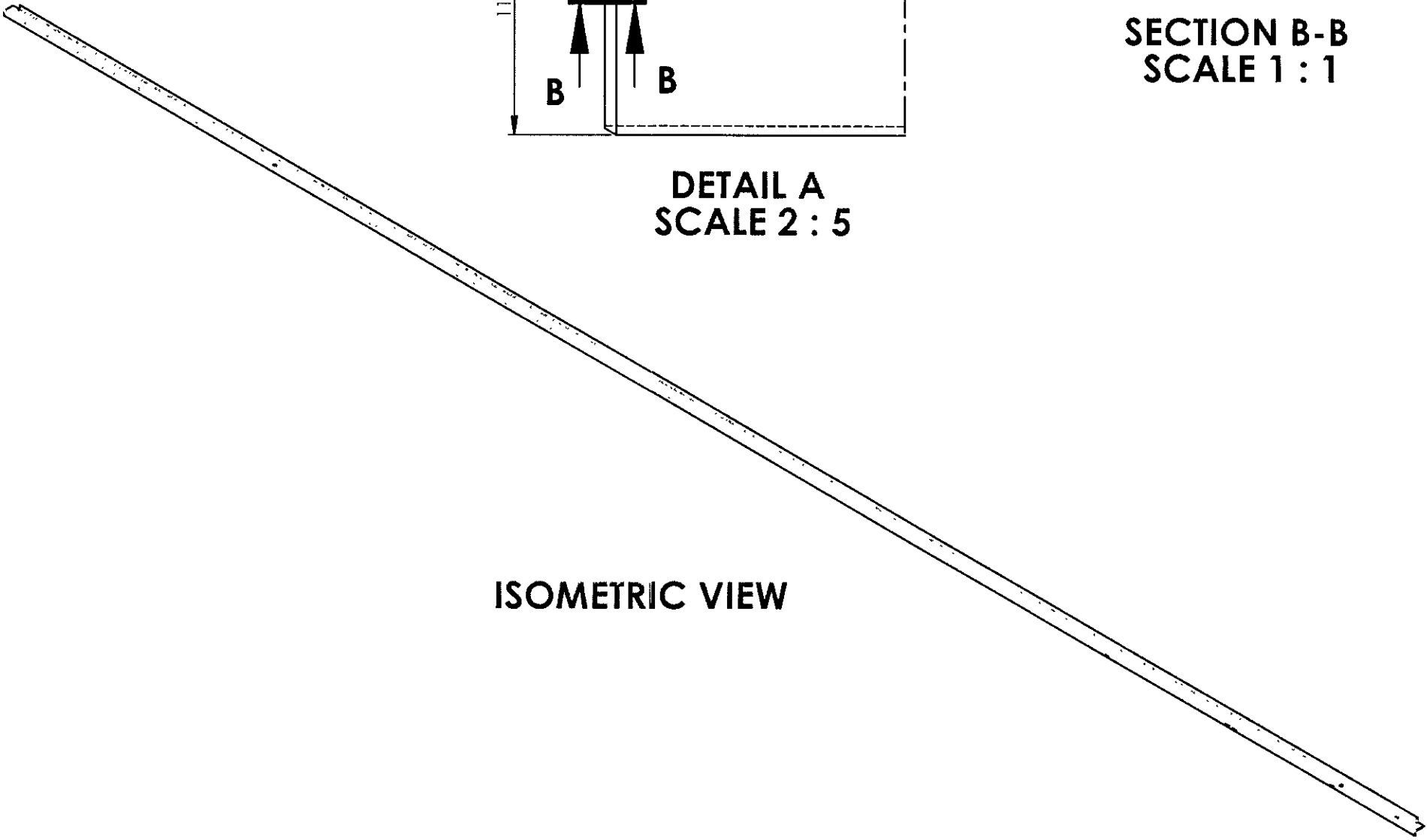
SECTION B-B
SCALE 1 : 1



SECTION C-C
SCALE 1 : 1



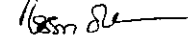

SECTION D-D
SCALE 1 : 2



ISOMETRIC VIEW

NOTE:

- BOW / CAMBER : 2.5mm/METER
- TWIST : 1° / METER
- ANGLE : 90°±1.5°
- WAVINESS/FLATNESS : 2mm MAX.

1	ROOF FLANGE COMPLETE LEFT (CRF)	4x202x17625	1		RDSO/SPEC C-K201 X2CrNi12	114.298	
QTY.	DESCRIPTION	DIMENSIONS	ITEM NO.	REF. DRGS	MATL.SPEC.	WT/UNIT IN KGS	REMARKS
GROUP: 1-4 Body Side Walls		SURFACE AREA IN Sq.m.: 7.290			WT/ASSY IN Kgs:		
ROOF FLANGE COMPLETE LEFT (CRF)					SCALE 1:5	SSE 'D' CHD	
					ALT	ALTD	-
					DRN	T.Ukkirapandian	
					LWLRRM/PP2		
INDIAN RAILWAY STANDARDS INTEGRAL COACH FACTORY, CHENNAI - 600038				SHEET 1 OF 1			AAK14497
							A2

ALL DIMENSIONS ARE IN mm UNLESS OTHERWISE SPECIFIED. FOR UNTOLERANCED DIMENSIONS AND ROUGHNESS VALUES, REFER DRAWING NO. ICF/STD-9-0-001. ANY MANUAL ALTERATION SHALL AUTOMATICALLY RENDER THIS DRAWING INVALID. WELDING SYMBOLS ARE AS PER EN ISO 2553. WEIGHT GIVEN IN DRAWING IS FOR INDICATIVE PURPOSE ONLY.

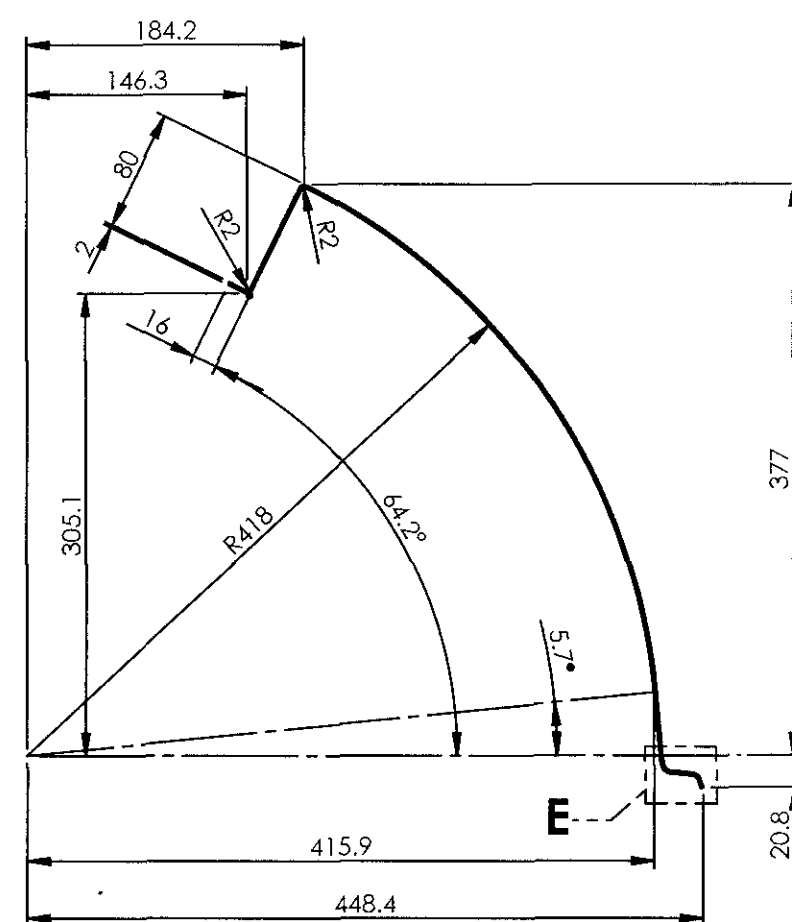
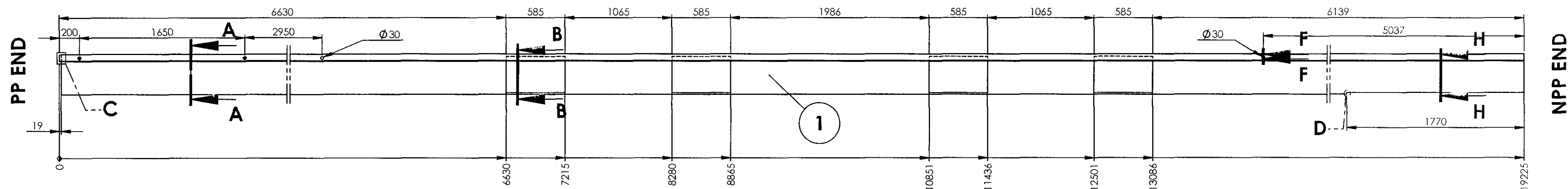
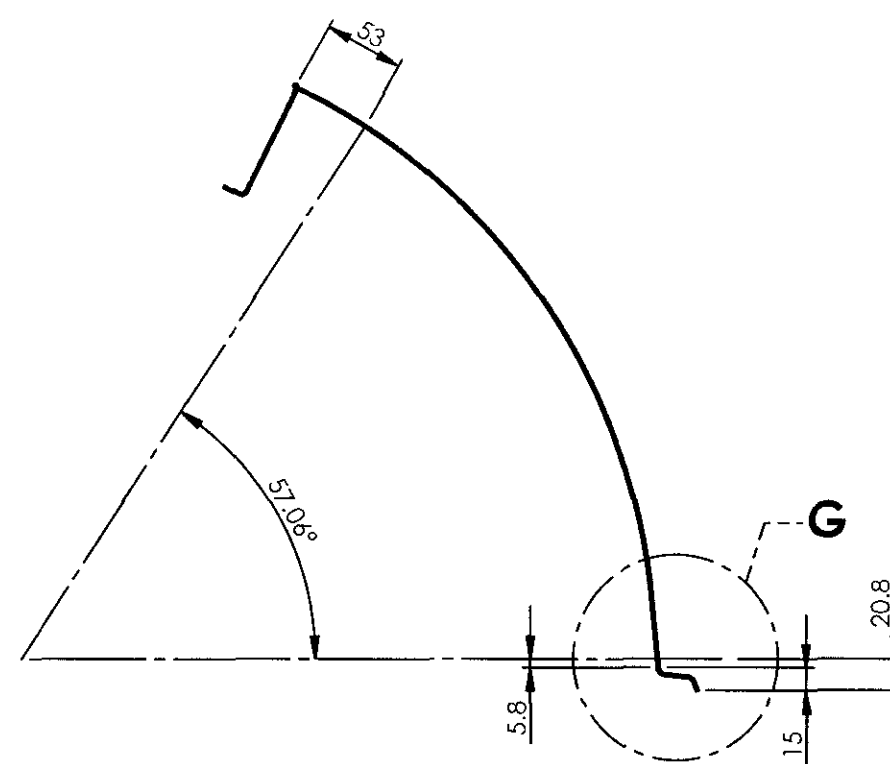
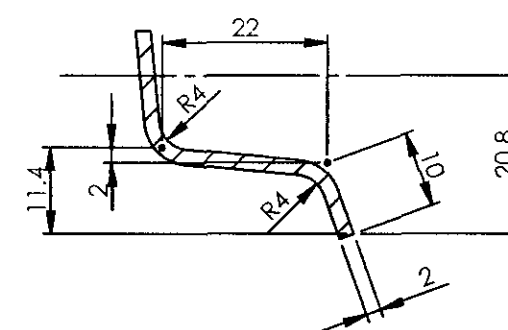
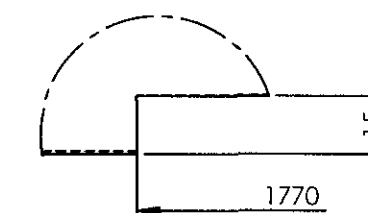
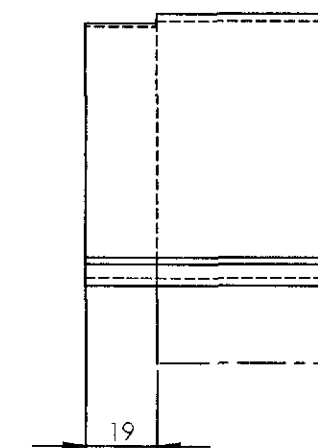
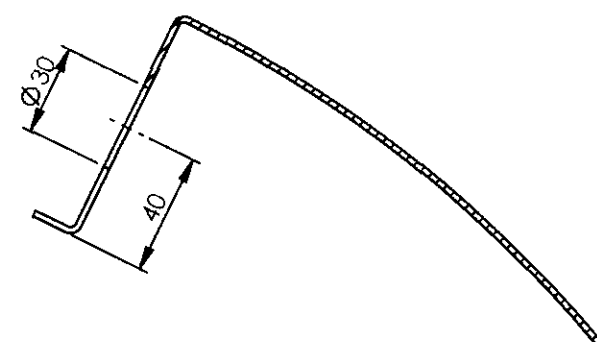
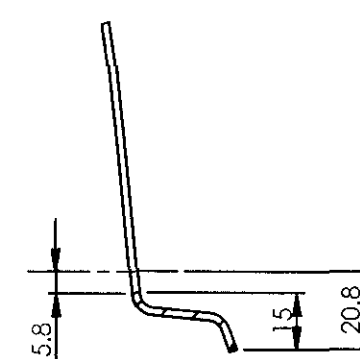
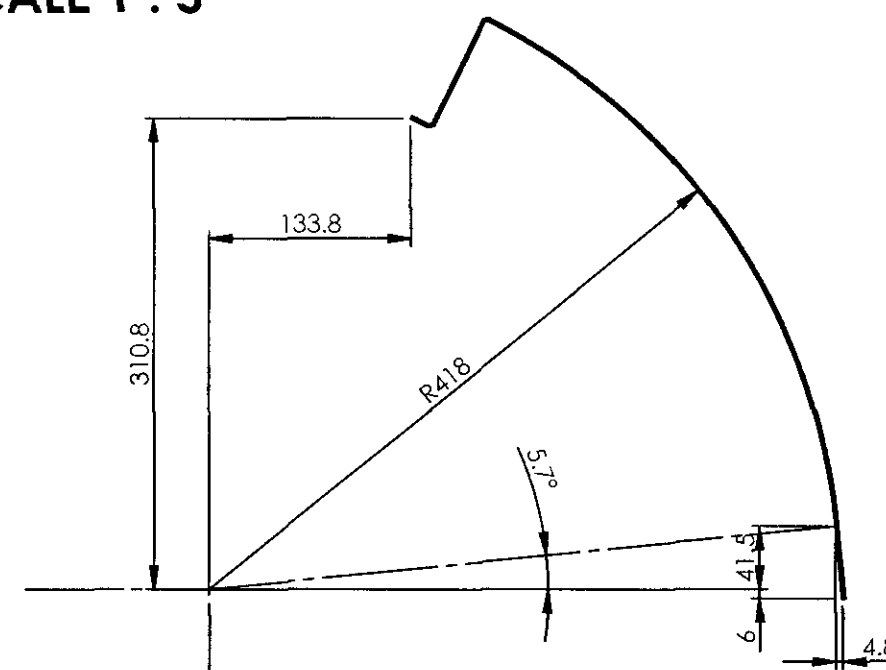
REF.DRG.NO.53814047

-	22-07-2025	
DATE OF LATEST ALT.	DATE OF FIRST ISSUE	AME/SME

AAK14498

▽ ROUGH MACHINED	⊖ ROUGH CLEANED
▽ FINISH MACHINED	⊖ BURRS REMOVED
▽ FINE FINISH MACHINED	⊖ CHAMFERED

REVISIONS			
ALT.	ZONE	DESCRIPTION	APPROVED & DATE

SECTION A-A
SCALE 1 : 5SECTION B-B
SCALE 1 : 5DETAIL E
SCALE 1 : 1DETAIL D
SCALE 1 : 2DETAIL C
SCALE 1 : 2SECTION F-F
SCALE 1 : 2.5DETAIL G
SCALE 1 : 2SECTION H-H
SCALE 1 : 5

ALL DIMENSIONS ARE IN mm UNLESS OTHERWISE SPECIFIED. FOR UNTOLERANCED DIMENSIONS AND ROUGHNESS VALUES, REFER DRAWING NO. ICF/STD-9-0-001. ANY MANUAL ALTERATION SHALL AUTOMATICALLY RENDER THIS DRAWING INVALID. WELDING SYMBOLS ARE AS PER EN ISO 2553. WEIGHT GIVEN IN DRAWING IS FOR INDICATIVE PURPOSE ONLY.

REF.DRG.NO.2 11012.0.20.110.104

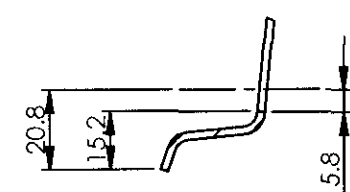
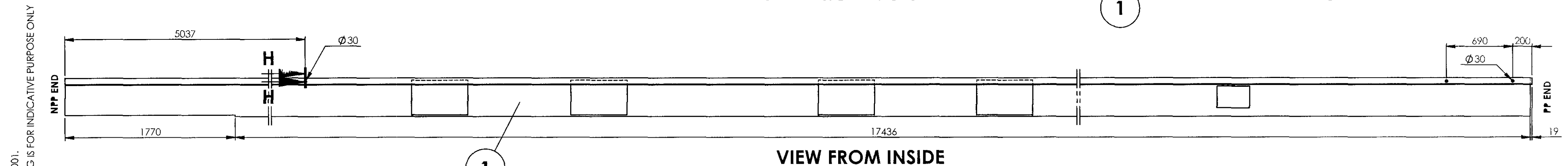
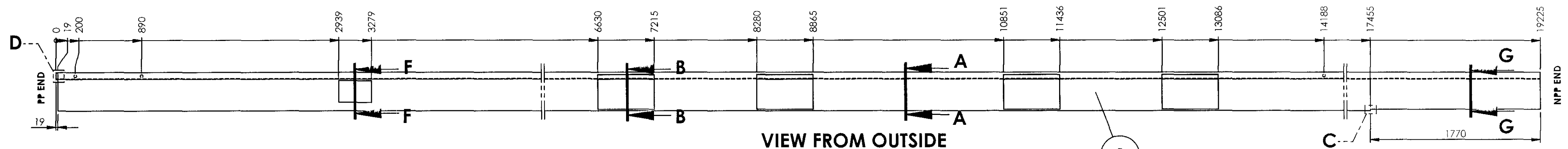
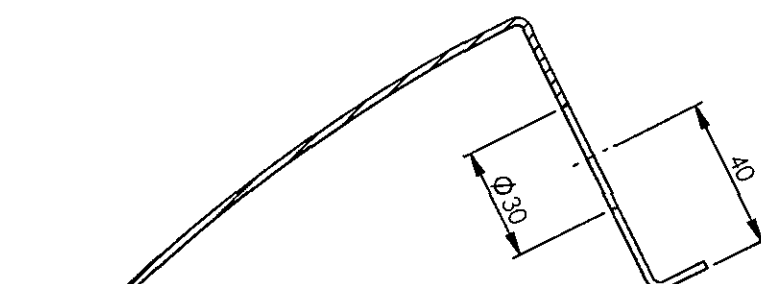
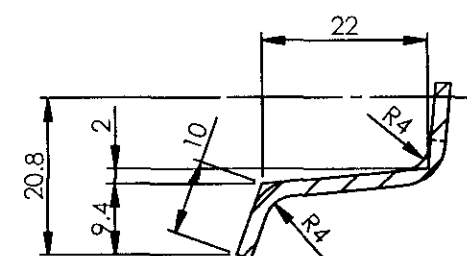
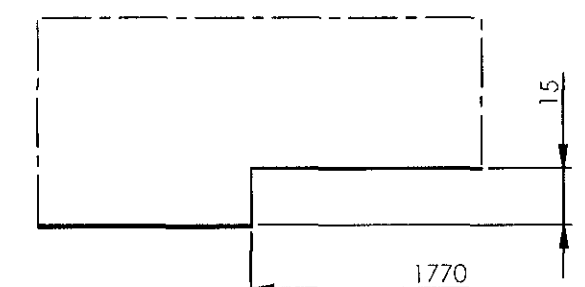
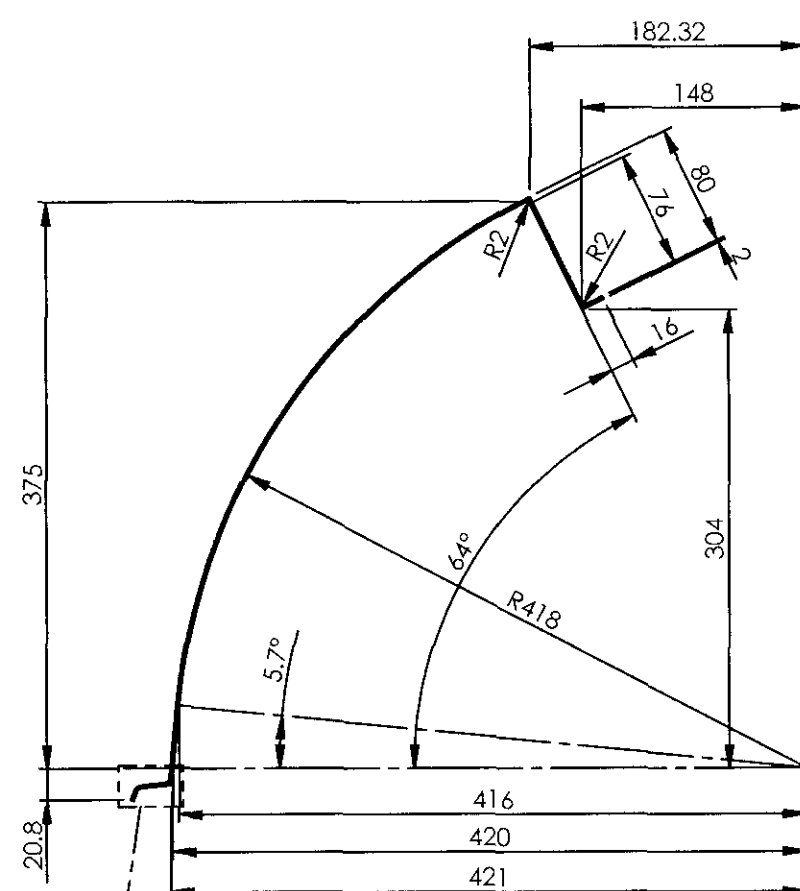
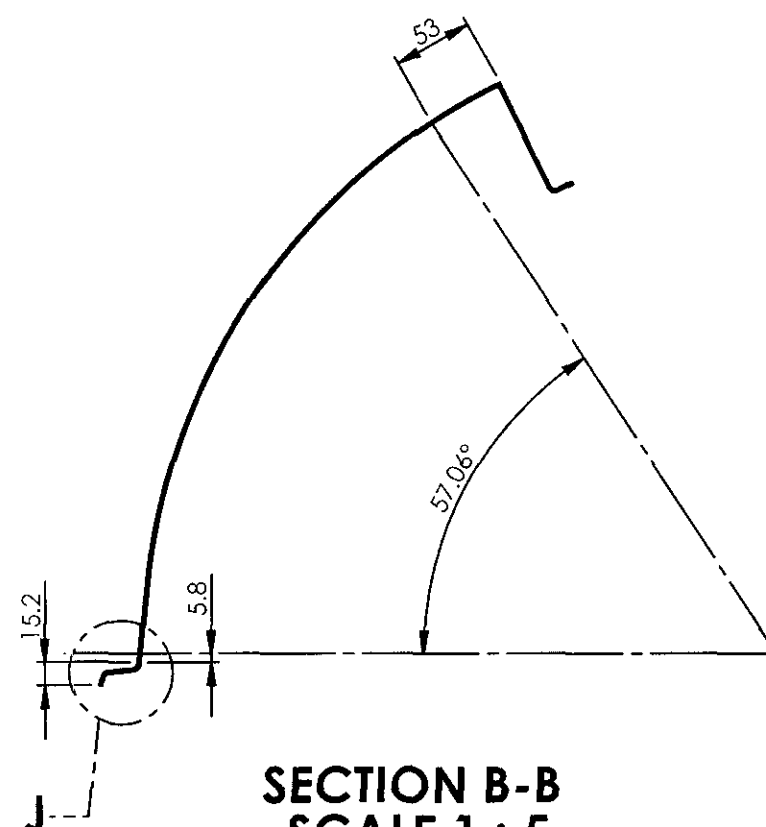
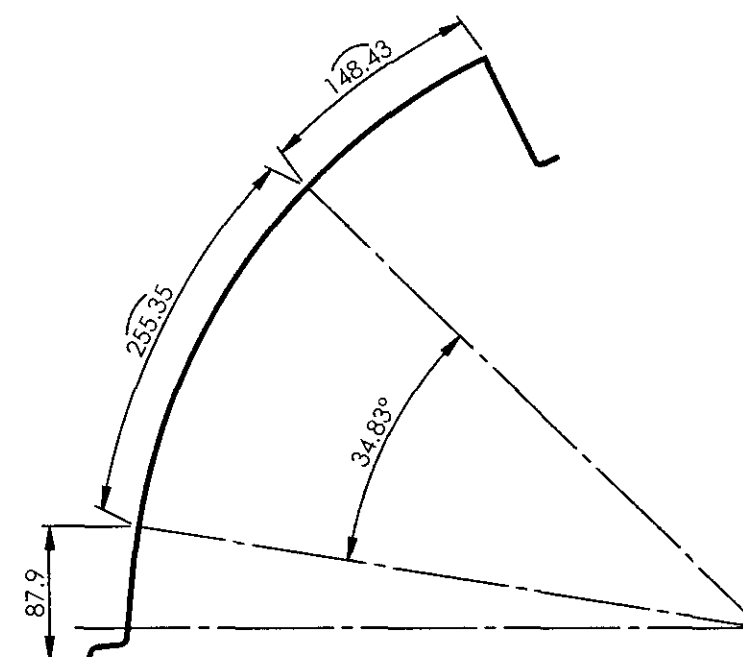
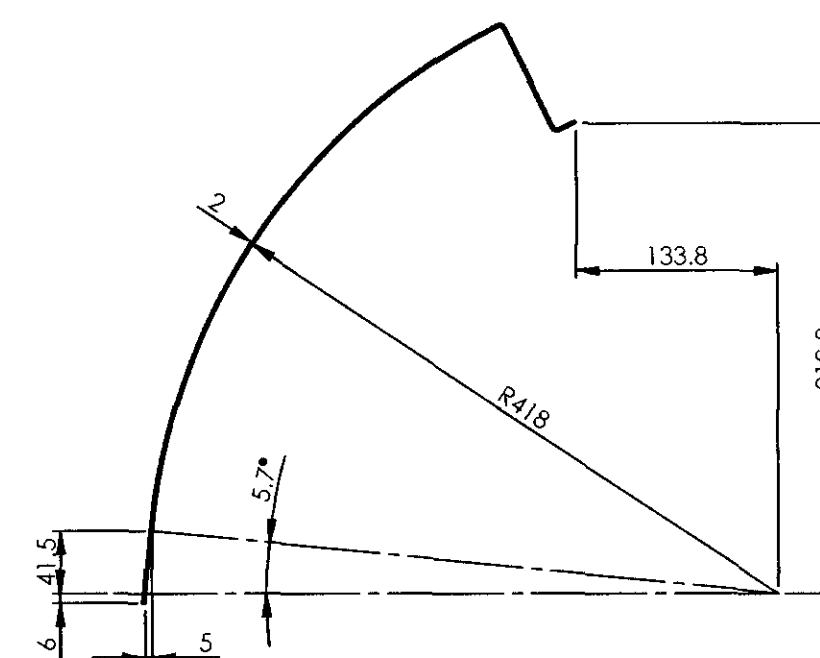
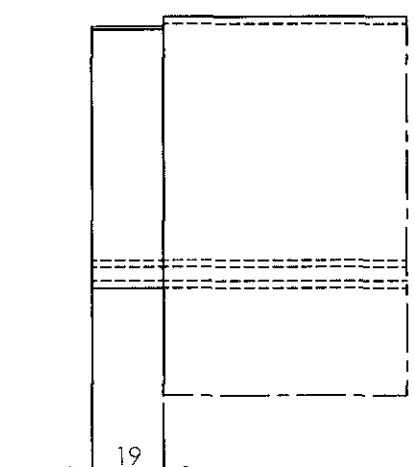
DATE OF LATEST ALT.	28-07-2025	AME/SME
---------------------	------------	---------

1	CARLINE RIGHT (CRF)	2x400x19225	1		RDSO/SPEC C-K201 X2CrNi12	148.03	
QTY.	DESCRIPTION	DIMENSIONS	ITEM NO.	REF. DRGS	MATL.SPEC.	WT/UNIT IN KGS	REMARKS
GROUP: 1-4 SIDE WALL ASSEMBLY				SURFACE AREA IN Sq.m.: 21.10		WT/ASSY IN Kgs:	
CARLINE RIGHT (CRF)					SCALE 1:30	SSE/D	CHD
					ALT	ALTD	DRN
							A.Palanichamy
INDIAN RAILWAY STANDARDS					SHEET 1 OF 1		
INTEGRAL COACH FACTORY, CHENNAI - 600038					AAK14498		
					A2		

AAK14499

▽ ROUGH MACHINED	⊖1 ROUGH CLEANED
▽▽ FINISH MACHINED	⊖2 BURRS REMOVED
▽▽▽ FINE FINISH MACHINED	⊖3 CHAMFERED

REVISIONS			
ALT.	ZONE	DESCRIPTION	APPROVED & DATE

DETAIL J
SCALE 1 : 2SECTION H-H
SCALE 1 : 2DETAIL E
SCALE 1 : 1DETAIL C
SCALE 1 : 2SECTION A-A
SCALE 1 : 5SECTION B-B
SCALE 1 : 5SECTION F-F
SCALE 1 : 5SECTION G-G
SCALE 1 : 5DETAIL D
SCALE 1 : 2

ALL DIMENSIONS ARE IN mm UNLESS OTHERWISE SPECIFIED. FOR UNTOLERANCED DIMENSIONS AND ROUGHNESS VALUES, REFER DRAWING NO. ICF/STD-9-0-001. ANY MANUAL ALTERATION SHALL AUTOMATICALLY RENDER THIS DRAWING INVALID. WELDING SYMBOLS ARE AS PER EN ISO 2553. WEIGHT GIVEN IN DRAWING IS FOR INDICATIVE PURPOSE ONLY.

REF.DRG.NO.2 11012.0.20.110.105

DATE OF LATEST ALT.	28-07-2025	AME/SME
---------------------	------------	---------

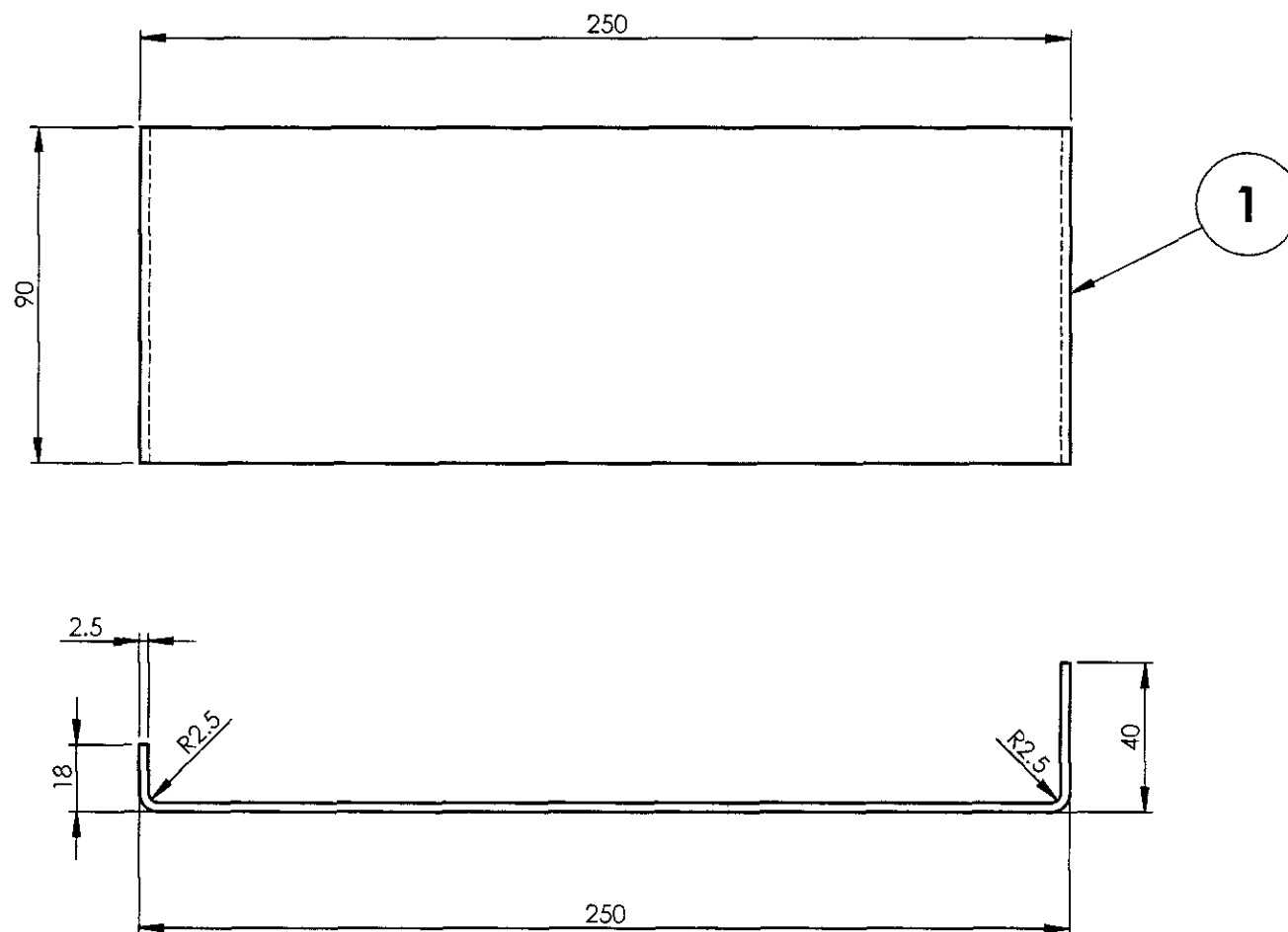
1	CARLINE LEFT (CRF)	2x600x19225	1		RDSO/SPEC C-K201 X2CrNi12	166.659	
QTY	DESCRIPTION	DIMENSIONS	ITEM NO.	REF. DRGS	MATL.SPEC.	WT/UNIT IN KGS	REMARKS
GROUP: 1-4 Body Side Walls				SURFACE AREA IN Sq.m.: 20.931		WT/ASSY IN Kgs:	
CARLINE LEFT (CRF)				SCALE 1:30	SSE/D		
				ALT	CHD		
				DRM	ALTD		
INDIAN RAILWAY STANDARDS				SHEET 1 OF 1		AAK14499	
INTEGRAL COACH FACTORY, CHENNAI - 600038						A2	

1		2		3		4		5		6		7		8																																																																																																
AAK14702				▽ ROUGH MACHINED		① ROUGH CLEANED		REVISIONS																																																																																																						
				▽▽ FINISH MACHINED		①b BURRS REMOVED		ALT.		ZONE		DESCRIPTION			APPROVED & DATE																																																																																															
				▽▽▽ FINE FINISH MACHINED		⑱ CHAMFERED																																																																																																								
<div>ALL DIMENSIONS ARE IN mm UNLESS OTHERWISE SPECIFIED. FOR UNTOLERANCED DIMENSIONS AND ROUGHNESS VALUES, REFER DRAWING NO ICF/STD-9-0-001. ANY MANUAL ALTERATION SHALL AUTOMATICALLY RENDER THIS DRAWING INVALID. WELDING SYMBOLS ARE AS PER EN ISO 2553. WEIGHT GIVEN IN DRAWING IS FOR INDICATIVE PURPOSE ONLY</div> <div><div>1</div><div><div>260</div><div>90</div><div>18</div><div>R2.5</div><div>R2.5</div><div>2.5</div></div></div>																																																																																																														
<table><tr><td>1</td><td>CHANNEL</td><td>2.5x116x260</td><td>1</td><td></td><td>RDSO SPEC C-K201 X2 Cr Ni 12</td><td>0.61</td><td></td></tr><tr><td>QTY.</td><td>DESCRIPTION</td><td>DIMENSIONS</td><td>ITEM NO.</td><td>REF. DRGS</td><td>MATL.SPEC.</td><td>WT/UNIT IN KGS</td><td>REMARKS</td></tr><tr><td colspan="2">GROUP: 1-4 Body Side Walls</td><td colspan="2">SURFACE AREA IN Sq.m.:</td><td colspan="4">WT/ASSY IN Kgs:</td></tr><tr><td colspan="4" rowspan="4">CHANNEL</td><td>SCALE</td><td>SSE/D</td><td colspan="2">Handwritten</td></tr><tr><td>1:2</td><td>CHD</td><td colspan="2"></td></tr><tr><td>ALT.</td><td>ALTD</td><td colspan="2"></td></tr><tr><td>DRN</td><td colspan="2">T.Ukkirapandian</td></tr><tr><td colspan="4">INDIAN RAILWAY STANDARDS</td><td colspan="2">SHEET 1 OF 1</td><td colspan="2">AAK14702</td><td colspan="2">A3</td></tr><tr><td colspan="4">INTEGRAL COACH FACTORY, CHENNAI - 600038</td><td colspan="2"></td><td colspan="2"></td><td colspan="2"></td></tr><tr><td colspan="2">REF.DRG.NO.-</td><td colspan="2">22-07-2025</td><td colspan="2">Handwritten</td><td colspan="2"></td><td colspan="2"></td><td colspan="2"></td><td colspan="2"></td><td colspan="2"></td></tr><tr><td colspan="2">DATE OF LATEST ALT.</td><td colspan="2">DATE OF FIRST ISSUE.</td><td colspan="2">AME/SME</td><td colspan="2"></td><td colspan="2"></td><td colspan="2"></td><td colspan="2"></td><td colspan="2"></td></tr></table>																1	CHANNEL	2.5x116x260	1		RDSO SPEC C-K201 X2 Cr Ni 12	0.61		QTY.	DESCRIPTION	DIMENSIONS	ITEM NO.	REF. DRGS	MATL.SPEC.	WT/UNIT IN KGS	REMARKS	GROUP: 1-4 Body Side Walls		SURFACE AREA IN Sq.m.:		WT/ASSY IN Kgs:				CHANNEL				SCALE	SSE/D	Handwritten		1:2	CHD			ALT.	ALTD			DRN	T.Ukkirapandian		INDIAN RAILWAY STANDARDS				SHEET 1 OF 1		AAK14702		A3		INTEGRAL COACH FACTORY, CHENNAI - 600038										REF.DRG.NO.-		22-07-2025		Handwritten												DATE OF LATEST ALT.		DATE OF FIRST ISSUE.		AME/SME											
1	CHANNEL	2.5x116x260	1		RDSO SPEC C-K201 X2 Cr Ni 12	0.61																																																																																																								
QTY.	DESCRIPTION	DIMENSIONS	ITEM NO.	REF. DRGS	MATL.SPEC.	WT/UNIT IN KGS	REMARKS																																																																																																							
GROUP: 1-4 Body Side Walls		SURFACE AREA IN Sq.m.:		WT/ASSY IN Kgs:																																																																																																										
CHANNEL				SCALE	SSE/D	Handwritten																																																																																																								
				1:2	CHD																																																																																																									
				ALT.	ALTD																																																																																																									
				DRN	T.Ukkirapandian																																																																																																									
INDIAN RAILWAY STANDARDS				SHEET 1 OF 1		AAK14702		A3																																																																																																						
INTEGRAL COACH FACTORY, CHENNAI - 600038																																																																																																														
REF.DRG.NO.-		22-07-2025		Handwritten																																																																																																										
DATE OF LATEST ALT.		DATE OF FIRST ISSUE.		AME/SME																																																																																																										

AAK14703

▽ ROUGH MACHINED	① ROUGH CLEANED
▽▽ FINISH MACHINED	①b BURRS REMOVED
▽▽▽ FINE FINISH MACHINED	①8 CHAMFERED

REVISIONS			
ALT.	ZONE	DESCRIPTION	APPROVED & DATE



1	CHANNEL	2.5x90x298	1		RDSO SPEC C-K201 X2 Cr Ni 12	0.54	
QTY.	DESCRIPTION	DIMENSIONS	ITEM NO.	REF. DRGS	MATL.SPEC.	WT/UNIT IN KGS	REMARKS
GROUP: 1-4 Body Side Walls				SURFACE AREA IN Sq.m.:		WT/ASSY IN Kgs:	
CHANNEL					SCALE	SSE/D	
					1:2	CHD	
					ALT.	ALTD	
INDIAN RAILWAY STANDARDS INTEGRAL COACH FACTORY, CHENNAI - 600038						DRN	T.Ukkirapandian
SHEET 1 OF 1					AAK14703		A3

ALL DIMENSIONS ARE IN mm UNLESS OTHERWISE SPECIFIED. FOR UNTOLERANCED DIMENSIONS AND ROUGHNESS VALUES, REFER DRAWING NO ICF/STD-9-0001.
ANY MANUAL ALTERATION SHALL AUTOMATICALLY RENDER THIS DRAWING INVALID. WELDING SYMBOLS ARE AS PER EN ISO 2553.
WEIGHT GIVEN IN DRAWING IS FOR INDICATIVE PURPOSE ONLY

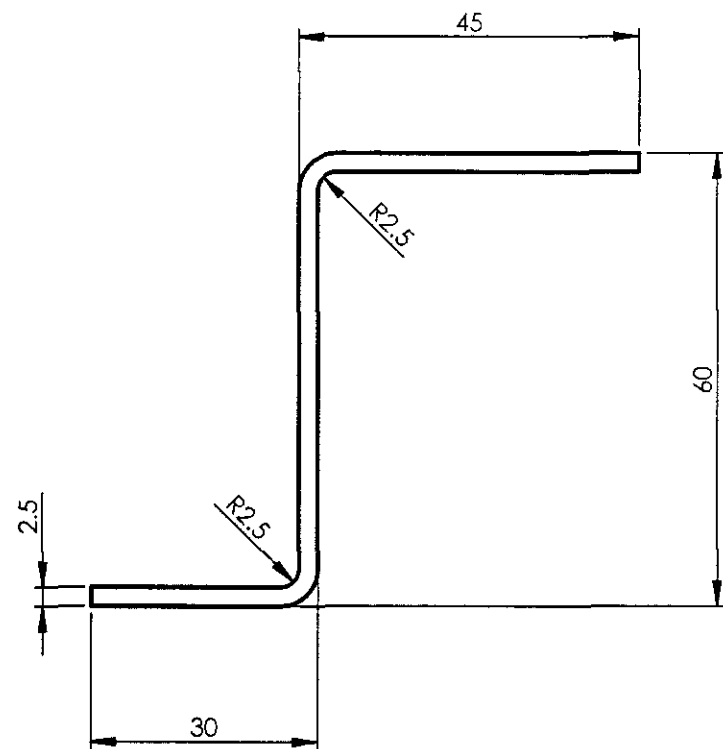
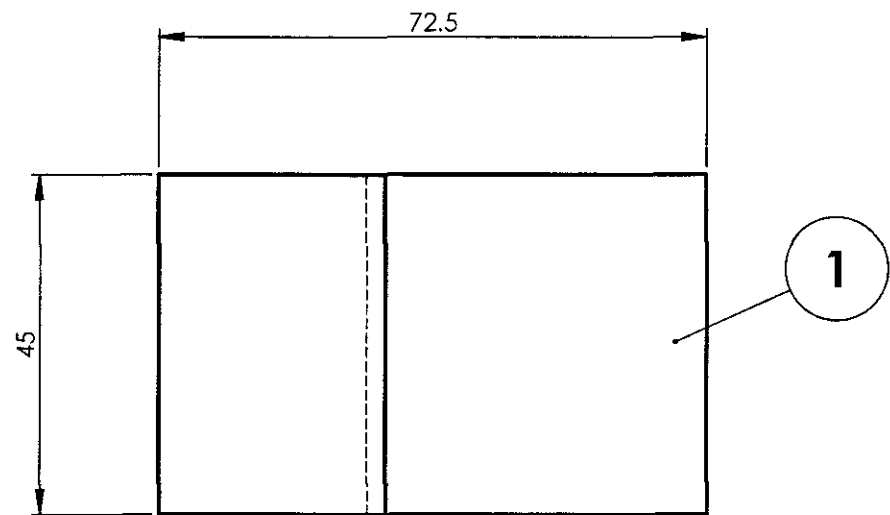
REF.DRG.NO.-



-	28-07-2025	
DATE OF LATEST ALT.	DATE OF FIRST ISSUE	AME/SME

AAK14705

▽ ROUGH MACHINED	① ROUGH CLEANED
▽▽ FINISH MACHINED	①① BURRS REMOVED
▽▽▽ FINE FINISH MACHINED	①①① CHAMFERED

REVISIONS			
ALT.	ZONE	DESCRIPTION	APPROVED & DATE

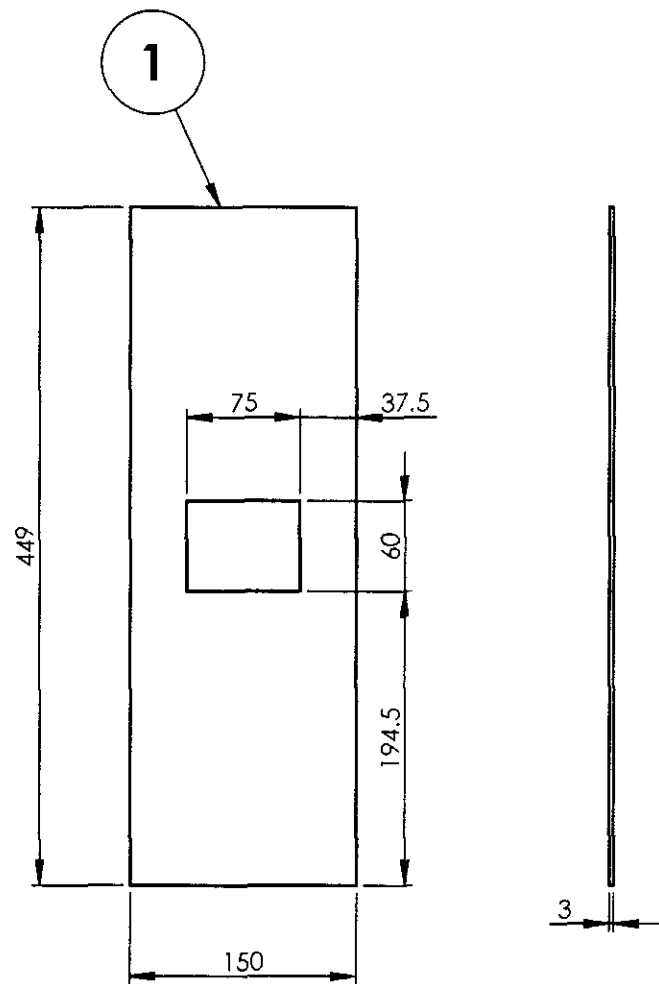


1	PART PILLAR	2.5x125.4x45	1		RDSO/SPEC C- K201 X2CrNi12	0.114	
QTY.	DESCRIPTION	DIMENSIONS	ITEM NO.	REF. DRGS	MATL.SPEC.	WT/UNIT IN KGS	REMARKS
GROUP: 1-4 Body Side Walls		SURFACE AREA IN Sq.m.:0.012			WT/ASSY IN Kgs:		
PART PILLAR					SCALE	SSE/D	
					1:1	CHD	
					ALT.	ALTD	-
						DRN	T.Ukkirapandian
INDIAN RAILWAY STANDARDS INTEGRAL COACH FACTORY, CHENNAI - 600038				SHEET 1 OF 1			
					AAK14705		A3

AAK14706

▽ ROUGH MACHINED	① ROUGH CLEANED
▽▽ FINISH MACHINED	①b BURRS REMOVED
▽▽▽ FINE FINISH MACHINED	①8 CHAMFERED

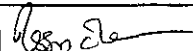
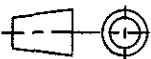
REVISIONS			
ALT.	ZONE	DESCRIPTION	APPROVED & DATE



ALL DIMENSIONS ARE IN mm UNLESS OTHERWISE SPECIFIED. FOR UNTOLERANCED DIMENSIONS AND ROUGHNESS VALUES, REFER DRAWING NO ICF/STD-9-0-001.
ANY MANUAL ALTERATION SHALL AUTOMATICALLY RENDER THIS DRAWING INVALID. WELDING SYMBOLS ARE AS PER EN ISO 2553.
WEIGHT GIVEN IN DRAWING IS FOR INDICATIVE PURPOSE ONLY

REF.DRG.NO.-

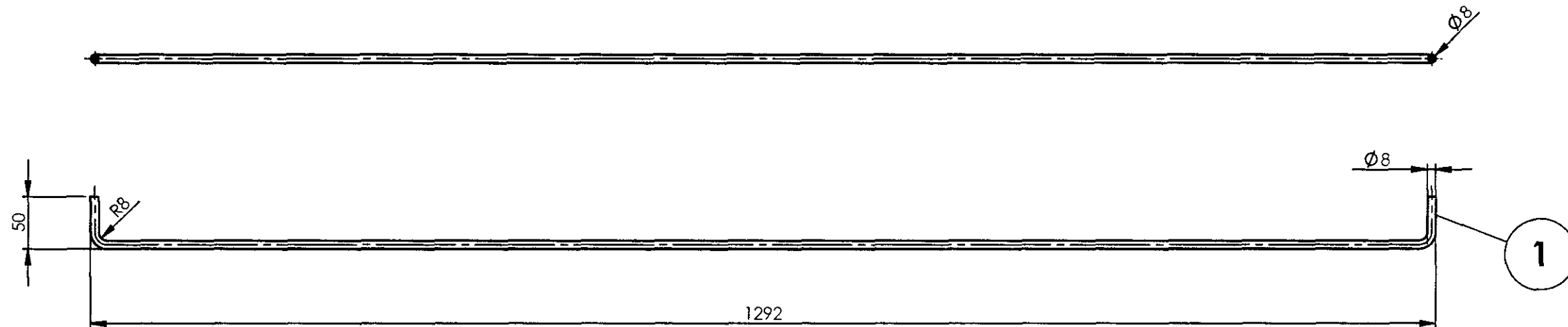
-	28-07-2025	
DATE OF LATEST ALT.	DATE OF FIRST ISSUE	AME/SME

1	BACKPIECE	3x150x449	1		RDSO SPEC C- K201 X2 Cr Ni 12	1.51	
QTY.	DESCRIPTION	DIMENSIONS	ITEM NO.	REF. DRGS	MATL.SPEC.	WT/UNIT IN KGS	REMARKS
GROUP: 1-4 Body Side Walls		SURFACE AREA IN Sq.m.:			WT/ASSY IN Kgs:		
BACKPIECE					SCALE	SSE/D	
					1:5	CHD	
					ALT.	ALTD	
						DRN	T.Ukkirapandian
INDIAN RAILWAY STANDARDS INTEGRAL COACH FACTORY, CHENNAI - 600038				SHEET 1 OF 1			
					AAK14706		A3

AAK14707

▽ ROUGH MACHINED	⑦ ROUGH CLEANED
▽▽ FINISH MACHINED	⑧ BURRS REMOVED
▽▽▽ FINE FINISH MACHINED	⑨ CHAMFERED

REVISIONS			
ALT.	ZONE	DESCRIPTION	APPROVED & DATE



ALL DIMENSIONS ARE IN mm UNLESS OTHERWISE SPECIFIED. FOR UNTOLERANCED DIMENSIONS AND ROUGHNESS VALUES, REFER DRAWING NO ICF/STD-9-0-001.
ANY MANUAL ALTERATION SHALL AUTOMATICALLY RENDER THIS DRAWING INVALID. WELDING SYMBOLS ARE AS PER EN ISO 2553.
WEIGHT GIVEN IN DRAWING IS FOR INDICATIVE PURPOSE ONLY

REF.DRG.NO.

-	28-07-2025	
DATE OF LATEST ALT.	DATE OF FIRST ISSUE	A.M.E./S.M.E.

1	TIE ROD	Ø8 x 1378	1		SS-304	0.54	
QTY.	DESCRIPTION	DIMENSIONS	ITEM NO.	REF. DRGS	MATL.SPEC.	WT/UNIT IN KGS	REMARKS
GROUP: 1-4 Body Side Walls				SURFACE AREA IN Sq.m.:0.03		WT/ASSY IN Kgs:	
TIE ROD					SCALE	SSE/D	
					1:5	CHD	
					ALT.	ALTD	
						DRN	T.Ukkirapandian
INDIAN RAILWAY STANDARDS				SHEET 1 OF 1			
INTEGRAL COACH FACTORY, CHENNAI - 600038						AAK14707	
						A3	

SSA14025

2

3

1

4

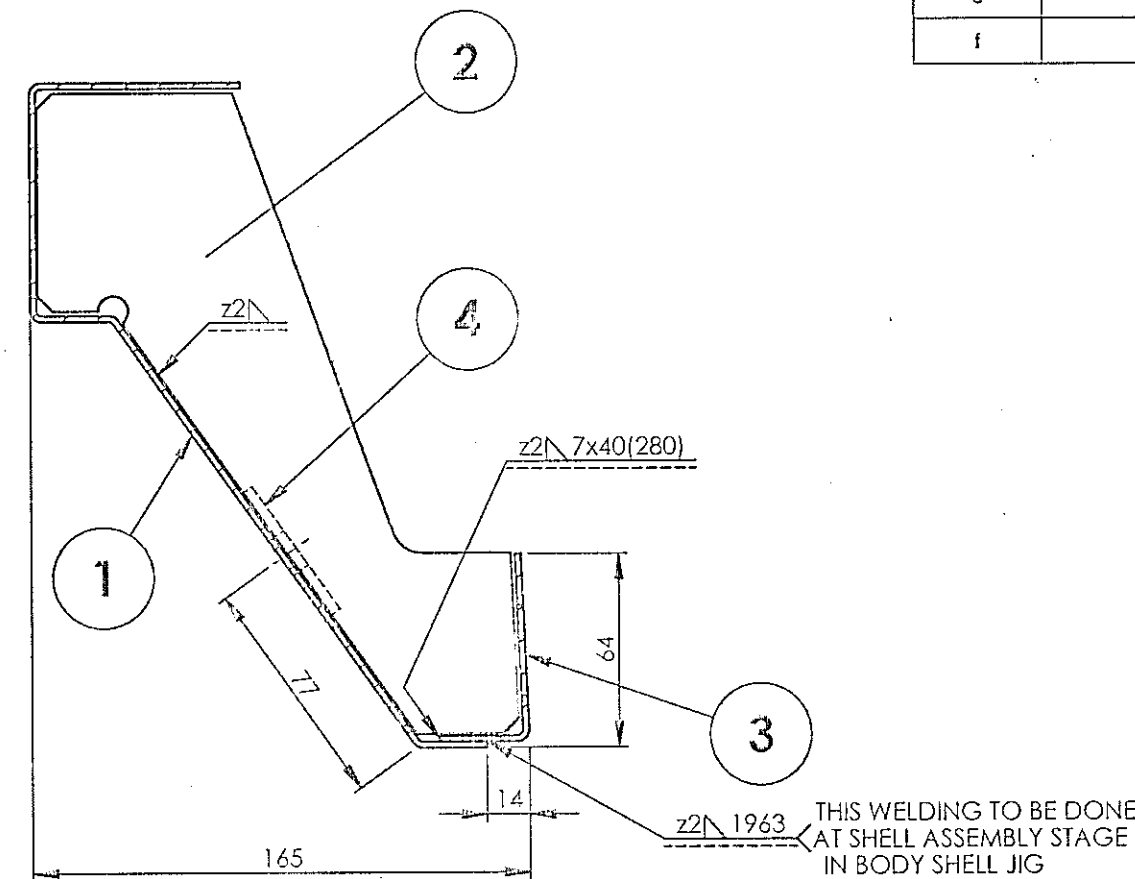
3

▽ ROUGH MACHINED
▽▽ FINISH MACHINED
▽▽▽ FINE FINISH MACHINED

01 ROUGH CLEANED
010 BURRS REMOVED
06 CHAMFERED

REVISIONS

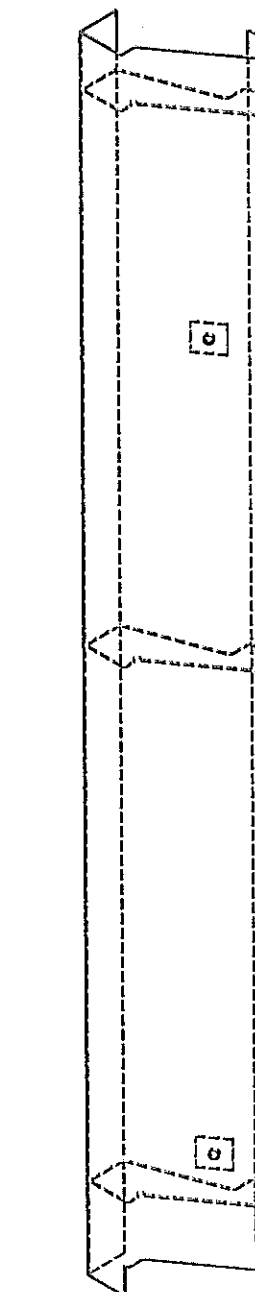
ALT.	ZONE	DESCRIPTION	APPROVED & DATE
a		LOCATING DIMENSION FOR ITEMS-5,6 & 7 ADDED.WELDING OF ITEM-3 WITH ITEM-1 INTRODUCED.	-Sd-
b		ITEMS-2,5, 6 & 7 DELETED.MANDATORY ALLOWANCES, WELDING NOTATIONS AND ITEM-8 ADDED.	-Sd-
c		ITEM-8 DELETED. ITEM-2 RECALLED.	-Sd-
d		LOCATING DIMENSION OF ITEM-2 ALTD.	-Sd-
e		VIEWS UPDATED AS PER CHANGES IN ITEM-3.	-Sd-
f		VIEWS UPDATED AS PER CHANGES IN ITEM-1.	-Sd-




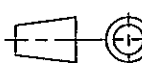
SECTION A-A
SCALE 1 : 2.5

NOTE:

1. STAINLESS STEEL ELECTRODE OF SAME COMPOSITION AS PER TABLE-3 OF RDSO/SPEC C-K201 SHALL BE USED FOR WELDING.
2. ALL WELD SPATTERS SHALL BE GROUND.
3. ALL WELDED JOINTS SHALL BE PICKLED AND PASSIVATED BEFORE SURFACE TREATMENT.
4. ALL SHARP CORNERS SHALL BE ROUNDED OFF.
5. ALL WELDINGS SHALL BE TIG WELDING UNLESS OTHERWISE SPECIFIED.
6. ALL WELD PERFORMANCE CLASS SHALL BE CP C2 UNLESS OTHERWISE SPECIFIED.
7. FOR WELD TESTING PREFERENCES REFER DRG. No. ICF/STD-9-0-998.
8. FOR WELD PROCEDURE SPECIFICATION REFER DRG.No. ICF/STD-9-0-999.



ISOMETRIC VIEW

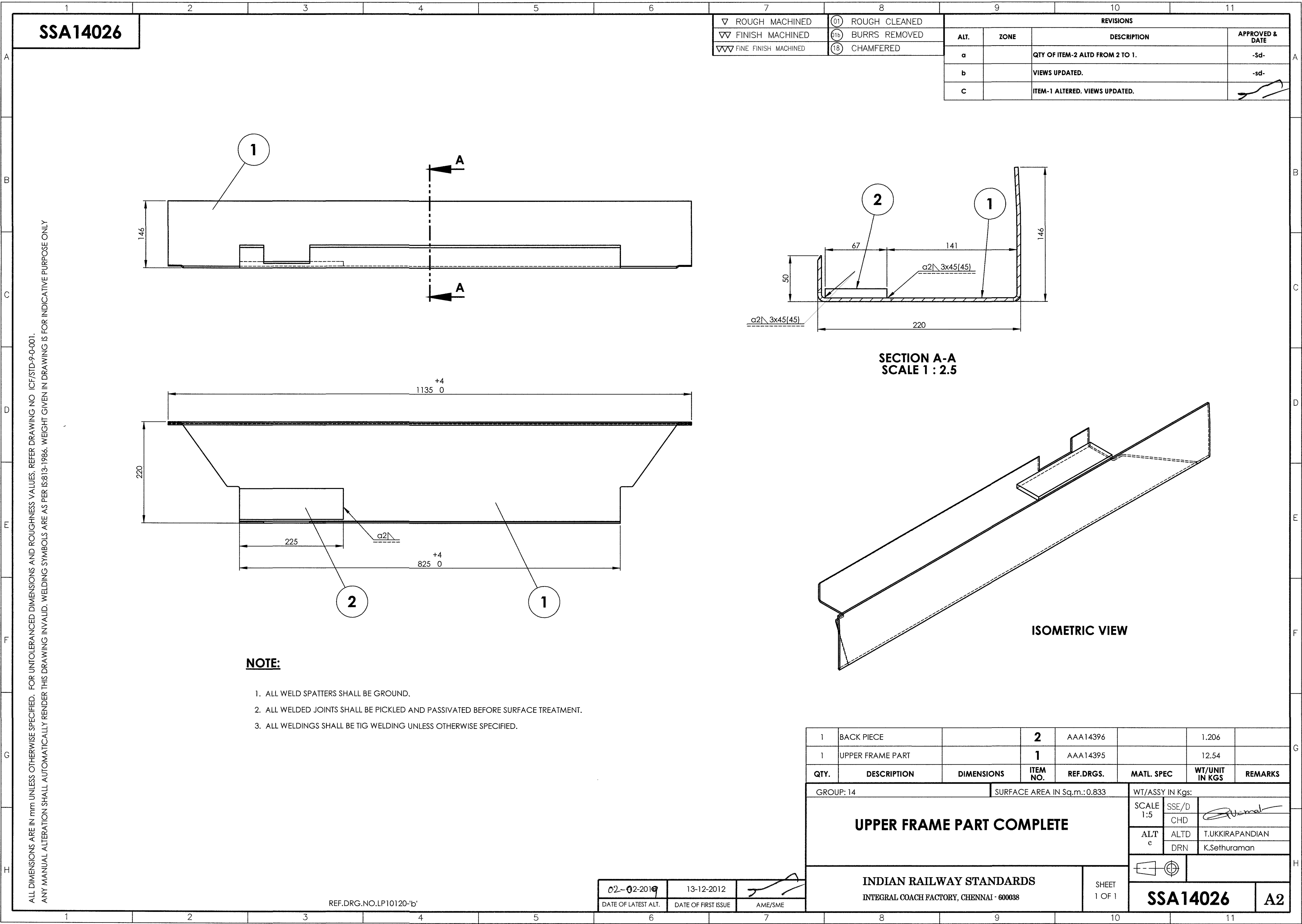
3	WEB		8	AAA14289		0.43	
1	FLAT FOR PARTITION		7	AAA14803		0.638	
1	FLAT FOR PARTITION		6	AAA14804		1.999	
1	FLAT FOR PARTITION		5	AAA14805		0.168	
2	BACK PIECE		4	AAA14398		0.075	
1	ANGLE FOR DOOR POST		3	AAA14393		2.729	
3	WEB		2	AAA14401		0.41	
1	DOOR POST RIGHT		1	AAA14392		11.545	
QTY.	DESCRIPTION	DIMENSIONS	ITEM NO.	REF.DRGS.	MAT.SPEC.	WT/UNIT IN KGS	REMARKS
GROUP: 1-4		SURFACE AREA IN Sq.m.: 1.899			WT/ASSY IN Kgs:		
DOOR POST R.H					SCALE 1:5	SSE/D	
						CHD	
					ALT f	ALTD	T.Ukkirapandian
						DRN	K.Sethuraman
INDIAN RAILWAY STANDARDS INTEGRAL COACH FACTORY, CHENNAI - 600038							
					SHEET 1 OF 1	SSA14025	
						A2	

23-01-2026	09-01-2013	
DATE OF LATEST ALT.	DATE OF FIRST ISSUE	A.M.E./S.M.E.

ALL DIMENSIONS ARE IN mm UNLESS OTHERWISE SPECIFIED. FOR UNTOLERANCED DIMENSIONS AND ROUGHNESS VALUES, REFER DRAWING NO. ICF/STD-9-0-001. ANY MANUAL ALTERATION SHALL AUTOMATICALLY RENDER THIS DRAWING INVALID. WELDING SYMBOLS ARE AS PER IS:813-1986. WEIGHT GIVEN IN DRAWING IS FOR INDICATIVE PURPOSE ONLY

MANDATORY MANUFACTURING ALLOWANCES.

REF.DRG.NO.LP10115-G



SSA14026

▽ ROUGH MACHINED	01 ROUGH CLEANED
▽▽ FINISH MACHINED	01b BURRS REMOVED
▽▽▽ FINE FINISH MACHINED	18 CHAMFERED

REVISIONS			
ALT.	ZONE	DESCRIPTION	APPROVED & DATE
a		QTY OF ITEM-2 ALTD FROM 2 TO 1.	-sd-
b		VIEWS UPDATED.	-sd-
c		ITEM-1 ALTERED. VIEWS UPDATED.	

ALL DIMENSIONS ARE IN mm UNLESS OTHERWISE SPECIFIED. FOR UNTOLERANCED DIMENSIONS AND ROUGHNESS VALUES, REFER DRAWING NO ICF/STD-9-0-001. ANY MANUAL ALTERATION SHALL AUTOMATICALLY RENDER THIS DRAWING INVALID. WELDING SYMBOLS ARE AS PER IS813:1986. WEIGHT GIVEN IN DRAWING IS FOR INDICATIVE PURPOSE ONLY

NOTE:

1. ALL WELD SPATTERS SHALL BE GROUND.
2. ALL WELDED JOINTS SHALL BE PICKLED AND PASSIVATED BEFORE SURFACE TREATMENT.
3. ALL WELDINGS SHALL BE TIG WELDING UNLESS OTHERWISE SPECIFIED.

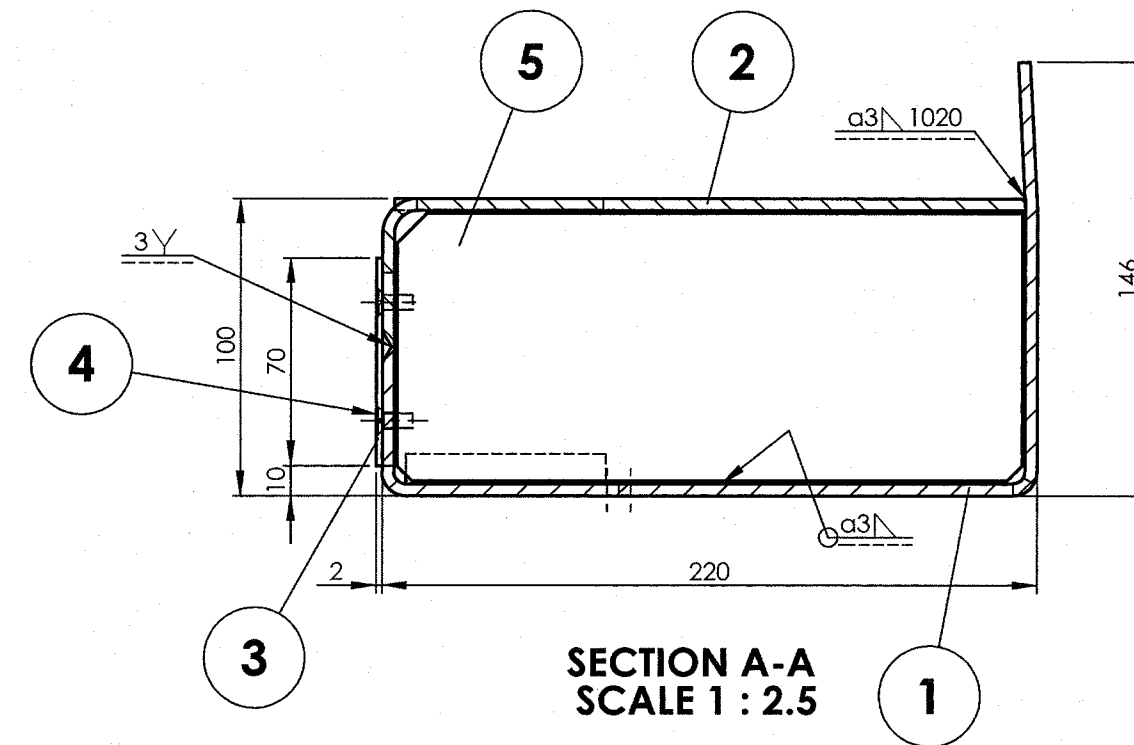
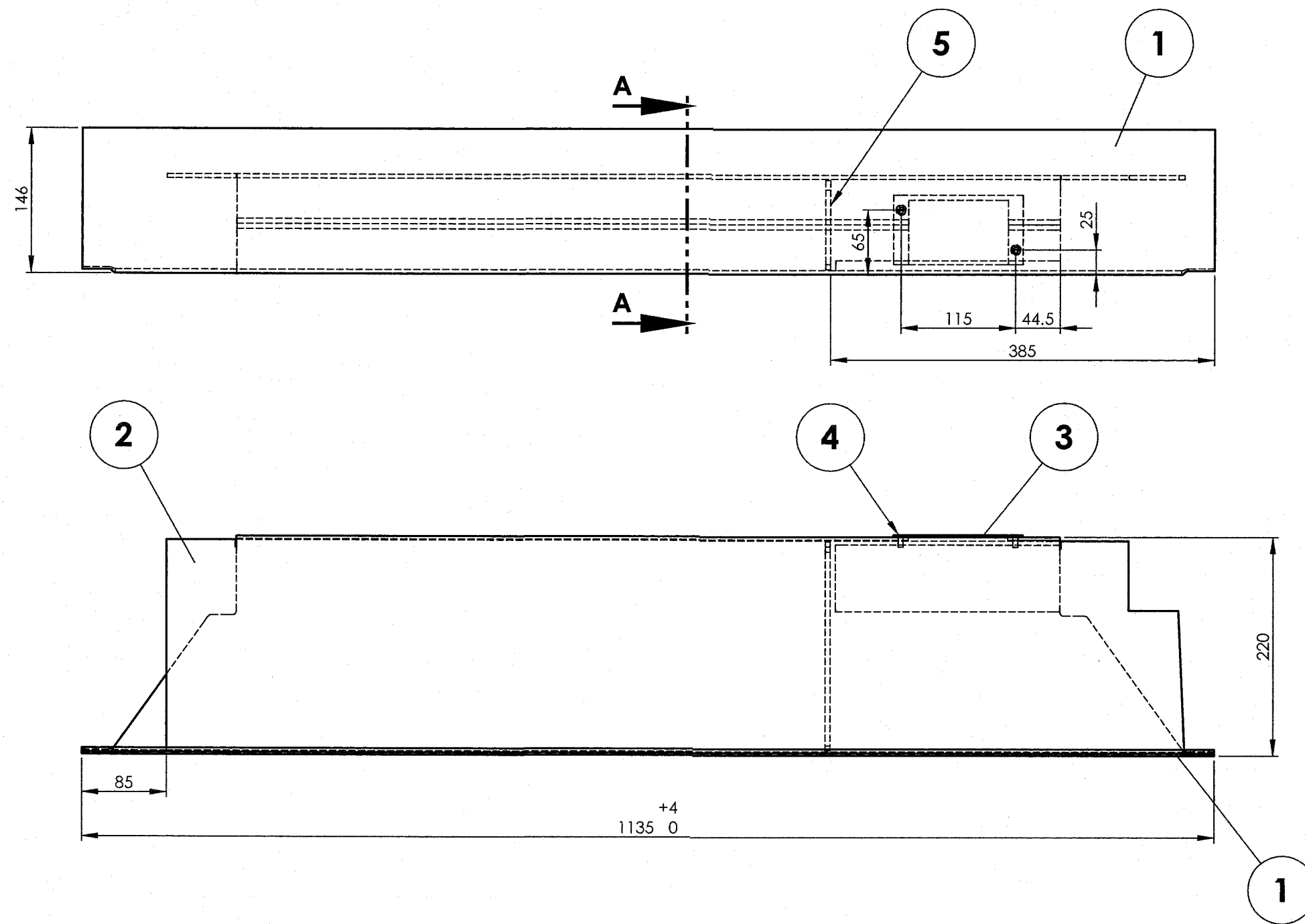
1	BACK PIECE		2	AAA14396		1.206	
1	UPPER FRAME PART		1	AAA14395		12.54	
QTY.	DESCRIPTION	DIMENSIONS	ITEM NO.	REF.DRGS.	MATL. SPEC	WT/UNIT IN KGS	REMARKS
GROUP: 14				SURFACE AREA IN Sq.m.: 0.833		WT/ASSY IN Kgs:	
UPPER FRAME PART COMPLETE					SCALE 1:5	SSE/D	
						CHD	
					ALT c	ALTD	T.UKKIRAPANDIAN
INDIAN RAILWAY STANDARDS INTEGRAL COACH FACTORY, CHENNAI - 600038						DRN	K.Sethuraman
SHEET 1 OF 1					SSA14026		A2

02-02-2019	13-12-2012	
DATE OF LATEST ALT.	DATE OF FIRST ISSUE	AME/SME

SSA14027

▽ ROUGH MACHINED	① ROUGH CLEANED
▽▽ FINISH MACHINED	①① BURRS REMOVED
▽▽▽ FINE FINISH MACHINED	①①① CHAMFERED

REVISIONS			
ALT.	ZONE	DESCRIPTION	APPROVED & DATE
a		DRG VIEWS UPDATED.	-Sd-
b		ITEMS-4,5 & WELDING NOTE ADDED. VIEWS UPDATED.	-Sd-
c		ITEM-2 ALTERED. ITEM-3 RM SIZE ALTD. M5 CSK SCREW PITCH ALTD TO 115mm. ITEM-5 ADDED AND VIEWS UPDATED.	



NOTE:

- ALL WELD SPATTERS SHALL BE GROUND.
- ALL WELDED JOINTS SHALL BE PICKLED AND PASSIVATED BEFORE SURFACE TREATMENT.
- ALL WELDINGS SHALL BE TIG WELDING UNLESS OTHERWISE SPECIFIED.

WELD TESTING PREFERENCES AS PER EN 15085-3:2007(E) TABLE-4

WELD PERFORMANCE CLASS	QUALITY LEVEL FOR IMPERFECTIONS EN ISO 5817 €	INSPECTION CLASS	VOLUMETRIC TEST # RT or UT	SURFACE TEST # MPT or DPT	VISUAL EXAMINATION VT
CP C2	B	CT2 \$	NOT REQUIRED	NOT REQUIRED	100% *

THE TEST METHODS INDICATED IN THIS TABLE SHALL BE THE MINIMUM CAPABLE OF ENSURING COMPLIANCE OF THE WELDED JOINTS. ADDITIONAL TESTS DEPENDING ON THE MATERIAL, THE DESIGN OR CUSTOMER REQUIREMENTS MAY BE NECESSARY.

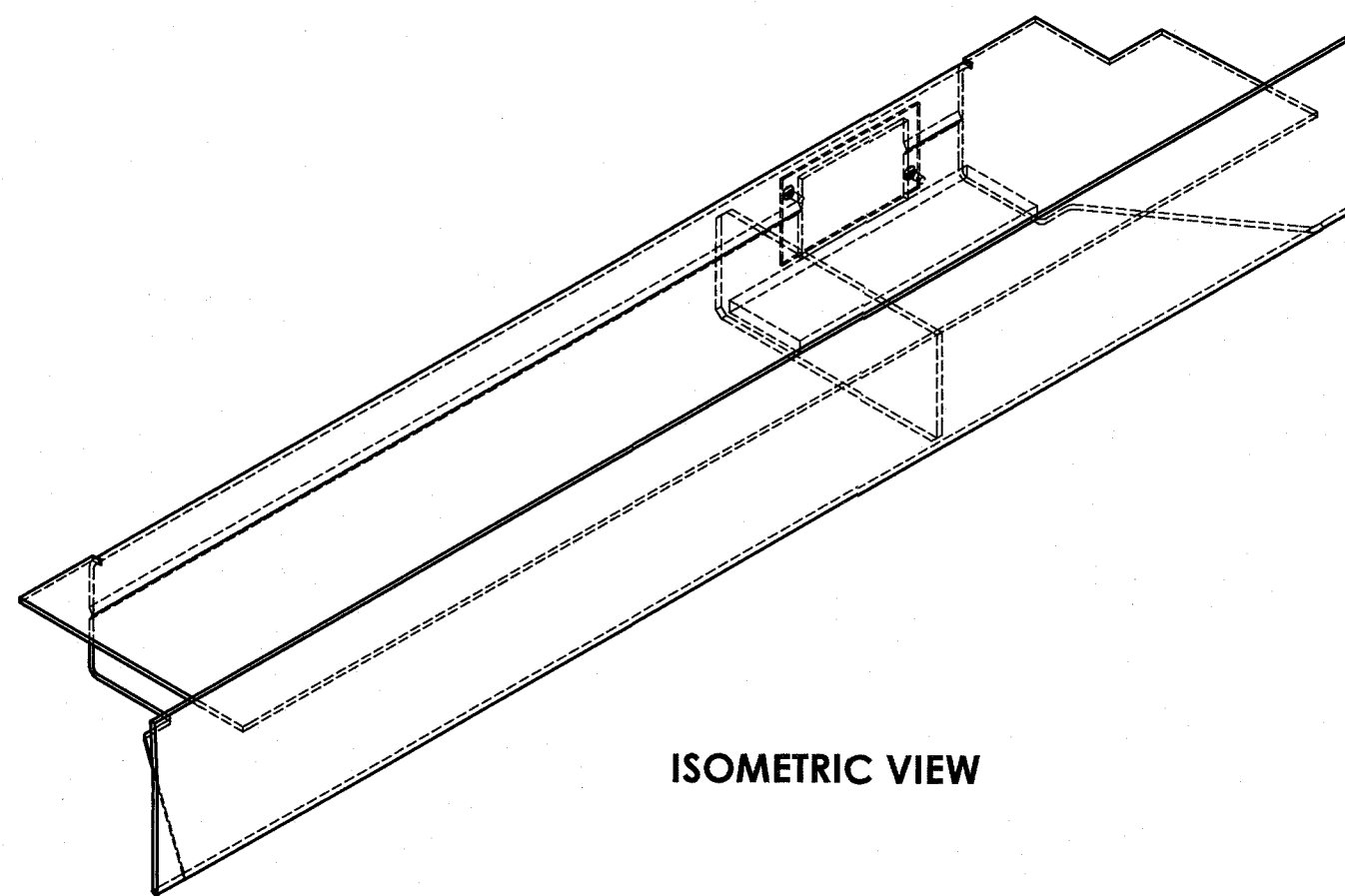
ALL NDT (RT/UT/MPT/DPT) SHALL BE PERFORMED BY PERSONNEL CERTIFIED ACCORDING TO ISO-9712/ASNT/ISNT LEVEL-2 AND SHALL BE DOCUMENTED.

\$ FOR INSPECTION CLASS CT2, THE VISUAL EXAMINATION SHALL BE PERFORMED BY PERSONNEL CERTIFIED ACCORDING TO ISO-9712 AND SHALL BE DOCUMENTED.

* THE PERCENTAGES EXPRESSED, REFER TO THE TOTAL LENGTH TO BE EXAMINED FOR ONE GIVEN WELD. THUS: -100% MEANS: TESTING THE ENTIRE LENGTH OF THE WELD AND ON ALL THE PIECES BUILT.

€ ALL APPLICABLE CLAUSES FOR VISUAL INSPECTION SHALL BE CARRIED OUT.

FOR APPLICABLE WELDING PROCEDURE SPECIFICATION (WPS) REFER DRAWING NO ICF/STD-9-0-999



ISOMETRIC VIEW

REF.DRG.NO.LP10118-'a'

02-02-2019	09-01-2013	
DATE OF LATEST ALT.	DATE OF FIRST ISSUE	AME/SME

1	RIB		5	AAE14185		0.75	
2	COUNTER SUNK FLAT HEAD SCREW	M5x12- A2-70	4	IS: 1365			
1	CLOSING PLATE	2x70x130	3		RDSO/SPEC C- K201 X2CrNi12	0.15	
1	UPPER FRAME PART		2	AAA14397		7.861	
1	UPPER FRAME PART		1	SSA14026		13.749	
QTY.	DESCRIPTION	DIMENSIONS	ITEM NO.	REF.DRGS.	MATL	WT/UNIT IN KGS	REMARKS

GROUP: 1-4 SIDE WALL ASSY.

SURFACE AREA IN Sq.m.: 1.396

WT/ASSY IN Kgs:

UPPER FRAME COMPLETE

SCALE 1:5	SSE/D CHD	
ALT c	ALTD DRN	T.Ukkirapandian K.Sethuraman

INDIAN RAILWAY STANDARDS
INTEGRAL COACH FACTORY, CHENNAI - 600038

SHEET
1 OF 1

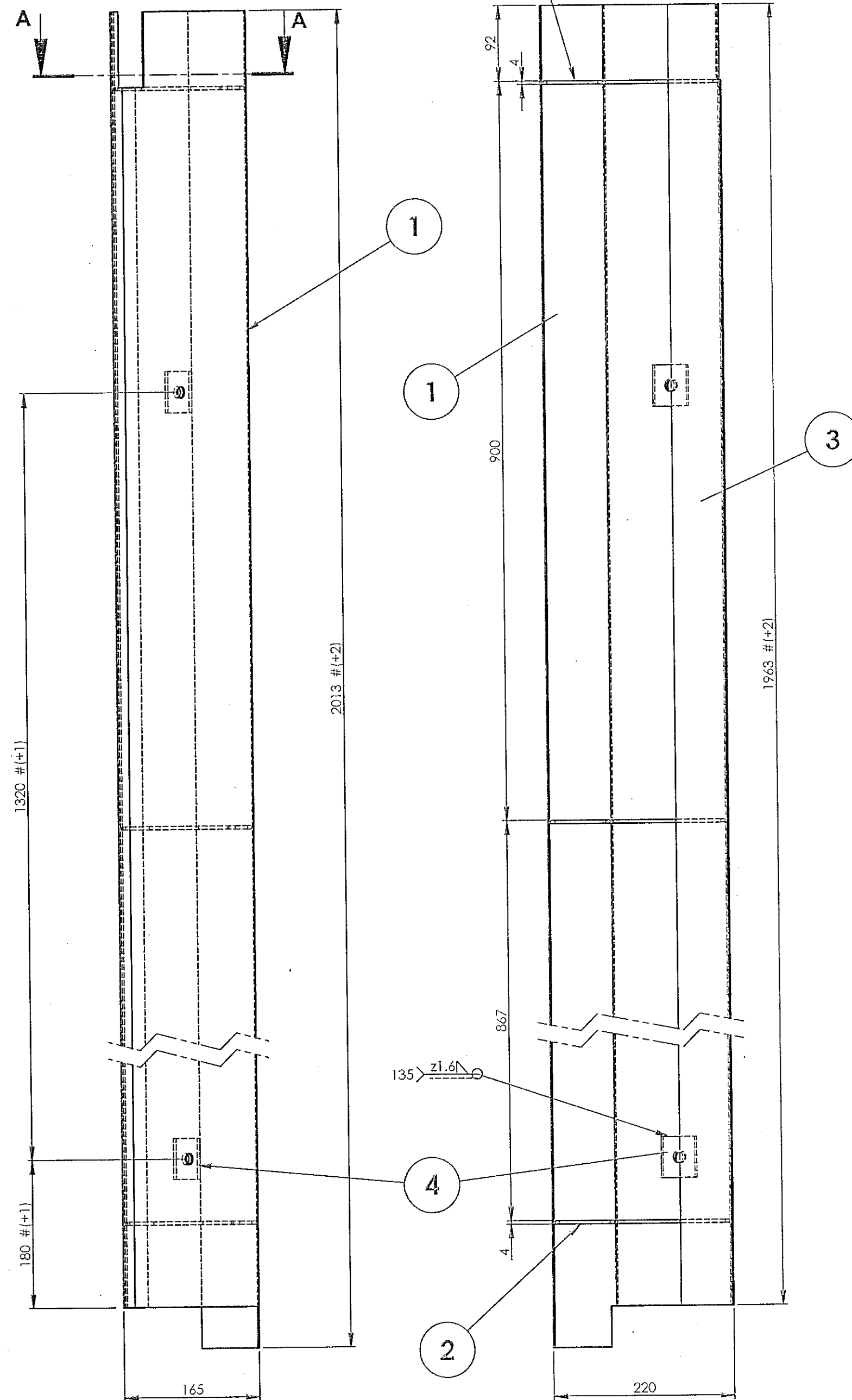
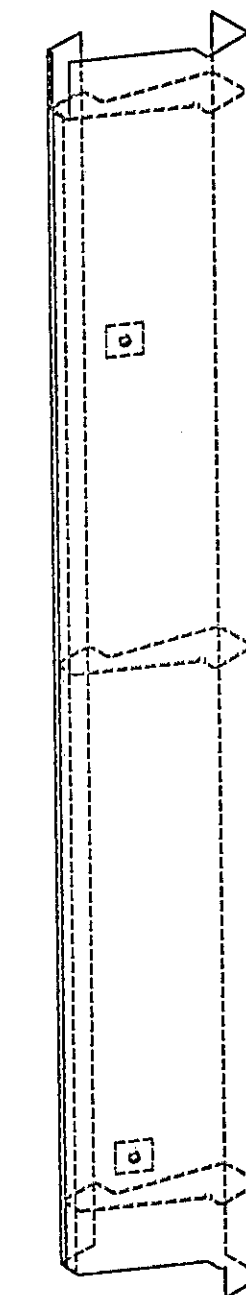
SSA14027

A2

SSA14030

▽ ROUGH MACHINED	①1 ROUGH CLEANED
▽▽ FINISH MACHINED	①1b BURRS REMOVED
▽▽▽ FINE FINISH MACHINED	①8 CHAMFERED

REVISIONS			
ALT.	ZONE	DESCRIPTION	APPROVED & DATE
a		LOCATING DIMENSION FOR ITEMS-5,6&7 ADDED.WELDING OF ITEM-3 WITH ITEM-1 INTRODUCED.	-sd-
b		ITEM-2,5,6 & 7 DELETED.MANDATORY ALLOWANCES, WELDING NOTATIONS AND ITEM-8 ADDED.	-sd-
c		ITEM-8 DELETED, ITEM-2 RECALLED.	-sd-
d		LOCATING DIMENSION OF ITEM-2 ALTD.	-sd-
e		VIEWS UPDATED AS PER CHANGES IN ITEM-1. NOTE UPDATED.	<i>sd</i>

SECTION A-A
SCALE 1 : 2.5

ISOMETRIC VIEW

NOTE:

1. STAINLESS STEEL ELECTRODE OF SAME COMPOSITION AS PER TABLE-3 OF RDSO/SPEC C-K201 SHALL BE USED FOR WELDING.
2. ALL WELD SPATTERS SHALL BE GROUND.
3. ALL WELDED JOINTS SHALL BE PICKLED AND PASSIVATED BEFORE SURFACE TREATMENT.
4. ALL SHARP CORNERS SHALL BE ROUNDED OFF.
5. ALL WELDINGS SHALL BE TIG WELDING UNLESS OTHERWISE SPECIFIED.
6. ALL WELD PERFORMANCE CLASS SHALL BE CP C2 UNLESS OTHERWISE SPECIFIED.
7. FOR WELD TESTING PREFERENCES REFER DRG. No. ICF/STD-9-0-998.
8. FOR WELD PROCEDURE SPECIFICATION REFER DRG.No. ICF/STD-9-0-999.

3	WEB		8	AA14289		0.43	
+	FLAT FOR PARTITION		7	AAA14805		0.168	
+	FLAT FOR PARTITION		6	AAA14804		1.999	
+	FLAT FOR PARTITION		5	AAA14803		0.638	
2	BACK PIECE		4	AAA14398		0.075	
1	ANGLE FOR DOOR POST		3	AAA14403		2.752	
3	WEB		2	AAA14401		0.41	
1	DOOR POST LEFT		1	AAA14399		11.545	
QTY.	DESCRIPTION	DIMENSIONS	ITEM NO.	REF.DRGS.	MAT.SPEC.	WT/UNIT IN KGS	REMARKS
GROUP: 1-4				SURFACE AREA IN Sq.m.: 1.901		WT/ASSY IN Kgs:	
DOOR POST LEFT COMPLETE				SCALE 1:5	SSE/D CHD	<i>ssn</i>	
				ALT e	ALTD DRN	T.Ukkirapandian	
						K.Sethuraman	
INDIAN RAILWAY STANDARDS						SHEET 1 OF 1	SSA14030
INTEGRAL COACH FACTORY, CHENNAI - 600038							A2
23-01-2026		13-12-2012		<i>sd</i>			
DATE OF LATEST ALT.		DATE OF FIRST ISSUE		AME/SME			

ALL DIMENSIONS ARE IN mm UNLESS OTHERWISE SPECIFIED. FOR UNTOLERANCED DIMENSIONS AND ROUGHNESS VALUES, REFER DRAWING NO. ICF/STD-9-0-001. ANY MANUAL ALTERATION SHALL AUTOMATICALLY RENDER THIS DRAWING INVALID. WELDING SYMBOLS ARE AS PER EN ISO 2553. WEIGHT GIVEN IN DRAWING IS FOR INDICATIVE PURPOSE ONLY.

MANDATORY MANUFACTURING ALLOWANCES.

REF.DRG.NO.LP10117-'g'