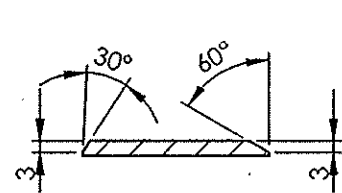


▽ ROUGH MACHINED	(C) BENCH CLEANED
▽▽ FINISH MACHINED	(F) BURRS REMOVED
▽▽▽ FINE FINISH MACHINED	(R) CHAMFERED

REVISIONS			
ALT.	ZONE	DESCRIPTION	APPROVED & DATE



-	3/3/2014	<i>[Signature]</i>
DATE OF LATEST ALT.	DATE OF FIRST ISSUE	AME/SME

1	TOP FLANGE	4x158x1695	1		RDSO/SPEC C-K201 X2CrNi12	8.312	
QTY.	DESCRIPTION	DIMENSIONS	ITEM NO.	REF. DRGS	MATL.SPEC.	WT/UNIT IN KGS	REMARKS
GROUP: 1-4		SURFACE AREA IN Sq.m.:0.535			WT/ASSY IN Kgs:8.312		
TOP FLANGE					SCALE	SSE/D	<i>P. Vargo</i>
					1:5	CHD	
					ALT.	ALTD	
						DRN	G.VIMALA
INDIAN RAILWAY STANDARDS INTEGRAL COACH FACTORY, CHENNAI - 600038				SHEET 1 OF 1			
					AAA14925		A3

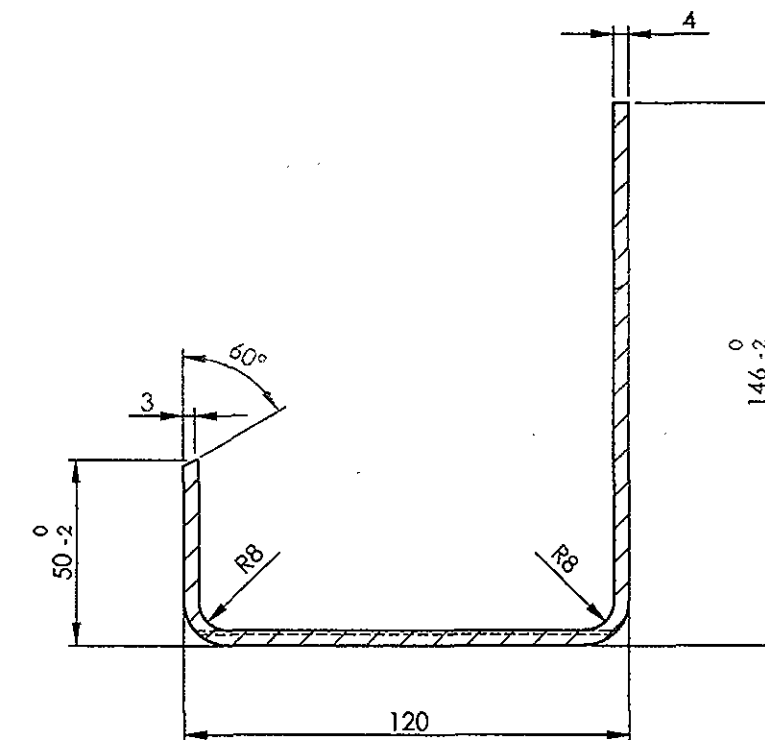
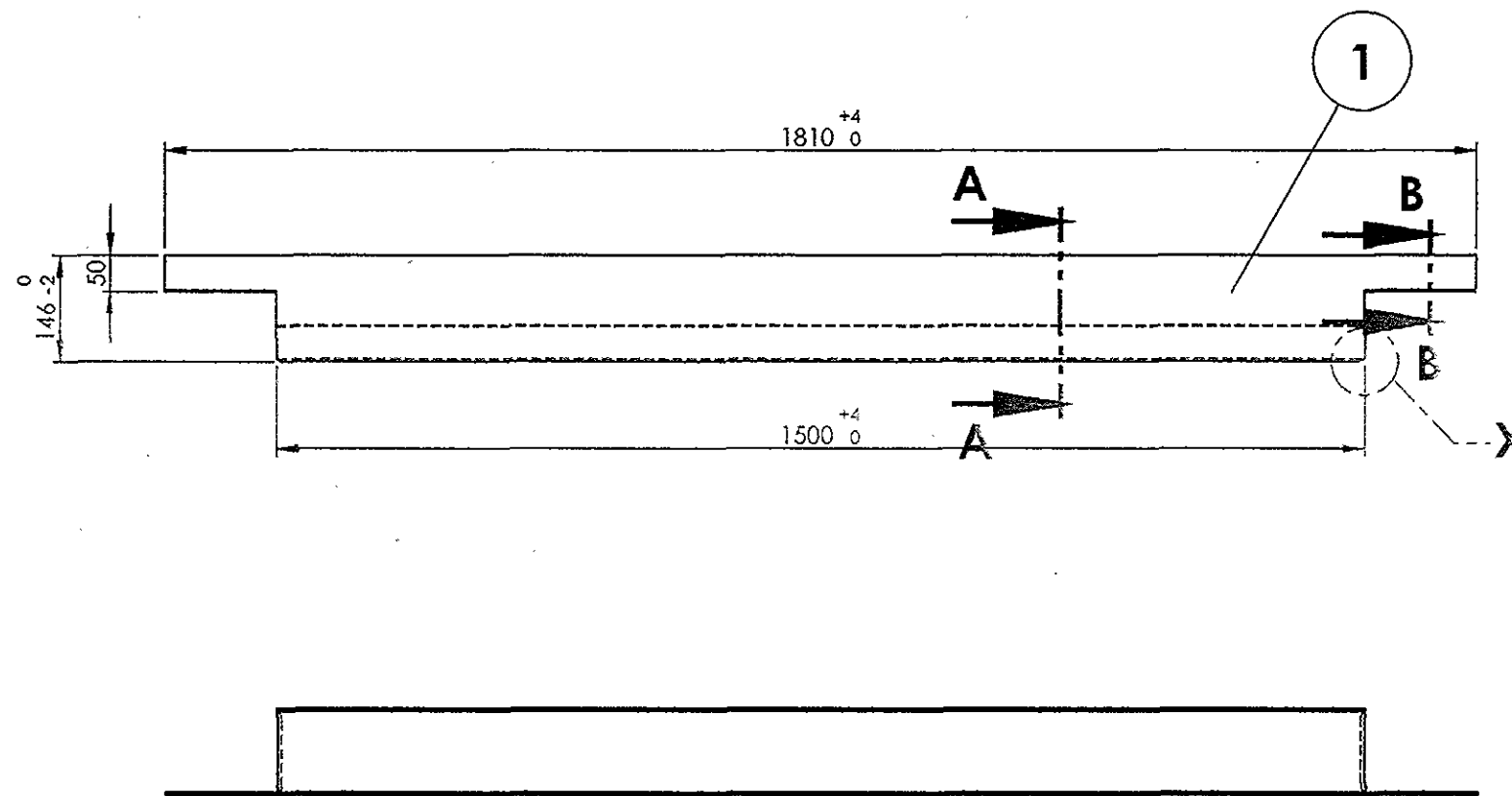
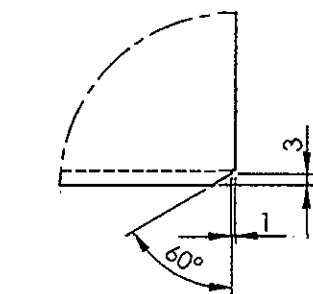
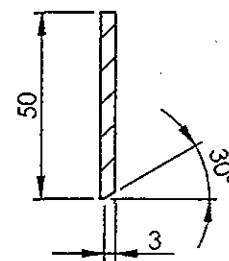
ALL DIMENSIONS ARE IN mm UNLESS OTHERWISE SPECIFIED. FOR UNTOLERANCED DIMENSIONS AND ROUGHNESS VALUES, REFER DRAWING NO ICF/STD-9-0-001. ANY MANUAL ALTERATION SHALL AUTOMATICALLY RENDER THIS DRAWING INVALID. WELDING SYMBOLS ARE AS PER IS: 813-1986.

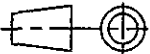
AAA14926

▽ ROUGH MACHINED	① ROUGH CLEANED
▽▽ FINISH MACHINED	② BURRS REMOVED
▽▽▽ FINE FINISH MACHINED	③ CHAMFERED

REVISIONS

ALT.	ZONE	DESCRIPTION	APPROVED & DATE
------	------	-------------	-----------------

SECTION A-A  
SCALE 1 : 2DETAIL X  
SCALE 1 : 2SECTION B-B  
SCALE 1 : 2

1	TOP FLANGE	4x298x1810	1		RDSO/SPEC C-K201 X2CrNi12	14.810	
QTY.	DESCRIPTION	DIMENSIONS	ITEM NO.	REF. DRGS	MATL.SPEC.	WT/UNIT IN KGS	REMARKS
GROUP: 1-4		SURFACE AREA IN Sq.m.:0.943			WT/ASSY IN Kgs: 14.810		
TOP FLANGE					SCALE	SSE/D	<i>P. Vimala</i>
					1:10	CHD	
					ALT.	ALTD	
						DRN	G.VIMALA
INDIAN RAILWAY STANDARDS INTEGRAL COACH FACTORY, CHENNAI - 600038							
					SHEET 1 OF 1	AAA14926	A3

ALL DIMENSIONS ARE IN mm UNLESS OTHERWISE SPECIFIED. FOR UNTOLERANCED DIMENSIONS AND ROUGHNESS VALUES, REFER DRAWING NO ICF/STD-9-0-001.  
ANY MANUAL ALTERATION SHALL AUTOMATICALLY RENDER THIS DRAWING INVALID. WELDING SYMBOLS ARE AS PER IS: 813-1986.

REF.DRG.NO.2 11012.0.20.110.103

AAA14927

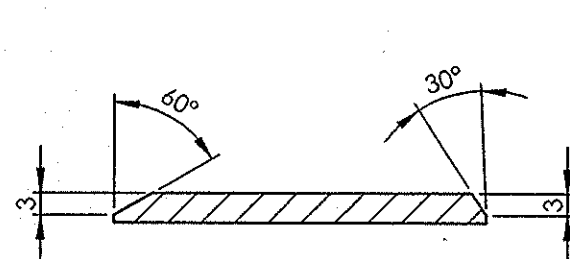
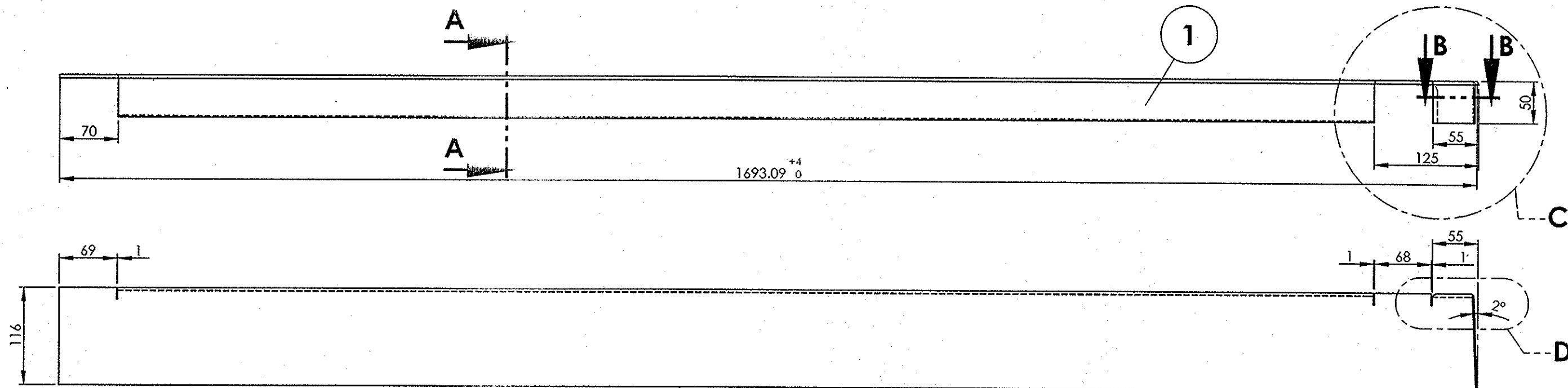
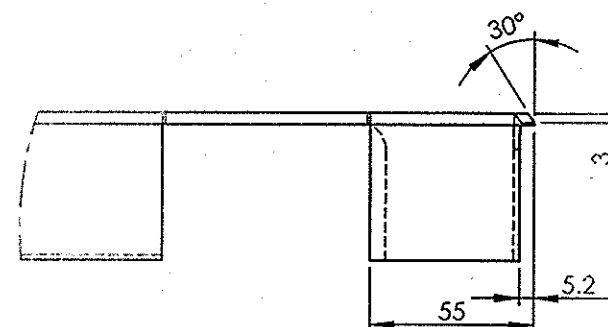
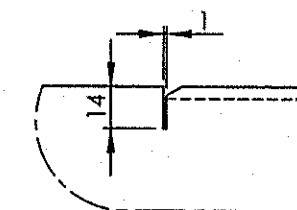
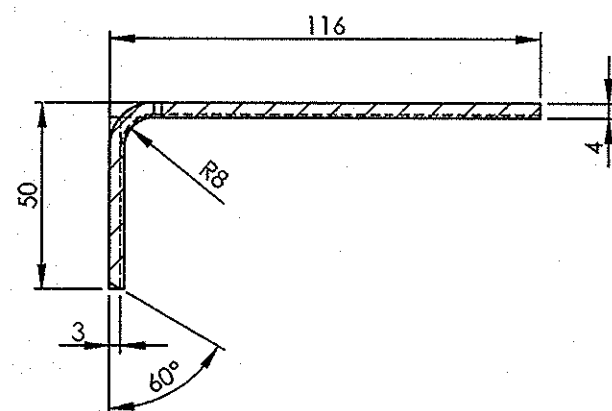
▽ ROUGH MACHINED	○ ROUGH CLEANED
▽▽ FINISH MACHINED	⊖ BURRS REMOVED
▽▽▽ FINE FINISH MACHINED	⊘ CHAMFERED

REVISIONS

ALT.


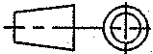
ZONE

DESCRIPTION

APPROVED &  
DATESECTION B-B  
SCALE 1 : 1DETAIL C  
SCALE 2 : 5DETAIL D  
SCALE 2 : 5SECTION A-A  
SCALE 1 : 2

REF.DRG.NO.1 11012.0.20.110.102

-	3/3/2014	3/3/14
DATE OF LATEST ALT.	DATE OF FIRST ISSUE	AME/SME

1	TOP FLANGE	4x158x1695	1		RDSO/SPEC C-K201 X2CrNi12	8.313	
QTY.	DESCRIPTION	DIMENSIONS	ITEM NO.	REF. DRGS	MATL.SPEC.	WT/UNIT IN KGS	REMARKS
GROUP: 1-4		SURFACE AREA IN Sq.m.:0.535			WT/ASSY IN Kgs:8.313		
TOP FLANGE					SCALE	SSE/D	
					1:5	CHD	
					ALT.	ALTD	
						DRN	G.VIMALA
INDIAN RAILWAY STANDARDS INTEGRAL COACH FACTORY, CHENNAI - 600038				SHEET 1 OF 1			
					AAA14927		A3

AAA14928

▽ ROUGH MACHINED	① ROUGH CLEANED
▽▽ FINISH MACHINED	② BURRS REMOVED
▽▽▽ FINE FINISH MACHINED	③ CHAMFERED

REVISIONS

ALT.

ZONE

DESCRIPTION

APPROVED &  
DATE

1

2013

A

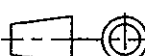
A

SECTION A-A  
SCALE 1 : 2DETAIL B  
SCALE 1 : 2

ALL DIMENSIONS ARE IN mm UNLESS OTHERWISE SPECIFIED. FOR UNTOLERANCED DIMENSIONS AND ROUGHNESS VALUES, REFER DRAWING NO ICF/STD-9-0-001.  
ANY MANUAL ALTERATION SHALL AUTOMATICALLY RENDER THIS DRAWING INVALID. WELDING SYMBOLS ARE AS PER IS:813-1986.

REF.DRG.NO.LR10309

	3/3/2014	3/3/14
DATE OF LATEST ALT.	DATE OF FIRST ISSUE	AME/SME

1	DOOR PILLAR	4x411x2013	1		RDSO/SPEC C-K201 X2CrNi12	26.090	
QTY.	DESCRIPTION	DIMENSIONS	ITEM NO.	REF. DRGS	MATL.SPEC.	WT/UNIT IN KGS	REMARKS
GROUP: 1-4		SURFACE AREA IN Sq.m.: 1.650			WT/ASSY IN Kgs:26.090		
DOOR PILLAR					SCALE 1:10	SSE/D	<i>P. Jango</i>
						CHD	
					ALT	ALTD	
						DRN	G.VIMALA
INDIAN RAILWAY STANDARDS INTEGRAL COACH FACTORY, CHENNAI - 600038							
					SHEET 1 OF 1		AAA14928

AAA14929

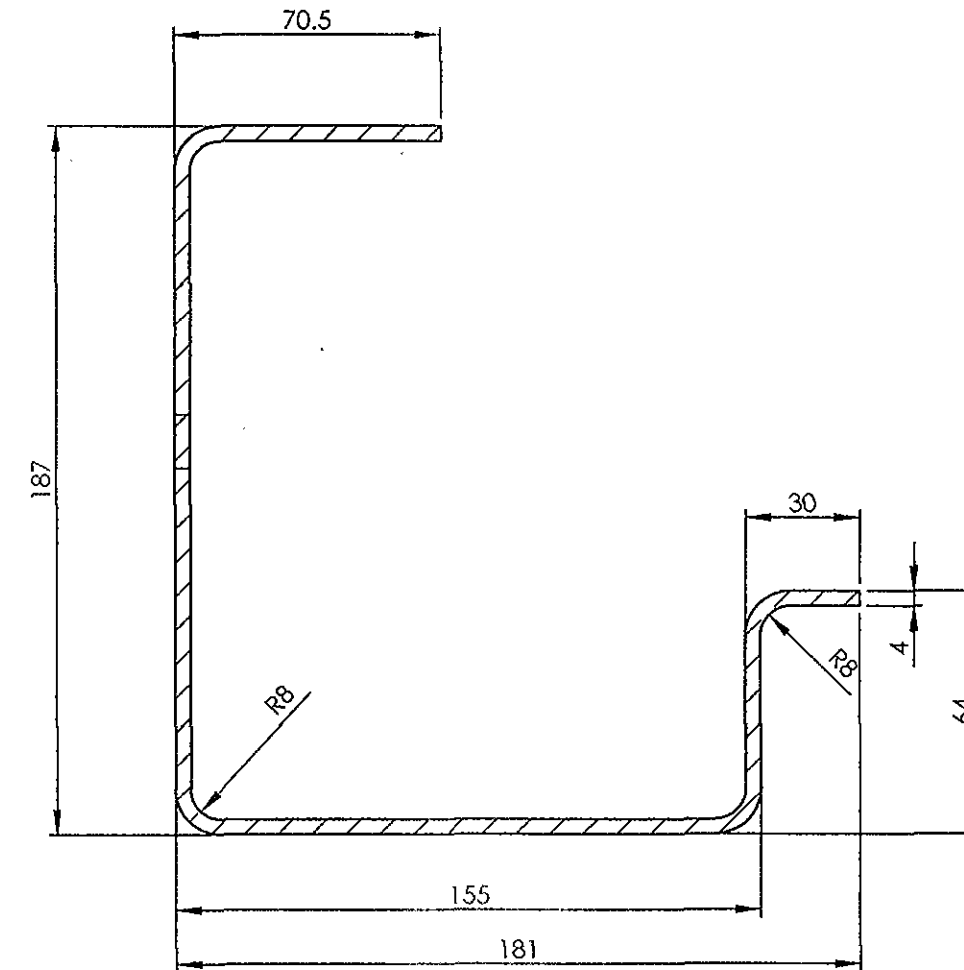
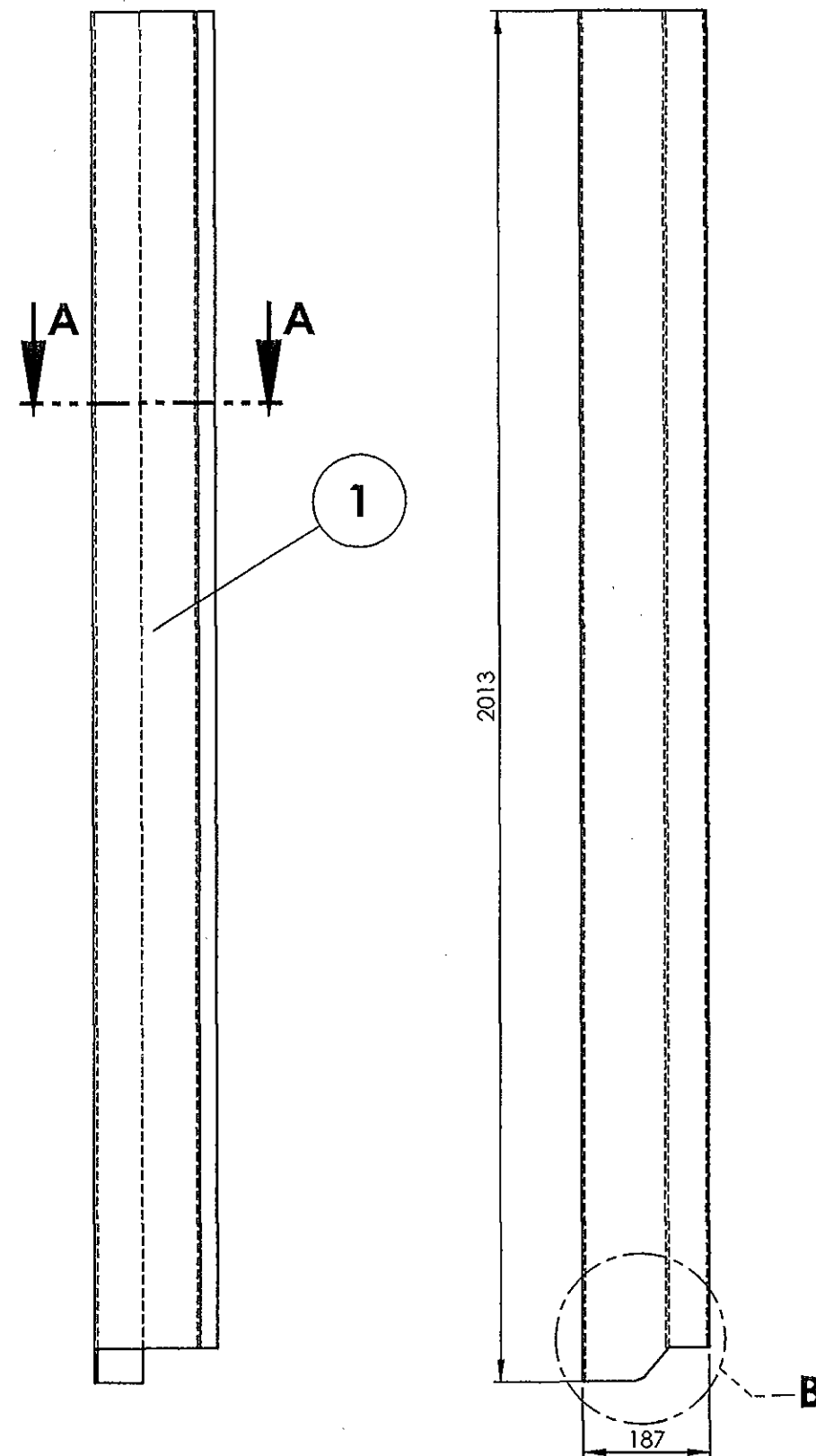
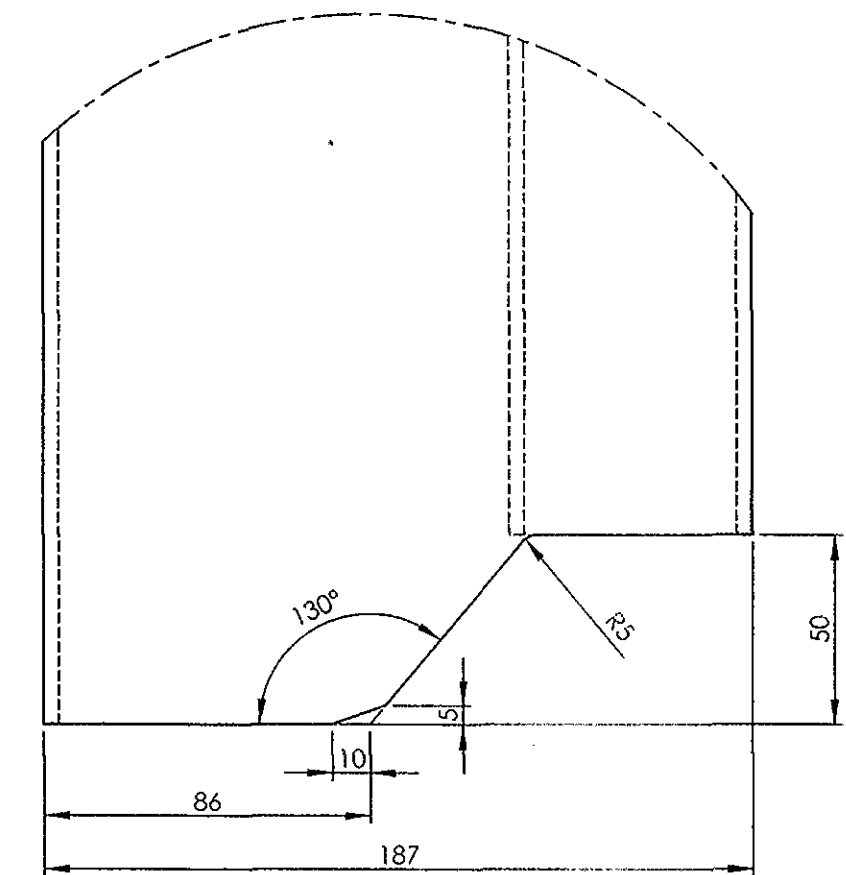
▽ ROUGH MACHINED	① ROUGH CLEANED
▽▽ FINISH MACHINED	①b BURRS REMOVED
▽▽▽ FINE FINISH MACHINED	①8 CHAMFERED

REVISIONS

ALT.

ZONE

DESCRIPTION

APPROVED &  
DATESECTION A-A  
SCALE 1 : 2DETAIL B  
SCALE 1 : 2

ALL DIMENSIONS ARE IN mm UNLESS OTHERWISE SPECIFIED. FOR UNTOLERANCED DIMENSIONS AND ROUGHNESS VALUES, REFER DRAWING NO. ICF/STD-9-0-001.  
ANY MANUAL ALTERATION SHALL AUTOMATICALLY RENDER THIS DRAWING INVALID. WELDING SYMBOLS ARE AS PER IS:813-1986.

REF.DRG.NO.LR10311

DATE OF LATEST ALT.	3/2/2014	AME/SME
DATE OF FIRST ISSUE	3/2/2014	

1	DOOR PILLAR	4x473x2013	1		RDSO/SPEC C-K201 X2CHN12	30.003	
QTY.	DESCRIPTION	DIMENSIONS	ITEM NO.	REF. DRGS	MATL.SPEC.	WT/UNIT IN KGS	REMARKS
GROUP: 1-4				SURFACE AREA IN Sq.m.: 1.895		WT/ASSY IN Kgs:30.003	
DOOR PILLAR					SCALE 1:10	SSE/D	
					CHD		
					ALT	ALTD	
					DRN		G.VIMALA
INDIAN RAILWAY STANDARDS					SHEET 1 OF 1		
INTEGRAL COACH FACTORY, CHENNAI - 600038					AAA14929		
					A2		

AAA14930

▽ ROUGH MACHINED	① ROUGH CLEANED
▽▽ FINISH MACHINED	② BURRS REMOVED
▽▽▽ FINE FINISH MACHINED	③ CHAMFERED

REVISIONS

ALT.

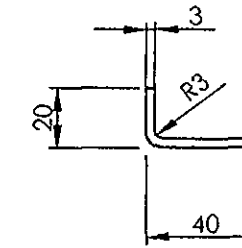
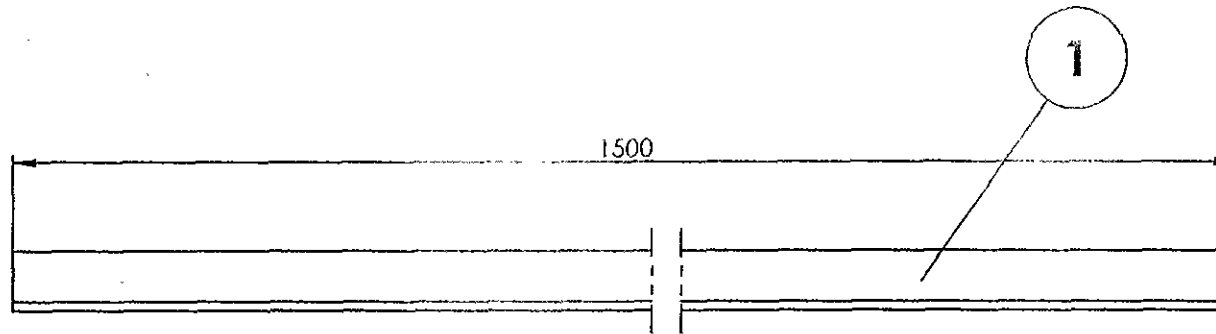
ZONE

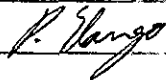
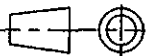
DESCRIPTION

APPROVED &  
DATE

ALL DIMENSIONS ARE IN mm UNLESS OTHERWISE SPECIFIED. FOR UNTOLERANCED DIMENSIONS AND ROUGHNESS VALUES, REFER DRAWING NO ICF/STD-9-0-001.  
ANY MANUAL ALTERATION SHALL AUTOMATICALLY RENDER THIS DRAWING INVALID. WELDING SYMBOLS ARE AS PER IS: 813-1986.

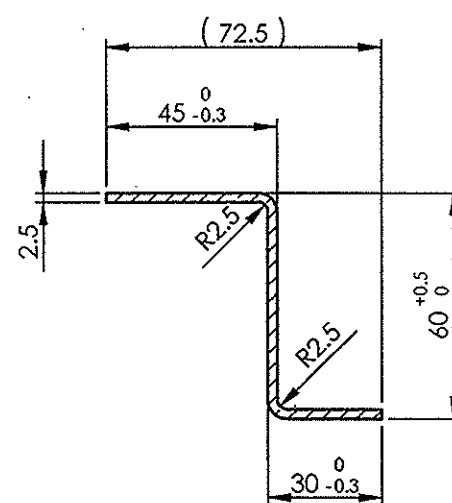
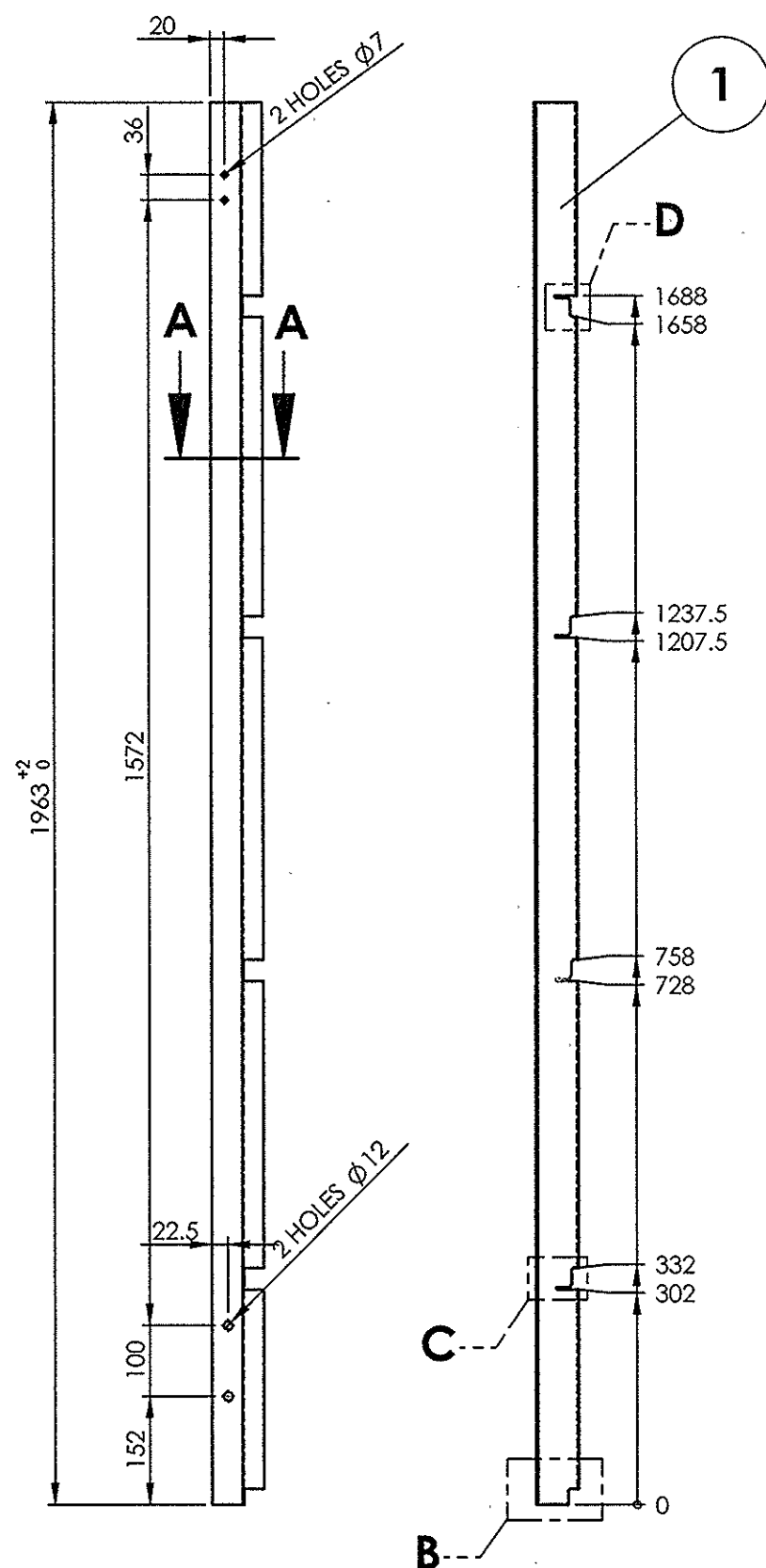
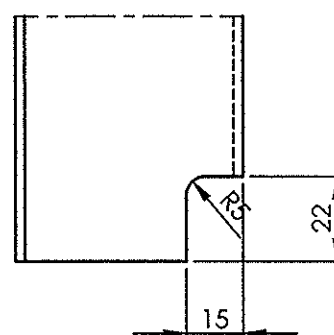
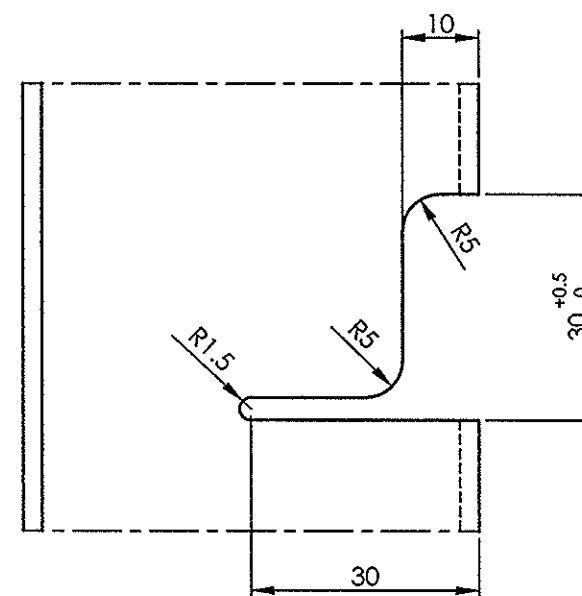
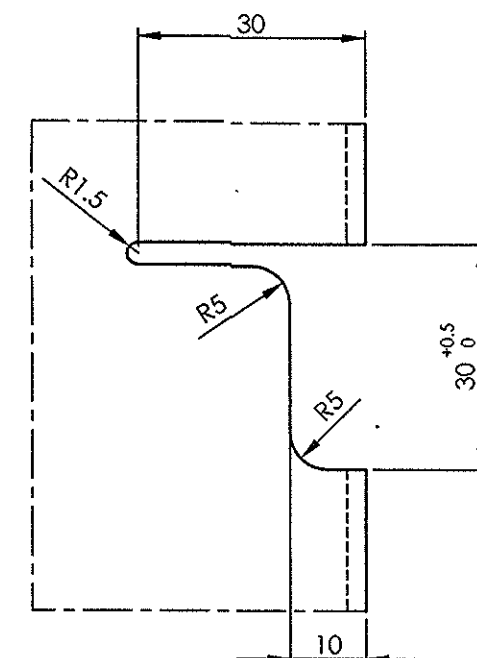
REF.DRG.NO.-

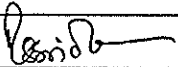
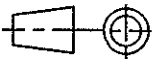


1	ANGLE	3x54x1500	1		RDSO/SPEC C-K201 X2 Cr Ni 12	1.982	
QTY.	DESCRIPTION	DIMENSIONS	ITEM NO.	REF. DRGS	MATL.SPEC.	WT/UNIT IN KGS	REMARKS
GROUP: 1-4		SURFACE AREA IN Sq.m.:0.175			WT/ASSY IN Kgs:1.982		
ANGLE					SCALE	SSE/D	
					1:2.5	CHD	
					ALT.	ALTD	
						DRN	G.VIMALA
INDIAN RAILWAY STANDARDS				SHEET 1 OF 1			
INTEGRAL COACH FACTORY, CHENNAI - 600038					AAA14930		A3

AAA14931

		REVISIONS			
▽▽ FINISH MACHINED	⑩b BURRS REMOVED	ALT.	ZONE	DESCRIPTION	APPROVED & DATE
▽▽ FINE FINISH MACHINED	⑩8 CHAMFERED				

SECTION A-A  
SCALE 1 : 2DETAIL B  
SCALE 1 : 2DETAIL C  
SCALE 1 : 1DETAIL D  
SCALE 1 : 1

1	PILLAR	2.5x125.4x1963	1		RDSO/SPEC C-K201 X2CrNi12	4.862	
QTY	DESCRIPTION	DIMENSIONS	ITEM NO.	REF. DRGS	MATL.SPEC.	WT/UNIT IN KGS	REMARKS
GROUP: 1-4 SIDE WALL ASSEMBLY		SURFACE AREA IN Sq.m.:0.498			WT/ASSY IN Kgs:		
PILLAR					SCALE	SSE/D	
					1:10	CHD	
					ALT.	ALTD	
						DRN	A.Palanichamy
INDIAN RAILWAY STANDARDS				SHEET 1 OF 1			
INTEGRAL COACH FACTORY, CHENNAI - 600038					AAA14931		A3

	30-10-2014	
DATE OF LATEST ALT.	DATE OF FIRST ISSUE	AME/SME

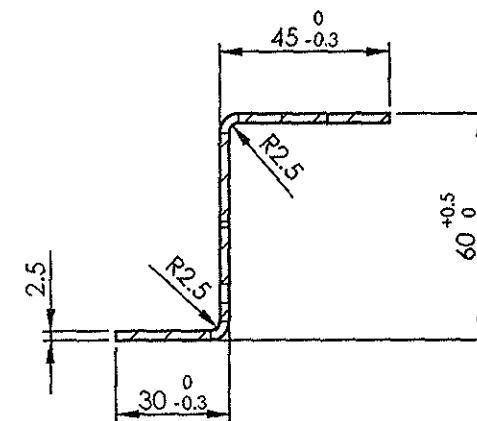
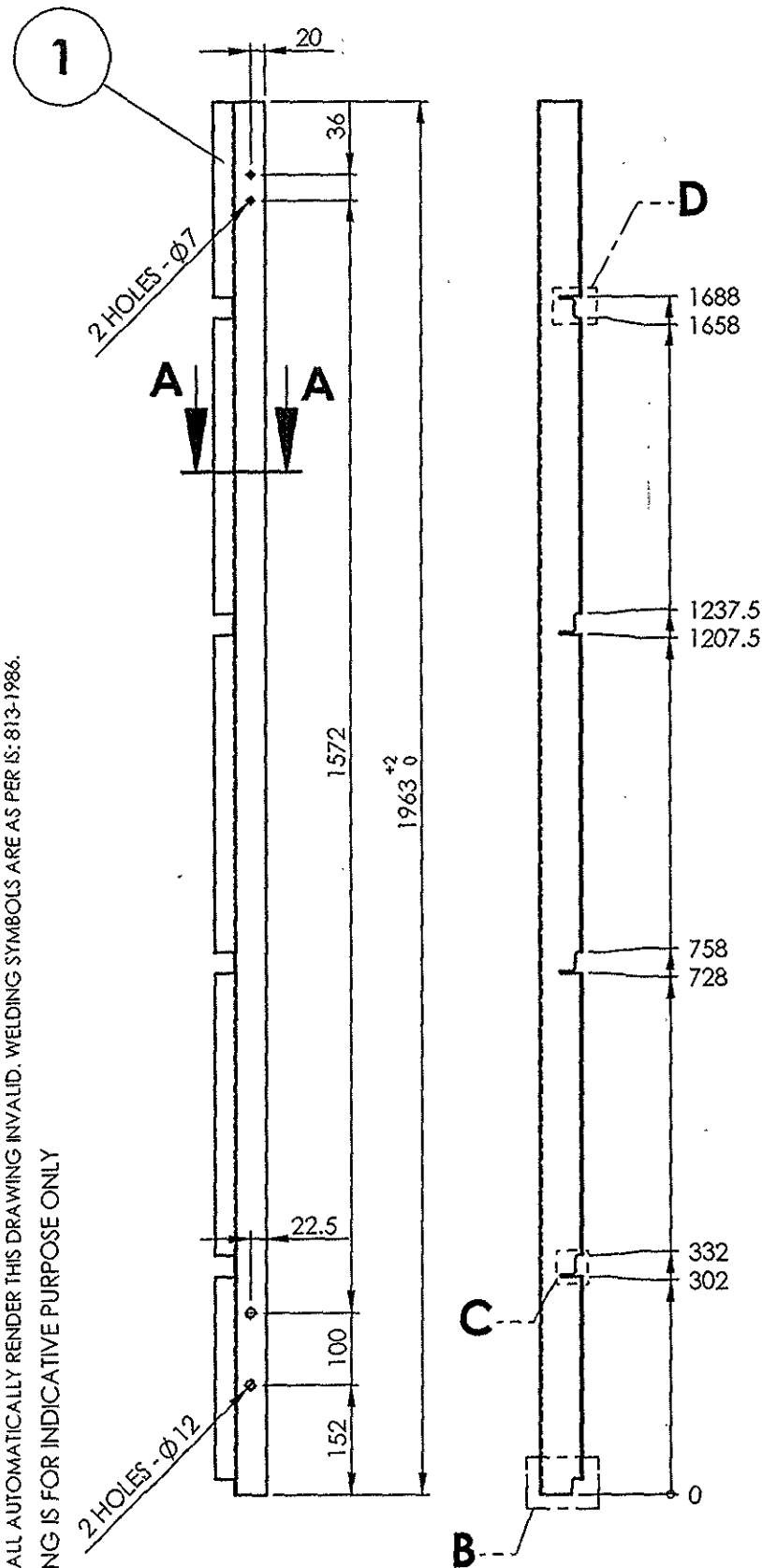
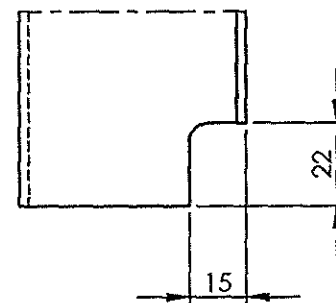
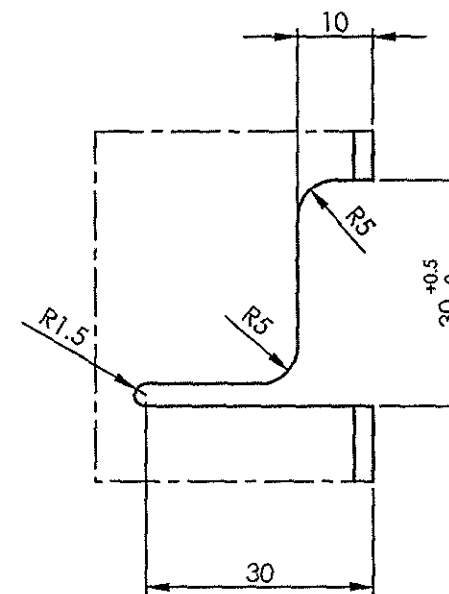
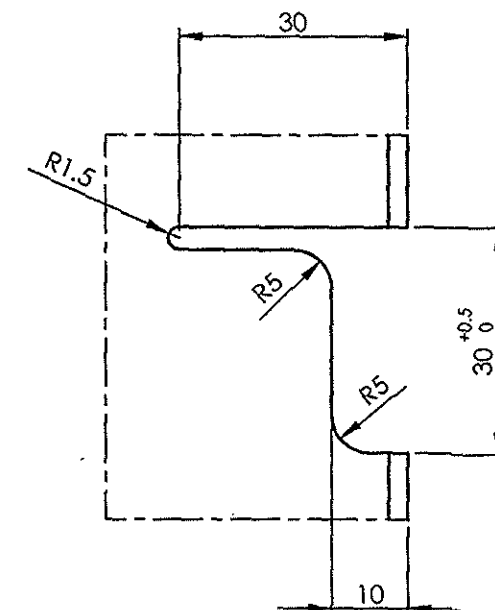
REF.DRG.NO.2 10113.0.20.112.100

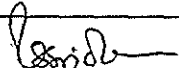
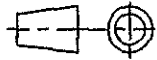
ALL DIMENSIONS ARE IN mm UNLESS OTHERWISE SPECIFIED. FOR UNTOLERANCED DIMENSIONS AND ROUGHNESS VALUES, REFER DRAWING NO ICF/STD-9-0-001.  
ANY MANUAL ALTERATION SHALL AUTOMATICALLY RENDER THIS DRAWING INVALID. WELDING SYMBOLS ARE AS PER IS: 813-1986.  
WEIGHT GIVEN IN DRAWING IS FOR INDICATIVE PURPOSE ONLY

AAA14932

▽ ROUGH MACHINED	① ROUGH CLEANED
▽▽ FINISH MACHINED	①b BURRS REMOVED
▽▽▽ FINE FINISH MACHINED	⑱ CHAMFERED

REVISIONS			
ALT.	ZONE	DESCRIPTION	APPROVED & DATE

SECTION A-A  
SCALE 1 : 2DETAIL B  
SCALE 1 : 2DETAIL C  
SCALE 1 : 1DETAIL D  
SCALE 1 : 1

1	PILLAR	2.5x125.4x1963	1		RDSO/SPEC C-K201 X2CrNi12	4.862	
QTY	DESCRIPTION	DIMENSIONS	ITEM NO.	REF. DRGS	MATL.SPEC.	WT/UNIT IN KGS	REMARKS
GROUP: 1-4 SIDE WALL ASSEMBLY		SURFACE AREA IN Sq.m.:0.498			WT/ASSY IN Kgs:		
PILLAR					SCALE	SSE/D	
					1:10	CHD	
					ALT.	ALTD	
						DRN	A.Palanichamy
INDIAN RAILWAY STANDARDS							
INTEGRAL COACH FACTORY, CHENNAI - 600038				SHEET 1 OF 1	AAA14932		A3

REF.DRG.NO.2 10113.0.20.112.101

30-10-2014

DATE OF LATEST ALT.

DATE OF FIRST ISSUE

AME/SME

INDIAN RAILWAY STANDARDS

INTEGRAL COACH FACTORY, CHENNAI - 600038

SHEET  
1 OF 1

AAA14932

A3

ALL DIMENSIONS ARE IN mm UNLESS OTHERWISE SPECIFIED. FOR UNTOLERANCED DIMENSIONS AND ROUGHNESS VALUES, REFER DRAWING NO ICF/STD-9-0001.  
ANY MANUAL ALTERATION SHALL AUTOMATICALLY RENDER THIS DRAWING INVALID. WELDING SYMBOLS ARE AS PER IS: 813-1986.  
WEIGHT GIVEN IN DRAWING IS FOR INDICATIVE PURPOSE ONLY



AAA14933

▽ ROUGH MACHINED  
▽▽ FINISH MACHINED  
▽▽▽ FINE FINISH MACHINED

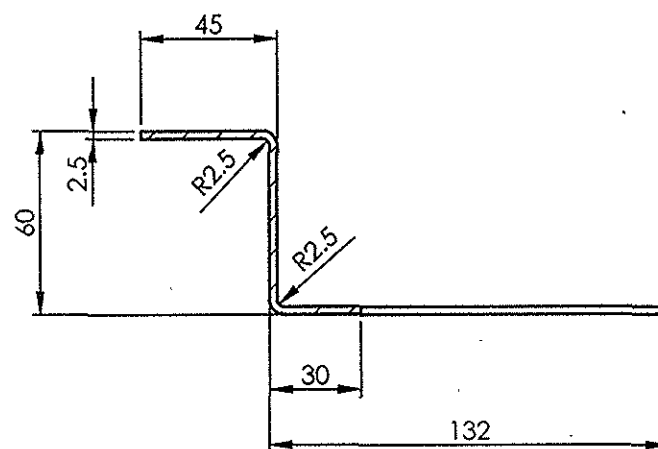
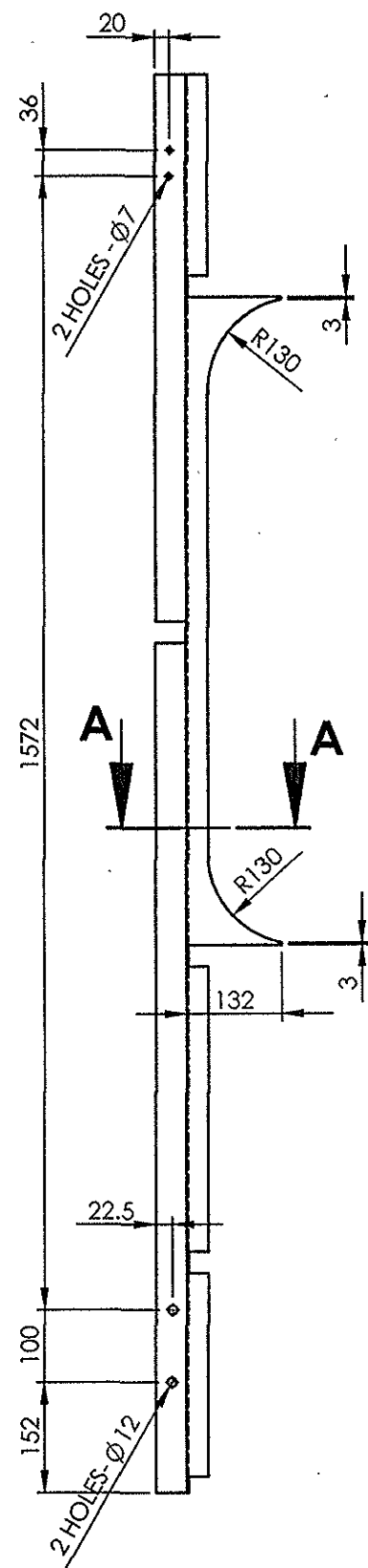
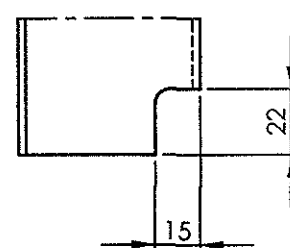
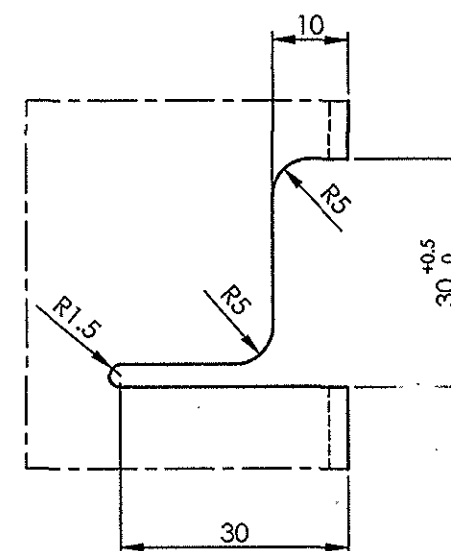
① ROUGH CLEANED  
①⑩ BURRS REMOVED  
①⑧ CHAMFERED

REVISIONS

ALT.

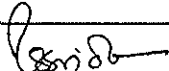
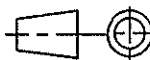
ZONE

DESCRIPTION

APPROVED &  
DATESECTION A-A  
SCALE 1 : 2.5DETAIL B  
SCALE 1 : 2.5DETAIL C  
SCALE 1 : 1

ISOMETRIC VIEW

C  
B

1	PILLAR	2.5x227.4x1963	1		RDSO/SPEC C-K201 X2CrNi12	5.001	
QTY	DESCRIPTION	DIMENSIONS	ITEM NO.	REF. DRGS	MATL.SPEC.	WT/UNIT IN KGS	REMARKS
GROUP: 1-4 SIDE WALL ASSEMBLY		SURFACE AREA IN Sq.m.:0.513			WT/ASSY IN Kgs:		
PILLAR					SCALE	SSE/D	
					1:10	CHD	
					ALT.	ALTD	
						DRN	A.Palanichamy
INDIAN RAILWAY STANDARDS INTEGRAL COACH FACTORY, CHENNAI - 600038				SHEET 1 OF 1			
					AAA14933		A3

	30-10-2014	
DATE OF LATEST ALT.	DATE OF FIRST ISSUE	AME/SME

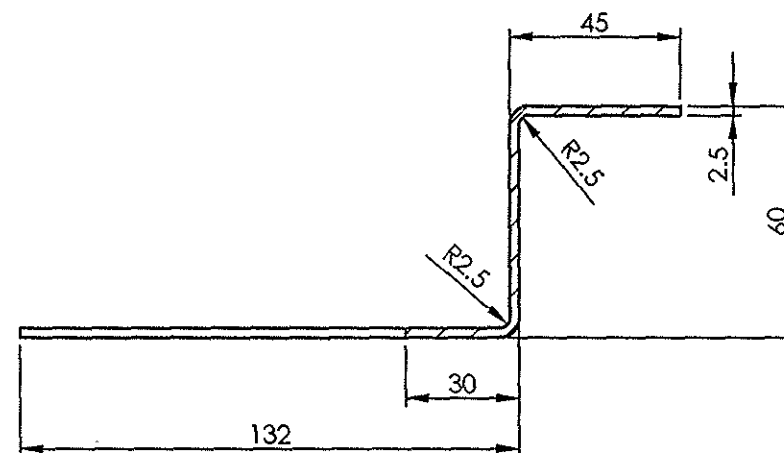
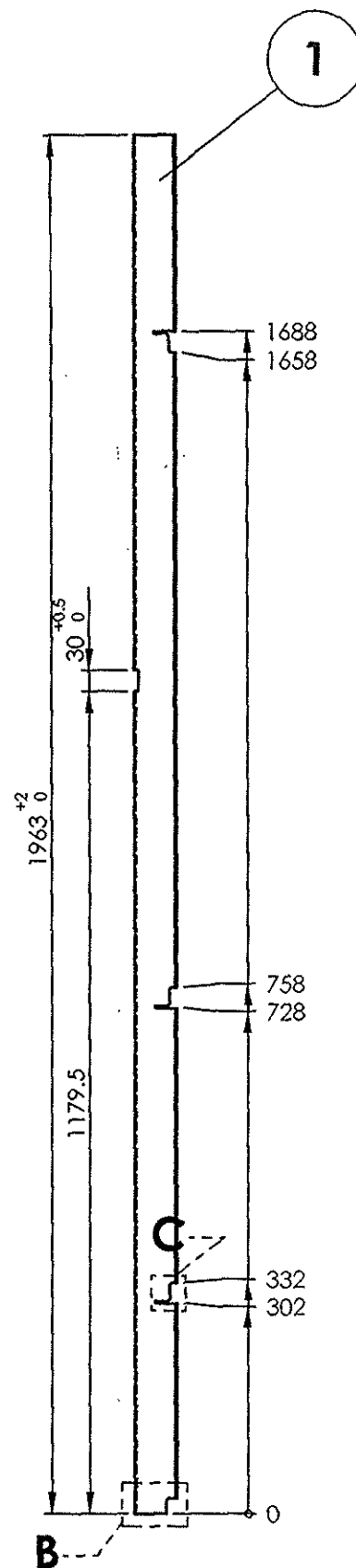
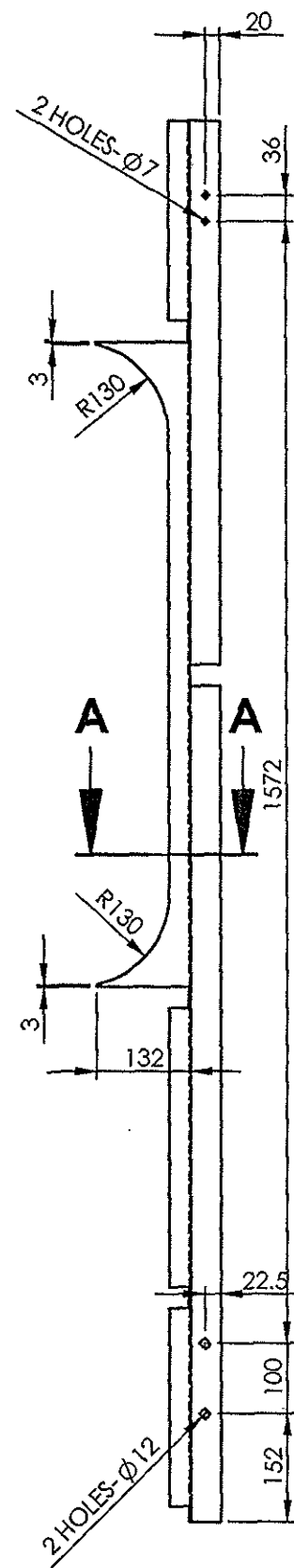
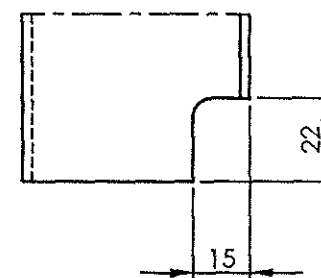
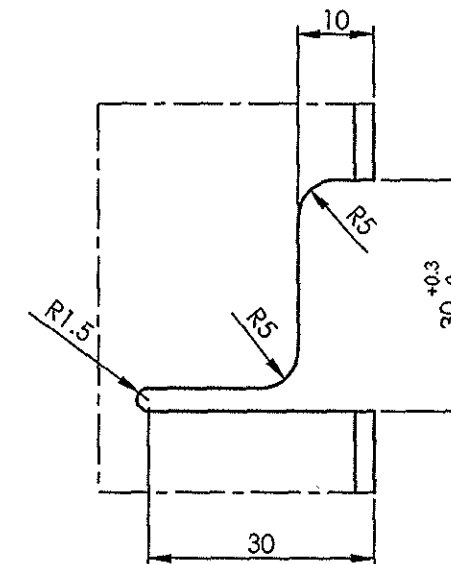
REF.DRG.NO.2 10113.0.20.112.102

ALL DIMENSIONS ARE IN mm UNLESS OTHERWISE SPECIFIED. FOR UNTOLERANCED DIMENSIONS AND ROUGHNESS VALUES, REFER DRAWING NO ICF/STD-9-0-001.  
ANY MANUAL ALTERATION SHALL AUTOMATICALLY RENDER THIS DRAWING INVALID. WELDING SYMBOLS ARE AS PER IS: 813-1986.  
WEIGHT GIVEN IN DRAWING IS FOR INDICATIVE PURPOSE ONLY

AAA14934

▽ ROUGH MACHINED	① ROUGH CLEANED
▽▽ FINISH MACHINED	①b BURRS REMOVED
▽▽▽ FINE FINISH MACHINED	⑱ CHAMFERED

REVISIONS			
ALT.	ZONE	DESCRIPTION	APPROVED & DATE


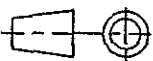
SECTION A-A  
SCALE 1 : 2DETAIL B  
SCALE 1 : 2DETAIL C  
SCALE 1 : 1

ISOMETRIC VIEW

ALL DIMENSIONS ARE IN mm UNLESS OTHERWISE SPECIFIED. FOR UNTOLERANCED DIMENSIONS AND ROUGHNESS VALUES, REFER DRAWING NO ICF/STD-9-0-001.  
ANY MANUAL ALTERATION SHALL AUTOMATICALLY RENDER THIS DRAWING INVALID. WELDING SYMBOLS ARE AS PER IS: 813-1986.  
WEIGHT GIVEN IN DRAWING IS FOR INDICATIVE PURPOSE ONLY

REF.DRG.NO.2 10113.0.20.112.103

DATE OF LATEST ALT.	30-10-2014	AME/SME
---------------------	------------	---------

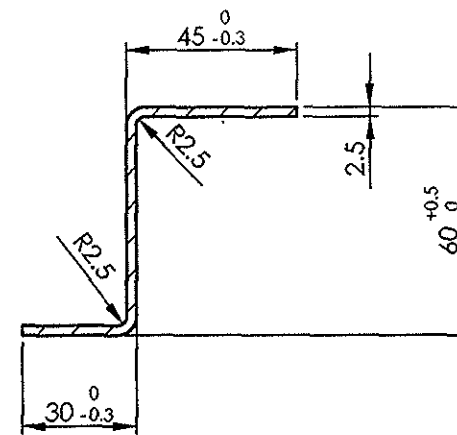
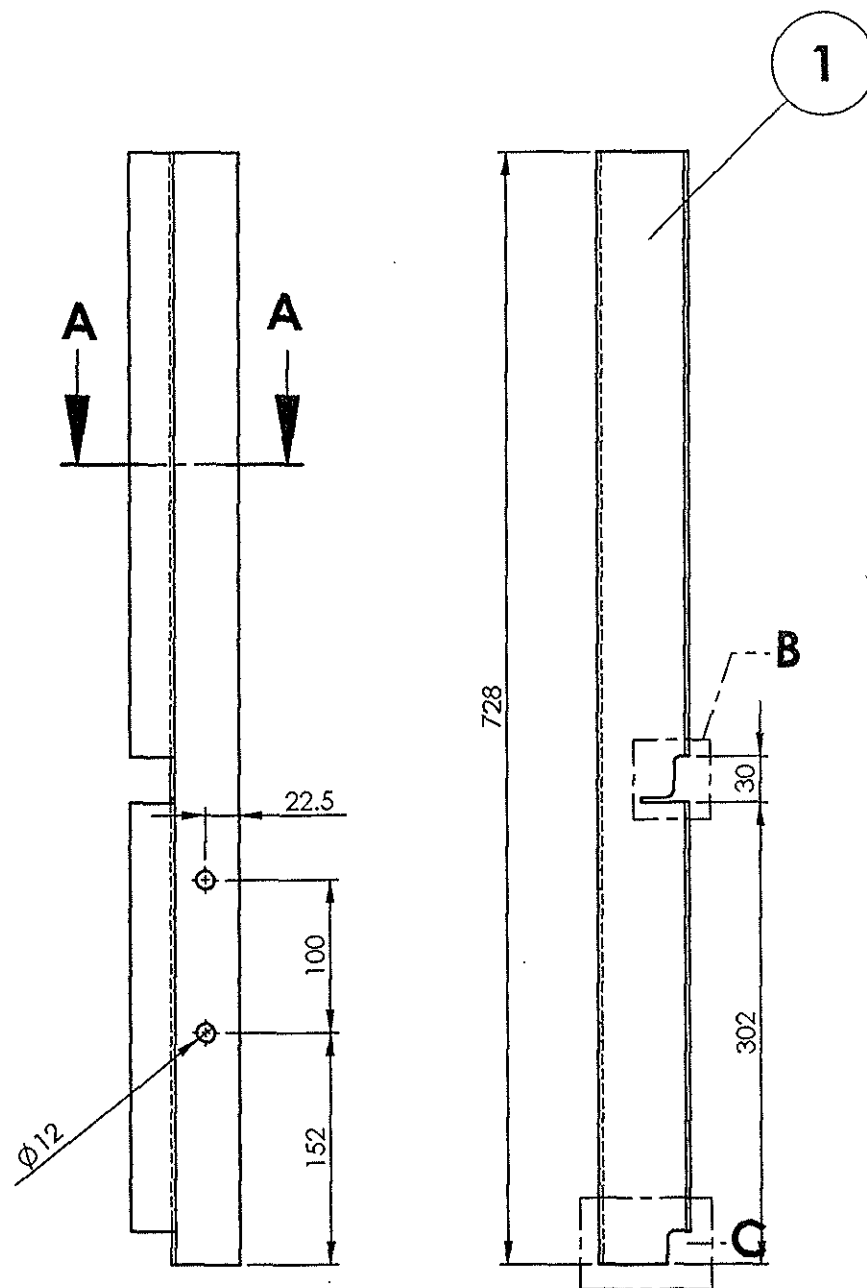
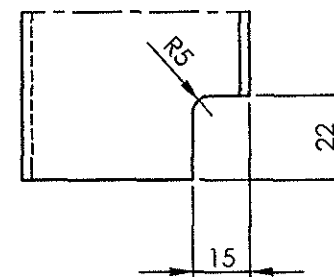
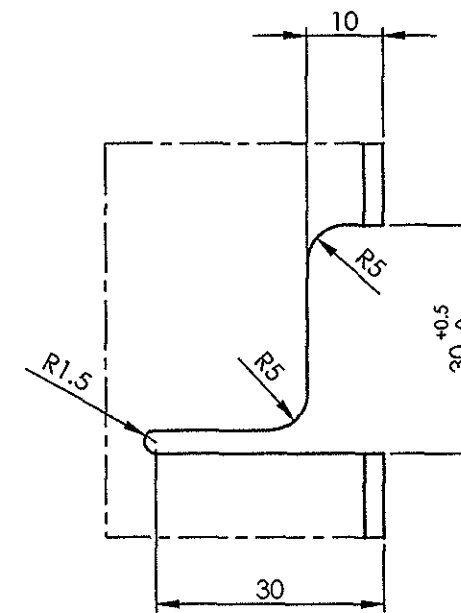
1	PILLAR	2.5x227.4x1963	1		RDSO/SPEC C-K201 X2CrNi12	5.001		
QTY	DESCRIPTION	DIMENSIONS	ITEM NO.	REF. DRGS	MATL.SPEC.	WT/UNIT IN KGS	REMARKS	
GROUP: 1-4 SIDE WALL ASSEMBLY		SURFACE AREA IN Sq.m.:0.513			WT/ASSY IN Kgs:			
PILLAR					SCALE	SSE/D		
					1:10	CHD		
					ALT.	ALTD		
						DRN		A.PAalanichamy
INDIAN RAILWAY STANDARDS								
INTEGRAL COACH FACTORY, CHENNAI - 600038					SHEET 1 OF 1		AAA14934	A3

AAA14935

▽ ROUGH MACHINED	① ROUGH CLEANED
▽▽ FINISH MACHINED	①b BURRS REMOVED
▽▽▽ FINE FINISH MACHINED	①8 CHAMFERED

## REVISIONS

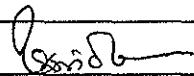

ALT.	ZONE	DESCRIPTION	APPROVED & DATE
------	------	-------------	-----------------

SECTION A-A  
SCALE 1 : 2DETAIL C  
SCALE 1 : 2DETAIL B  
SCALE 1 : 1

ALL DIMENSIONS ARE IN mm UNLESS OTHERWISE SPECIFIED. FOR UNTOLERANCED DIMENSIONS AND ROUGHNESS VALUES, REFER DRAWING NO ICF/STD-9-0-001.  
ANY MANUAL ALTERATION SHALL AUTOMATICALLY RENDER THIS DRAWING INVALID. WELDING SYMBOLS ARE AS PER IS: 813-1986.  
WEIGHT GIVEN IN DRAWING IS FOR INDICATIVE PURPOSE ONLY

REF.DRG.NO.2 10113.0.20.112.104

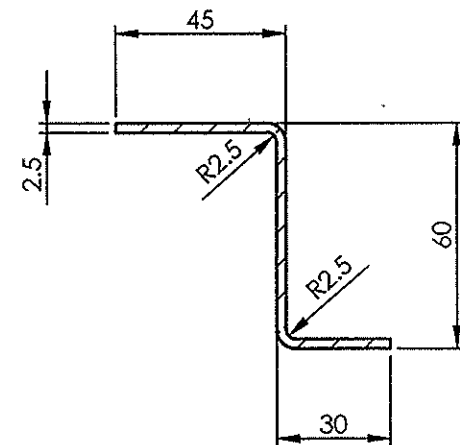
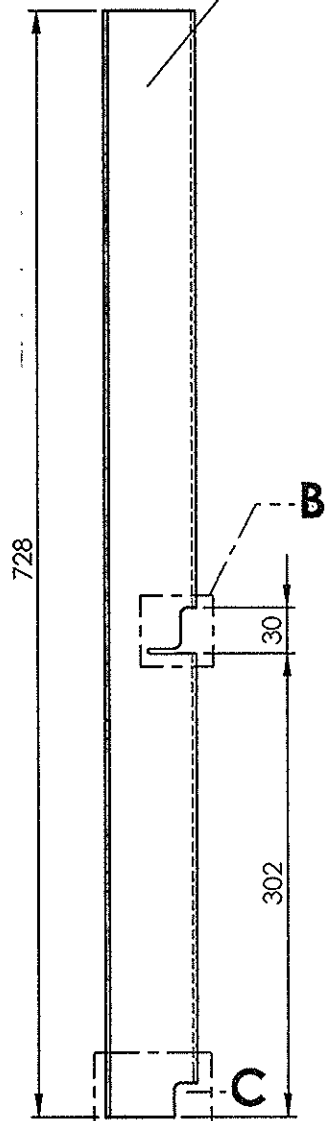
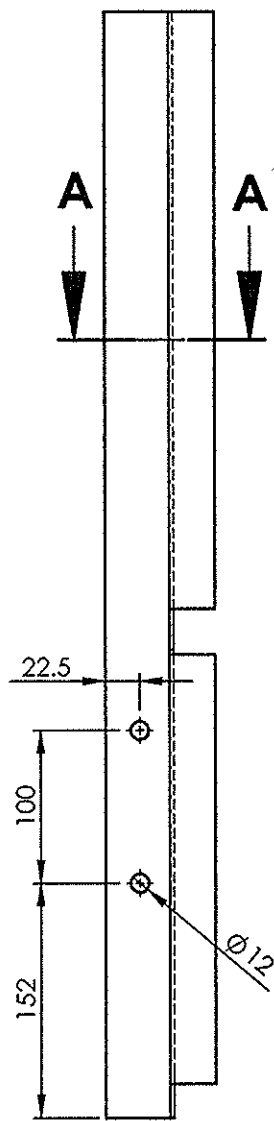
DATE OF LATEST ALT.	30-10-2014	A.M.E./S.M.E.
---------------------	------------	---------------

1	PILLAR	2.5x125.4X728	1		RDSO/SPEC C- K201 X2CrNi12	1.801	
QTY	DESCRIPTION	DIMENSIONS	ITEM NO.	REF. DRGS	MATL.SPEC.	WT/UNIT IN KGS	REMARKS
GROUP: 1-4 SIDE WALL ASSEMBLY		SURFACE AREA IN Sq.m.:0.185			WT/ASSY IN Kgs:		
PILLAR					SCALE	SSE/D	
					1:5	CHD	
					ALT.	ALTD	
						DRN	A.Palanichamy
INDIAN RAILWAY STANDARDS  INTEGRAL COACH FACTORY, CHENNAI - 600038							
					SHEET 1 OF 1	AAA14935	A3

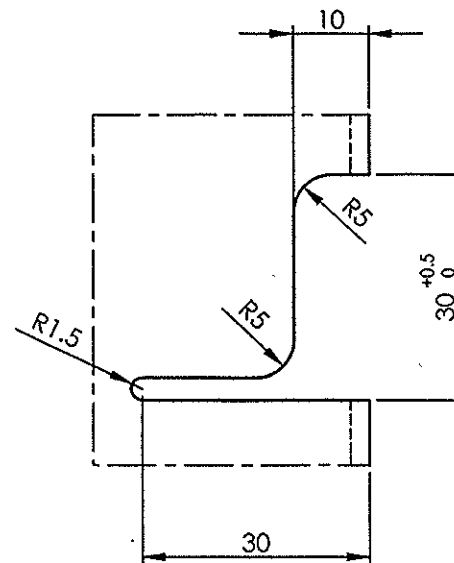
AAA14936

▽ ROUGH MACHINED	① ROUGH CLEANED
▽▽ FINISH MACHINED	①b BURRS REMOVED
▽▽▽ FINE FINISH MACHINED	⑱ CHAMFERED

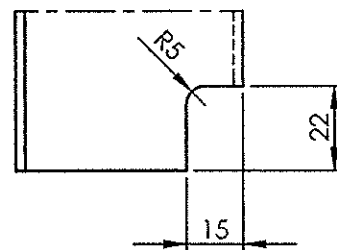
REVISIONS			
ALT.	ZONE	DESCRIPTION	APPROVED & DATE



SECTION A-A  
SCALE 1 : 2



DETAIL B  
SCALE 1 : 1


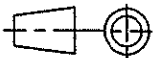


DETAIL C  
SCALE 1 : 2

ALL DIMENSIONS ARE IN mm UNLESS OTHERWISE SPECIFIED. FOR UNTOLERANCED DIMENSIONS AND ROUGHNESS VALUES, REFER DRAWING NO ICF/STD-9-0-001.  
ANY MANUAL ALTERATION SHALL AUTOMATICALLY RENDER THIS DRAWING INVALID. WELDING SYMBOLS ARE AS PER IS: 813-1986.  
WEIGHT GIVEN IN DRAWING IS FOR INDICATIVE PURPOSE ONLY

REF.DRG.NO.2 10113.0.20.112.105

	30-10-2014	<i>B. Udaya</i>
DATE OF LATEST ALT.	DATE OF FIRST ISSUE	AME/SME

1	PILLAR	2.5x125.4x728	1		RDSO/SPEC C-K201 X2CrNi12	1.801	
QTY	DESCRIPTION	DIMENSIONS	ITEM NO.	REF. DRGS	MATL.SPEC.	WT/UNIT IN KGS	REMARKS
GROUP: 1-4 SIDE WALL ASSEMBLY		SURFACE AREA IN Sq.m.:0.185			WT/ASSY IN Kgs:		
PILLAR					SCALE	SSE/D	
					1:5	CHD	
					ALT.	ALTD	
						DRN	A.Palanichamy
INDIAN RAILWAY STANDARDS  INTEGRAL COACH FACTORY, CHENNAI - 600038							
					SHEET 1 OF 1		AAA14936

AAA14937

▽ ROUGH MACHINED

▽▽ FINISH MACHINED

▽▽▽ FINE FINISH MACHINED

① ROUGH CLEANED

② BURRS REMOVED

③ CHAMFERED

## REVISIONS

ALT.

ZONE

DESCRIPTION

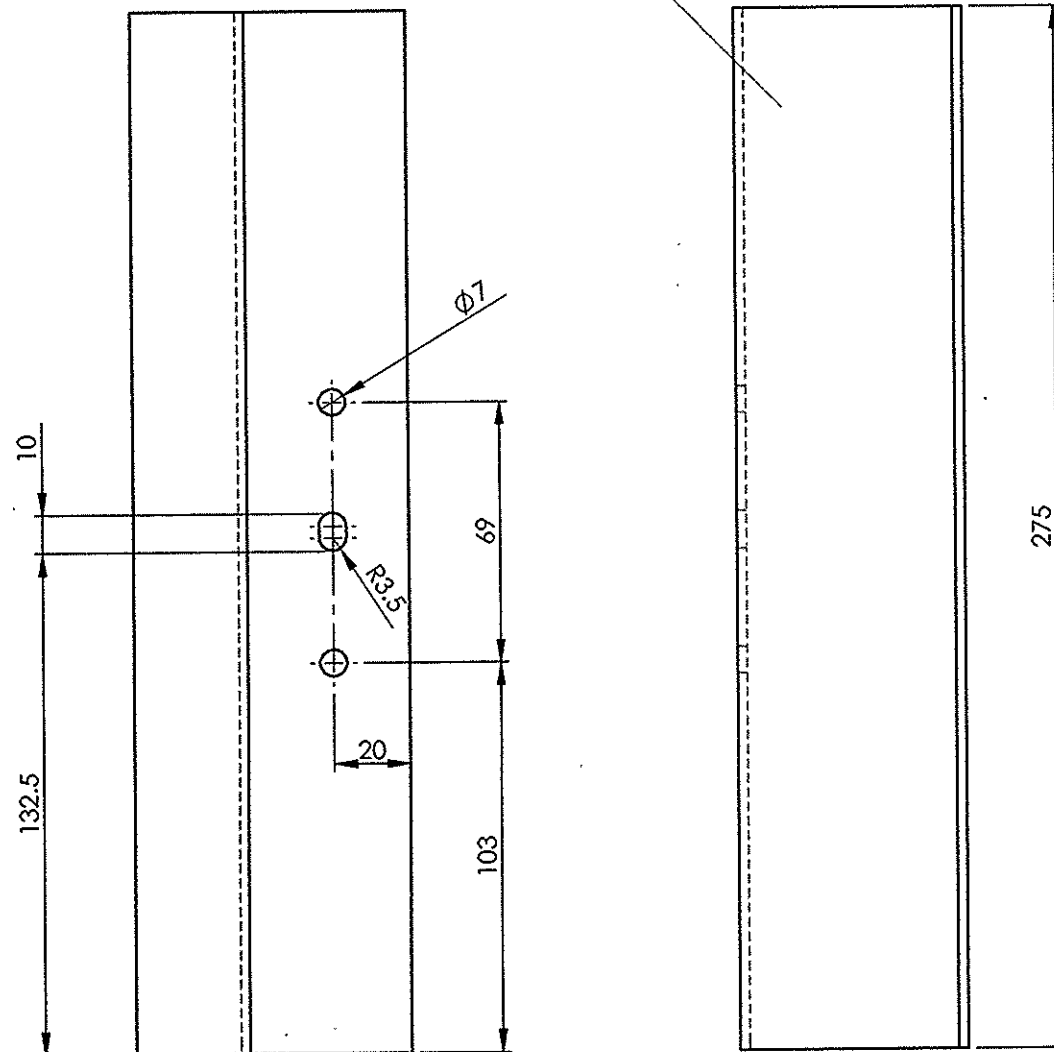
APPROVED &  
DATE

a

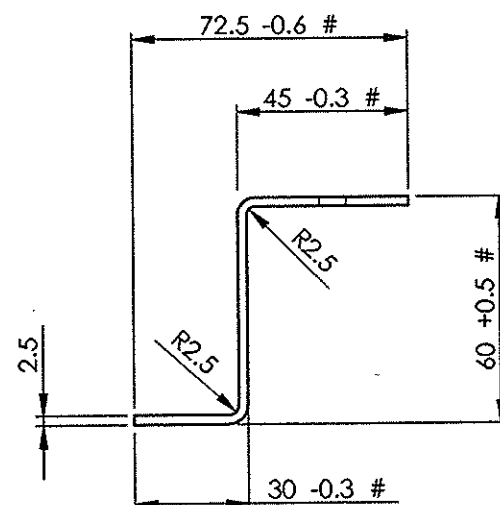
LOCATION OF ELIPTICAL HOLE REVISED.



1

**NOTE:**

# 1. MANDATORY MANUFACTURING ALLOWANCES.



REF.DRG.NO.2 10113.0.20.112.106 Alt A

-1-2015


-10-2014

AME/SME

DATE OF LATEST ALT.

DATE OF FIRST ISSUE

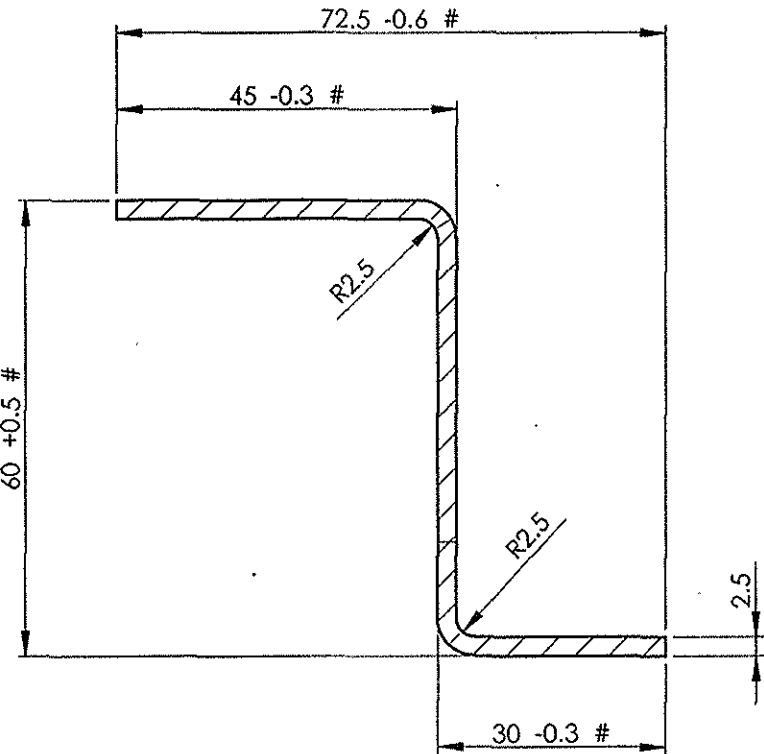
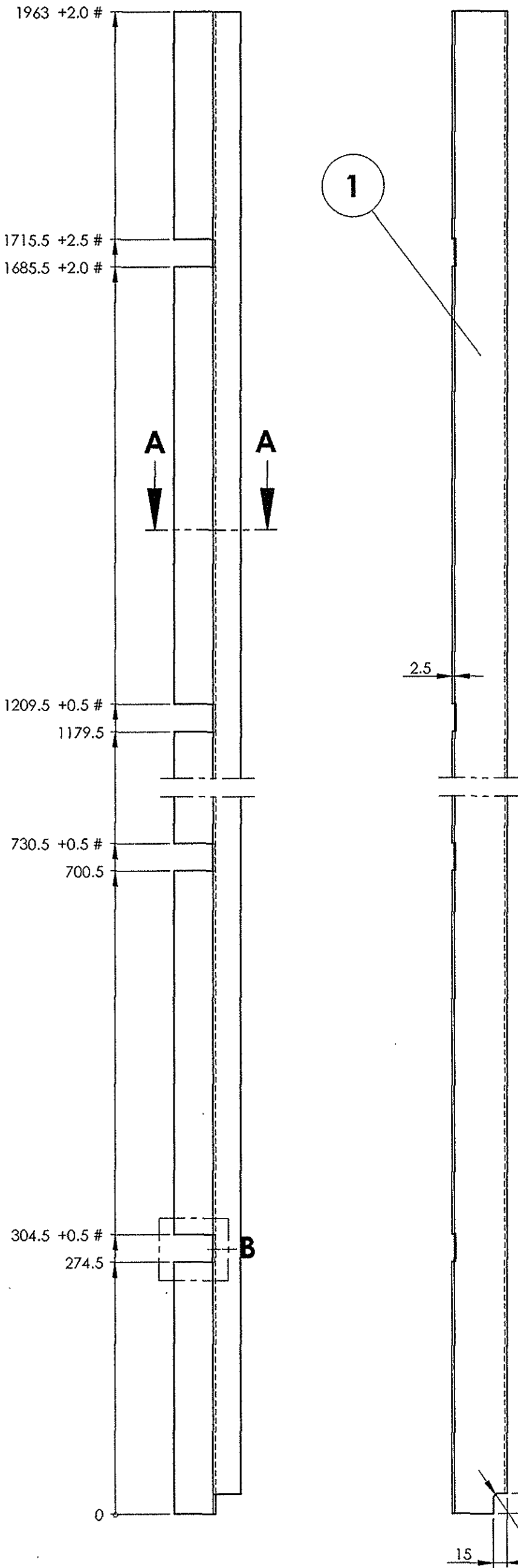
AME/SME

1	PILLAR	2.5x125.4x275	1		RDSO/SPEC C-K201 X2CrNi12	0.695	
QTY	DESCRIPTION	DIMENSIONS	ITEM NO.	REF. DRGS	MATL.SPEC.	WT/UNIT IN KGS	REMARKS
GROUP: 1-4 SIDE WALL ASSEMBLY		SURFACE AREA IN Sq.m.:0.072			WT/ASSY IN Kgs:		
PILLAR					SCALE	SSE/D	
					1:2	CHD	
					ALT. a	ALTD	A.Palanichamy
						DRN	A.Palanichamy
INDIAN RAILWAY STANDARDS  INTEGRAL COACH FACTORY, CHENNAI - 600038				SHEET 1 OF 1			
					AAA14937		A3

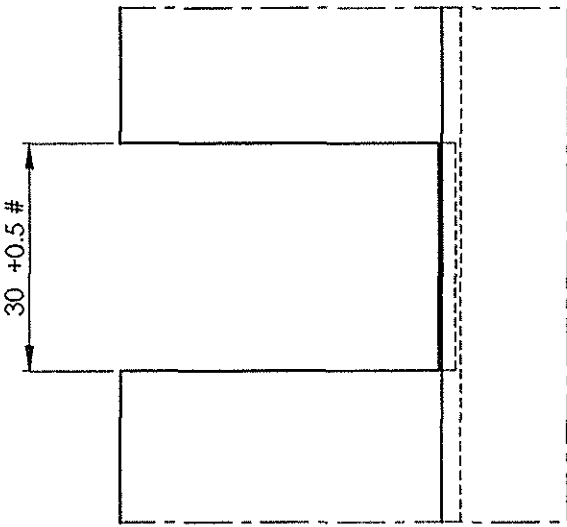
AAA14938

▽ ROUGH MACHINED	01	ROUGH CLEANED
▽▽ FINISH MACHINED	01b	BURRS REMOVED
▽▽▽ FINE FINISH MACHINED	18	CHAMFERED

REVISIONS				APPROVED & DATE	
ALT.	ZONE	DESCRIPTION			



SECTION A-A  
SCALE 1 : 1



DETAIL B  
SCALE 1 : 1

NOTE:

# 1. MANDATORY MANUFACTURING ALLOWANCES.

1	PILLAR	2.5x125.4x1963	1		RDSO/SPEC C-K201 X2CrNi12	4.854	
QTY.	DESCRIPTION	DIMENSIONS	ITEM NO.	REF. DRGS	MATL.SPEC.	WT/UNIT IN KGS	REMARKS
GROUP: 1-4 SIDEWALL ASSEMBL		SURFACE AREA IN Sq.m.: 0.497			WT/ASSY IN Kgs:		
PILLAR					SCALE 1:5	SSE/D	
						CHD	
					ALT	ALTD	
						DRN	P.MURUGAN
INDIAN RAILWAY STANDARDS INTEGRAL COACH FACTORY, CHENNAI - 600038					SHEET 1 OF 1		A2

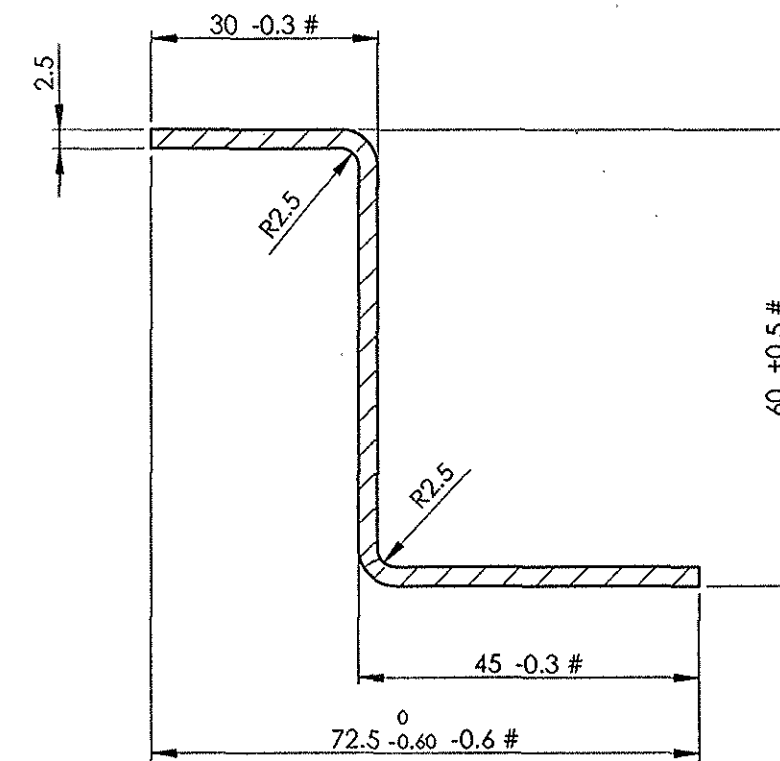
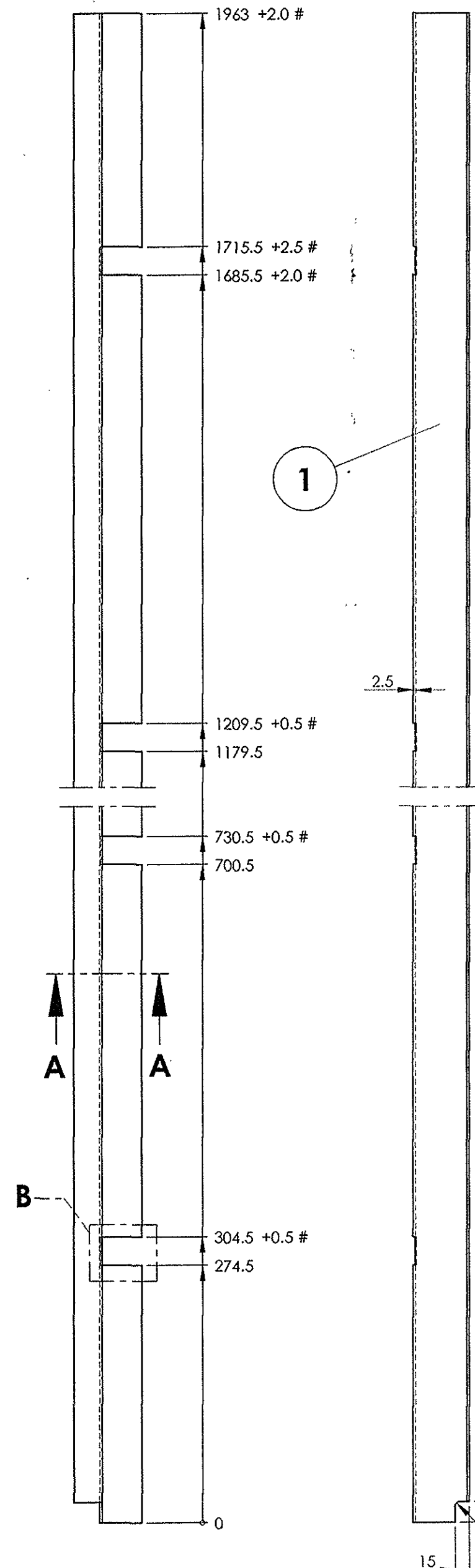
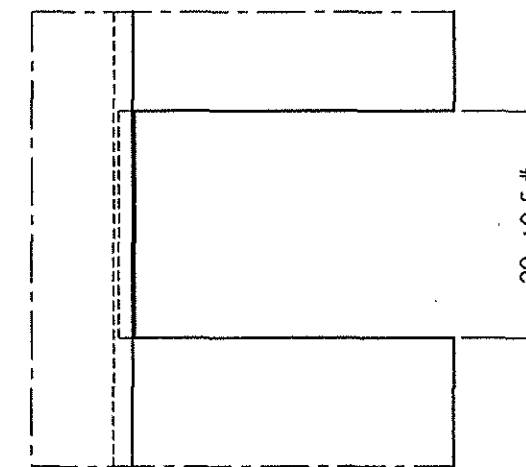
ALL DIMENSIONS ARE IN mm UNLESS OTHERWISE SPECIFIED. FOR UNTOLERANCED DIMENSIONS AND ROUGHNESS VALUES, REFER DRAWING NO. ICF/STD-9-0-001.  
ANY MANUAL ALTERATION SHALL AUTOMATICALLY RENDER THIS DRAWING INVALID. WELDING SYMBOLS ARE AS PER IS:813-1986. WEIGHT GIVEN IN DRAWING IS FOR INDICATIVE PURPOSE ONLY.

REF.DRG.NO.2 11013.0.20.112.108 Alt A

AAA14939

▽ ROUGH MACHINED	⊖ ROUGH CLEANED
▽▽ FINISH MACHINED	⊖b BURRS REMOVED
▽▽▽ FINE FINISH MACHINED	⊖(R) CHAMFERED

REVISIONS				APPROVED & DATE	
ALT.	ZONE	DESCRIPTION			

SECTION A-A  
SCALE 1:1DETAIL B  
SCALE 1:1**NOTE:**

# 1. MANDATORY MANUFACTURING ALLOWANCES.

1	PILLAR	2.5x125.4x1963	1		RDSO/SPEC C-K201X2CIN112	4.854	
QTY.	DESCRIPTION	DIMENSIONS	ITEM NO.	REF. DRGS	MATL.SPEC.	WT/UNIT IN KGS	REMARKS
GROUP: 1-4 SIDEWALL ASSEMBL		SURFACE AREA IN Sq.m.:			WT/ASSY IN Kgs:4.854		
PILLAR					SCALE 1:10	SSE/D	
						CHD	
					ALT	ALTD	
						DRN	P.MURUGAN
INDIAN RAILWAY STANDARDS INTEGRAL COACH FACTORY, CHENNAI - 600038				SHEET 1 OF 1			
						AAA14939	A2

ALL DIMENSIONS ARE IN mm UNLESS OTHERWISE SPECIFIED. FOR UNTOLERANCED DIMENSIONS AND ROUGHNESS VALUES, REFER DRAWING NO ICF/STD-9-0-001.  
ANY MANUAL ALTERATION SHALL AUTOMATICALLY RENDER THIS DRAWING INVALID. WELDING SYMBOLS ARE AS PER IS:813-1986.

REF.DRG.NO.2 10113.0.20.112.109 Alt A

	-1-2015	
DATE OF LATEST ALT.	DATE OF FIRST ISSUE	AME/SME

AAA14940

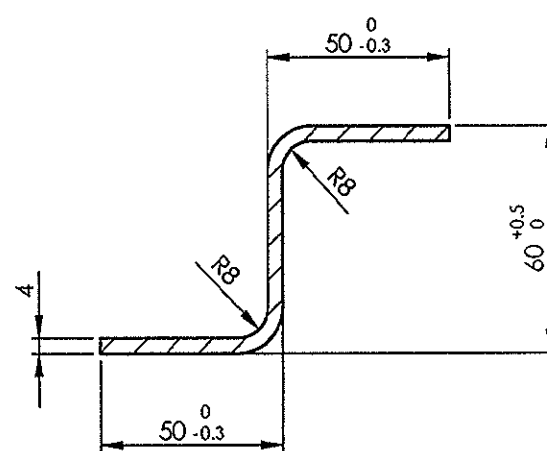
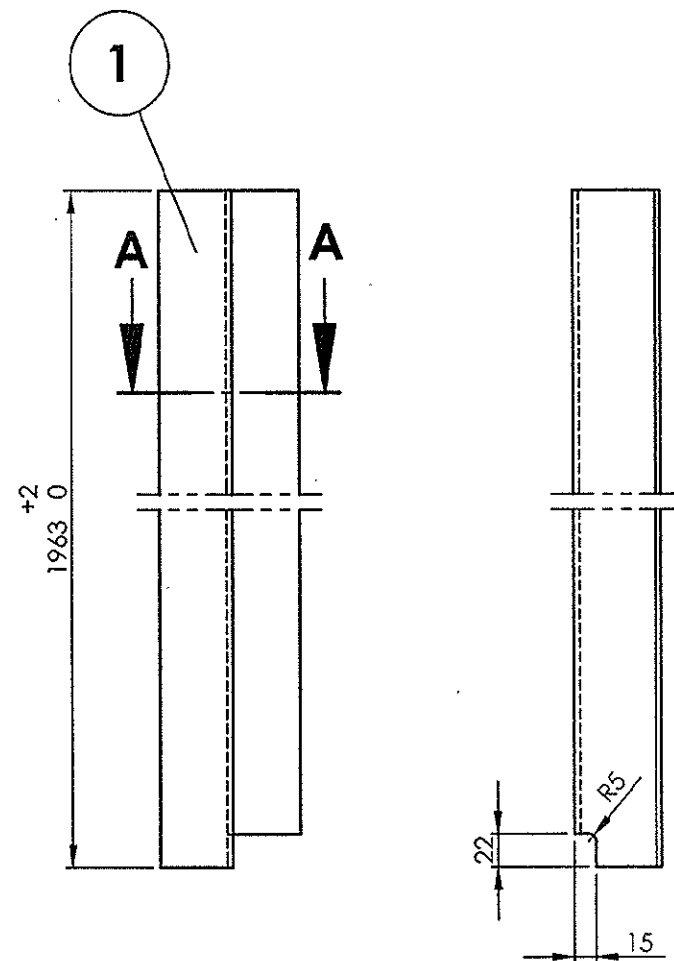
V ROUGH MACHINED	ROUGH CLEANED
▽ FINISH MACHINED	010 BURRS REMOVED
▽▽ FINE FINISH MACHINED	18 CHAMFERED

REVISIONS

ALT.

ZONE


DESCRIPTION

APPROVED &  
DATESECTION A-A  
SCALE 1 : 2

ALL DIMENSIONS ARE IN mm UNLESS OTHERWISE SPECIFIED. FOR UNTOLERANCED DIMENSIONS AND ROUGHNESS VALUES, REFER DRAWING NO ICF/STD-9-0-001.  
ANY MANUAL ALTERATION SHALL AUTOMATICALLY RENDER THIS DRAWING INVALID. WELDING SYMBOLS ARE AS PER IS: 813-1986.  
WEIGHT GIVEN IN DRAWING IS FOR INDICATIVE PURPOSE ONLY

REF.DRG.NO.2 11012.0.20.112.100

	30-10-2014	<i>[Signature]</i>
DATE OF LATEST ALT.	DATE OF FIRST ISSUE	AME/SME

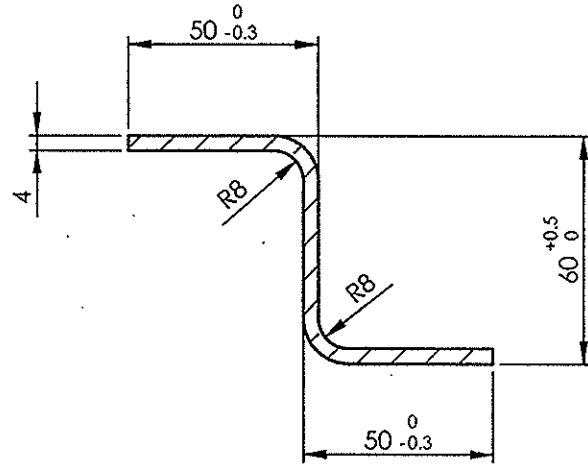
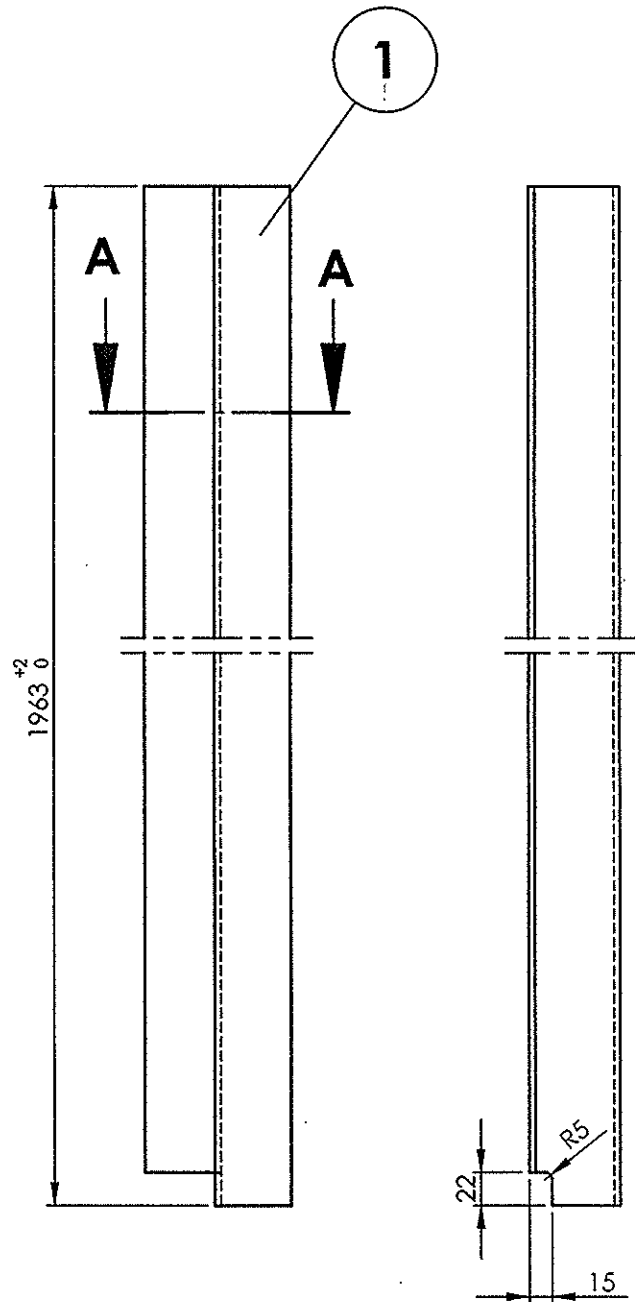
I	PILLAR	4x142x1963	1		RDSO/SPEC C- K201 X2CrNi12	8.969	
QTY	DESCRIPTION	DIMENSIONS	ITEM NO.	REF. DRGS	MATL.SPEC.	WT/UNIT IN KGS	REMARKS
GROUP: 1-4			SURFACE AREA IN Sq.m.:0.577		WT/ASSY IN Kgs:		
<div>PILLAR</div>					SCALE	SSE/D	
					1:5	CHD	
					ALT.	ALTD	
						DRN	A.Palanichamy
					<div>INDIAN RAILWAY STANDARDS</div> <div>INTEGRAL COACH FACTORY, CHENNAI - 600038</div>		
SHEET 1 OF 1							
AAA14940		A3					



AAA14941



▽ ROUGH MACHINED	○ ROUGH CLEANED
▽▽ FINISH MACHINED	⊖ BURRS REMOVED
▽▽▽ FINE FINISH MACHINED	⊘ CHAMFERED

REVISIONS			
ALT.	ZONE	DESCRIPTION	APPROVED & DATE



SECTION A-A  
SCALE 1 : 2

	30-10-2014	<i>[Signature]</i>
DATE OF LATEST ALT.	DATE OF FIRST ISSUE	AME/SME

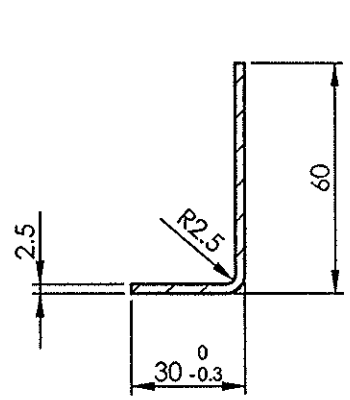
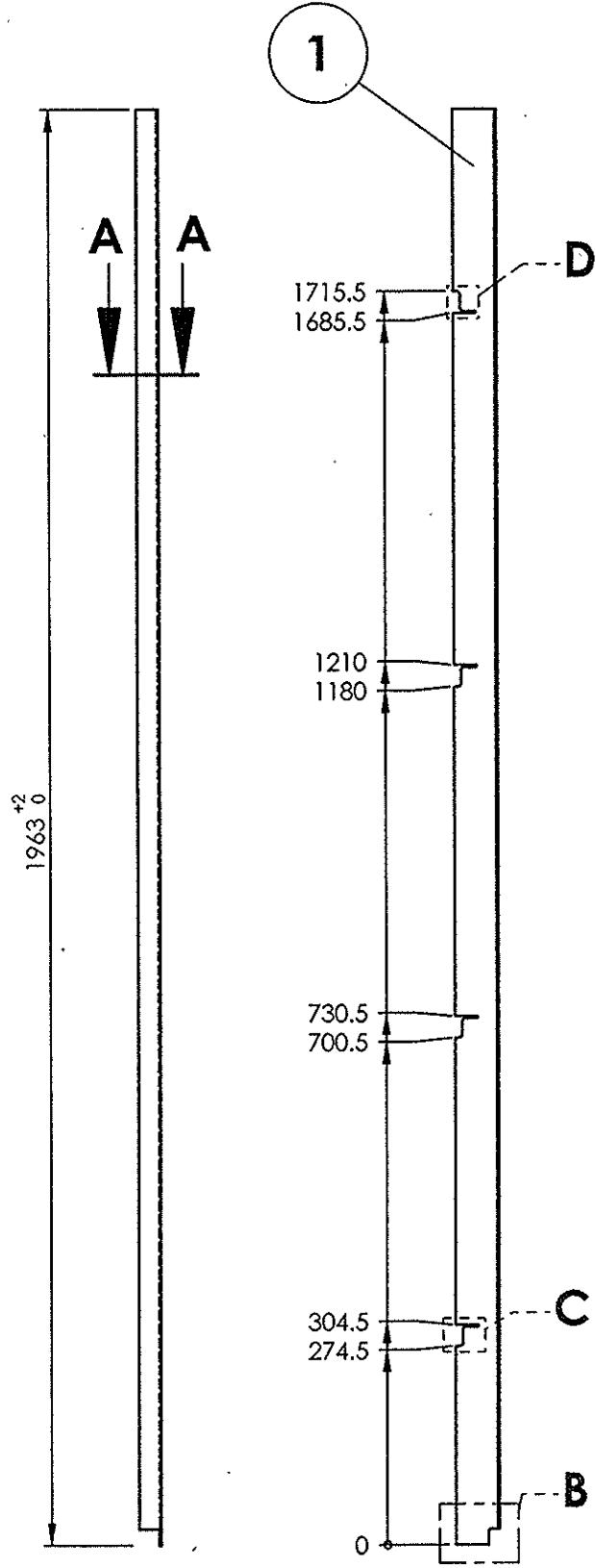
1	PILLAR	4x142x1963	1		RDSO/SPEC C-K201 X2CrNi12	8.969	
QTY	DESCRIPTION	DIMENSIONS	ITEM NO.	REF. DRGS	MATL.SPEC.	WT/UNIT IN KGS	REMARKS
GROUP: 1-4		SURFACE AREA IN Sq.m.:0.577			WT/ASSY IN Kgs:		
PILLAR					SCALE	SSE/D	
					1:5	CHD	
					ALT.	ALTD	
						DRN	A.Palanichamy
INDIAN RAILWAY STANDARDS				SHEET 1 OF 1			A3
INTEGRAL COACH FACTORY, CHENNAI - 600038					AAA14941		

ALL DIMENSIONS ARE IN mm UNLESS OTHERWISE SPECIFIED. FOR UNTOLERANCED DIMENSIONS AND ROUGHNESS VALUES, REFER DRAWING NO ICF/STD-9-0-001. ANY MANUAL ALTERATION SHALL AUTOMATICALLY RENDER THIS DRAWING INVALID. WELDING SYMBOLS ARE AS PER IS: 813-1986. WEIGHT GIVEN IN DRAWING IS FOR INDICATIVE PURPOSE ONLY

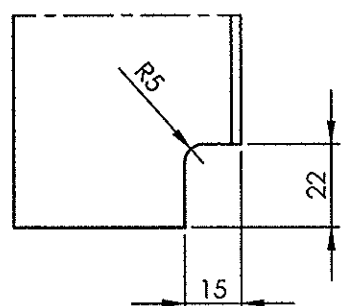
AAA14942

▽ ROUGH MACHINED	① ROUGH CLEANED
▽▽ FINISH MACHINED	①b BURRS REMOVED
▽▽▽ FINE FINISH MACHINED	⑱ CHAMFERED

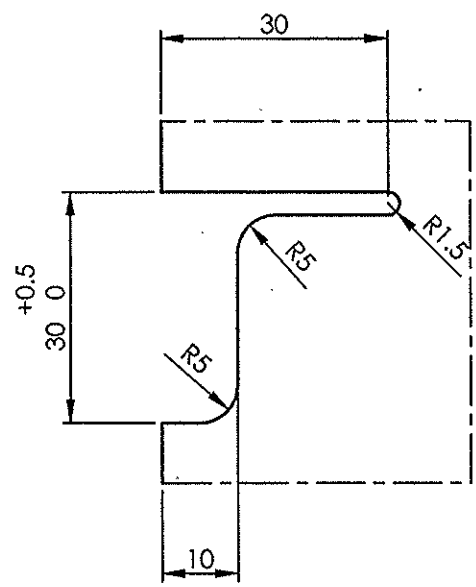
REVISIONS			
ALT.	ZONE	DESCRIPTION	APPROVED & DATE



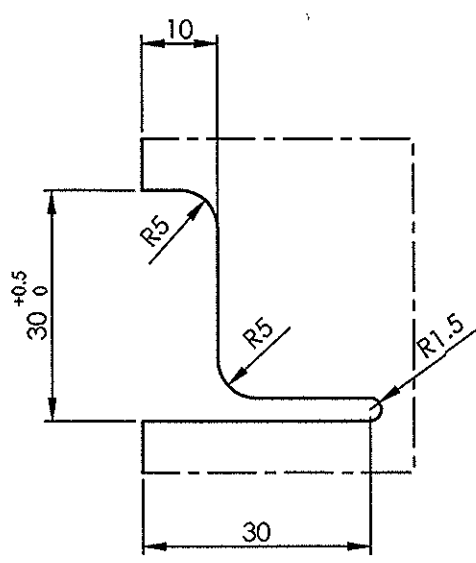
SECTION A-A  
SCALE 1 : 2




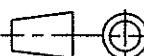
DETAIL B  
SCALE 1 : 2



DETAIL C  
SCALE 1 : 1



DETAIL D  
SCALE 1 : 1

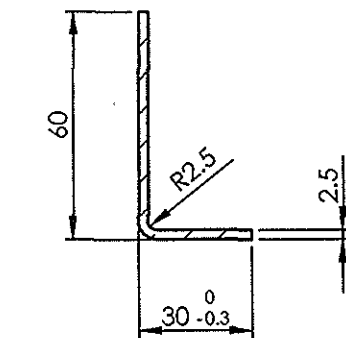
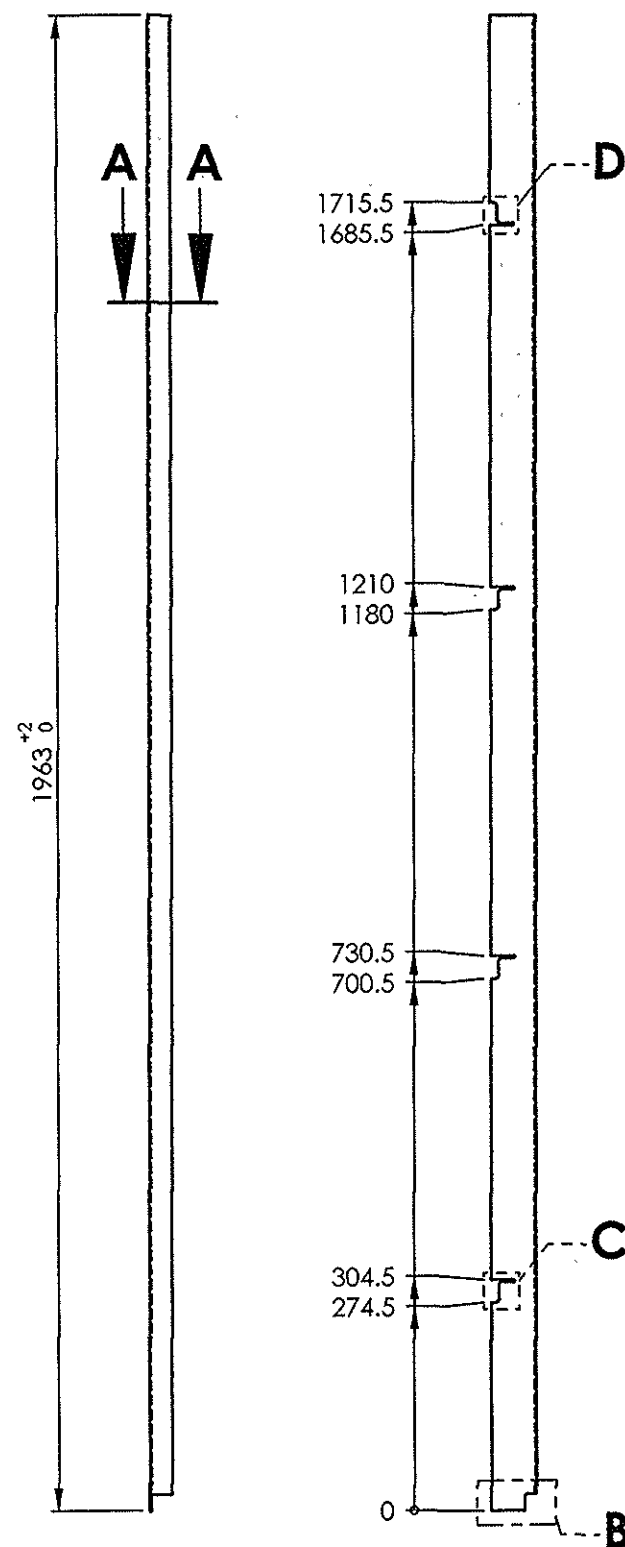
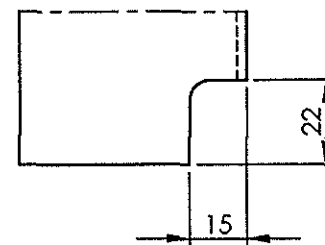
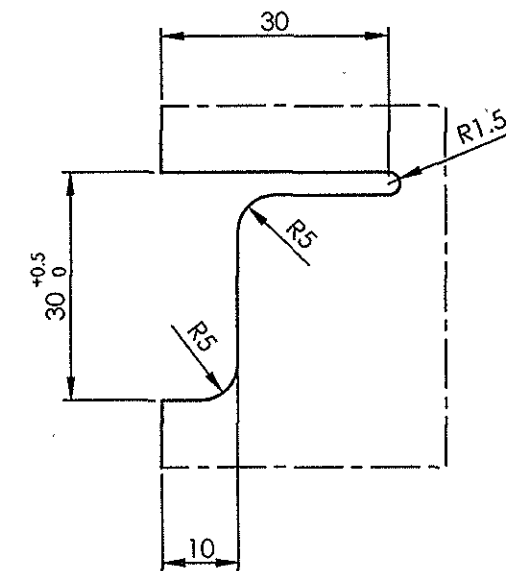
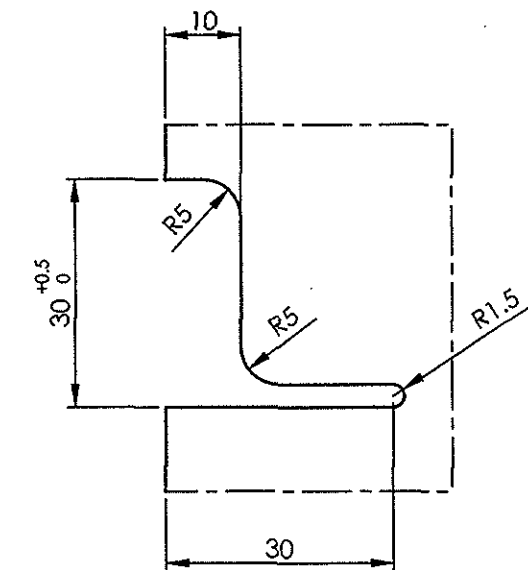
1	PILLAR	2.5x85x1963	1		RDSO/SPEC C-K201 X2CrNi12	3.325	
QTY	DESCRIPTION	DIMENSIONS	ITEM NO.	REF. DRGS	MATL.SPEC.	WT/UNIT IN KGS	REMARKS
GROUP: 1-4		SURFACE AREA IN Sq.m.:0.343			WT/ASSY IN Kgs:		
PILLAR					SCALE	SSE/D	
					1:10	CHD	
					ALT.	ALTD	
						DRN	A.Palanichamy
INDIAN RAILWAY STANDARDS  INTEGRAL COACH FACTORY, CHENNAI - 600038				SHEET 1 OF 1			
					AAA14942		A3



ALL DIMENSIONS ARE IN mm UNLESS OTHERWISE SPECIFIED. FOR UNTOLERANCED DIMENSIONS AND ROUGHNESS VALUES, REFER DRAWING NO ICF/STD-9-0-001.  
ANY MANUAL ALTERATION SHALL AUTOMATICALLY RENDER THIS DRAWING INVALID. WELDING SYMBOLS ARE AS PER IS: 813-1986.  
WEIGHT GIVEN IN DRAWING IS FOR INDICATIVE PURPOSE ONLY

AAA14943

▽ ROUGH MACHINED	① ROUGH CLEANED
▽▽ FINISH MACHINED	①b BURRS REMOVED
▽▽▽ FINE FINISH MACHINED	⑱ CHAMFERED

REVISIONS			
ALT.	ZONE	DESCRIPTION	APPROVED & DATE

SECTION A-A  
SCALE 1 : 2DETAIL B  
SCALE 1 : 2DETAIL C  
SCALE 1 : 1DETAIL D  
SCALE 1 : 1

1	PILLAR	2.5x85x1963	1		RDSO/SPEC C-K201 X2CrNi12	3.325	
QTY	DESCRIPTION	DIMENSIONS	ITEM NO.	REF. DRGS	MATL.SPEC.	WT/UNIT IN KGS	REMARKS
GROUP: 1-4		SURFACE AREA IN Sq.m.:0.343			WT/ASSY IN Kgs:		
PILLAR					SCALE	SSE/D	
					1:10	CHD	
					ALT.	ALTD	
						DRN	A.Palanichamy
INDIAN RAILWAY STANDARDS INTEGRAL COACH FACTORY, CHENNAI - 600038							
					SHEET 1 OF 1		AAA14943

ALL DIMENSIONS ARE IN mm UNLESS OTHERWISE SPECIFIED. FOR UNTOLERANCED DIMENSIONS AND ROUGHNESS VALUES, REFER DRAWING NO ICF/STD-9-0-001.  
ANY MANUAL ALTERATION SHALL AUTOMATICALLY RENDER THIS DRAWING INVALID. WELDING SYMBOLS ARE AS PER IS: 813-1986.  
WEIGHT GIVEN IN DRAWING IS FOR INDICATIVE PURPOSE ONLY

REF.DRG.NO.2 11012.0.20.112.103

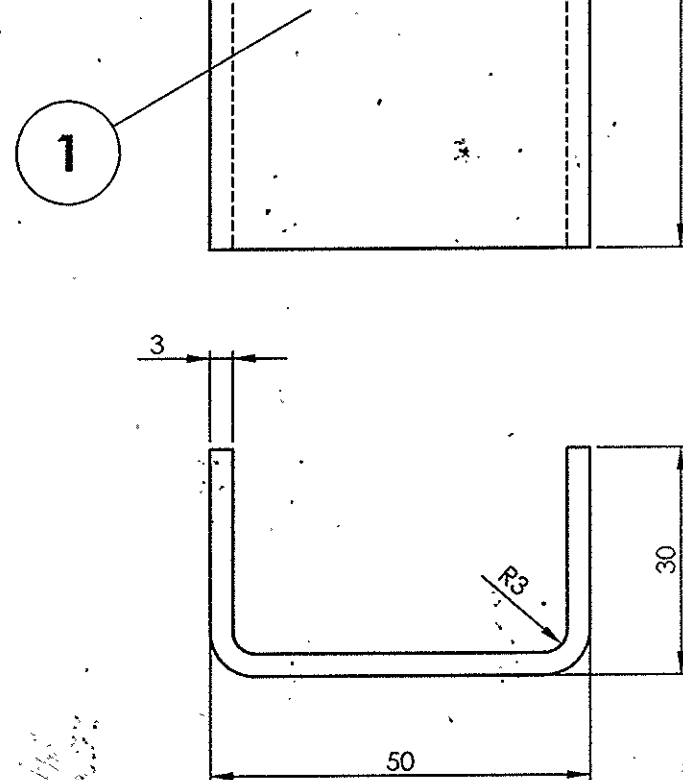
	30-10-2014	<i>P. V. V. V.</i>
DATE OF LATEST ALT.	DATE OF FIRST ISSUE	AME/SME



AAA14944

▽ ROUGH MACHINED	○ ROUGH CLEANED
▽▽ FINISH MACHINED	○ BURRS REMOVED
▽▽▽ FINE FINISH MACHINED	○ CHAMFERED

REVISIONS			
ALT.	ZONE	DESCRIPTION	APPROVED & DATE

ALL DIMENSIONS ARE IN mm UNLESS OTHERWISE SPECIFIED. FOR UNTOLERANCED DIMENSIONS AND ROUGHNESS VALUES, REFER DRAWING NO ICF/STD-9-0001.  
ANY MANUAL ALTERATION SHALL AUTOMATICALLY RENDER THIS DRAWING INVALID. WELDING SYMBOLS ARE AS PER IS: 813:1986.  
WEIGHT GIVEN IN DRAWING IS FOR INDICATIVE PURPOSE ONLY

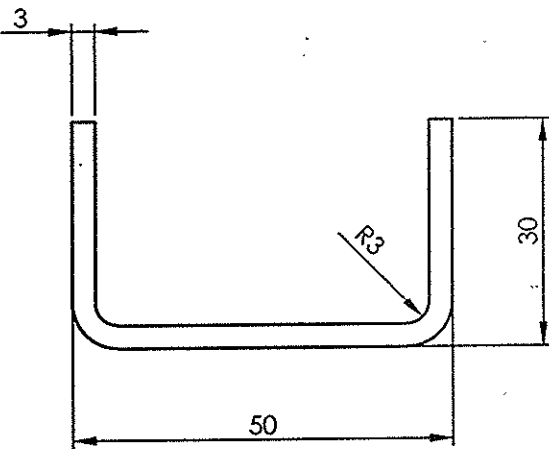
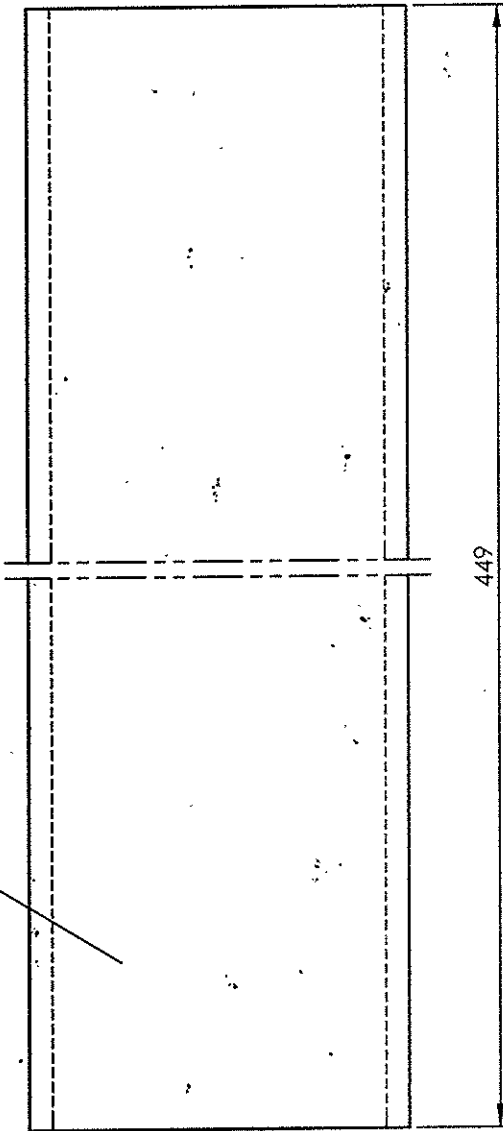


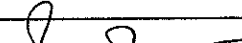

1	CHANNEL	3x98x475	1		RDSO/SPEC C-K201 X2CrNi12	1.142	
QTY	DESCRIPTION	DIMENSIONS	ITEM NO.	REF. DRGS	MATL.SPEC.	WT/UNIT IN KGS	REMARKS
GROUP: 1-4 SIDE WALL ASSEMBLY		SURFACE AREA IN Sq.m.:0.099			WT/ASSY IN Kgs:		
CHANNEL					SCALE	SSE/D	
					1:1	CHD	
					ALT.	ALTD	
						DRN	A.Palanichamy
INDIAN RAILWAY STANDARDS							
INTEGRAL COACH FACTORY, CHENNAI - 600038				SHEET 1 OF 1		AAA14944	
							A3

AAA14945

▽ ROUGH MACHINED	○ ROUGH CLEANED
▽▽ FINISH MACHINED	○ BURRS REMOVED
▽▽▽ FINE FINISH MACHINED	○ CHAMFERED

REVISIONS				APPROVED & DATE	
ALT.	ZONE	DESCRIPTION			



1	CHANNEL	3x98x449	1		RDSO/SPEC C-K201 X2CrNi12	1.079	
QTY	DESCRIPTION	DIMENSIONS	ITEM NO.	REF. DRGS	MATL.SPEC.	WT/UNIT IN KGS	REMARKS
GROUP: 1-4 SIDE WALL ASSEMBLY		SURFACE AREA IN Sq.m.:0.093			WT/ASSY IN Kgs:		
CHANNEL					SCALE	SSE/D	
					1:1	CHD	
					ALT.	ALTD	
						DRN	A.Palanichamy
INDIAN RAILWAY STANDARDS  INTEGRAL COACH FACTORY, CHENNAI - 600038							
					SHEET 1 OF 1	AAA14945	
							A3

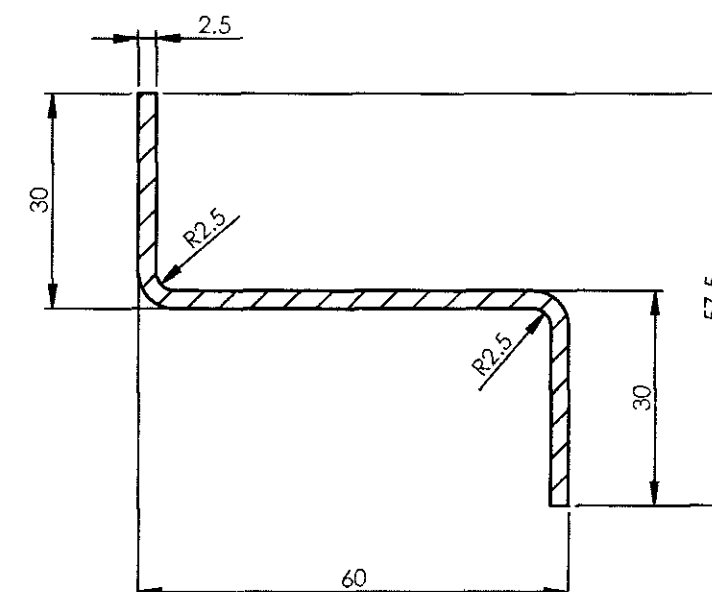
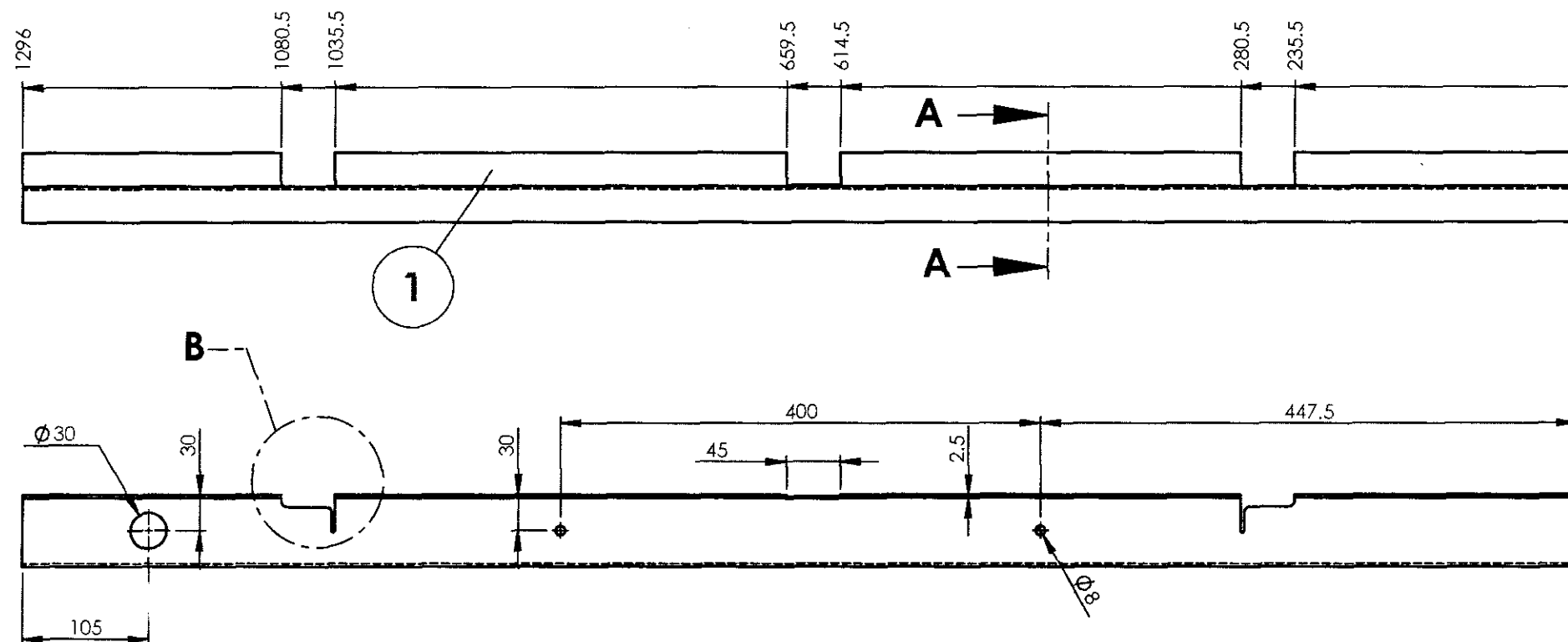
REF.DRG.NO.LP14110-ITEM-6 Alt

ALL DIMENSIONS ARE IN mm UNLESS OTHERWISE SPECIFIED. FOR UNTOLERANCED DIMENSIONS AND ROUGHNESS VALUES, REFER DRAWING NO ICF/STD-9-0-001.  
ANY MANUAL ALTERATION SHALL AUTOMATICALLY RENDER THIS DRAWING INVALID. WELDING SYMBOLS ARE AS PER IS: 813-1986.  
WEIGHT GIVEN IN DRAWING IS FOR INDICATIVE PURPOSE ONLY

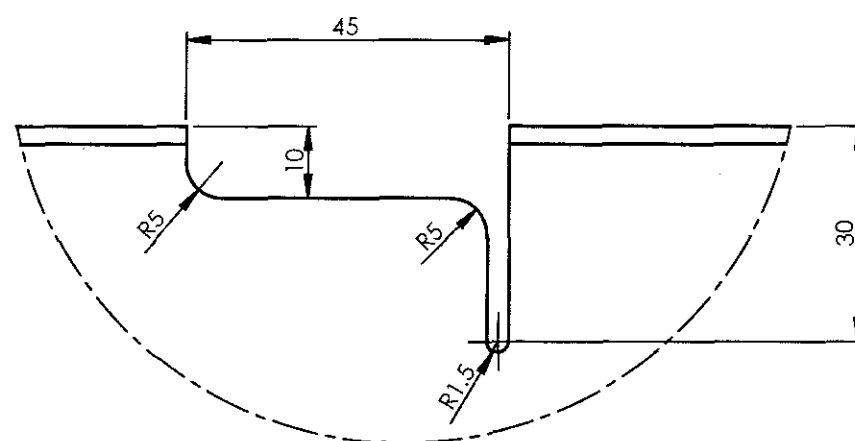
**AAA14946**

▽ ROUGH MACHINED	(31) ROUGH CLEANED
▽▽ FINISH MACHINED	(31b) BURRS REMOVED
▽▽▽ FINE FINISH MACHINED	(18) CHAMFERED


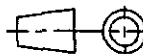
REVISIONS			
ALT.	ZONE	DESCRIPTION	APPROVED & DATE
a		ø30mm HOLE 1 NO. PROVIDED. NOTE DELETED.	



**SECTION A-A**  
**SCALE 1 : 1**



**DETAIL B**  
**SCALE 1 : 1**

1	HORIZONTAL MEMBER	2.5x110x1295.8	1		RDSO/SPEC C-K201 X2CrNi12	2.788	
QTY	DESCRIPTION	DIMENSIONS	ITEM NO.	REF. DRGS	MATL.SPEC.	WT/UNIT IN KGS	REMARKS
GROUP: 1-4 SIDEWALL ASSEMBLY		SURFACE AREA IN Sq.m.:0.287			WT/ASSY IN Kgs:		
HORIZONTAL MEMBER					SCALE	SSE/D	
					1:5	CHD	
					ALT.	ALTD	T.UKKIRAPANDIAN
					a	DRN	P.MURUGAN
INDIAN RAILWAY STANDARDS							
INTEGRAL COACH FACTORY, CHENNAI - 600038				SHEET 1 OF 1	AAA14946		
					A3		

ALL DIMENSIONS ARE IN mm UNLESS OTHERWISE SPECIFIED. FOR UNTOLERANCED DIMENSIONS AND ROUGHNESS VALUES, REFER DRAWING NO ICF/STD-9-0-001. MANY MANUAL ALTERATION SHALL AUTOMATICALLY RENDER THIS DRAWING INVALID. WELDING SYMBOLS ARE AS PER IS: 813-1986.

WEIGHT GIVEN IN DRAWING IS FOR INDICATIVE PURPOSE ONLY

▽	ROUGH MACHINED
▽▽	FINISH MACHINED
▽▽▽	FINE FINISH MACHINED

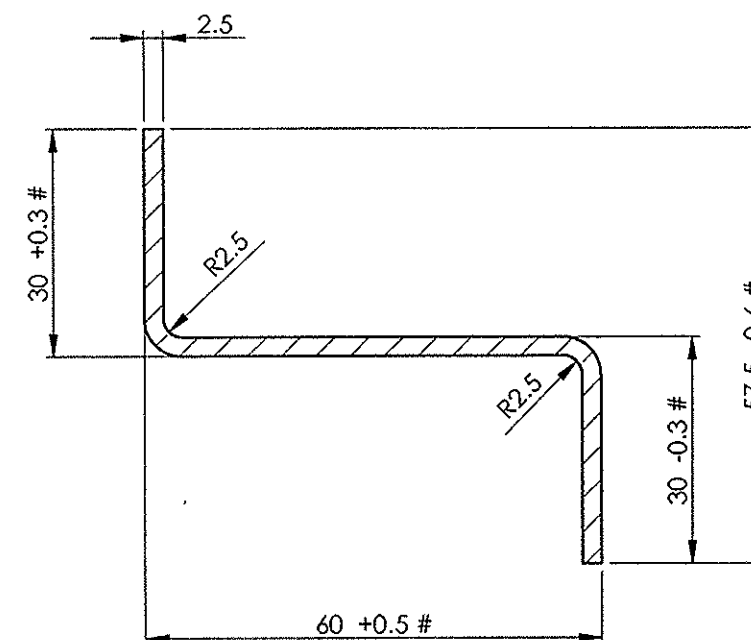
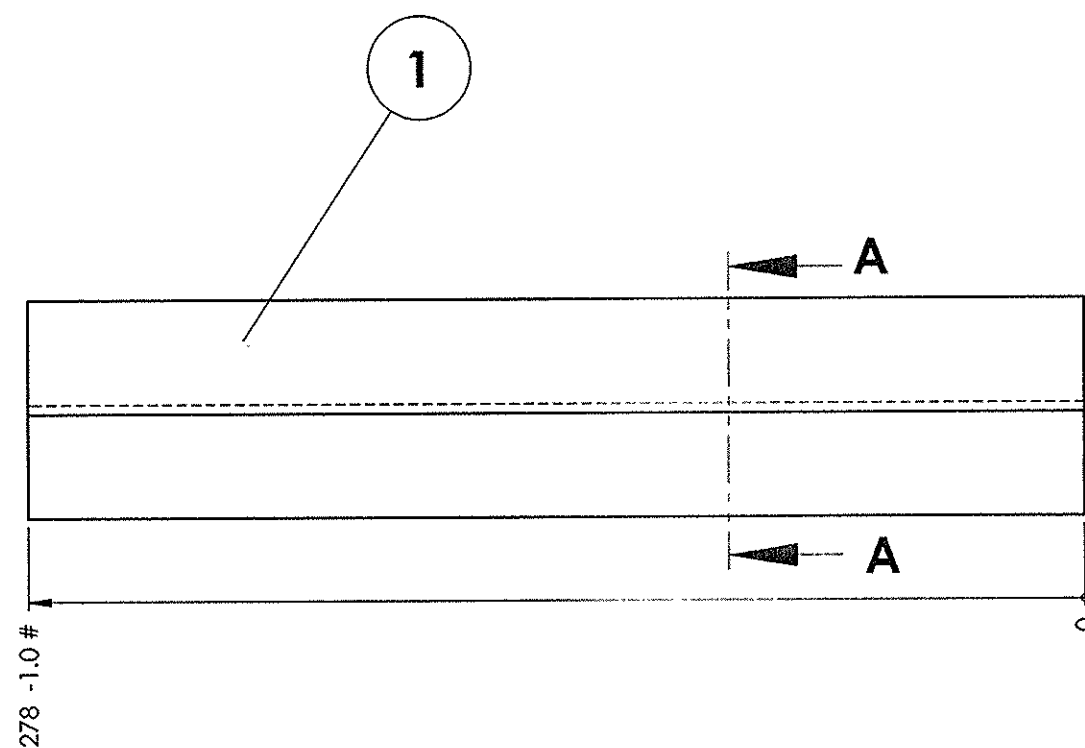
⑤	ROUGH CLEANED
⑥	BURRS REMOVED
⑧	CHAMFERED

ALT.

ZONE

### DESCRIPTION

APPROVED &  
DATE



**SECTION A-A**  
**SCALE 1 : 1**

**NOTE:**

# 1. MANDATORY MANUFACTURING ALLOWANCES.

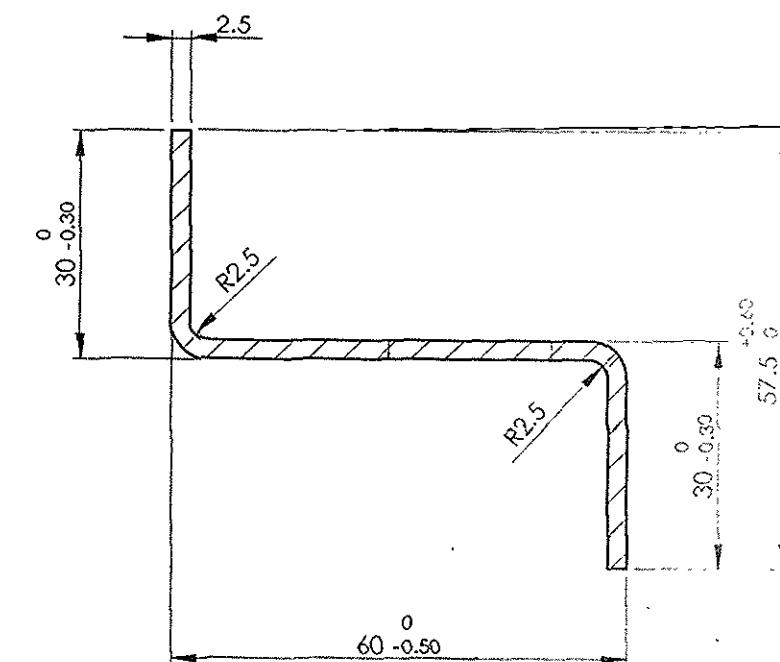
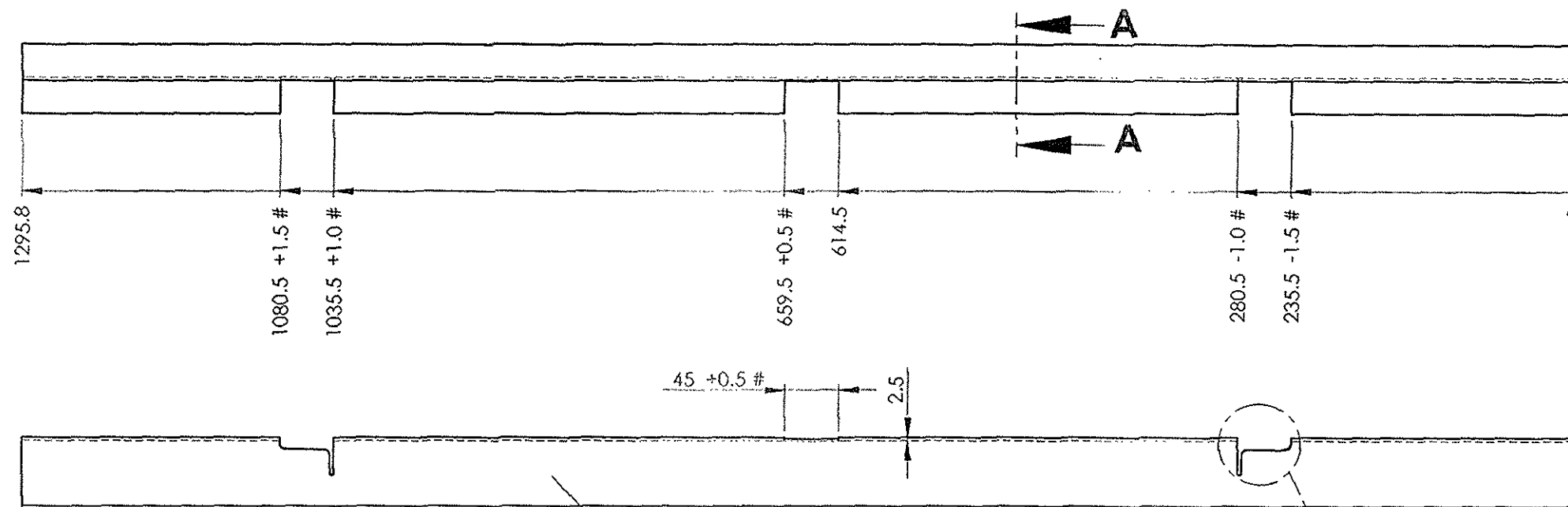
1	HORIZONTAL MEMBER	2.5x110.4x278	1		RDSO/SPEC C-K201 X2CrNi12	0.622	
QTY.	DESCRIPTION	DIMENSIONS	ITEM NO.	REF. DRGS	MATL.SPEC.	WT/UNIT IN KGS	REMARKS
GROUP: 1-4 SIDEWALL ASSEMBLY		SURFACE AREA IN Sq.m.:0.064			WT/ASSY IN Kgs:		
HORIZONTAL MEMBER					SCALE	SSE/D	
					1:2	CHD	
					ALT.	ALTD	P.MURUGAN
						DRN	
INDIAN RAILWAY STANDARDS INTEGRAL COACH FACTORY, CHENNAI - 600038				SHEET 1 OF 1			
					AAA14947		
					A3		

ALL DIMENSIONS ARE IN MM UNLESS OTHERWISE SPECIFIED. FOR UNTOLERANCED DIMENSIONS AND ROUGHNESS VALUES, REFER DRAWING NO ICF/STD-9-0-001.  
ANY MANUAL ALTERATION SHALL AUTOMATICALLY RENDER THIS DRAWING INVALID. WELDING SYMBOLS ARE AS PER IS: 813-1986.  
WEIGHT GIVEN IN DRAWING IS FOR INDICATIVE PURPOSE ONLY

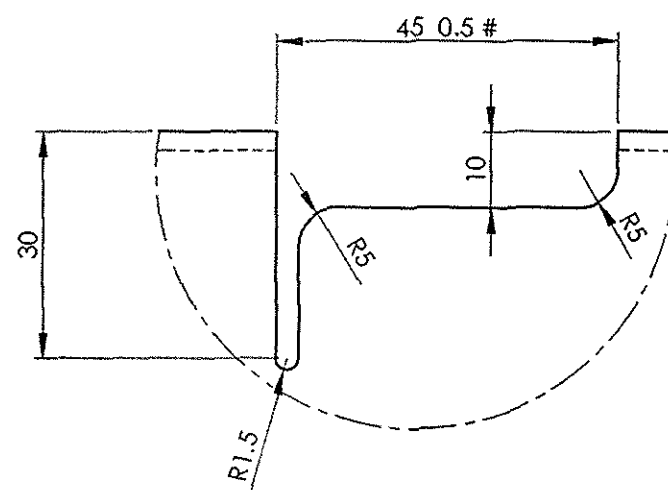
AAA14948

▽ ROUGH MACHINED	③ ROUGH CLEANED
▽▽ FINISH MACHINED	④ BURRS REMOVED
▽▽▽ FINE FINISH MACHINED	⑧ CHAMFERED

REVISIONS				APPROVED & DATE	
ALT.	ZONE	DESCRIPTION			

SECTION A-A  
SCALE 1 : 1**NOTE:**

# 1. MANDATORY MANUFACTURING ALLOWANCES.

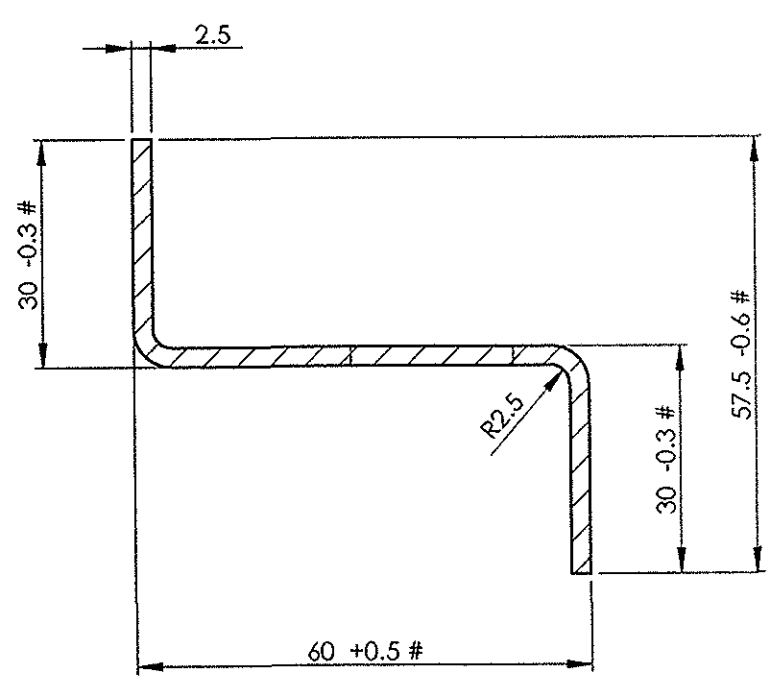
DETAIL B  
SCALE 1 : 1

1	HORIZONTAL MEMBER	2.5x110.4x1295.8	1		RDSO/SPEC C-K201 X2CrNi12	2.805			
QTY.	DESCRIPTION	DIMENSIONS	ITEM NO.	REF. DRGS	MATL.SPEC.	WT/UNIT IN KGS	REMARKS		
GROUP: 1-4 SIDEWALL ASSEMBLY		SURFACE AREA IN Sq.m.:0.288			WT/ASSY IN Kgs:				
HORIZONTAL MEMBER					SCALE	SSE/D			
					1:5	CH/D			
					ALT.	ALTD			
						DRN		P.MURUGAN	
INDIAN RAILWAY STANDARDS									
INTEGRAL COACH FACTORY, CHENNAI - 600038					SHEET 1 OF 1			AAA14948	A2



▽ ROUGH MACHINED	①' ROUGH CLEANED
▽▽ FINISH MACHINED	②' BURRS REMOVED
▽▽▽ FINE FINISH MACHINED	③' CHAMFERED

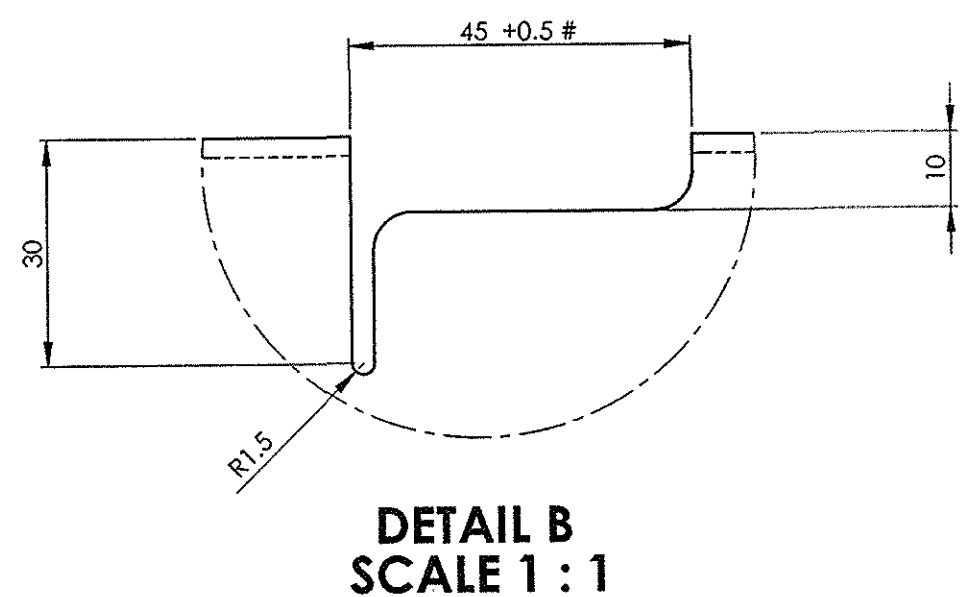
REVISIONS			
ALT.	ZONE	DESCRIPTION	APPROVED & DATE



**SECTION A-A**  
**SCALE 1 : 1**

**NOTE:**

# 1. MANDATORY MANUFACTURING ALLOWANCES.



**DETAIL B**  
**SCALE 1 : 1**

1	HORIZONTAL MEMBER	2.5x110.4x1295.8	1		RDSO/SPEC C-K201 X2CrNi12	2.796	
QTY.	DESCRIPTION	DIMENSIONS	ITEM NO.	REF. DRGS	MATL.SPEC.	WT/UNIT IN KGS	REMARKS
GROUP: 1-4 SIDEWALL ASSEMBLY		SURFACE AREA IN Sq.m.:0.287			WT/ASSY IN Kgs:		
HORIZONTAL MEMBER					SCALE	SSE/D	
					1:5	CHD	
					ALT.	ALTD	
						DRN	P.MURUGAN
INDIAN RAILWAY STANDARDS INTEGRAL COACH FACTORY, CHENNAI - 600038				SHEET 1 OF 1			
					AAA14949		
					A3		

ALL DIMENSIONS ARE IN mm UNLESS OTHERWISE SPECIFIED. FOR UNTOLERANCED DIMENSIONS AND ROUGHNESS VALUES, REFER DRAWING NO ICF/STD-9-0-001.  
ANY MANUAL ALTERATION SHALL AUTOMATICALLY RENDER THIS DRAWING INVALID. WELDING SYMBOLS ARE AS PER IS: 813-1986.

WEIGHT GIVEN IN DRAWING IS FOR INDICATIVE PURPOSE ONLY

129

REF.DRG.NO.2 10113.0.20.113.121 Alt nil

	-1-2015	<i>[Signature]</i>
DATE OF LATEST ALT.	DATE OF FIRST ISSUE	AME/SME

AAA14950

▽ ROUGH MACHINED

▽▽ FINISH MACHINED

▽▽▽ FINE FINISH MACHINED

① ROUGH CLEANED

② BURRS REMOVED

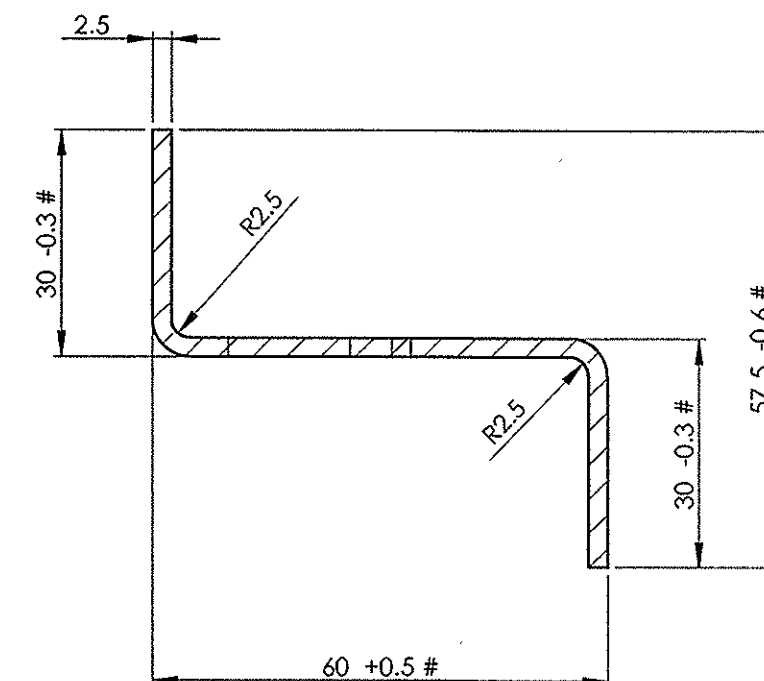
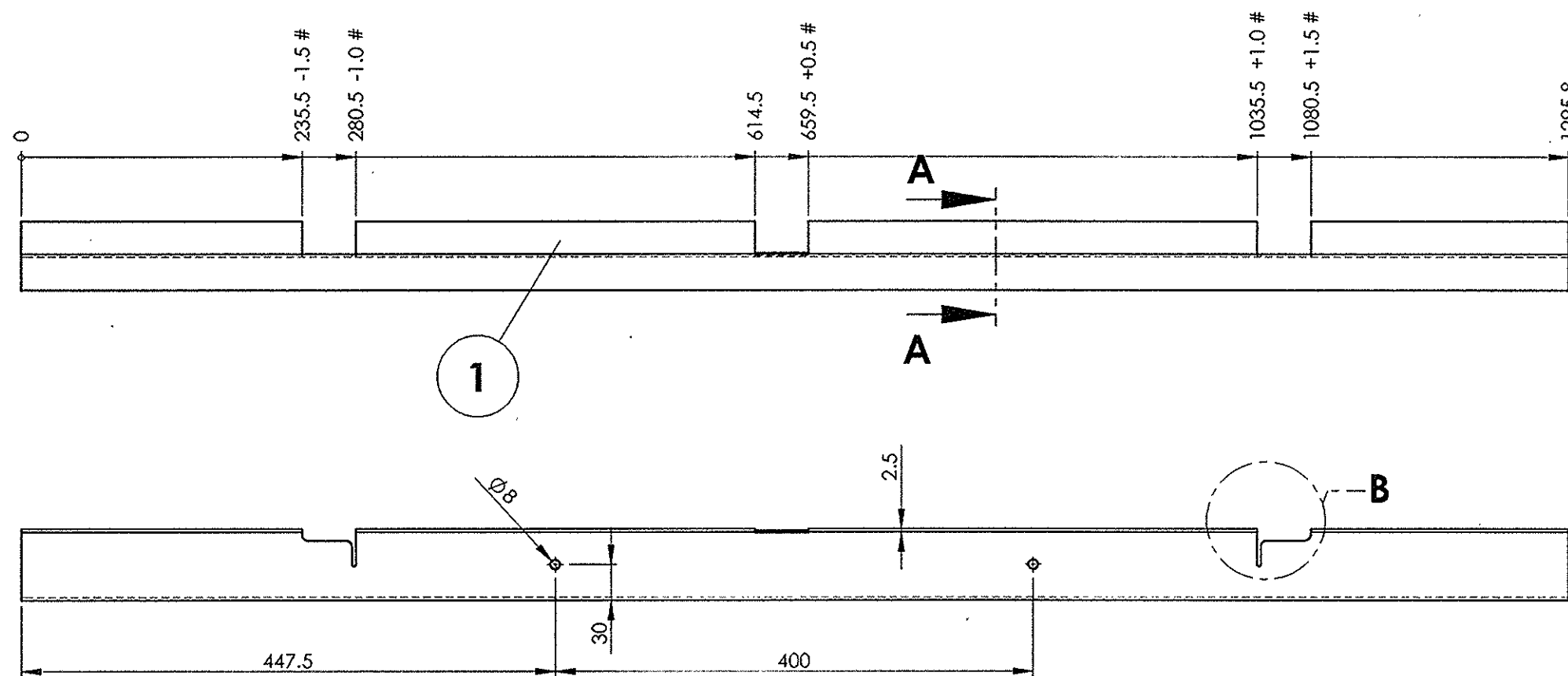
③ CHAMFERED

REVISIONS

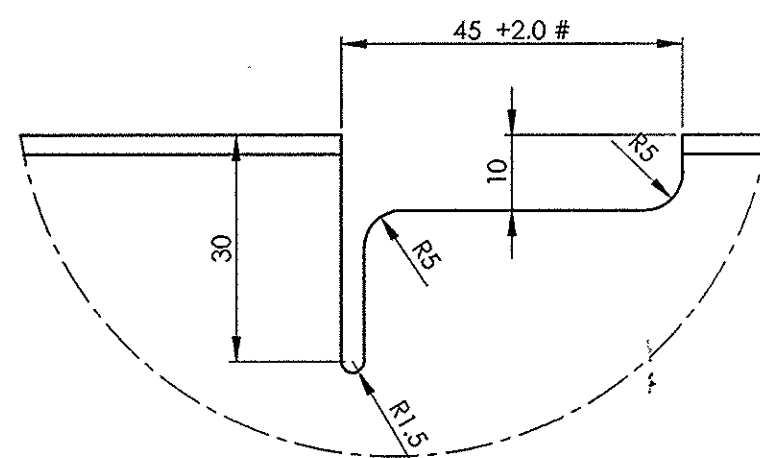
ALT.

ZONE

DESCRIPTION

APPROVED &  
DATESECTION A-A  
SCALE 1 : 1**NOTE:**

# 1. MANDATORY MANUFACTURING ALLOWANCES.

DETAIL B  
SCALE 1 : 1



ALL DIMENSIONS ARE IN mm UNLESS OTHERWISE SPECIFIED. FOR UNTOLERANCED DIMENSIONS AND ROUGHNESS VALUES, REFER DRAWING NO ICF/STD-9-0-001.  
ANY MANUAL ALTERATION SHALL AUTOMATICALLY RENDER THIS DRAWING INVALID. WELDING SYMBOLS ARE AS PER IS: 813-1986.  
WEIGHT GIVEN IN DRAWING IS FOR INDICATIVE PURPOSE ONLY

REF.DRG.NO.2 10113.0.20.113.129 Alt. A

DATE OF LATEST ALT.

DATE OF FIRST ISSUE

AME/SME

1	HORIZONTAL MEMBER	2.5x110.4x1295.8	1		RDSO/SPEC C-K201 X2CrNi12	2.803	
QTY.	DESCRIPTION	DIMENSIONS	ITEM NO.	REF. DRGS	MATL.SPEC.	WT/UNIT IN KGS	REMARKS
GROUP: 1-4 SIDEWALL ASSEMBLY		SURFACE AREA IN Sq.m.:0.288			WT/ASSY IN Kgs:		
HORIZONTAL MEMBER					SCALE	SSE/D	
					1:5	CHD	
					ALT.	ALTD	
						DRN	P.MURUGAN
INDIAN RAILWAY STANDARDS INTEGRAL COACH FACTORY, CHENNAI - 600038							
					SHEET 1 OF 1	AAA14950	
							A3

AAA14951

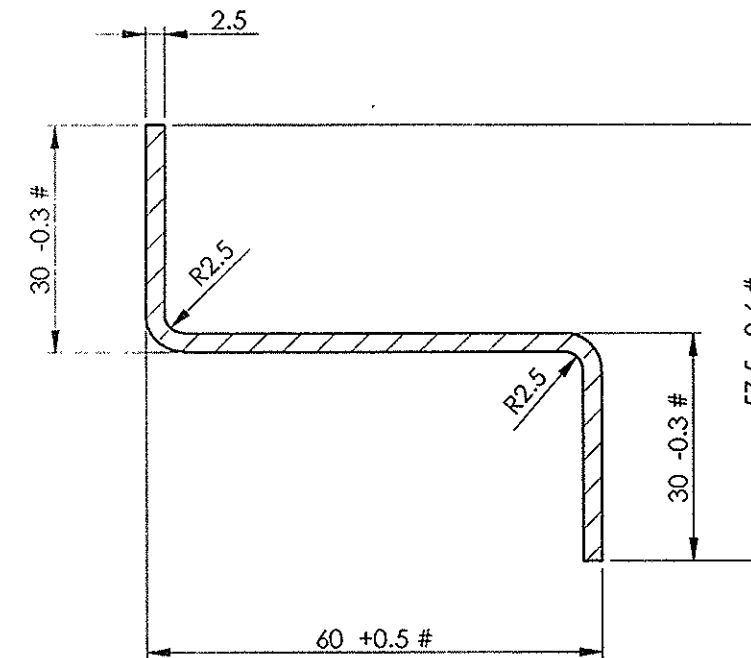
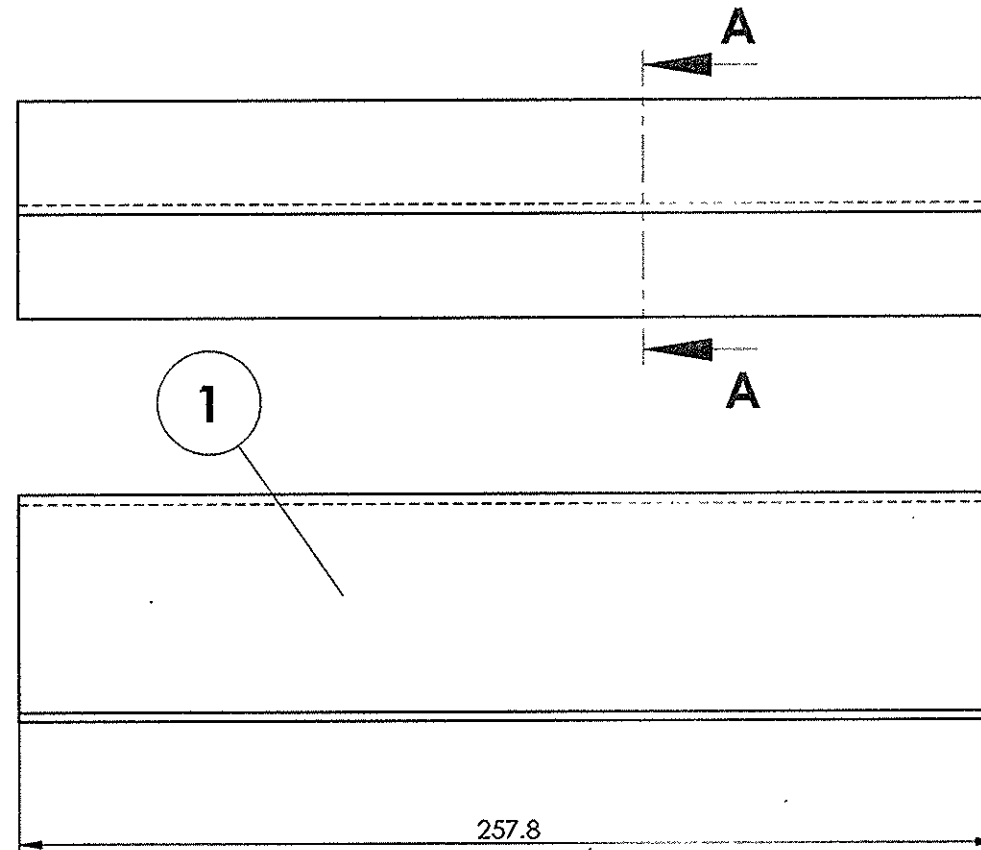
▽ ROUGH MACHINED	⊖ ROUGH CLEANED
▽▽ FINISH MACHINED	⊖⊖ BURRS REMOVED
▽▽▽ FINE FINISH MACHINED	⊖⊖⊖ CHAMFERED

REVISIONS

ALT.

ZONE

DESCRIPTION

APPROVED &  
DATESECTION A-A  
SCALE 1 : 1**NOTE:**

# 1. MANDATORY MANUFACTURING ALLOWANCES.

ALL DIMENSIONS ARE IN mm UNLESS OTHERWISE SPECIFIED. FOR UNTOLERANCED DIMENSIONS AND ROUGHNESS VALUES, REFER DRAWING NO ICF/STD-9-0-001.  
ANY MANUAL ALTERATION SHALL AUTOMATICALLY RENDER THIS DRAWING INVALID. WELDING SYMBOLS ARE AS PER IS: 813-1986.

REF.DRG.NO.2 10113.0.20.113.130

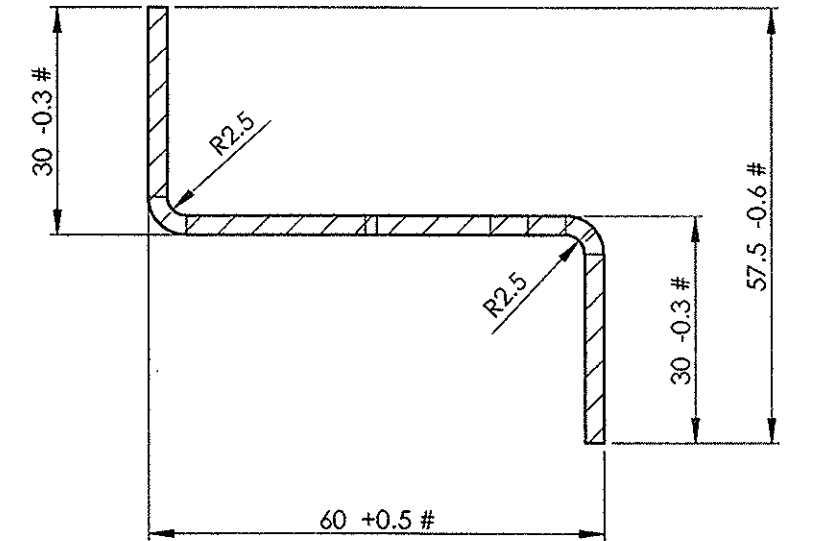
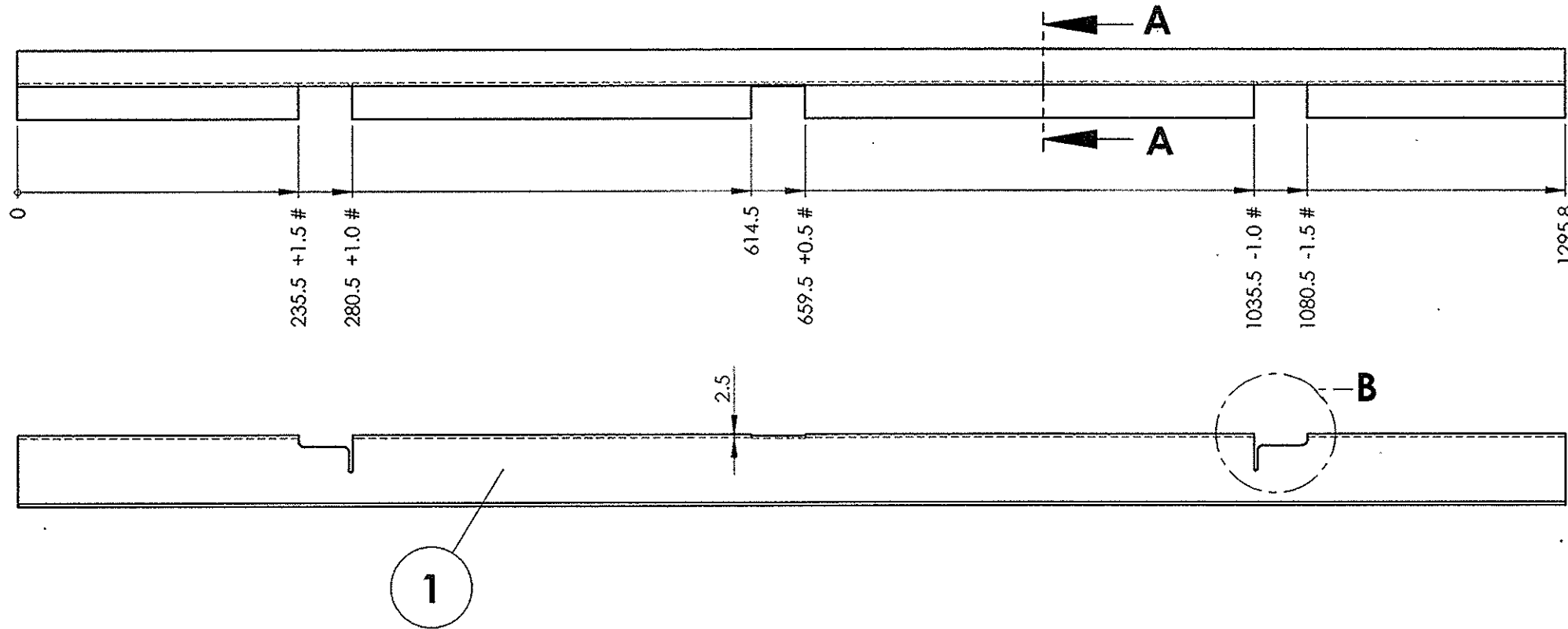
DATE OF LATEST ALT.	DATE OF FIRST ISSUE	AME/SME
		<i>B. V. S. S. S.</i>

1	HORIZONTAL MEMBER	2.5x110.4x257.8	1		RDSO/SPEC C-K201 X2CrNi12	0.576	
QTY.	DESCRIPTION	DIMENSIONS	ITEM NO.	REF. DRGS	MATL.SPEC.	WT/UNIT IN KGS	REMARKS
GROUP: 1-4 SIDEWALL ASSEMBLY				SURFACE AREA IN Sq.m.:0.059		WT/ASSY IN Kgs:0.576	
HORIZONTAL MEMBER					SCALE	SSE/D	<i>Sharma</i>
					1:2	CHD	
					ALT.	ALTD	
						DRN	P.MURUGAN
INDIAN RAILWAY STANDARDS					SHEET 1 OF 1		
INTEGRAL COACH FACTORY, CHENNAI - 600038					AAA14951		
					A3		

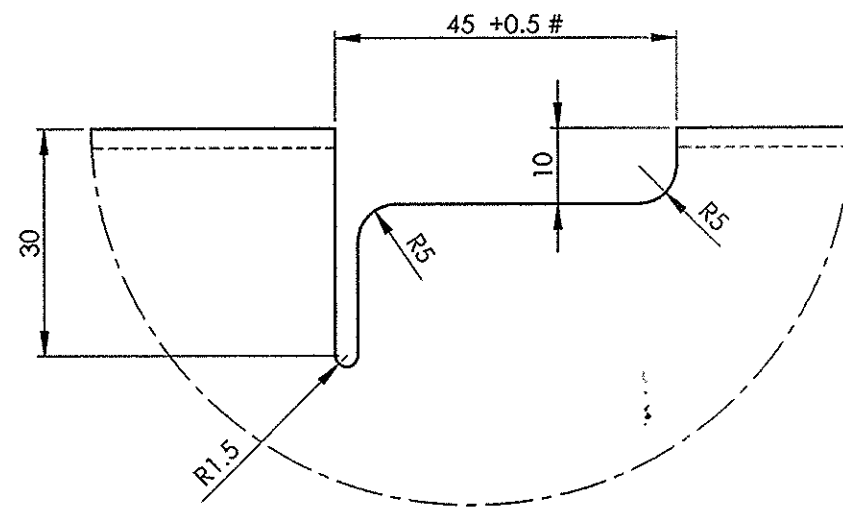
AAA14952


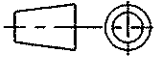
▽ ROUGH MACHINED	⊖ ROUGH CLEANED
▽▽ FINISH MACHINED	⊖⊖ BURRS REMOVED
▽▽▽ FINE FINISH MACHINED	⊖⊖⊖ CHAMFERED

REVISIONS			
ALT.	ZONE	DESCRIPTION	APPROVED & DATE

SECTION A-A  
SCALE 1 : 1**NOTE:**

# 1. MANDATORY MANUFACTURING ALLOWANCES.

DETAIL B  
SCALE 1 : 1

1	HORIZONTAL MEMBER	2.5x110.4x1295.8	1		RDSO/SPEC C-K201 X2CrNi12	2.805	
QTY.	DESCRIPTION	DIMENSIONS	ITEM NO.	REF. DRGS	MATL.SPEC.	WT/UNIT IN KGS	REMARKS
GROUP: 1-4 SIDEWALL ASSEMBLY		SURFACE AREA IN Sq.m.:0.288			WT/ASSY IN Kgs:		
HORIZONTAL MEMBER					SCALE	SSE/D	
					1:5	CHD	
					ALT.	ALTD	
					DRN	P.MURUGAN	
INDIAN RAILWAY STANDARDS							
INTEGRAL COACH FACTORY, CHENNAI - 600038					SHEET 1 OF 1	AAA14952	
							A3

ALL DIMENSIONS ARE IN mm UNLESS OTHERWISE SPECIFIED. FOR UNTOLERANCED DIMENSIONS AND ROUGHNESS VALUES, REFER DRAWING NO ICF/STD-9-0-001.  
ANY MANUAL ALTERATION SHALL AUTOMATICALLY RENDER THIS DRAWING INVALID. WELDING SYMBOLS ARE AS PER IS: 813-1986.  
WEIGHT GIVEN IN DRAWING IS FOR INDICATIVE PURPOSE ONLY

REF.DRG.NO.2 10113.0.20.113.131 Alt . A

DATE OF LATEST ALT.

DATE OF FIRST ISSUE

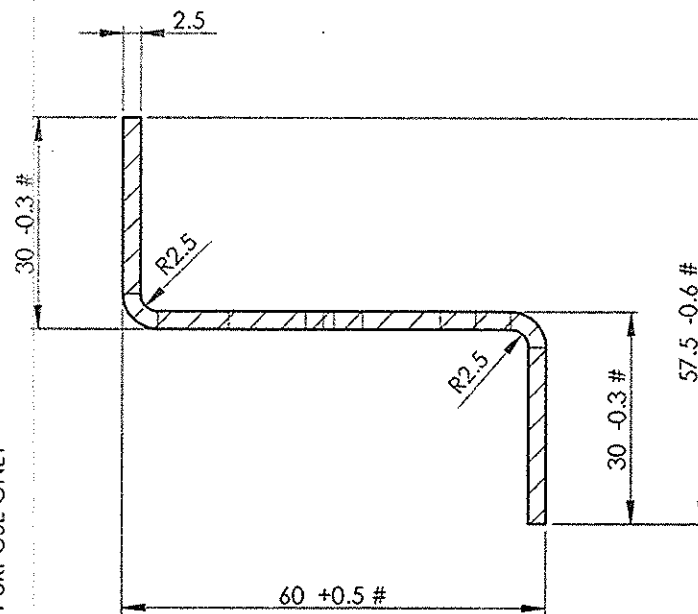
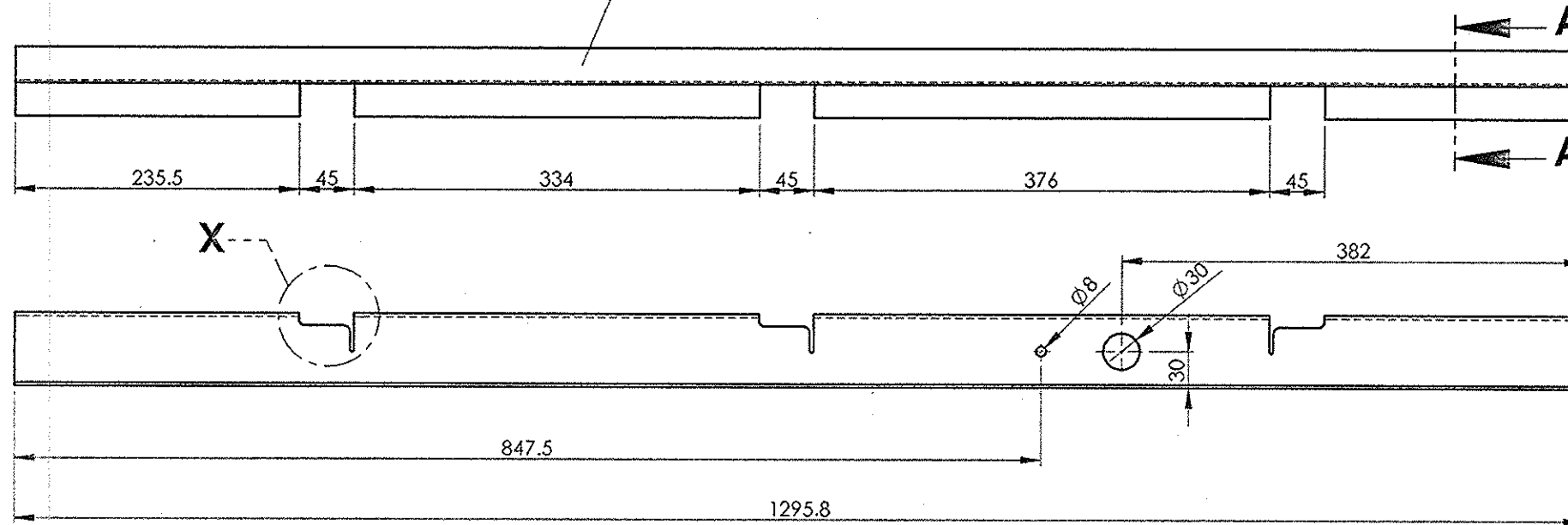
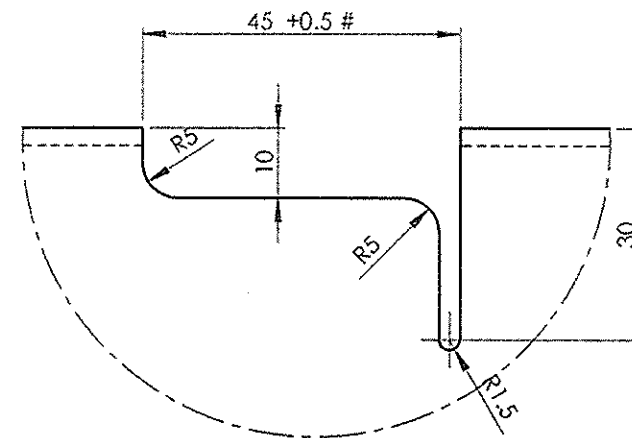
AME/SME

AAA14953

▽ ROUGH MACHINED	① ROUGH CLEANED
▽▽ FINISH MACHINED	② BURRS REMOVED
▽▽▽ FINE FINISH MACHINED	③ CHAMFERED

## REVISIONS

ALT.	ZONE	DESCRIPTION	APPROVED & DATE
	a	Ø30mm HOLE ADDED	

SECTION A-A  
SCALE 1 : 1DETAIL X  
SCALE 1 : 1**NOTE:**

# 1. MANDATORY MANUFACTURING ALLOWANCES.

1	HORIZONTAL MEMBER	2.5x110.4x1295.8	1		RDSO/SPEC C-K201 X2CrNi12	2.781	
QTY.	DESCRIPTION	DIMENSIONS	ITEM NO.	REF. DRGS	MATL.SPEC.	WT/UNIT IN KGS	REMARKS
GROUP: 1-4 SIDEWALL ASSEMBLY				SURFACE AREA IN Sq.m.:0.286		WT/ASSY IN Kgs:	
HORIZONTAL MEMBER					SCALE	SSE/D	
					1:5	CHD	
					ALT. a	ALTD	SATISH KUMAR
INDIAN RAILWAY STANDARDS INTEGRAL COACH FACTORY, CHENNAI - 600038						DRN	P.MURUGAN
					SHEET 1 OF 1		
AAA14953							A3

ALL DIMENSIONS ARE IN mm UNLESS OTHERWISE SPECIFIED. FOR UNTOLERANCED DIMENSIONS AND ROUGHNESS VALUES, REFER DRAWING NO IC/STD-9-0-001.  
ANY MANUAL ALTERATION SHALL AUTOMATICALLY RENDER THIS DRAWING INVALID. WELDING SYMBOLS ARE AS PER IS: 813-1986.  
WEIGHT GIVEN IN DRAWING IS FOR INDICATIVE PURPOSE ONLY

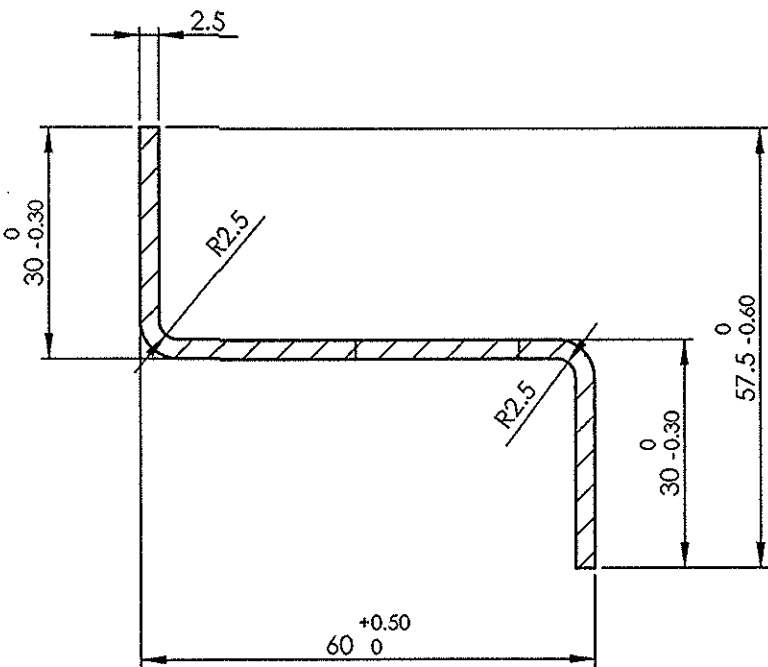
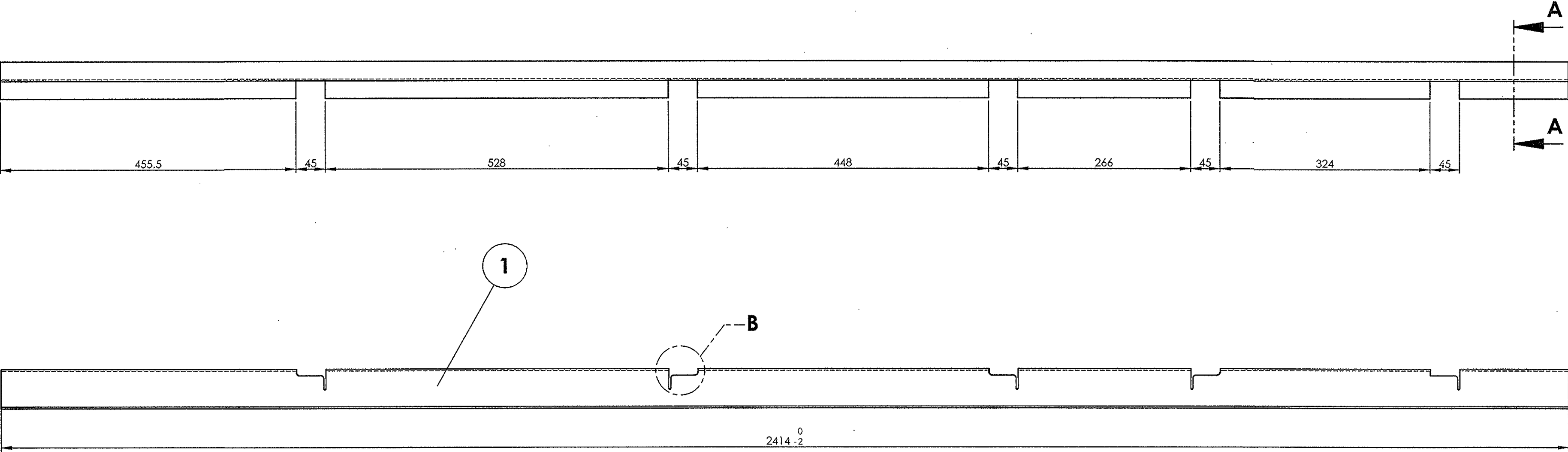
REF.DRG.NO.2 10113.0.20.113.132 Alt A

28 -02-2018	06-01-2015	
DATE OF LATEST ALT.	DATE OF FIRST ISSUE	AME/SME

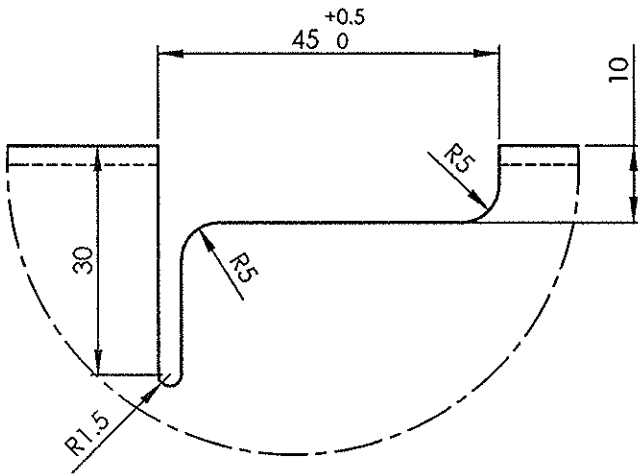
AAA14954

▽ ROUGH MACHINED	① ROUGH CLEANED
▽▽ FINISH MACHINED	①b BURRS REMOVED
▽▽▽ FINE FINISH MACHINED	⑱ CHAMFERED

REVISIONS			
ALT.	ZONE	DESCRIPTION	APPROVED & DATE



SECTION A-A  
SCALE 1 : 1


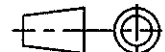


DETAIL B  
SCALE 1 : 1

ALL DIMENSIONS ARE IN mm UNLESS OTHERWISE SPECIFIED. FOR UNTOLERANCED DIMENSIONS AND ROUGHNESS VALUES, REFER DRAWING NO. ICF/STD-9-0-001. ANY MANUAL ALTERATION SHALL AUTOMATICALLY RENDER THIS DRAWING INVALID. WELDING SYMBOLS ARE AS PER IS813:1986. WEIGHT GIVEN IN DRAWING IS FOR INDICATIVE PURPOSE ONLY.

REF.DRG.NO.2 11012.0.20.113.104

DATE OF LATEST ALT.	30-10-2014	AME/SME
---------------------	------------	---------

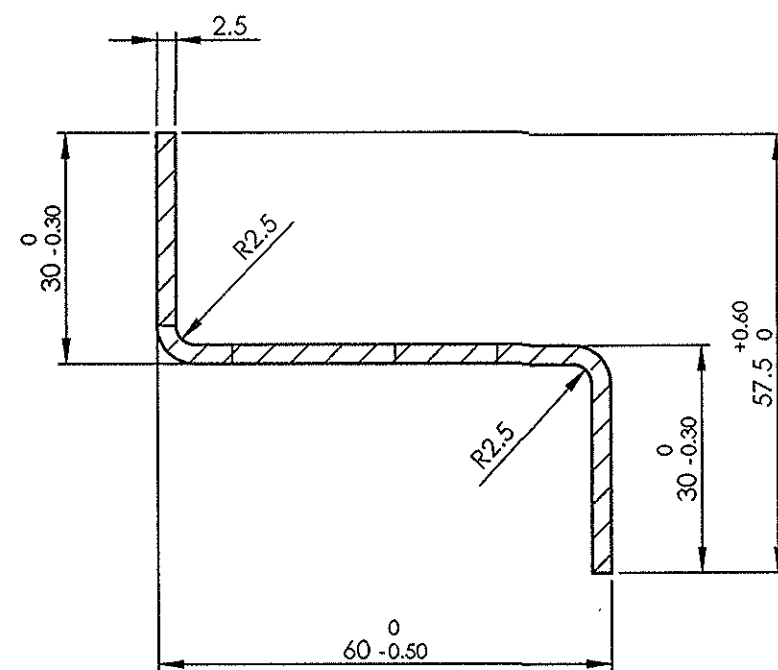
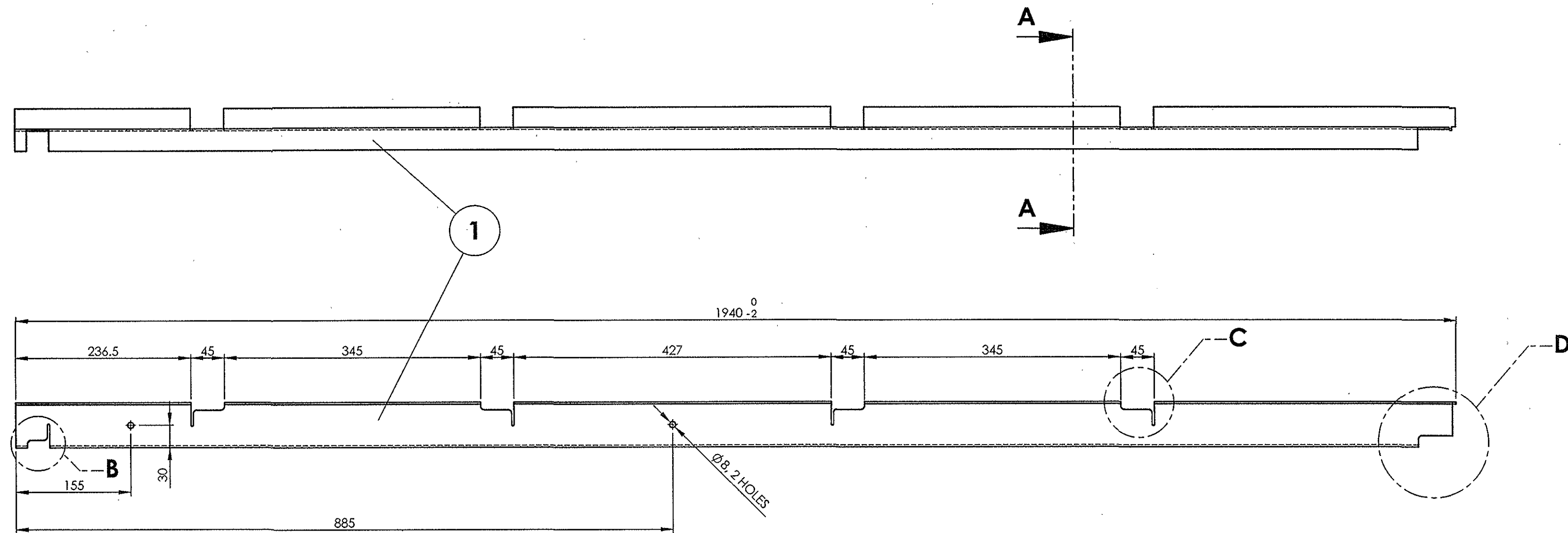
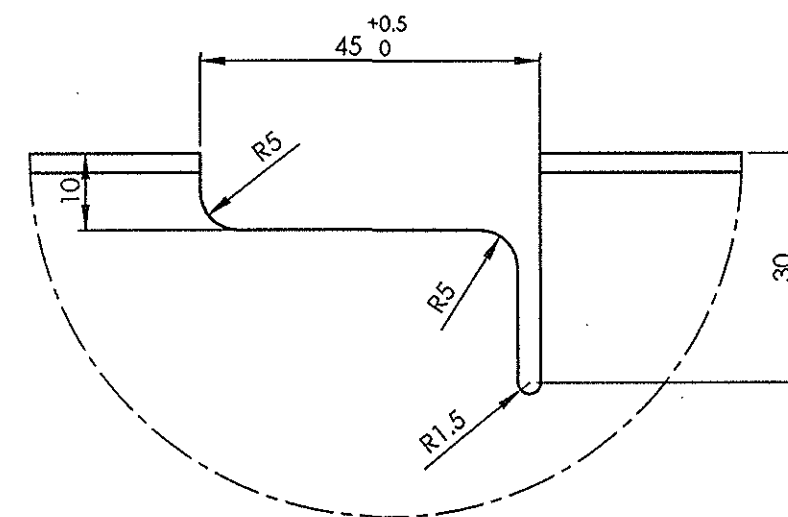
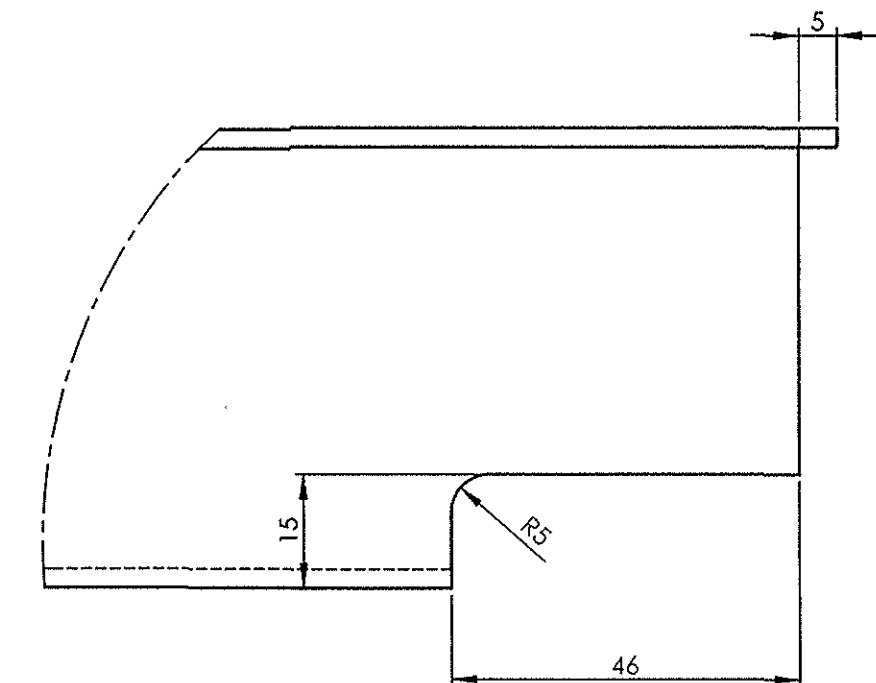
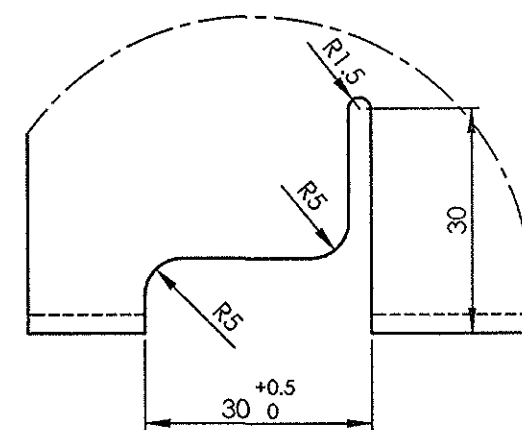
1	HORIZONTAL MEMBER	2.5x110.4x2414	1		RDSO/SPEC C-K201 X2CrNi12	5.229	
QTY.	DESCRIPTION	DIMENSIONS	ITEM NO.	REF. DRGS	MATL.SPEC.	WT/UNIT IN KGS	REMARKS
GROUP: 1-4 SIDEWALL ASSEMB		SURFACE AREA IN Sq.m.: 0.537			WT/ASSY IN Kgs:		
HORIZONTAL MEMBER					SCALE 1:5	SSE/D	
						CHD	
					ALT	ALTD	
						DRN	P.MURUGAN
INDIAN RAILWAY STANDARDS INTEGRAL COACH FACTORY, CHENNAI - 600038							
						SHEET 1 OF 1	
					AAA14954		A2

AAA14955

▽ ROUGH MACHINED	① ROUGH CLEANED
▽▽ FINISH MACHINED	①b BURRS REMOVED
▽▽▽ FINE FINISH MACHINED	①8 CHAMFERED

REVISIONS

ALT.	ZONE	DESCRIPTION	APPROVED & DATE
------	------	-------------	-----------------

SECTION A-A  
SCALE 1 : 1DETAIL C  
SCALE 1 : 1DETAIL D  
SCALE 1 : 1DETAIL B  
SCALE 1 : 1

ALL DIMENSIONS ARE IN mm UNLESS OTHERWISE SPECIFIED. FOR UNTOLERANCED DIMENSIONS AND ROUGHNESS VALUES, REFER DRAWING NO. ICF/STD-9-0-001. ANY MANUAL ALTERATION SHALL AUTOMATICALLY RENDER THIS DRAWING INVALID. WELDING SYMBOLS ARE AS PER IS 813-1986. WEIGHT GIVEN IN DRAWING IS FOR INDICATIVE PURPOSE ONLY.

REF.DRG.NO.2.11012.0.20.113.105

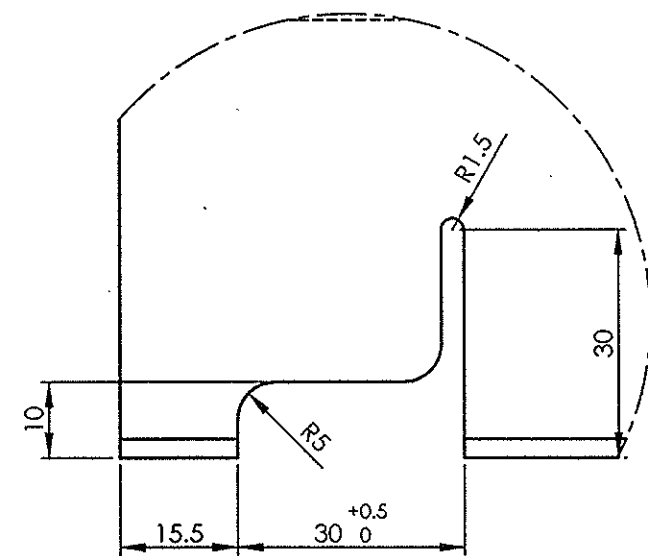
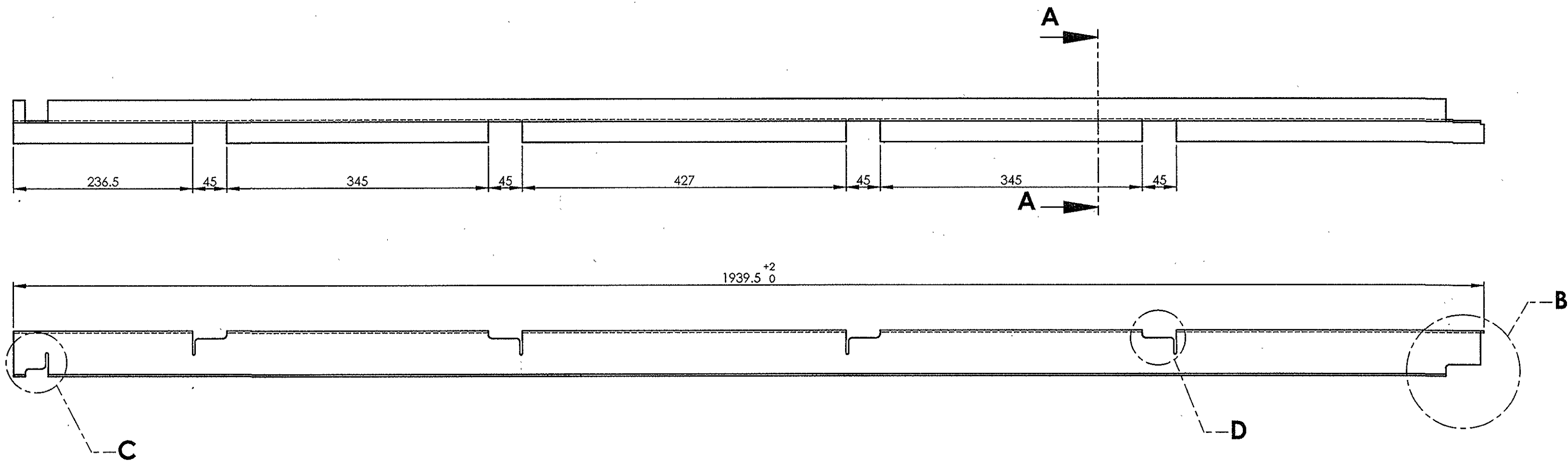
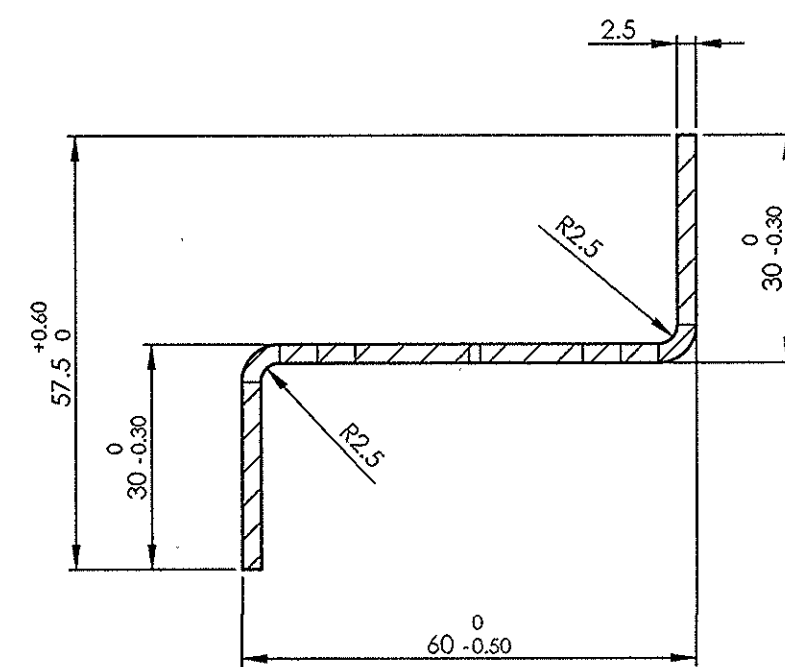
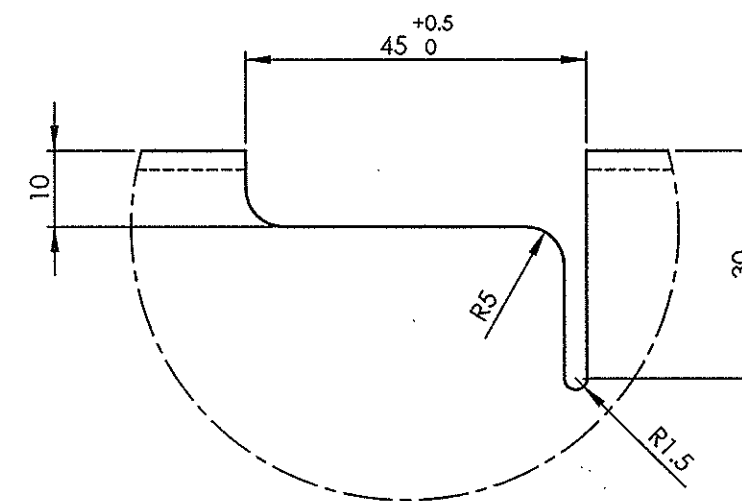
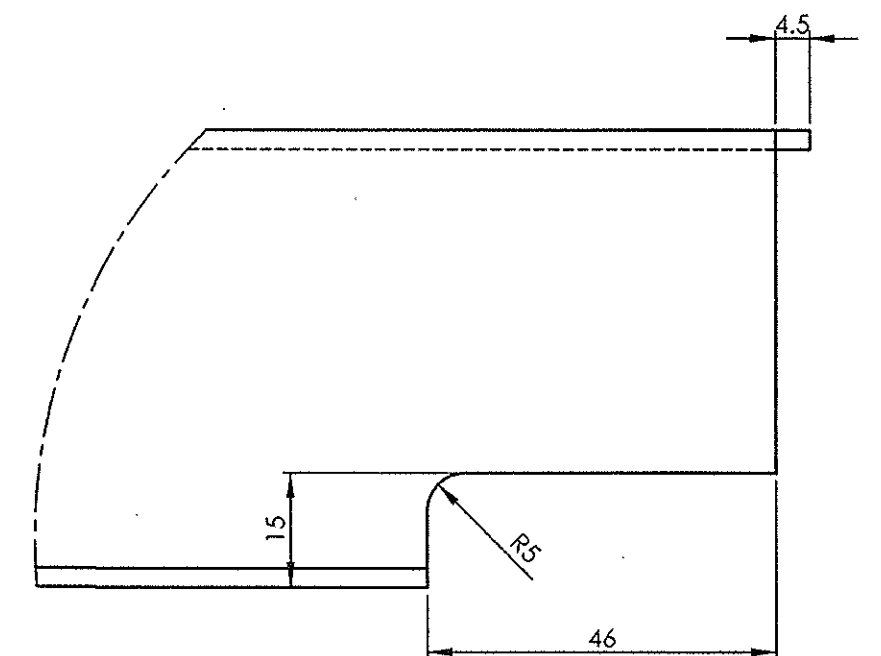
DATE OF LATEST ALT.	30-10-2014	AME/SME
---------------------	------------	---------

1	HORIZONTAL MEMBER	2.5x110.4x1940	1	REF. DRGS	RDSO/SPEC C-K201 X2CrNi12	4.132	REMARKS
QTY.	DESCRIPTION	DIMENSIONS	ITEM NO.	REF. DRGS	MATL.SPEC.	WT/UNIT IN KGS	REMARKS
GROUP: 1-4 SIDEWALL ASSEMBLY				SURFACE AREA IN Sq.m.: 0.425		WT/ASSY IN Kgs:	
HORIZONTAL MEMBER				SCALE 1:5	SSE/D		
				ALT	CHD		
				ALT	ALTD		
				DRN	P.MURUGAN		
INDIAN RAILWAY STANDARDS				SHEET 1 OF 1		AAA14955	
INTEGRAL COACH FACTORY, CHENNAI - 600038						A2	

AAA14956

▽ ROUGH MACHINED	(01) ROUGH CLEANED
▽▽ FINISH MACHINED	(01b) BURRS REMOVED
▽▽▽ FINE FINISH MACHINED	(18) CHAMFERED

REVISIONS			
ALT.	ZONE	DESCRIPTION	APPROVED & DATE

DETAIL C  
SCALE 1 : 1SECTION A-A  
SCALE 1 : 1DETAIL D  
SCALE 1 : 1DETAIL B  
SCALE 1 : 1

ALL DIMENSIONS ARE IN mm UNLESS OTHERWISE SPECIFIED. FOR UNTOLERANCED DIMENSIONS AND ROUGHNESS VALUES, REFER DRAWING NO ICF/STD-9-0-001. ANY MANUAL ALTERATION SHALL AUTOMATICALLY RENDER THIS DRAWING INVALID. WELDING SYMBOLS ARE AS PER IS:813-1986.

REF.DRG.NO.2.11012.0.20.113.106

DATE OF LATEST ALT.	30-10-2014	AME/S/ME
---------------------	------------	----------

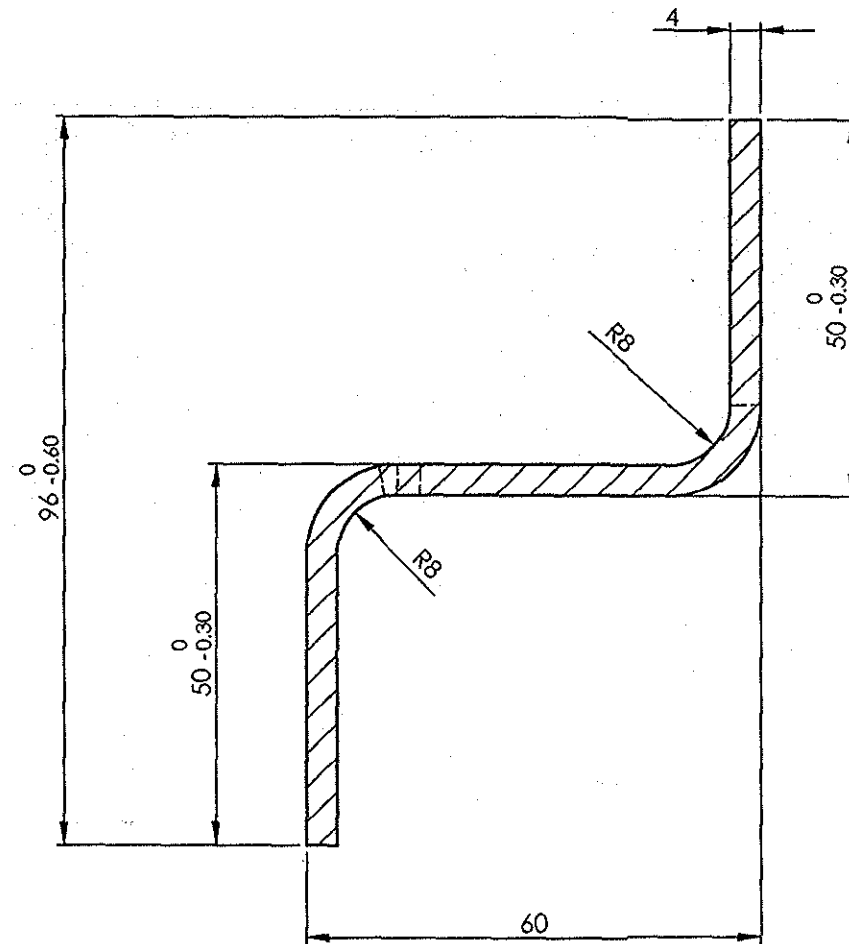
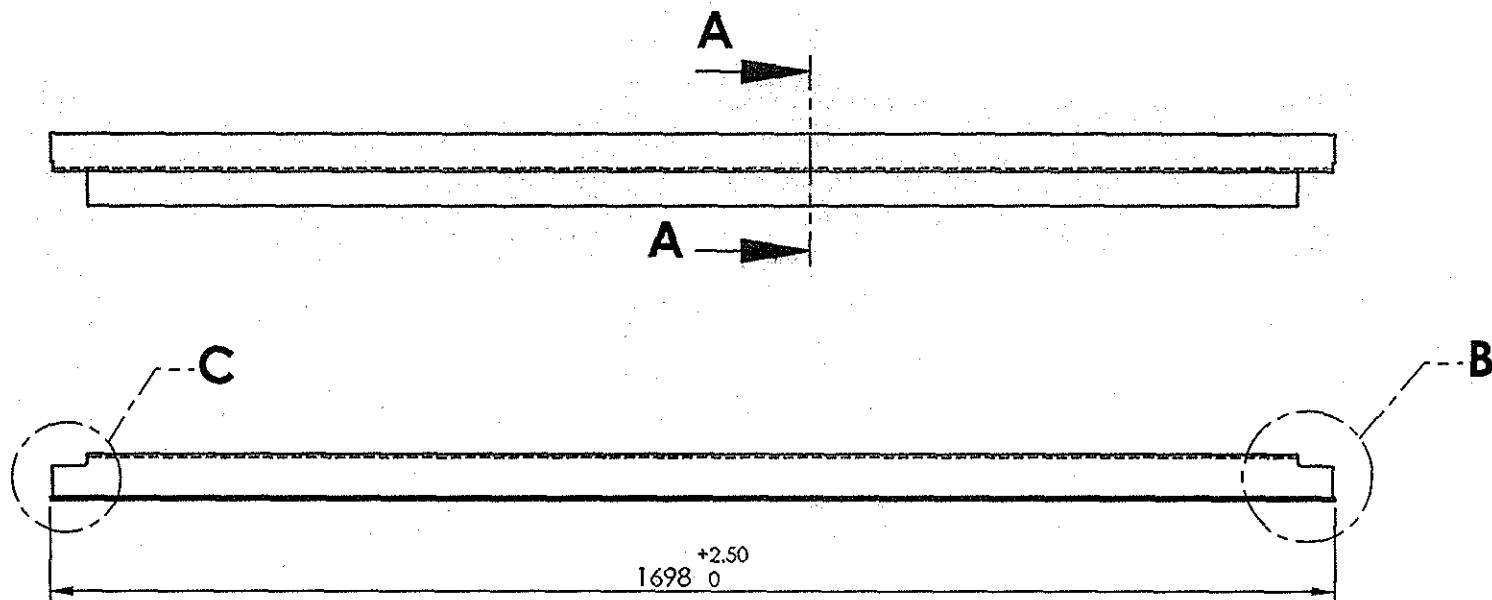
1	HORIZONTAL MEMBER	2.5x110.4x1939.5	1	REF. DRGS	RDSO/SPEC C-K201 X2CrNi12	4.134	REMARKS
QTY.	DESCRIPTION	DIMENSIONS	ITEM NO.	REF. DRGS	MATL.SPEC.	WT/UNIT IN KGS	REMARKS
GROUP: 1-4 SIDEWALL ASSEMBL			SURFACE AREA IN Sq.m.: 0.425			WT/ASSY IN Kgs: 4.134	
HORIZONTAL MEMBER					SCALE 1:5	SSE/D	
					CHD		
					ALT	ALTD	
					DRN	P.MURUGAN	
INDIAN RAILWAY STANDARDS					SHEET 1 OF 1		
INTEGRAL COACH FACTORY, CHENNAI - 600038					AAA14956		
					A2		



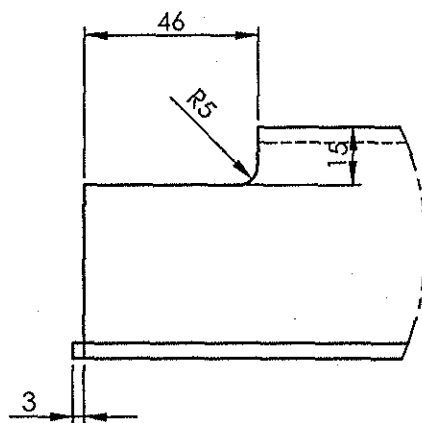
AAA14957

▽ ROUGH MACHINED	① ROUGH CLEANED
▽▽ FINISH MACHINED	①b BURRS REMOVED
▽▽▽ FINE FINISH MACHINED	①8 CHAMFERED

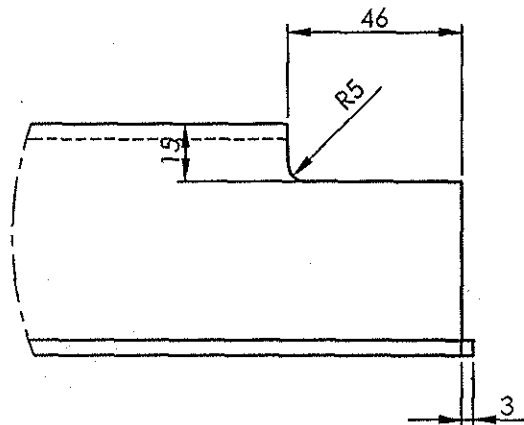
REVISIONS			
ALT.	ZONE	DESCRIPTION	APPROVED & DATE



SECTION A-A  
SCALE 1 : 1





DETAIL C  
SCALE 1 : 2



DETAIL B  
SCALE 1 : 2

DATE OF LATEST ALT.	30-10-2014	AME/SME
---------------------	------------	---------

1	HORIZONTAL MEMBER	4x142.2x1698	1		RDSO/SPEC C-K201 X2CrNi12	7.606	
QTY.	DESCRIPTION	DIMENSIONS	ITEM NO.	REF. DRGS	MATL.SPEC.	WT/UNIT IN KGS	REMARKS
GROUP: 1-4 SIDE WALL ASSEMBLY		SURFACE AREA IN Sq.m.:0.490			WT/ASSY IN Kgs:		
HORIZONTAL MEMBER					SCALE	SSE/D	
					1:10	CHD	
					ALT.	ALTD	
						DRN	P.MURUGAN
INDIAN RAILWAY STANDARDS				SHEET 1 OF 1			
INTEGRAL COACH FACTORY, CHENNAI - 600038					AAA14957		A3

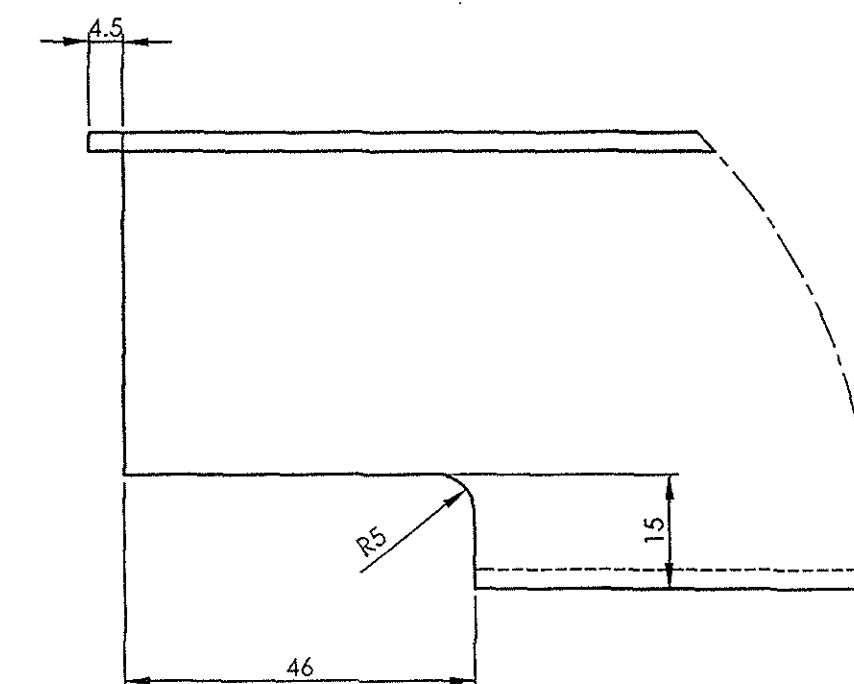
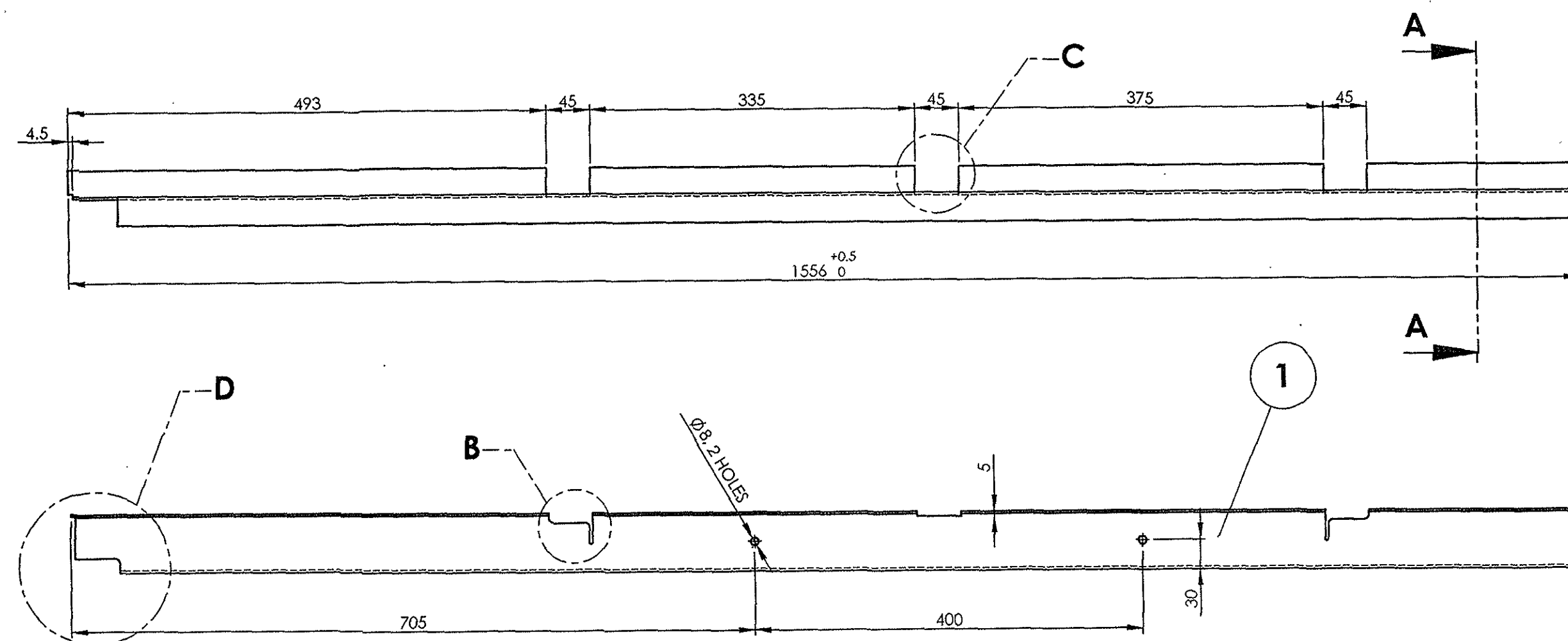
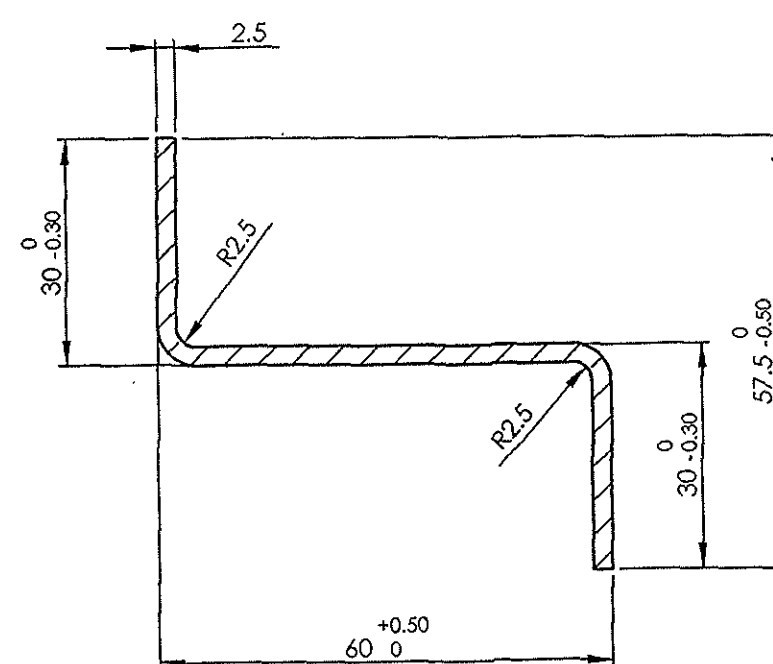
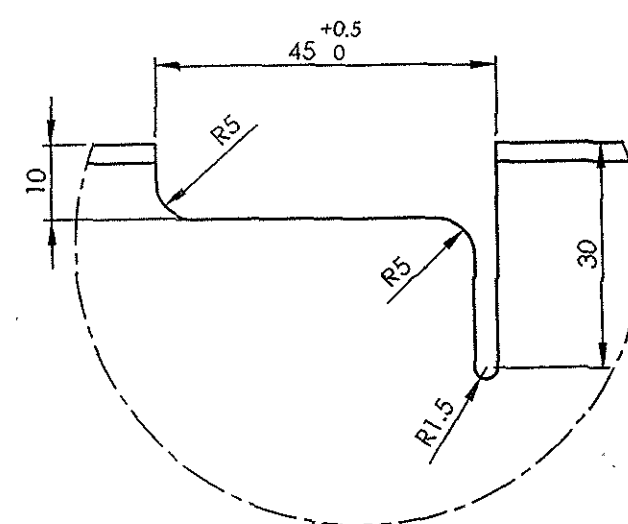
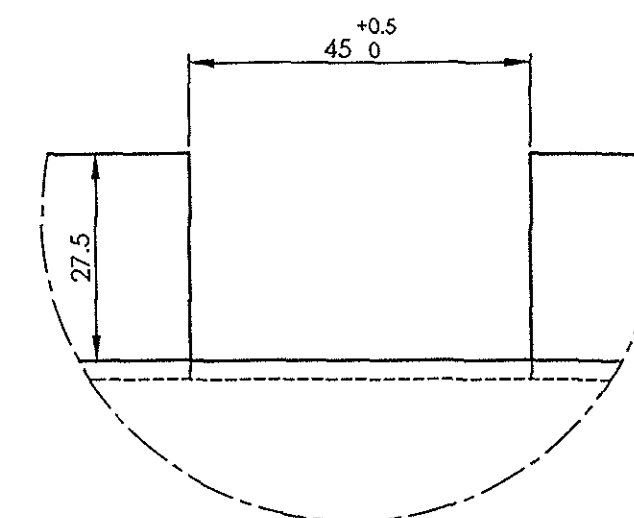
REF.DRG.NO.2 11012.0.20.113.107

ALL DIMENSIONS ARE IN mm UNLESS OTHERWISE SPECIFIED. FOR UNTOLERANCED DIMENSIONS AND ROUGHNESS VALUES, REFER DRAWING NO ICE/STD-9-0-001. ANY MANUAL ALTERATION SHALL AUTOMATICALLY RENDER THIS DRAWING INVALID. WELDING SYMBOLS ARE AS PER IS: 813-1986. WEIGHT GIVEN IN DRAWING IS FOR INDICATIVE PURPOSE ONLY

AAA14958

▽ ROUGH MACHINED	① ROUGH CLEANED
▽▽ FINISH MACHINED	② BURRS REMOVED
▽▽▽ FINE FINISH MACHINED	③ CHAMFERED



REVISIONS			
ALT.	ZONE	DESCRIPTION	APPROVED & DATE

DETAIL D  
SCALE 1 : 1SECTION A-A  
SCALE 1 : 1DETAIL B  
SCALE 1 : 1DETAIL C  
SCALE 1 : 1

ALL DIMENSIONS ARE IN mm UNLESS OTHERWISE SPECIFIED. FOR UNTOLERANCED DIMENSIONS AND ROUGHNESS VALUES, REFER DRAWING NO. ICF/STD-9-0-001.  
ANY MANUAL ALTERATION SHALL AUTOMATICALLY RENDER THIS DRAWING INVALID. WELDING SYMBOLS ARE AS PER IS:813-1986.

REF.DRG.NO.2 11012.0.20.113.108

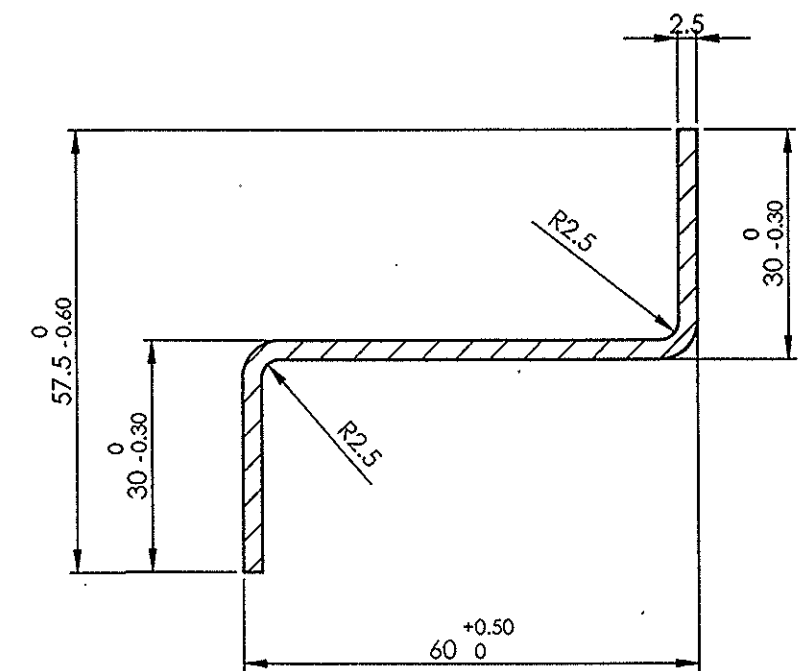
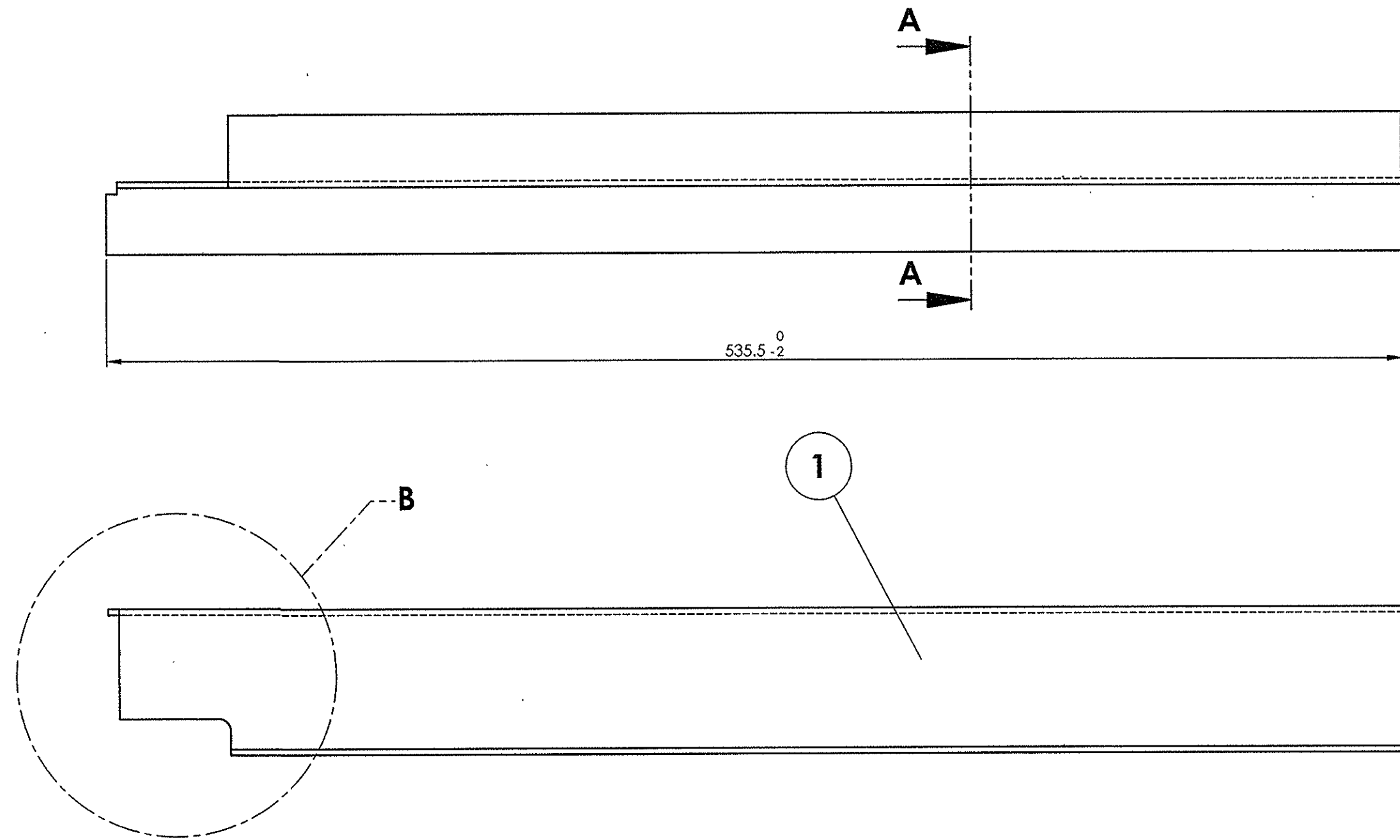
DATE OF LATEST ALT.	30-10-2014	AME/SME
---------------------	------------	---------

1	HORIZONTAL MEMBER	2.5X110.4X1556	1		RDSO/SPEC C- K201 X2CrNi12	3.336	
QTY.	DESCRIPTION	DIMENSIONS	ITEM NO.	REF. DRGS	MATL.SPEC.	WT/UNIT IN KGS	REMARKS
GROUP: 1-4 SIDEWALL ASSEMBL		SURFACE AREA IN Sq.m.: 0.343			WT/ASSY IN Kgs:3.336		
HORIZONTAL MEMBER					SCALE 1:5	SSE/D	
						CHD	
					ALT	ALTD	
						DRN	
					P.MURUGAN		
INDIAN RAILWAY STANDARDS INTEGRAL COACH FACTORY, CHENNAI - 600038				SHEET 1 OF 1			
					AAA14958		

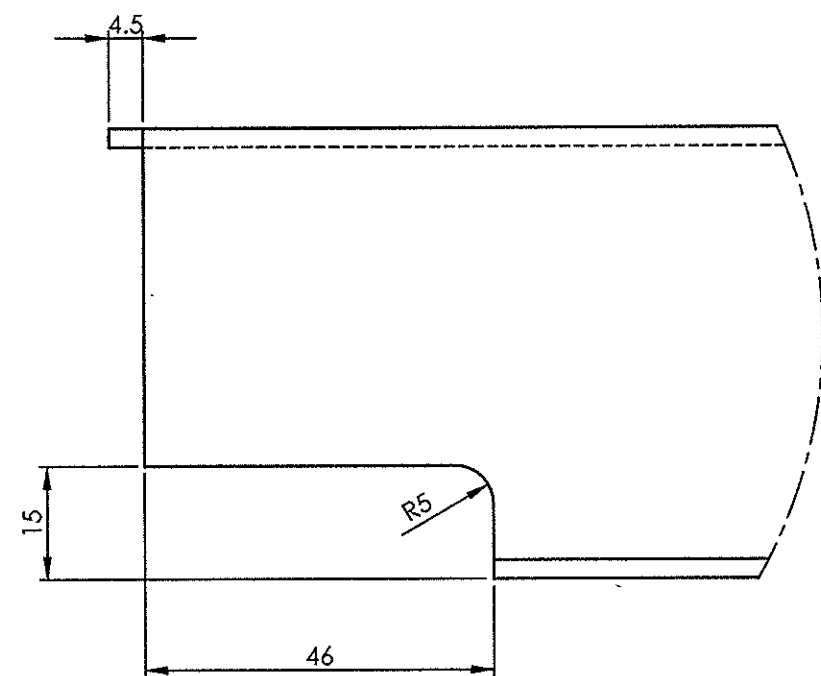
AAA14959

▽ ROUGH MACHINED	⊖ ROUGH CLEANED
▽▽ FINISH MACHINED	⊖⊖ BURRS REMOVED
▽▽▽ FINE FINISH MACHINED	⊖⊖⊖ CHAMFERED

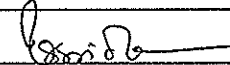
REVISIONS			
ALT.	ZONE	DESCRIPTION	APPROVED & DATE



SECTION A-A  
SCALE 1 : 1



DETAIL B  
SCALE 1 : 1

1	HORIZONTAL MEMBER	2.5x110.4x535.5	1		RDSO/SPEC C-K201 X2CrNi12	1.152	
QTY.	DESCRIPTION	DIMENSIONS	ITEM NO.	REF. DRGS	MATL.SPEC.	WT/UNIT IN KGS	REMARKS
GROUP: 1-4 SIDEWALL ASSEMBLY		SURFACE AREA IN Sq.m.: 0.118			WT/ASSY IN Kgs:		
HORIZONTAL MEMBER					SCALE 1:2	SSE/D	
						CHD	
					ALT	ALTD	
					DRN	P.MURUGAN	
					INDIAN RAILWAY STANDARDS INTEGRAL COACH FACTORY, CHENNAI - 600038		

ALL DIMENSIONS ARE IN mm UNLESS OTHERWISE SPECIFIED. FOR UNTOLERANCED DIMENSIONS AND ROUGHNESS VALUES, REFER DRAWING NO. ICF/STD-9-0-001. ANY MANUAL ALTERATION SHALL AUTOMATICALLY RENDER THIS DRAWING INVALID. WELDING SYMBOLS ARE AS PER IS:813-1986. WEIGHT GIVEN IN DRAWING IS FOR INDICATIVE PURPOSE ONLY.

REF.DRG.NO.2.11012.0.20.113.109

DATE OF LATEST ALT.	30-10-2014	AME/SME
---------------------	------------	---------

AAA14960

▽ ROUGH MACHINED	① ROUGH CLEANED
▽▽ FINISH MACHINED	①b BURRS REMOVED
▽▽▽ FINE FINISH MACHINED	⑱ CHAMFERED

REVISIONS

ALT.

ZONE

DESCRIPTION

APPROVED &  
DATE

1

A

A

520<sup>0</sup><sub>-1</sub>

2.5

30<sup>0</sup><sub>-0.30</sub>57.5<sup>0</sup><sub>-0.60</sub>30<sup>0</sup><sub>-0.30</sub>60<sup>+0.50</sup><sub>0</sub>SECTION A-A  
SCALE 1 : 1

ALL DIMENSIONS ARE IN mm UNLESS OTHERWISE SPECIFIED. FOR UNTOLERANCED DIMENSIONS AND ROUGHNESS VALUES, REFER DRAWING NO ICF/STD-9-0-001.  
ANY MANUAL ALTERATION SHALL AUTOMATICALLY RENDER THIS DRAWING INVALID. WELDING SYMBOLS ARE AS PER IS: 813-1986.  
WEIGHT GIVEN IN DRAWING IS FOR INDICATIVE PURPOSE ONLY


REF.DRG.NO.2 11012.0.20.113.110

DATE OF LATEST ALT.

30-10-2014

DATE OF FIRST ISSUE

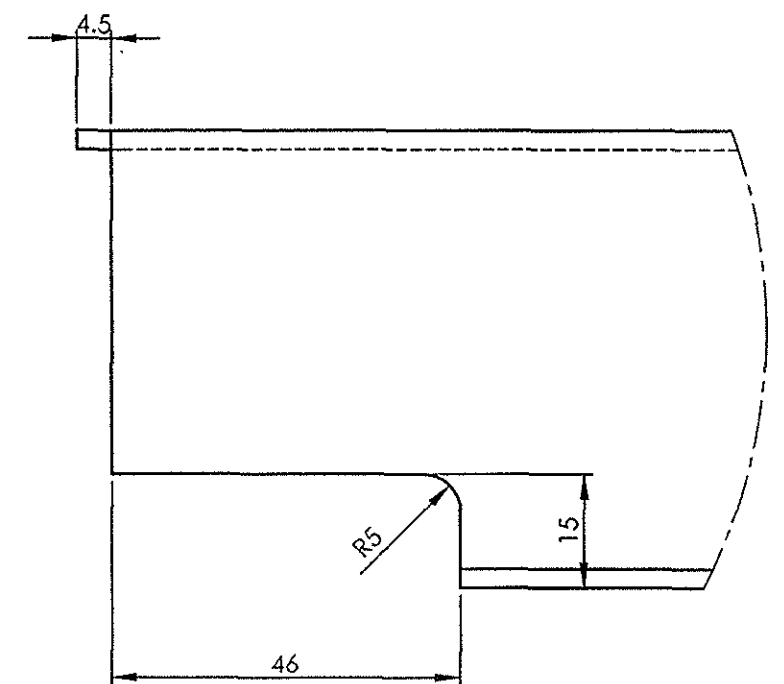
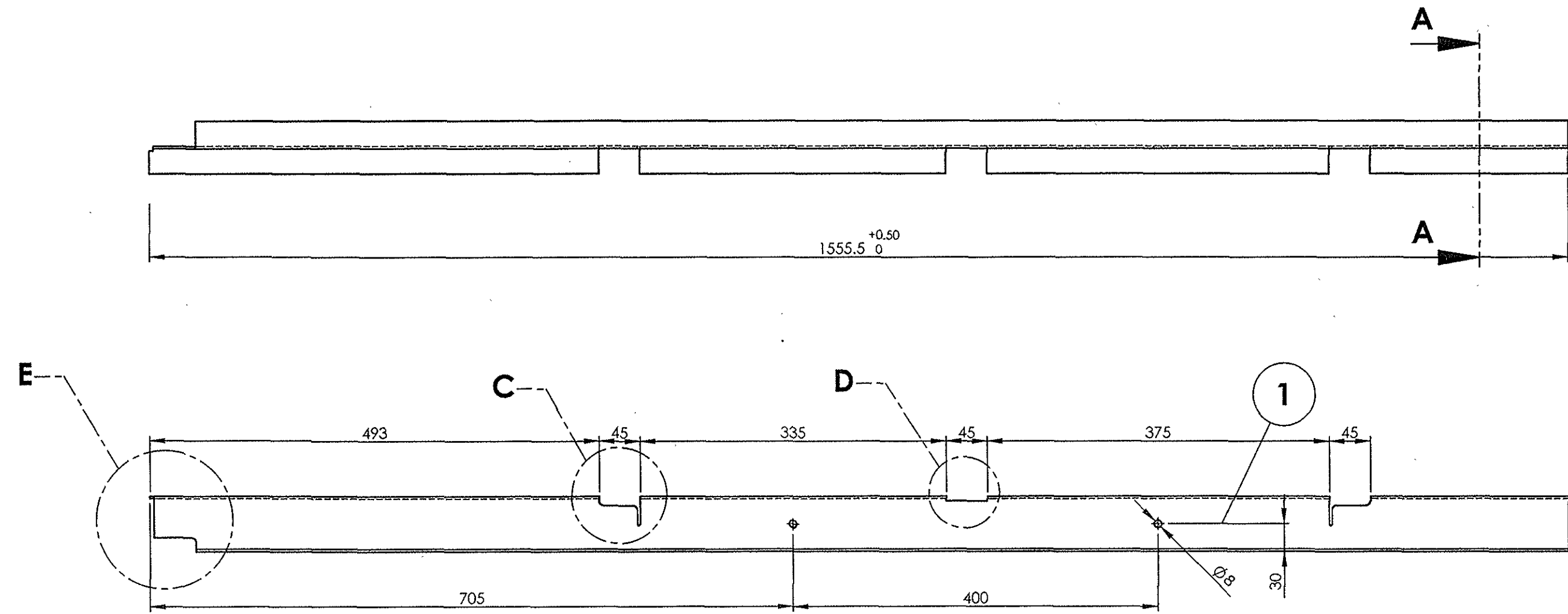
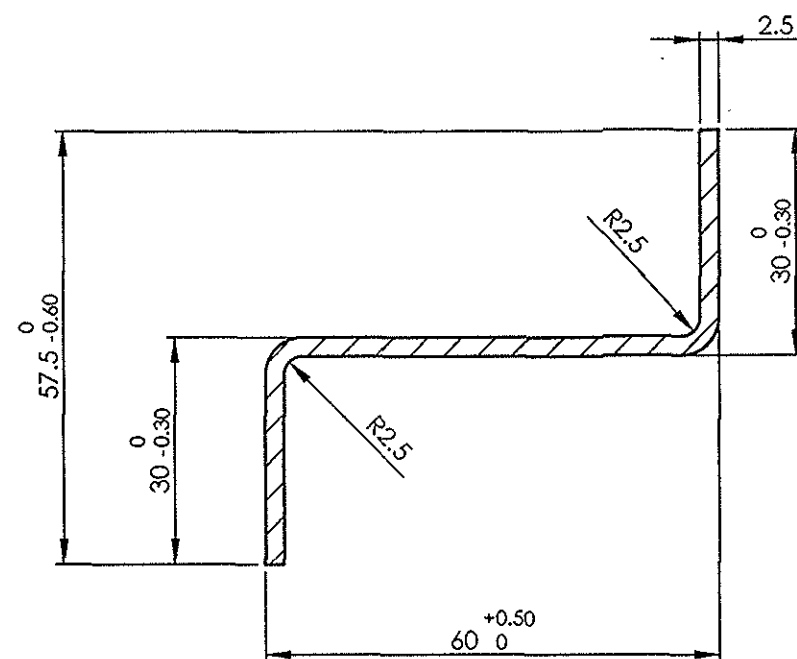
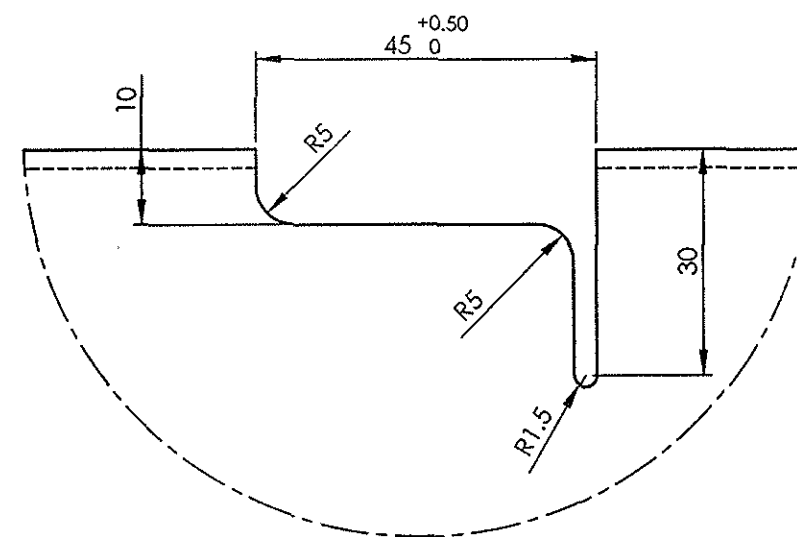
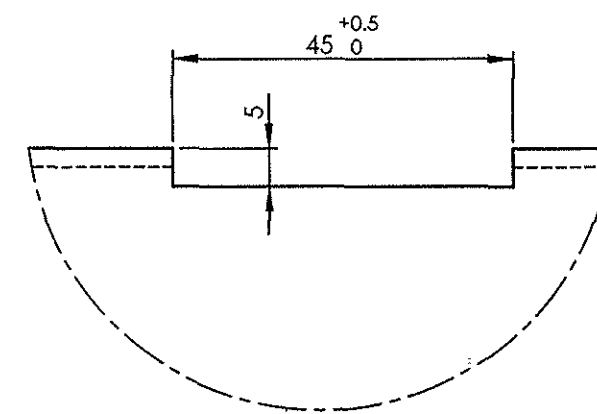
AME/SME


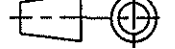
1	HORIZONTAL MEMBER	2.5x110.4x520	1		RDSO/SPEC C-K201 X2CrNi12	1.163	
QTY.	DESCRIPTION	DIMENSIONS	ITEM NO.	REF. DRGS	MATL.SPEC.	WT/UNIT IN KGS	REMARKS
GROUP: 1-4 SIDEWALL ASSEMBLY		SURFACE AREA IN Sq.m.:0.119			WT/ASSY IN Kgs:		
HORIZONTAL MEMBER					SCALE	SSE/D	
					1:2	CHD	
					ALT.	ALTD	
						DRN	P.MURUGAN
					INDIAN RAILWAY STANDARDS		
INTEGRAL COACH FACTORY, CHENNAI - 600038					AAA14960		A3

AAA14961

▽ ROUGH MACHINED	① ROUGH CLEANED
▽▽ FINISH MACHINED	⑩ BURRS REMOVED
▽▽▽ FINE FINISH MACHINED	⑱ CHAMFERED

REVISIONS			
ALT.	ZONE	DESCRIPTION	APPROVED & DATE

DETAIL E  
SCALE 1 : 1SECTION A-A  
SCALE 1 : 1DETAIL C  
SCALE 1 : 1DETAIL D  
SCALE 1 : 1

1	HORIZONTAL MEMBER	2.5x110.4x1555.5	1		RDSO/SPEC C- K201 X2CrNi12	3.335	
QTY.	DESCRIPTION	DIMENSIONS	ITEM NO.	REF. DRGS	MATL.SPEC.	WT/UNIT IN KGS	REMARKS
GROUP: 1-4 SIDEWALL ASSEMBL		SURFACE AREA IN Sq.m.: 0.343			WT/ASSY IN Kgs:3.335		
HORIZONTAL MEMBER					SCALE 1:5	SSE/D	
						CHD	
					ALT	ALTD	
						DRN	P.MURUGAN
INDIAN RAILWAY STANDARDS INTEGRAL COACH FACTORY, CHENNAI - 600038				SHEET 1 OF 1			
						AAA14961	A2

ALL DIMENSIONS ARE IN mm UNLESS OTHERWISE SPECIFIED. FOR UNTOLERANCED DIMENSIONS AND ROUGHNESS VALUES, REFER DRAWING NO. ICF/STD-9-0-001. ANY MANUAL ALTERATION SHALL AUTOMATICALLY RENDER THIS DRAWING INVALID. WELDING SYMBOLS ARE AS PER IS813-1986.

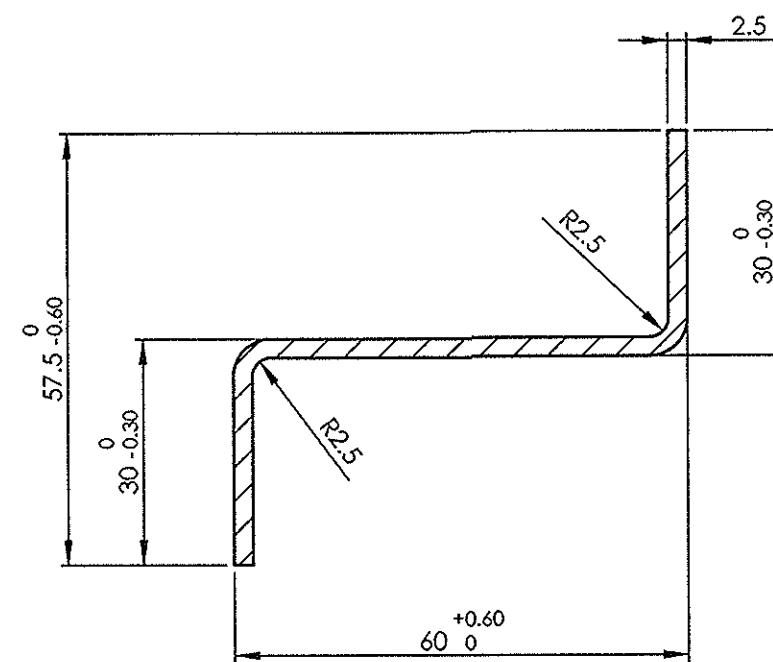
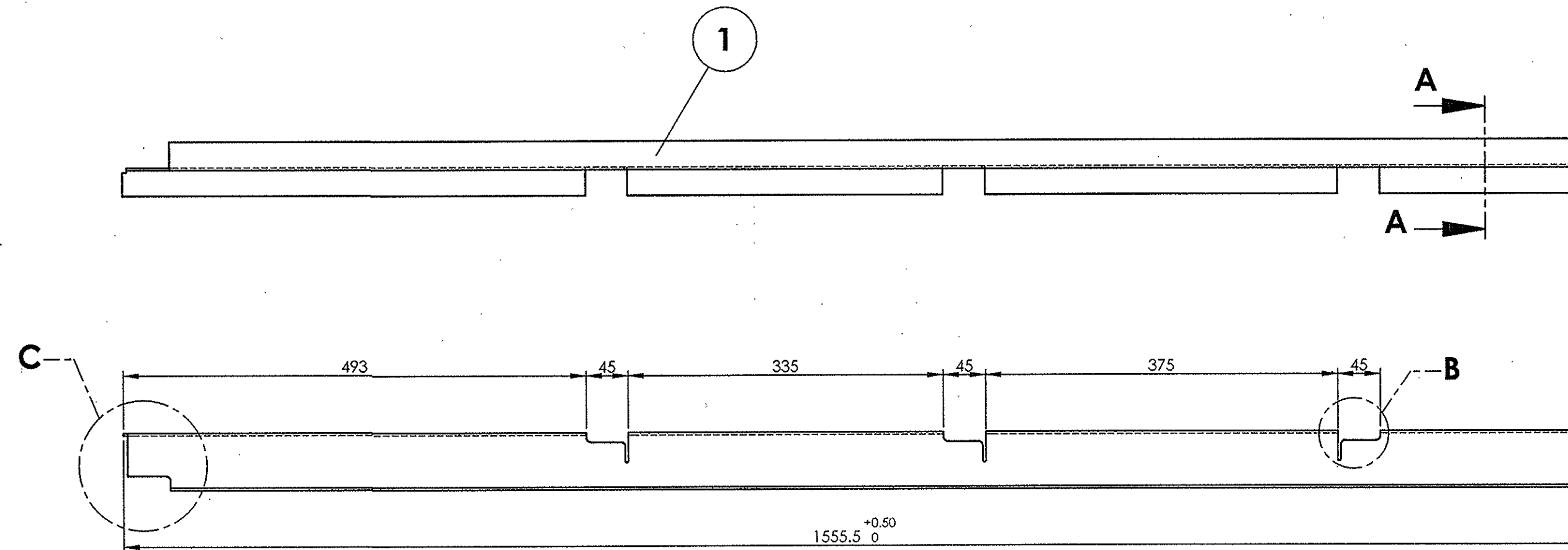
REF.DRG.NO.2 11012.0.20.113.111

DATE OF LATEST ALT.	30-10-2014	AME/SME
---------------------	------------	---------

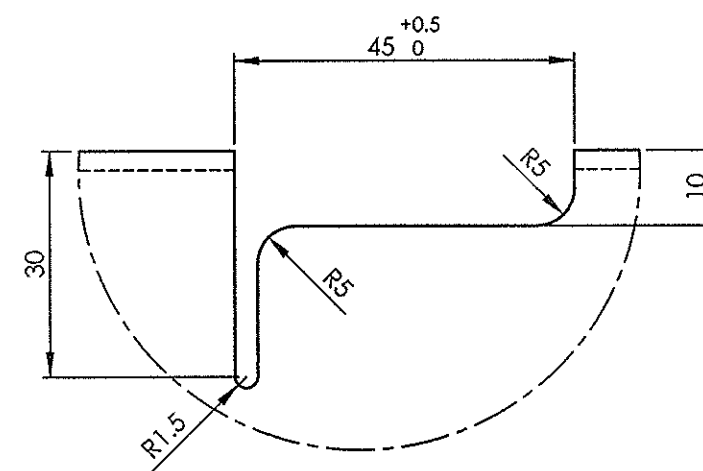
AAA14962

▽ ROUGH MACHINED	01 ROUGH CLEANED
▽▽ FINISH MACHINED	010 BURRS REMOVED
▽▽▽ FINE FINISH MACHINED	18 CHAMFERED

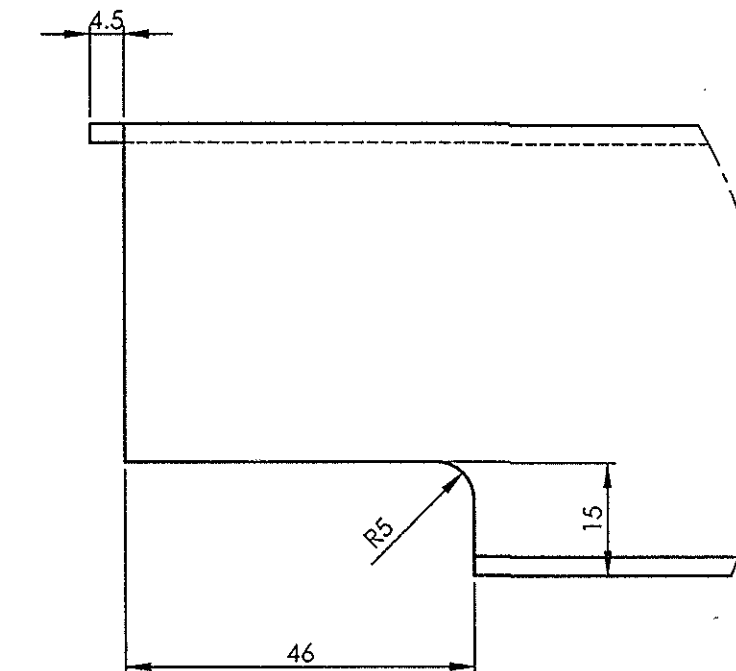
REVISIONS			
ALT.	ZONE	DESCRIPTION	APPROVED & DATE



SECTION A-A  
SCALE 1 : 1



DETAIL B  
SCALE 1 : 1

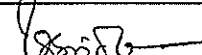
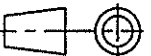


DETAIL C  
SCALE 1 : 1

ALL DIMENSIONS ARE IN mm UNLESS OTHERWISE SPECIFIED. FOR UNTOLERANCED DIMENSIONS AND ROUGHNESS VALUES, REFER DRAWING NO. ICF/STD-9-0-001.  
ANY MANUAL ALTERATION SHALL AUTOMATICALLY RENDER THIS DRAWING INVALID. WELDING SYMBOLS ARE AS PER IS:813-1986. WEIGHT GIVEN IN DRAWING IS FOR INDICATIVE PURPOSE ONLY.

REF.DRG.NO.2 11012.0.20.113.112

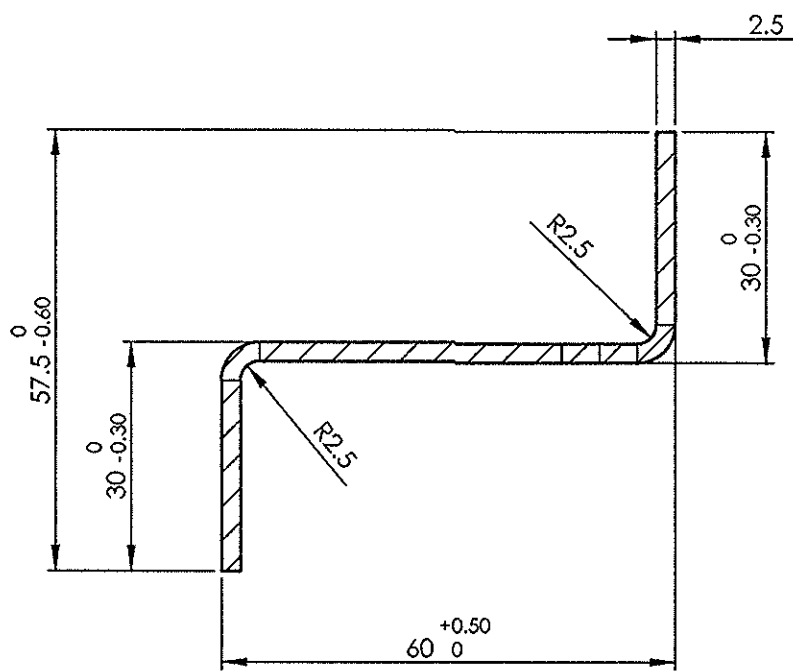
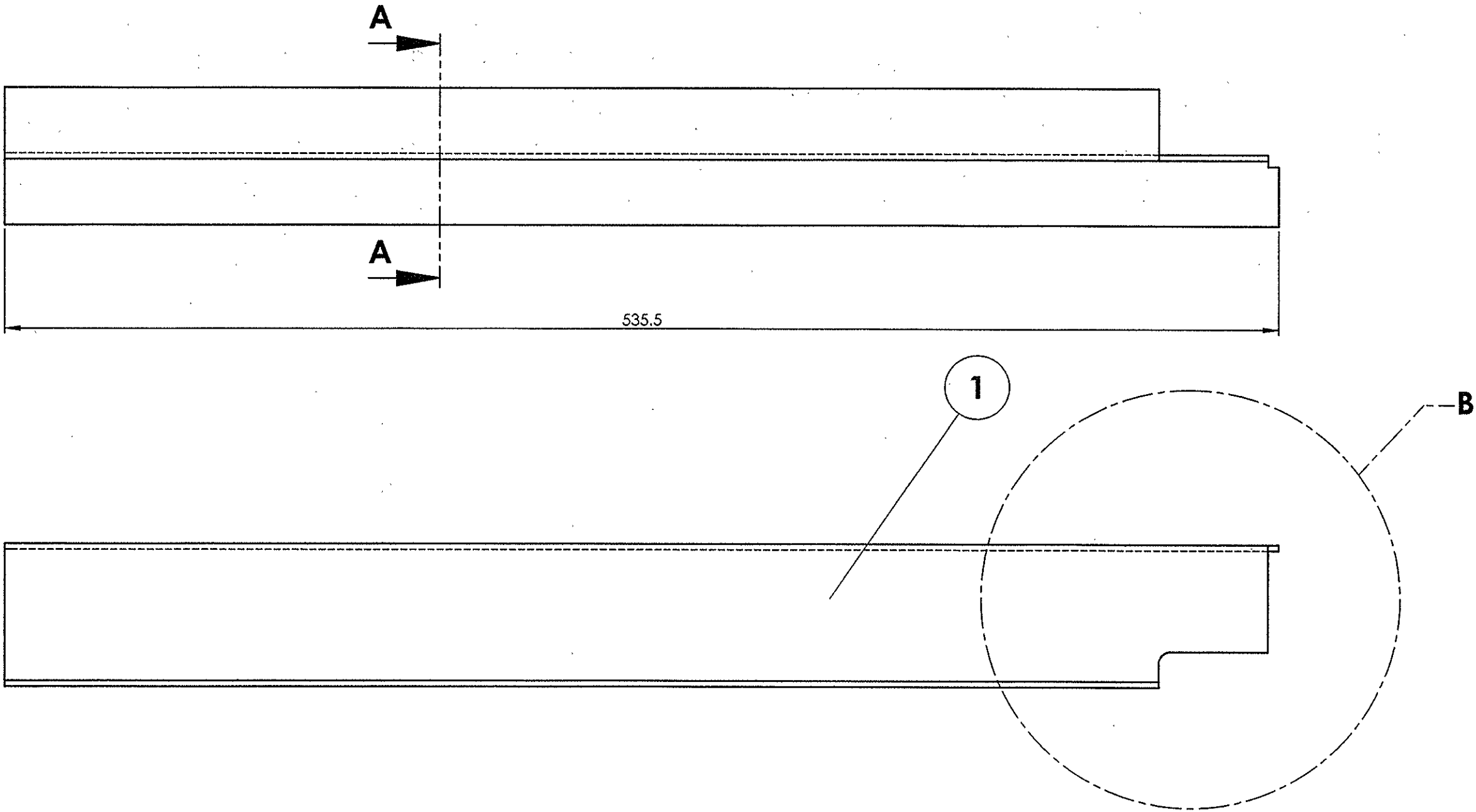
DATE OF LATEST ALT.	30-10-2014	<i>P. Murugan</i>
DATE OF FIRST ISSUE		AME/SME

1	HORIZONTAL MEMBER	2.5x110.4x1555.5	1		RDSO/SPEC C-K201 X2CrNi12	3.331		
QTY.	DESCRIPTION	DIMENSIONS	ITEM NO.	REF. DRGS	MATL.SPEC.	WT/UNIT IN KGS	REMARKS	
GROUP: 1-4 SIDEWALL ASSEMBL		SURFACE AREA IN Sq.m.: 0.342			WT/ASSY IN Kgs:			
HORIZONTAL MEMBER					SCALE 1:5	SSE/D		
						CHD		
					ALT	ALTD		
						DRN	P.MURUGAN	
INDIAN RAILWAY STANDARDS INTEGRAL COACH FACTORY, CHENNAI - 600038								
					SHEET 1 OF 1		AAA14962	A2

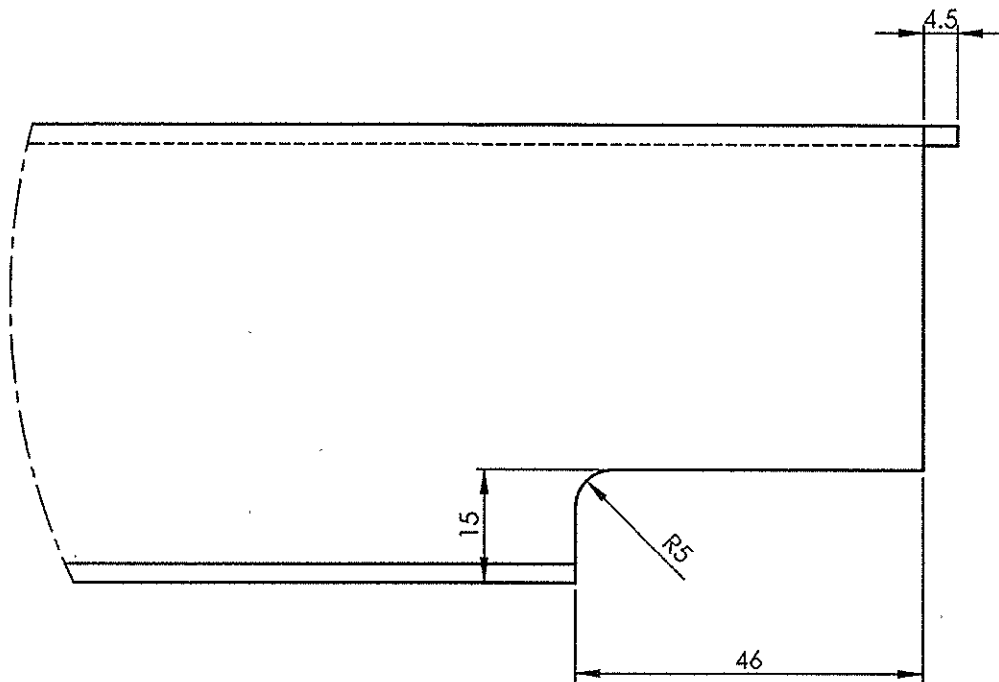
AAA14963

▽ ROUGH MACHINED	① ROUGH CLEANED
▽▽ FINISH MACHINED	①b BURRS REMOVED
▽▽▽ FINE FINISH MACHINED	①8 CHAMFERED


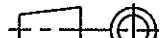
REVISIONS			
ALT.	ZONE	DESCRIPTION	APPROVED & DATE



SECTION A-A  
SCALE 1 : 1



DETAIL B  
SCALE 1 : 1

1	HORIZONTAL MEMBER	2.5x110.4x535.5	1		RDSO/SPEC C-K201 X2CrNi12	1.152	
QTY.	DESCRIPTION	DIMENSIONS	ITEM NO.	REF. DRGS	MATL.SPEC.	WT/UNIT IN KGS	REMARKS
GROUP: 1-4 SIDEWALL ASSEMBL		SURFACE AREA IN Sq.m.: 0.118			WT/ASSY IN Kgs:		
HORIZONTAL MEMBER					SCALE 1:2	SSE/D	
						CHD	
					ALT	ALTD	
						DRN	P.MURUGAN
INDIAN RAILWAY STANDARDS INTEGRAL COACH FACTORY, CHENNAI - 600038							
					SHEET 1 OF 1	AAA14963	A2

ALL DIMENSIONS ARE IN mm UNLESS OTHERWISE SPECIFIED. FOR UNTOLERANCED DIMENSIONS AND ROUGHNESS VALUES, REFER DRAWING NO. ICF/STD-9-0-001.  
ANY MANUAL ALTERATION SHALL AUTOMATICALLY RENDER THIS DRAWING INVALID. WELDING SYMBOLS ARE AS PER IS813-1986. WEIGHT GIVEN IN DRAWING IS FOR INDICATIVE PURPOSE ONLY

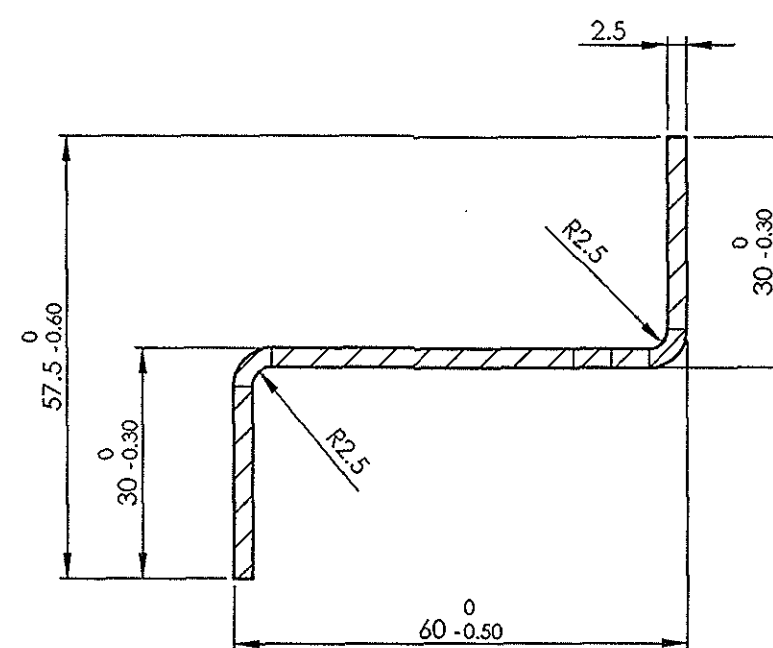
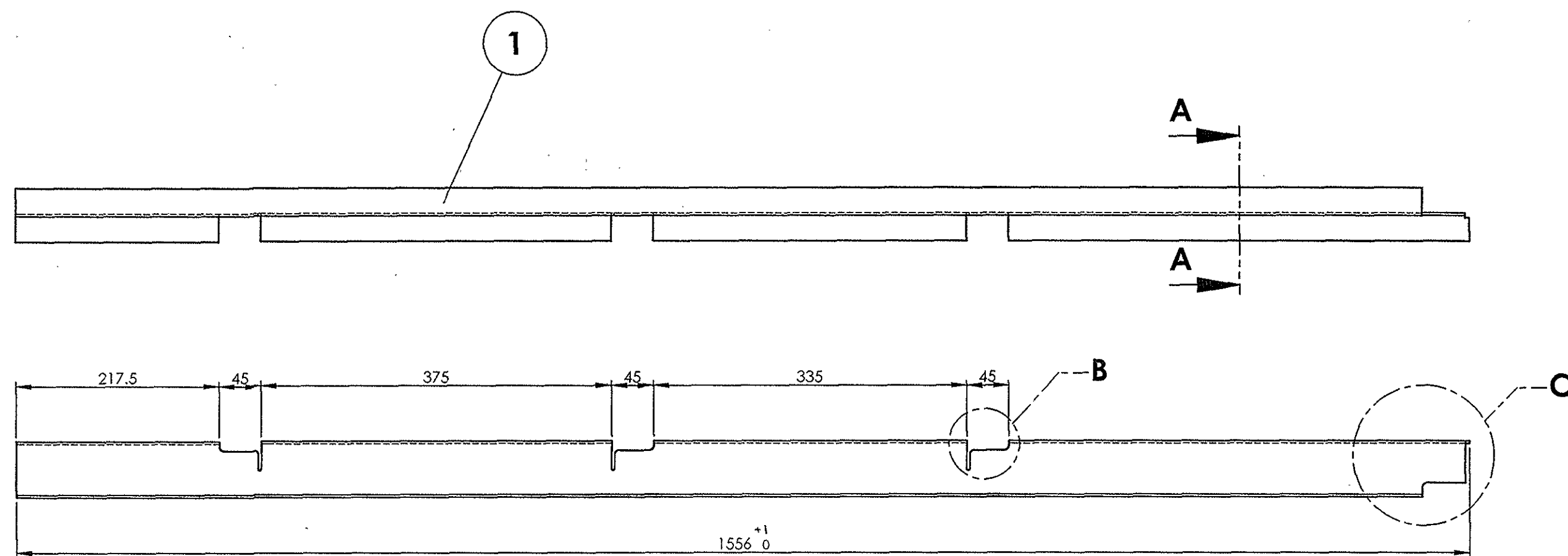
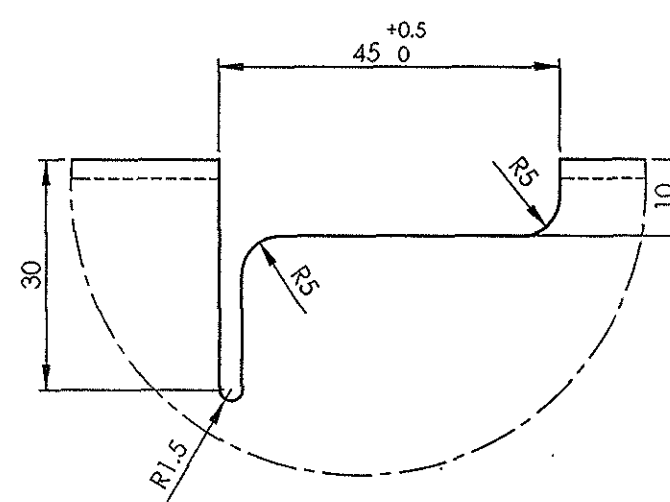
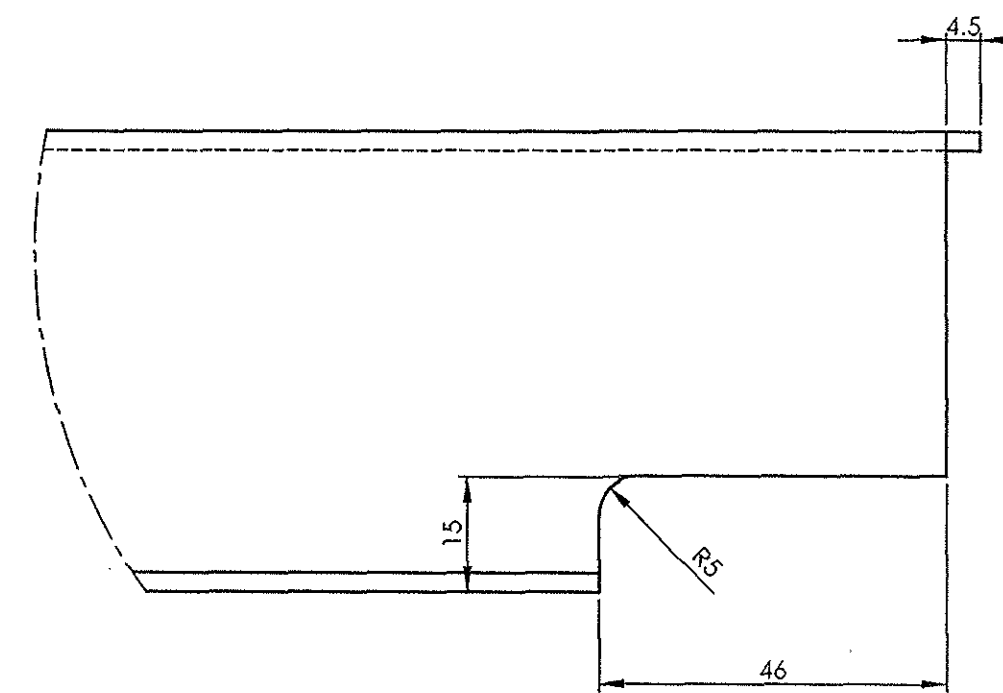
REF.DRG.NO.2 11012.0.20.113.114

DATE OF LATEST ALT.	30-10-2014	AME/SME
---------------------	------------	---------

AAA14964

▽ ROUGH MACHINED	01 ROUGH CLEANED
▽▽ FINISH MACHINED	01b BURRS REMOVED
▽▽▽ FINE FINISH MACHINED	18 CHAMFERED

REVISIONS			
ALT.	ZONE	DESCRIPTION	APPROVED & DATE

SECTION A-A  
SCALE 1 : 1DETAIL B  
SCALE 1 : 1DETAIL C  
SCALE 1 : 1

ALL DIMENSIONS ARE IN mm UNLESS OTHERWISE SPECIFIED. FOR UNTOLERANCED DIMENSIONS AND ROUGHNESS VALUES, REFER DRAWING NO. ICF/STD-9-0-001.  
ANY MANUAL ALTERATION SHALL AUTOMATICALLY RENDER THIS DRAWING INVALID. WELDING SYMBOLS ARE AS PER IS813-1986. WEIGHT GIVEN IN DRAWING IS FOR INDICATIVE PURPOSE ONLY.

REF.DRG.NO.2.11012.0.20.113.116

DATE OF LATEST ALT.	30-10-2014	AME/SME
---------------------	------------	---------

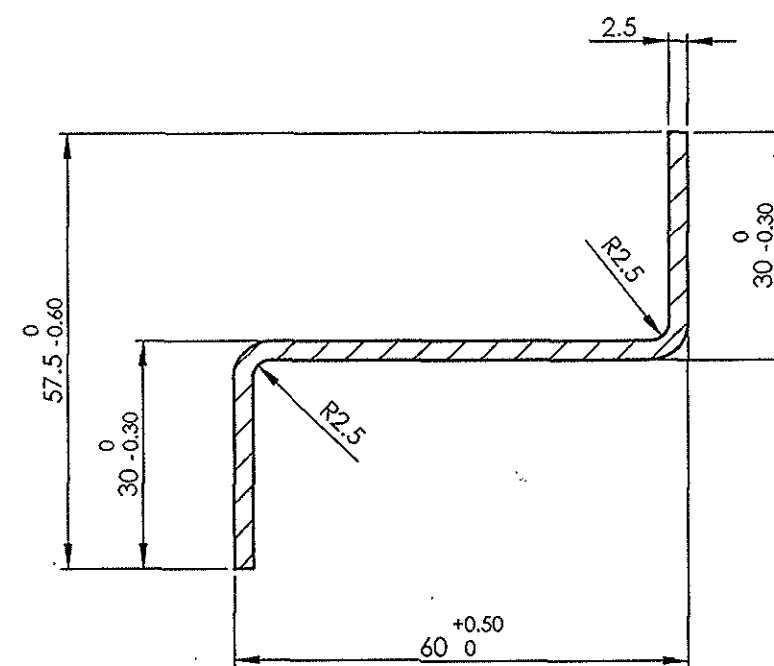
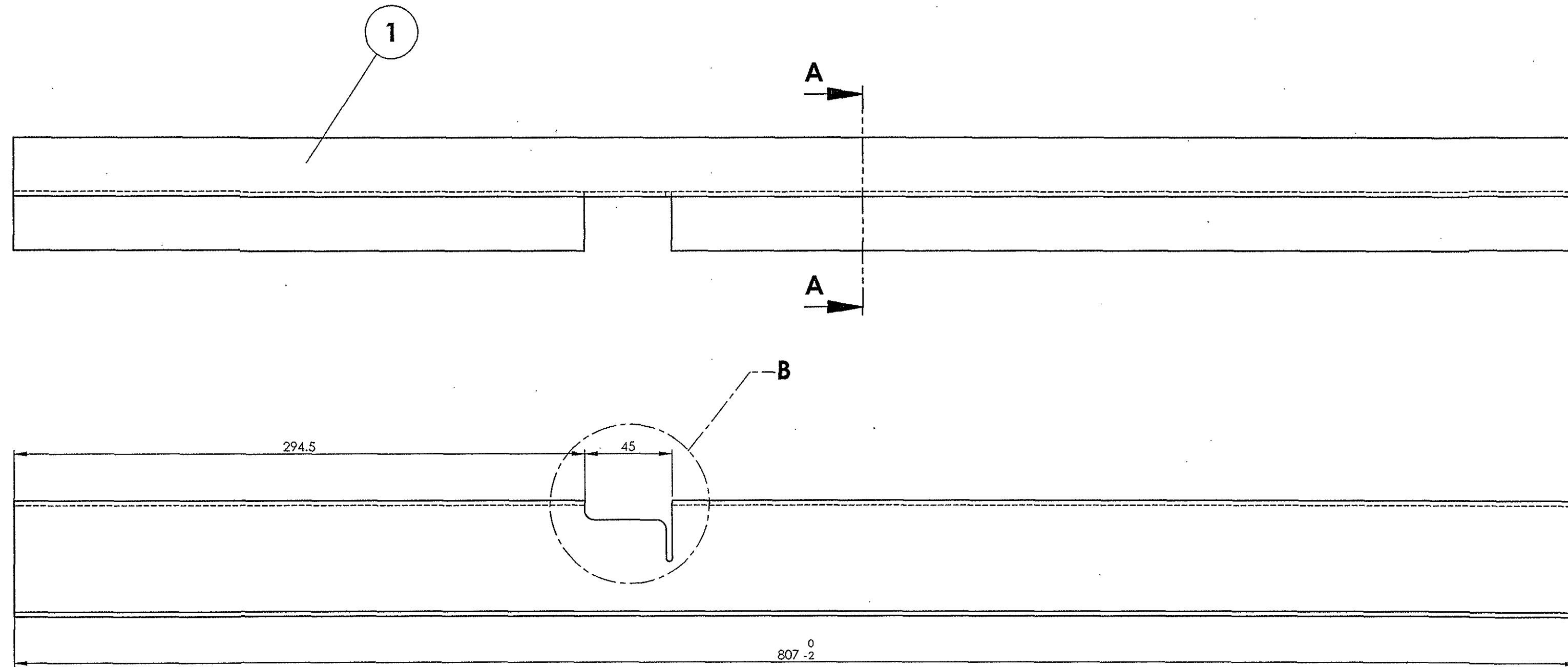
1	HORIZONTAL MEMBER	2.5x110.4x1556	1		RDSO/SPEC. C- K201 X2C1Ni12	3.333		
QTY.	DESCRIPTION	DIMENSIONS	ITEM NO.	REF. DRGS	MATL.SPEC.	WT/UNIT IN KGS	REMARKS	
GROUP: 1-4 SIDEWALL ASSEMBL		SURFACE AREA IN Sq.m.: 0.342			WT/ASSY IN Kgs:			
HORIZONTAL MEMBER					SCALE 1:5	SSE/D		
						CHD		
					ALT	ALTD		
						DRN		P.MURUGAN
INDIAN RAILWAY STANDARDS INTEGRAL COACH FACTORY, CHENNAI - 600038				SHEET 1 OF 1				
					AAA14964		A2	



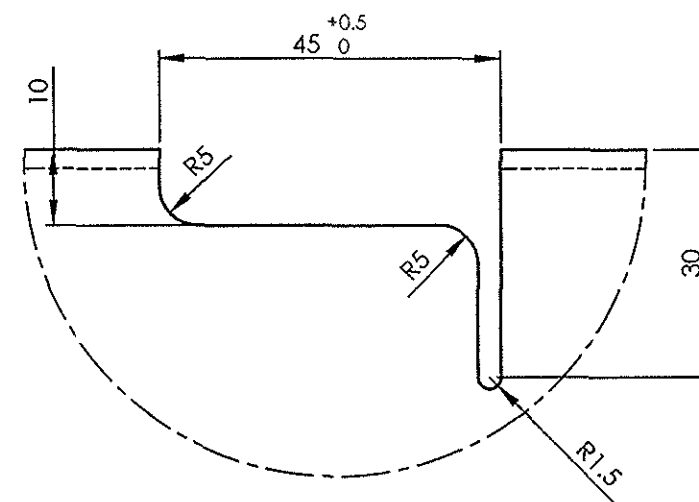
AAA14970

▽ ROUGH MACHINED	① ROUGH CLEANED
▽▽ FINISH MACHINED	①b BURRS REMOVED
▽▽▽ FINE FINISH MACHINED	⑱ CHAMFERED

REVISIONS			
ALT.	ZONE	DESCRIPTION	APPROVED & DATE



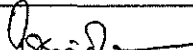
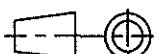
SECTION A-A  
SCALE 1 : 1



DETAIL B  
SCALE 1 : 1

ALL DIMENSIONS ARE IN mm UNLESS OTHERWISE SPECIFIED. FOR UNTOLERANCED DIMENSIONS AND ROUGHNESS VALUES, REFER DRAWING NO. ICF/STD-9-0-001.  
ANY MANUAL ALTERATION SHALL AUTOMATICALLY RENDER THIS DRAWING INVALID. WELDING SYMBOLS ARE AS PER IS813-1986. WEIGHT GIVEN IN DRAWING IS FOR INDICATIVE PURPOSE ONLY.

REF.DRG.NO.2 11012.0.20.113.122


1	HORIZONTAL MEMBER	2.5x110.5x807	1		RDSO/SPEC C- K201 X2CrNi12	1.771	
QTY.	DESCRIPTION	DIMENSIONS	ITEM NO.	REF. DRGS	MATL.SPEC.	WT/UNIT IN KGS	REMARKS
GROUP: 1-4 SIDEWALL ASSEMBLY		SURFACE AREA IN Sq.m.: 0.182			WT/ASSY IN Kgs:		
HORIZONTAL MEMBER					SCALE 1:2	SSE/D	
						CHD	
					ALT	ALTD	
						DRN	P.MURUGAN
INDIAN RAILWAY STANDARDS INTEGRAL COACH FACTORY, CHENNAI - 600038				SHEET 1 OF 1			
						AAA14970	
							A2

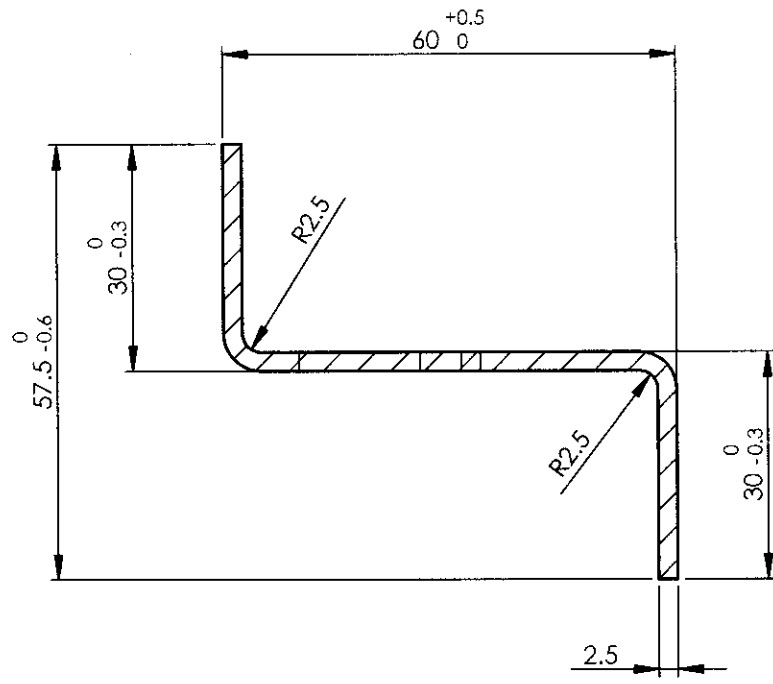
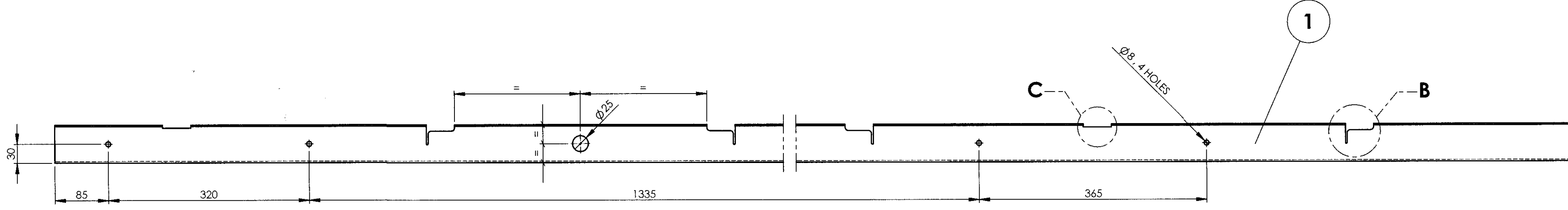
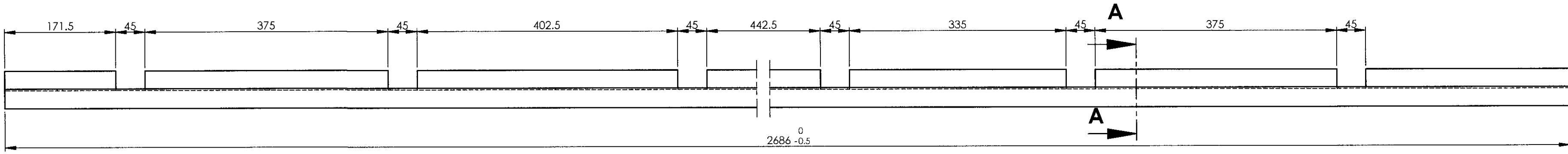
DATE OF LATEST ALT.	30-10-2014	AME/SAFE
---------------------	------------	----------

AAA14972

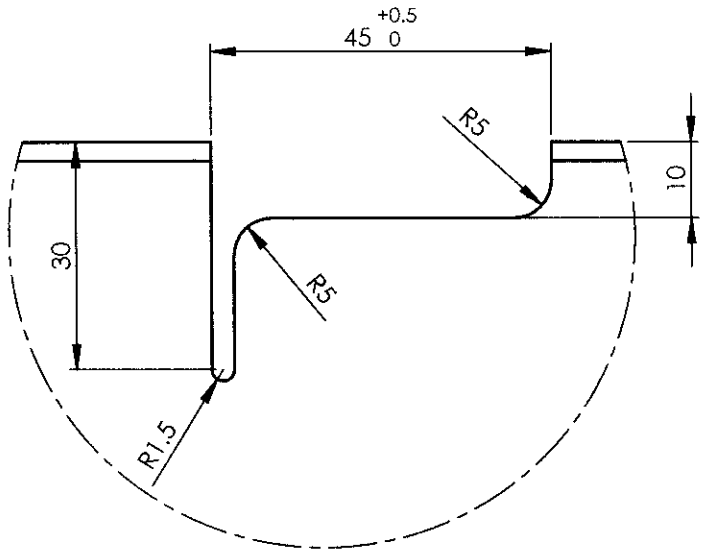
- ▽ ROUGH MACHINED
- ▽▽ FINISH MACHINED
- ▽▽▽ FINE FINISH MACHINED

- ① ROUGH CLEANED
- ①b BURRS REMOVED
- ①B CHAMFERED

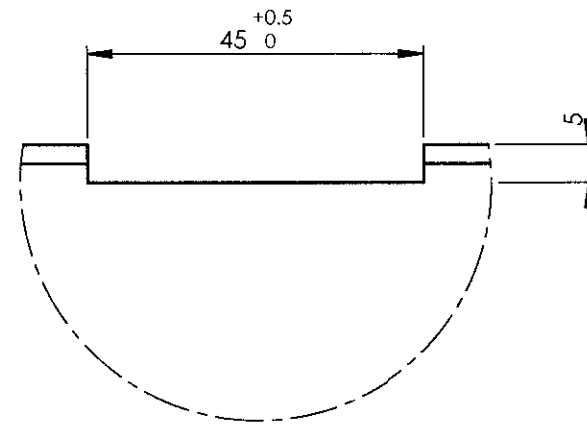
REVISIONS			
ALT.	ZONE	DESCRIPTION	APPROVED & DATE
a		ø25 HOLE ADDED.	 16/12/15



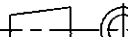
SECTION A-A  
SCALE 1 : 1



DETAIL B  
SCALE 1 : 1



DETAIL C  
SCALE 1 : 1

1	HORIZONTAL MEMBER	2.5x110.4x2686	1		RDSO/SPEC C- K201 X2CrNi12	5.801	
Default	DESCRIPTION	DIMENSIONS	ITEM NO.	REF. DRGS	MATL.SPEC.	WT/UNIT IN KGS	REMARKS
GROUP: 1-4 SIDE WALL ASSEMBLY		SURFACE AREA IN Sq.m.: 0.596			WT/ASSY IN Kgs:		
HORIZONTAL MEMBER				SCALE 1:5	SSE/D		
					CHD		
				ALT a	ALTD	G.VIMALA	
					DRN	P.MURUGAN	
				INDIAN RAILWAY STANDARDS INTEGRAL COACH FACTORY, CHENNAI - 600038		SHEET 1 OF 1	
AAA14972		A2					

10-12-2019	30-10-2014	AME/SME
DATE OF LATEST ALT.	DATE OF FIRST ISSUE	

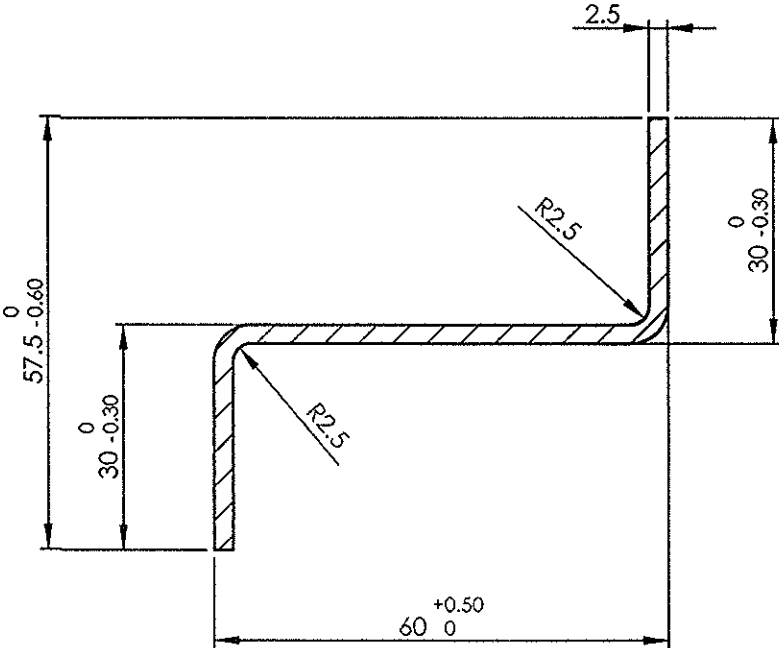
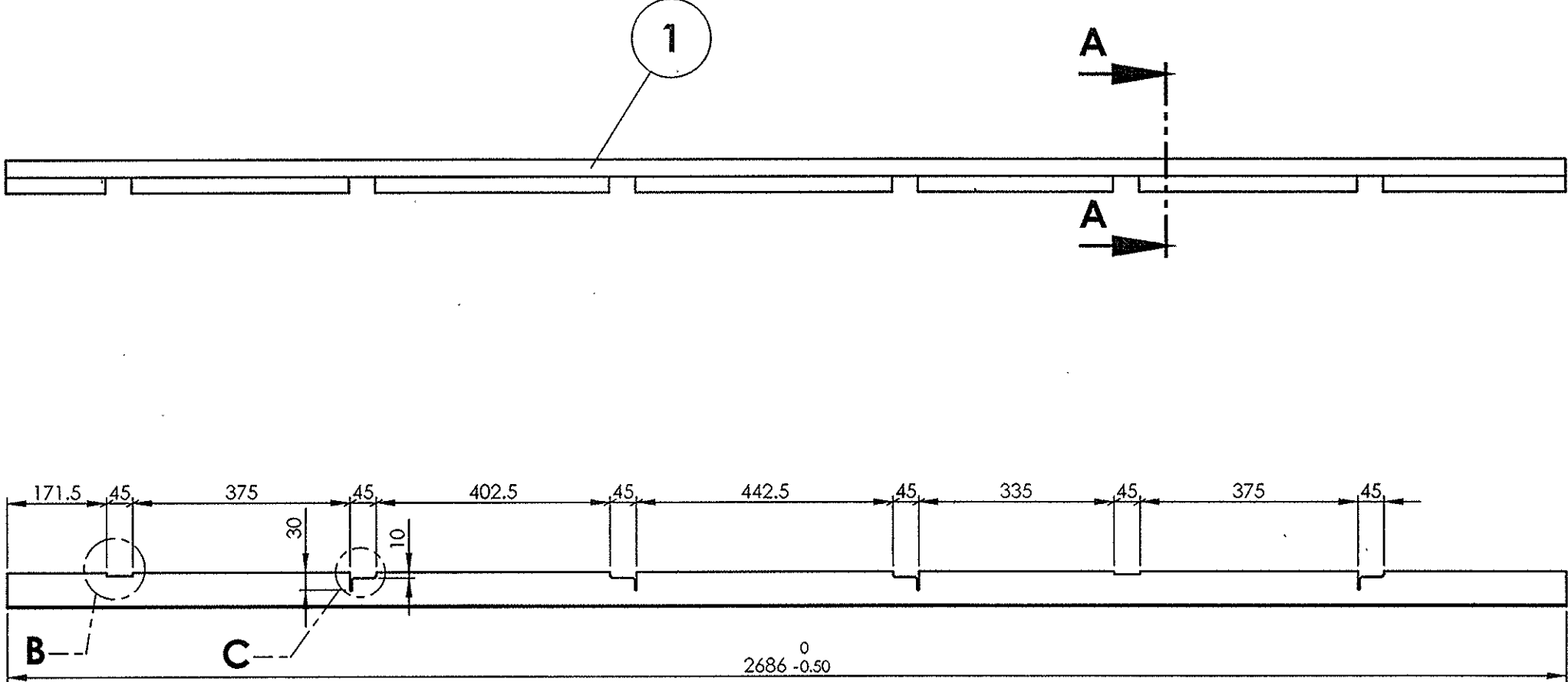
REF.DRG.NO.2 11012.0.20.113.124

ALL DIMENSIONS ARE IN mm UNLESS OTHERWISE SPECIFIED. FOR UNTOLERANCED DIMENSIONS AND ROUGHNESS VALUES, REFER DRAWING NO ICF/STD-9-0-001. ANY MANUAL ALTERATION SHALL AUTOMATICALLY RENDER THIS DRAWING INVALID. WELDING SYMBOLS ARE AS PER IS813-1986. WEIGHT GIVEN IN DRAWING IS FOR INDICATIVE PURPOSE ONLY

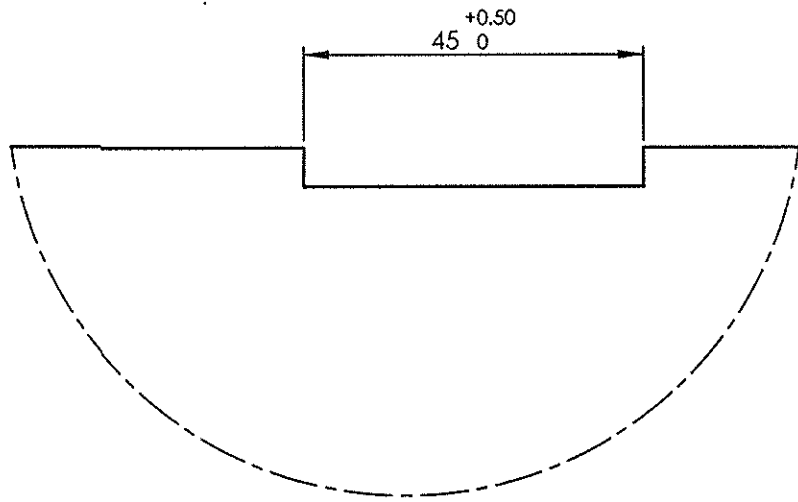
AAA14973

▽ ROUGH MACHINED	① ROUGH CLEANED
▽▽ FINISH MACHINED	② BURRS REMOVED
▽▽▽ FINE FINISH MACHINED	③ CHAMFERED

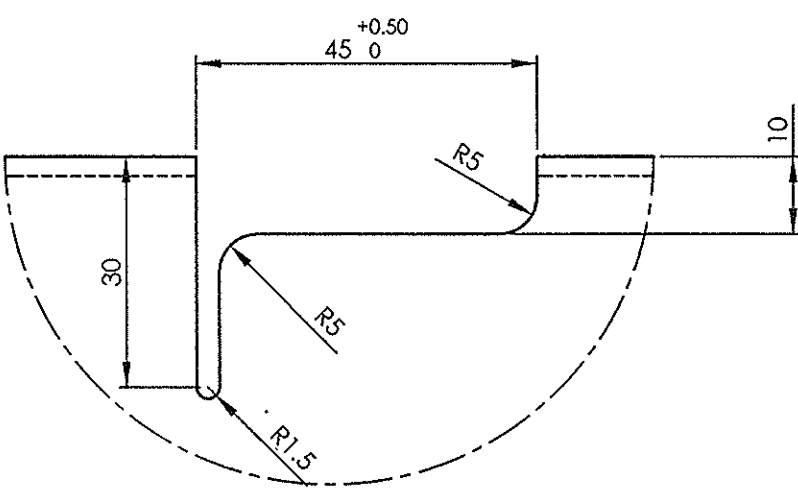
REVISIONS			
ALT.	ZONE	DESCRIPTION	APPROVED & DATE



SECTION A-A  
SCALE 1 : 1


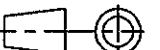


DETAIL B  
SCALE 1 : 1



DETAIL C  
SCALE 1 : 1

ALL DIMENSIONS ARE IN mm UNLESS OTHERWISE SPECIFIED. FOR UNTOLERANCED DIMENSIONS AND ROUGHNESS VALUES, REFER DRAWING NO. ICF/STD-9-0-001. ANY MANUAL ALTERATION SHALL AUTOMATICALLY RENDER THIS DRAWING INVALID. WELDING SYMBOLS ARE AS PER IS:813-1986. WEIGHT GIVEN IN DRAWING IS FOR INDICATIVE PURPOSE ONLY.

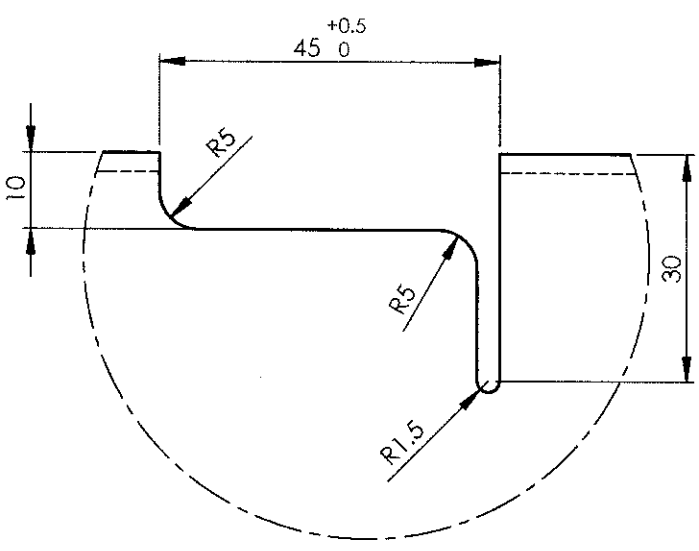
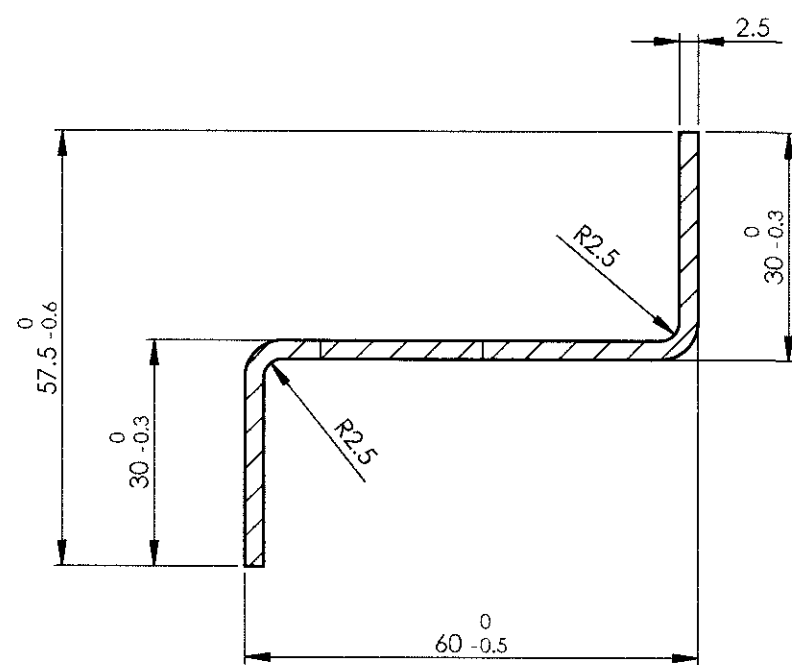
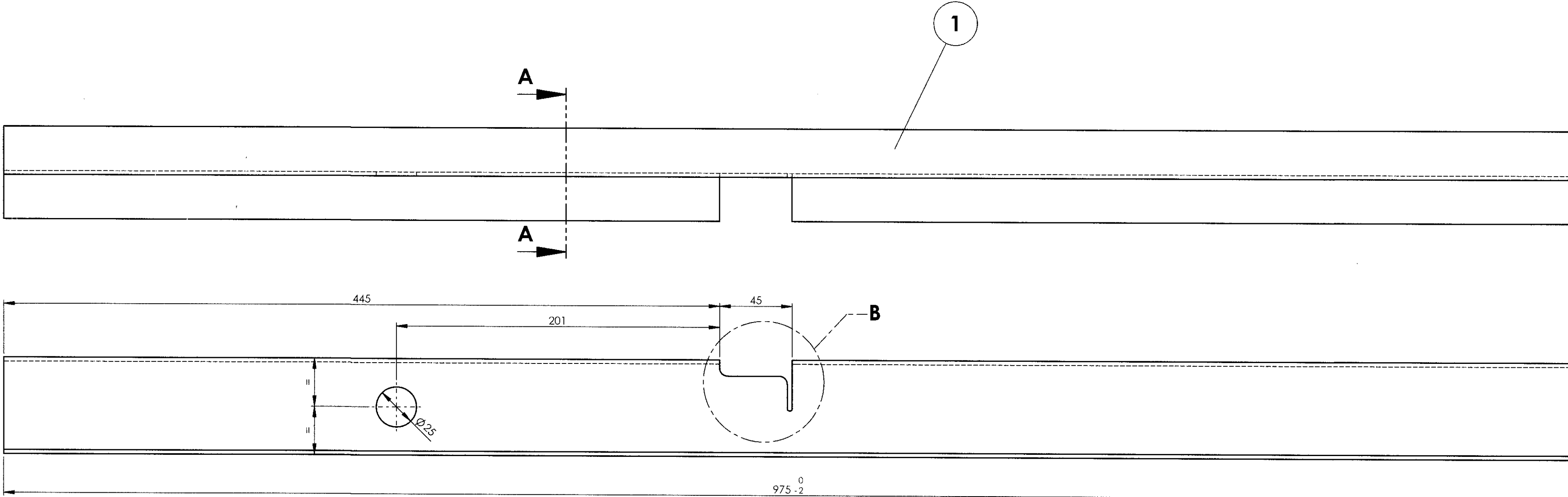
1	HORIZONTAL MEMBER	2.5x110.4x2686	1		RDSO/SPEC C-K201 X2CrNi12	5.815	
QTY.	DESCRIPTION	DIMENSIONS	ITEM NO.	REF. DRGS	MATL.SPEC.	WT/UNIT IN KGS	REMARKS
GROUP: 1-4 SIDEWALL ASSEMBLY		SURFACE AREA IN Sq.m.: 0.597			WT/ASSY IN Kgs:		
HORIZONTAL MEMBER					SCALE 1:10	SSE/D	
						CHD	
					ALT	ALTD	
						DRN	P.MURUGAN
INDIAN RAILWAY STANDARDS INTEGRAL COACH FACTORY, CHENNAI - 600038					SHEET 1 OF 1		
							AAA14973

REF.DRG.NO.2 11012.0.20.113.125

DATE OF LATEST ADD.	30-10-2014	AME/SME
---------------------	------------	---------

AAA14974

REVISIONS		ALT.	ZONE	DESCRIPTION	APPROVED & DATE
NO.	DESCRIPTION				
01	ROUGH CLEANED				
01b	BURRS REMOVED				
18	CHAMFERED				
		a		ø25 HOLE ADDED.	

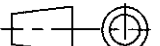


DETAIL B  
SCALE 1 : 1

SECTION A-A  
SCALE 1 : 1

ALL DIMENSIONS ARE IN mm UNLESS OTHERWISE SPECIFIED. FOR UNTOLERANCED DIMENSIONS AND ROUGHNESS VALUES, REFER DRAWING NO. ICF/STD-9-0-001. ANY MANUAL ALTERATION SHALL AUTOMATICALLY RENDER THIS DRAWING INVALID. WELDING SYMBOLS ARE AS PER IS:813-1986.

REF.DRG.NO.2 11012.0.20.113.126

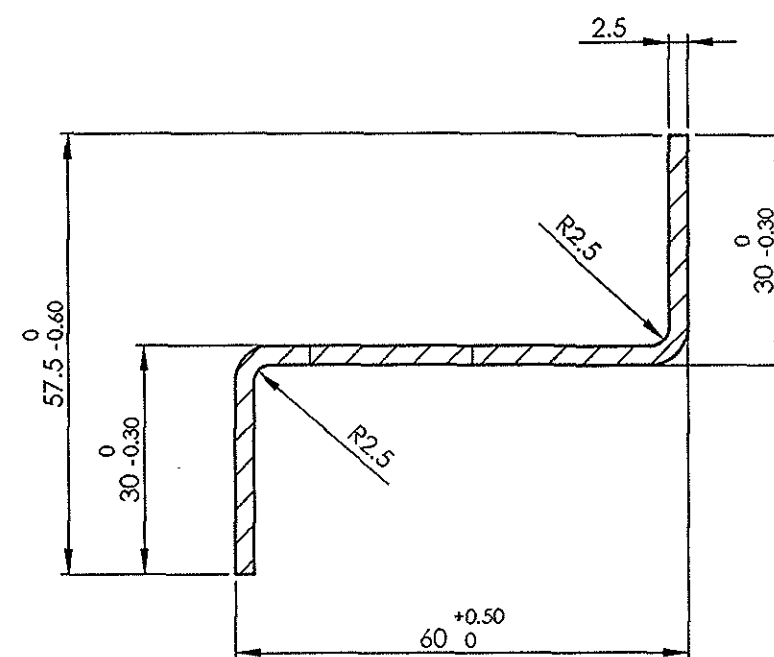
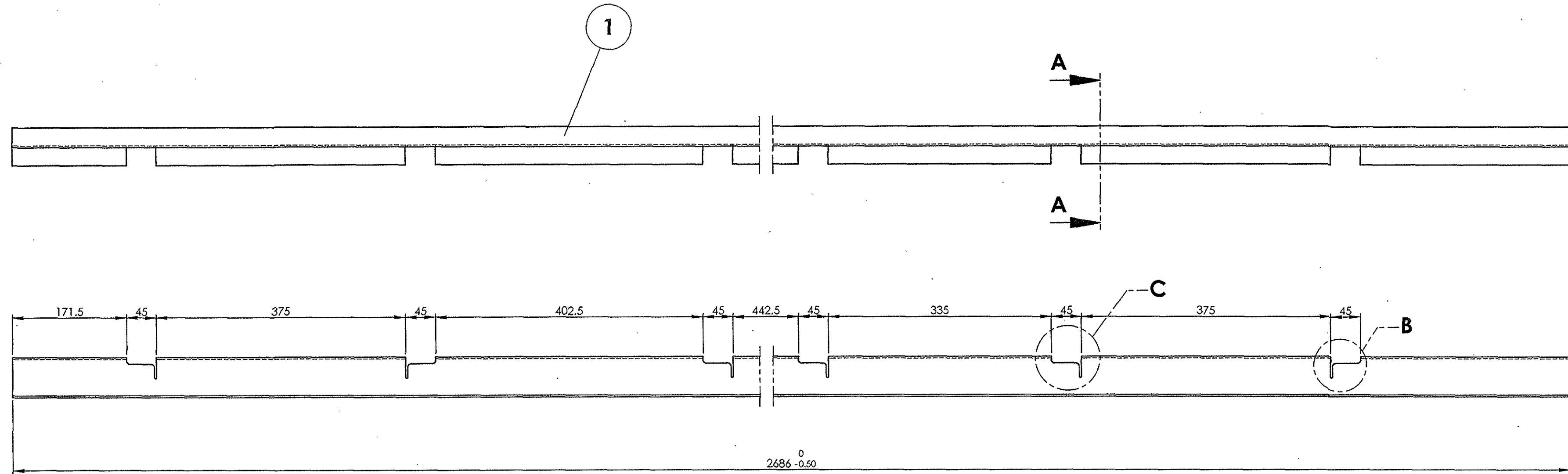
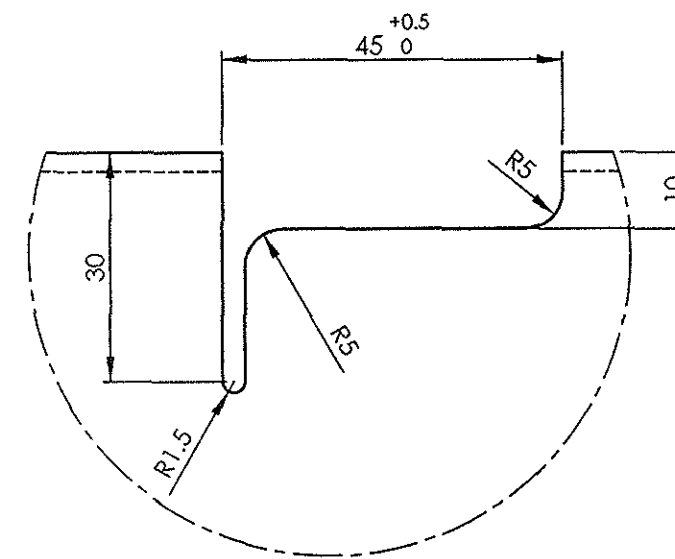
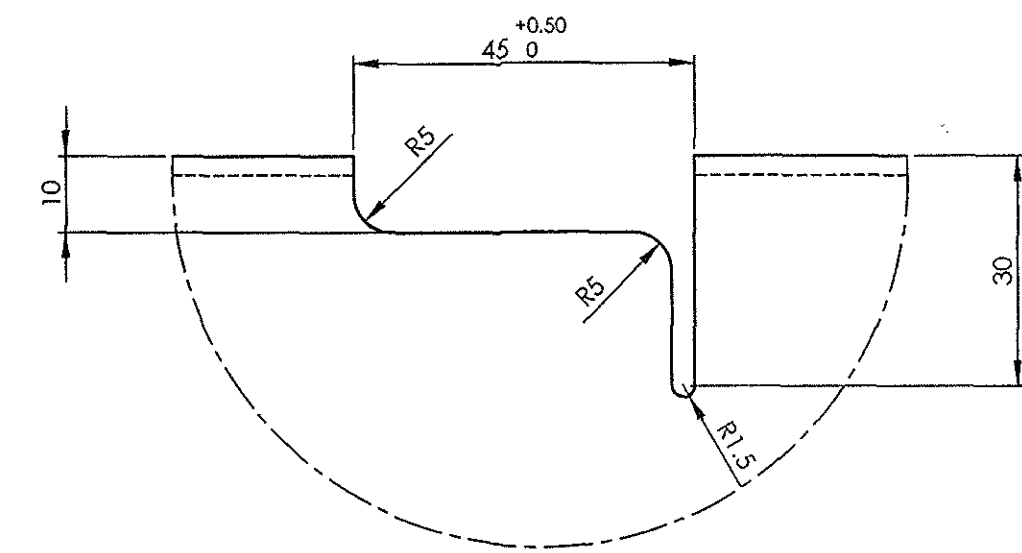
1	HORIZONTAL MEMBER	2.5x110.4x975	1		RDSO/SPEC C-K201 X2CrNi12	2.136	
Default	DESCRIPTION	DIMENSIONS	ITEM NO.	REF. DRGS	MATL.SPEC.	WT/UNIT IN KGS	REMARKS
GROUP: 1-4 SIDEWALL ASSEMBL		SURFACE AREA IN Sq.m.: 0.220			WT/ASSY IN Kgs:2.136		
HORIZONTAL MEMBER					SCALE 1:2	SSE/D	
						CHD	
					ALT a	ALTD	G.VIMALA
						DRN	P.MURUGAN
							
INDIAN RAILWAY STANDARDS				SHEET 1 OF 1	AAA14974		A2
INTEGRAL COACH FACTORY, CHENNAI - 600038							

10-12-2019	30-10-2014	
DATE OF LATEST ALT.	DATE OF FIRST ISSUE	AME/SME

AAA14975

▽ ROUGH MACHINED	① ROUGH CLEANED
▽▽ FINISH MACHINED	①b BURRS REMOVED
▽▽▽ FINE FINISH MACHINED	①8 CHAMFERED

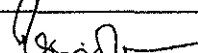

REVISIONS			
ALT.	ZONE	DESCRIPTION	APPROVED & DATE

SECTION A-A  
SCALE 1 : 1DETAIL B  
SCALE 1 : 1DETAIL C  
SCALE 1 : 1

ALL DIMENSIONS ARE IN mm UNLESS OTHERWISE SPECIFIED. FOR UNTOLERANCED DIMENSIONS AND ROUGHNESS VALUES, REFER DRAWING NO ICF/STD-9-0-001.  
ANY MANUAL ALTERATION SHALL AUTOMATICALLY RENDER THIS DRAWING INVALID. WELDING SYMBOLS ARE AS PER IS:813-1986. WEIGHT GIVEN IN DRAWING IS FOR INDICATIVE PURPOSE ONLY

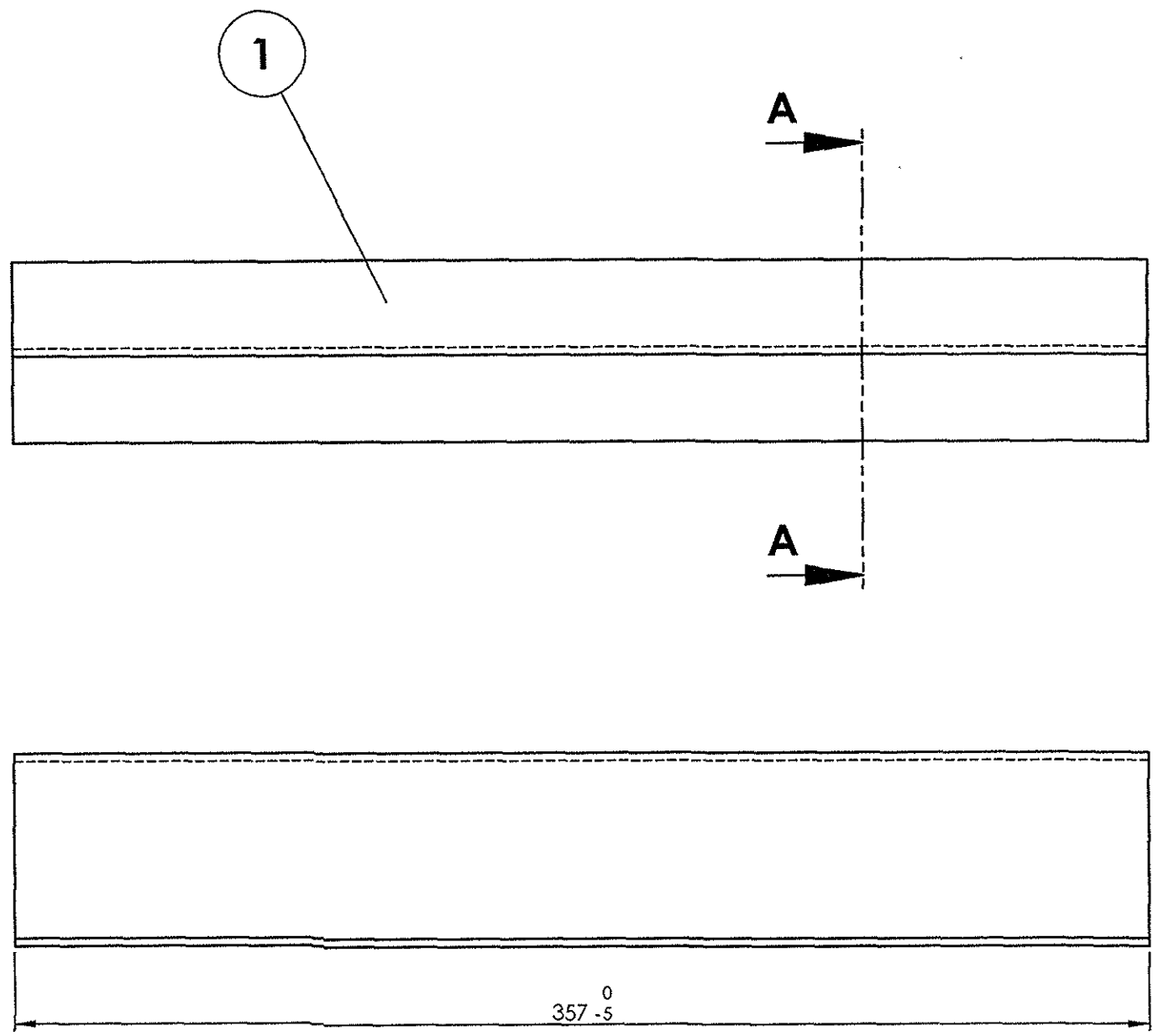
REF.DRG.NO.2 11012.0.20.113.127

DATE OF LATEST ALT.	30-10-2014	AME/SME
---------------------	------------	---------

1	HORIZONTAL MEMBER	2.5x110.4x2686	1		RDSO/SPEC C- K201 X2Cm12	5.803	
QTY.	DESCRIPTION	DIMENSIONS	ITEM NO.	REF. DRGS	MATL.SPEC.	WT/UNIT IN KGS	REMARKS
GROUP: 1-4 SIDEWALL ASSEMBL		SURFACE AREA IN Sq.m.: 0.596			WT/ASSY IN Kgs:		
HORIZONTAL MEMBER					SCALE 1:5	SSE/D	
						CHD	
					ALT	ALTD	
						DRN	P.MURUGAN
INDIAN RAILWAY STANDARDS INTEGRAL COACH FACTORY, CHENNAI - 600038				SHEET 1 OF 1			
						AAA14975 A2	

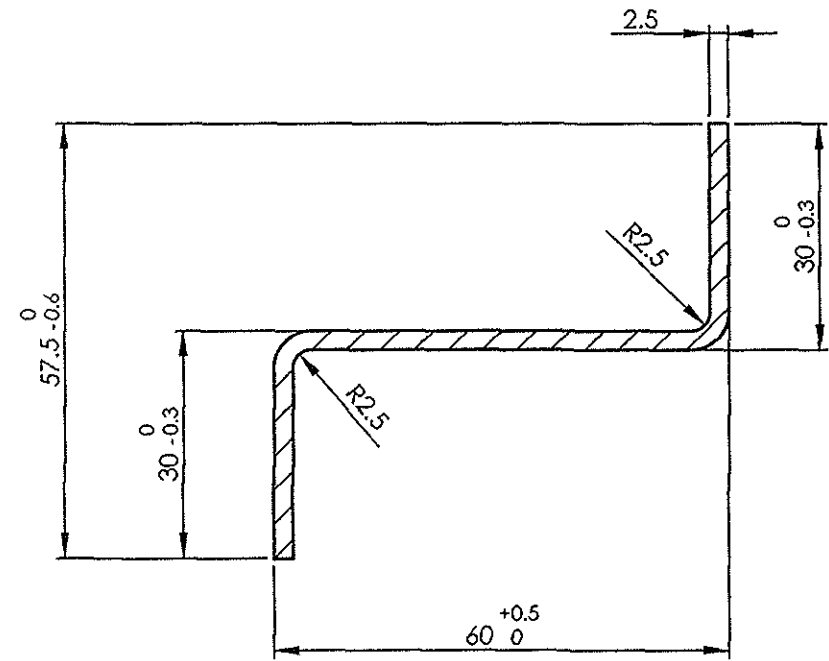
AAA14976

ALL DIMENSIONS ARE IN mm UNLESS OTHERWISE SPECIFIED. FOR UNTOLERANCED DIMENSIONS AND ROUGHNESS VALUES, REFER DRAWING NO. ICF/STD-9-0-001. ANY MANUAL ALTERATION SHALL AUTOMATICALLY RENDER THIS DRAWING INVALID. WELDING SYMBOLS ARE AS PER IS:813-1986. WEIGHT GIVEN IN DRAWING IS FOR INDICATIVE PURPOSE ONLY.



▽ ROUGH MACHINED	① ROUGH CLEANED
▽▽ FINISH MACHINED	② BURRS REMOVED
▽▽▽ FINE FINISH MACHINED	③ CHAMFERED

REVISIONS			
ALT.	ZONE	DESCRIPTION	APPROVED & DATE



SECTION A-A  
SCALE 1 : 1

1	HORIZONTAL MEMBER	2.5x110.4x357	1	REF. DRGS	RDSO/SPEC C-K201 X2CrNi12	0.798	REMARKS
QTY.	DESCRIPTION	DIMENSIONS	ITEM NO.	REF. DRGS	MATL.SPEC.	WT/UNIT IN KGS	REMARKS
GROUP: 1-4 SIDEWALL ASSEMBLY				SURFACE AREA IN Sq.m.: 0.082		WT/ASSY IN Kgs:	
HORIZONTAL MEMBER					SCALE 1:2	SSE/D	
						CHD	
					ALT	ALTD	
					DRN	P.MURUGAN	
INDIAN RAILWAY STANDARDS					SHEET 1 OF 1		
INTEGRAL COACH FACTORY, CHENNAI - 600038					AAA14976		
					A2		

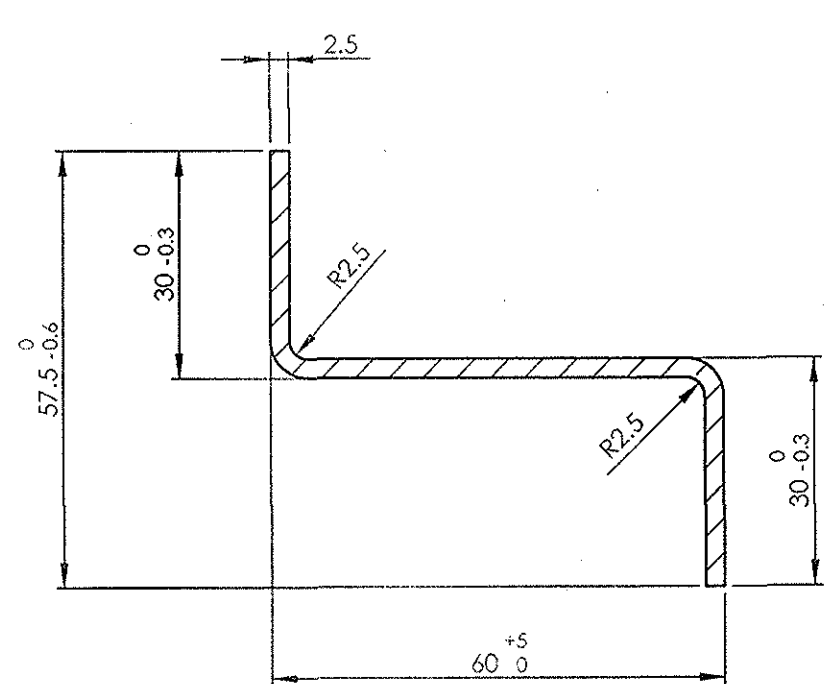
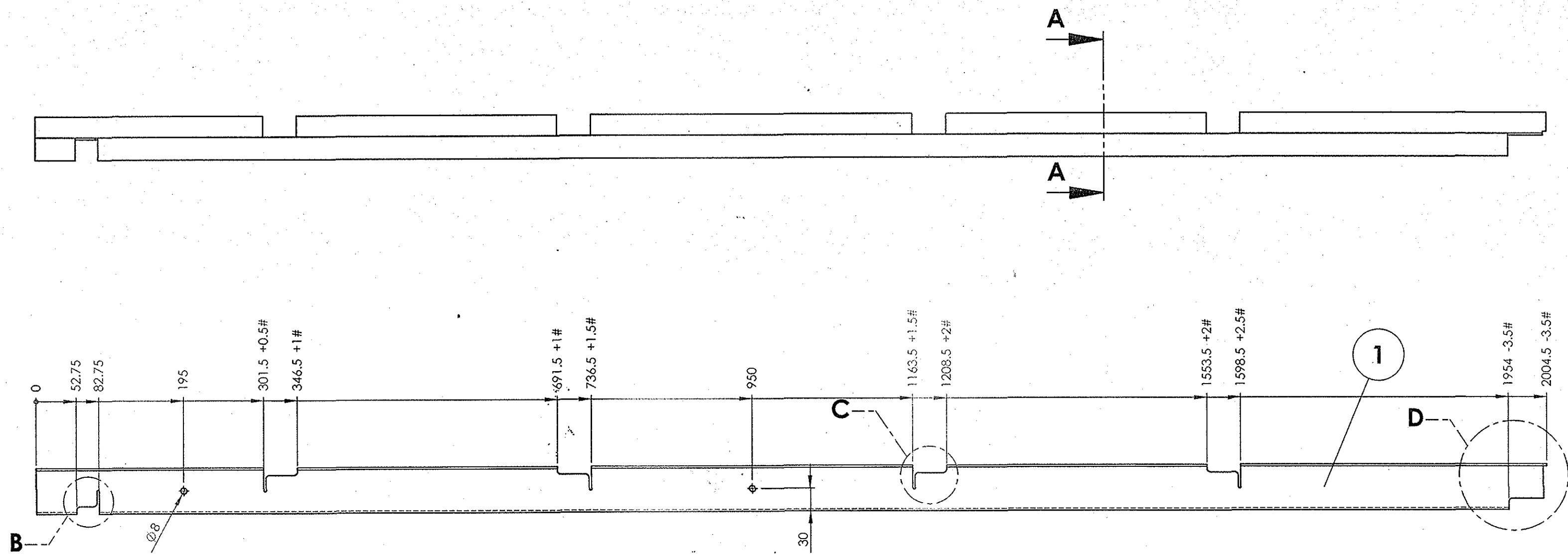
REF.DRG.NO.2 11012.0.20.113.128

DATE OF LATEST ALT.	30-10-2014	AME/SME
---------------------	------------	---------

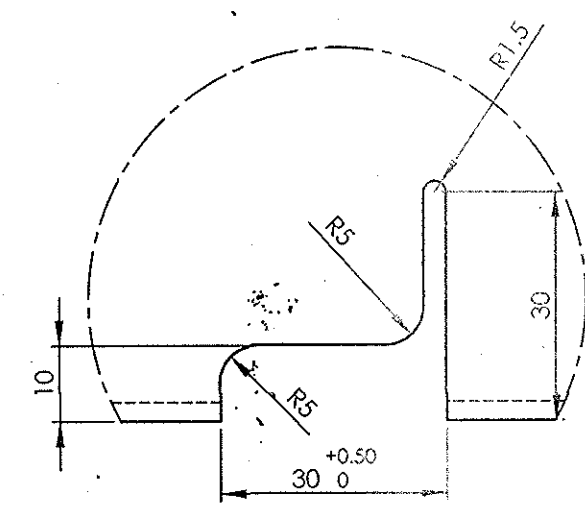
AAA14978

▽ ROUGH MACHINED	① ROUGH CLEANED
▽▽ FINISH MACHINED	② BURRS REMOVED
▽▽▽ FINE FINISH MACHINED	③ CHAMFERED

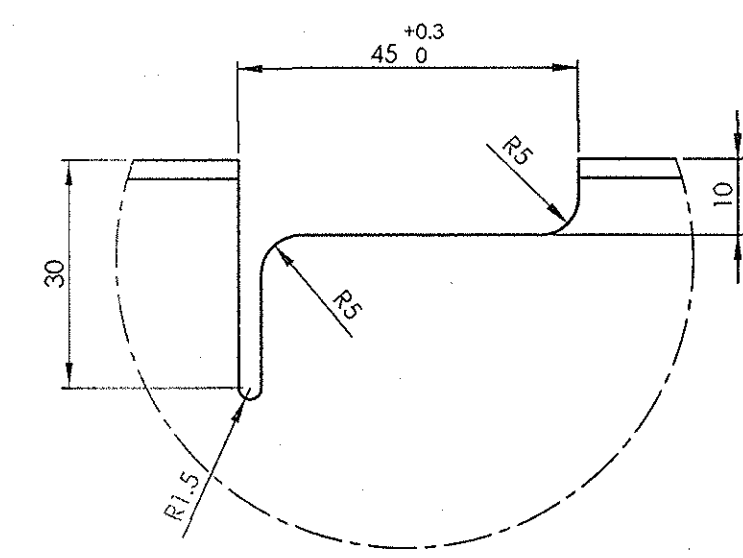
REVISIONS			
ALT.	ZONE	DESCRIPTION	APPROVED & DATE



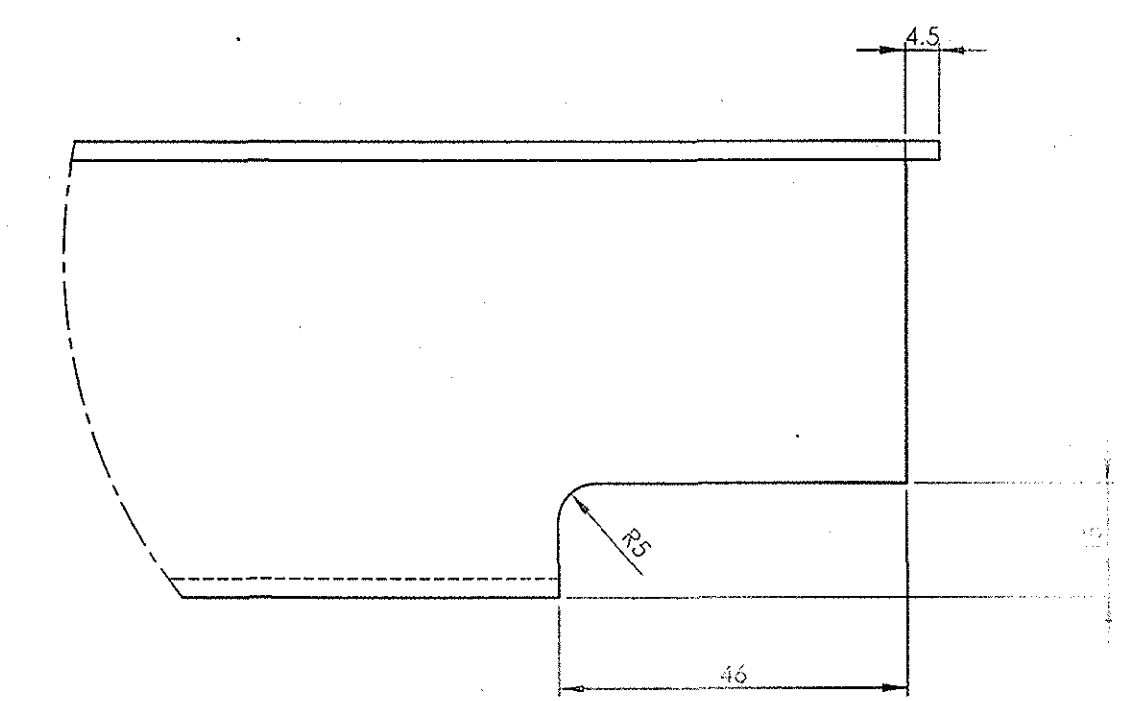
SECTION A-A  
SCALE 1:1



DETAIL B  
SCALE 1:1



DETAIL C  
SCALE 1:1



DETAIL D  
SCALE 1:1

**NOTE:**  
# 1. MANDATORY MANUFACTURING ALLOWANCES.

1	HORIZONTAL MEMBER	2.5x110.4x2004.5	1		RD50/SPEC C-K201 X2CrNi12	4.277	
QTY.	DESCRIPTION	DIMENSIONS	ITEM NO.	REF. DRGS	MATL. SPEC.	WT/UNIT IN KGS	REMARKS
GROUP: 1-4 SIDEWALL ASSEMBL		SURFACE AREA IN Sq.m.: 0.440			WT/ASSY IN Kgs:		
HORIZONTAL MEMBER					SCALE 1:5	SSE/D	
						CHD	
					ALT	ALTD	
						DRN	P.MURUGAN
INDIAN RAILWAY STANDARDS INTEGRAL COACH FACTORY, CHENNAI - 600038				SHEET 1 OF 1			
					AAA14978		A2

DATE OF LATEST REV.	14-03-2015	DATE OF FIRST ISSUE	05-04-2015
---------------------	------------	---------------------	------------

REF.DRG.NO.2 11012.0.20.113.130

ALL DIMENSIONS ARE IN mm UNLESS OTHERWISE SPECIFIED. FOR UNLOCATED DIMENSIONS AND ROUGHNESS VALUES REFER DRAWING NO. ICF/STD-9-0-001. ANY MANUAL ALTERATION SHALL AUTOMATICALLY RENDER THIS DRAWING INVALID. WEIGHTS GIVEN IN DRAWING IS FOR INDICATIVE PURPOSE ONLY.

AAA14979

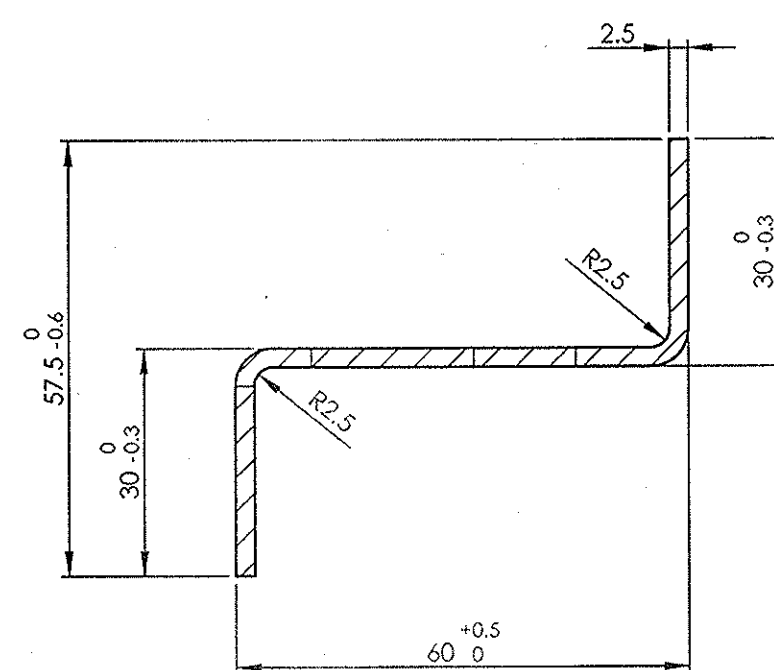
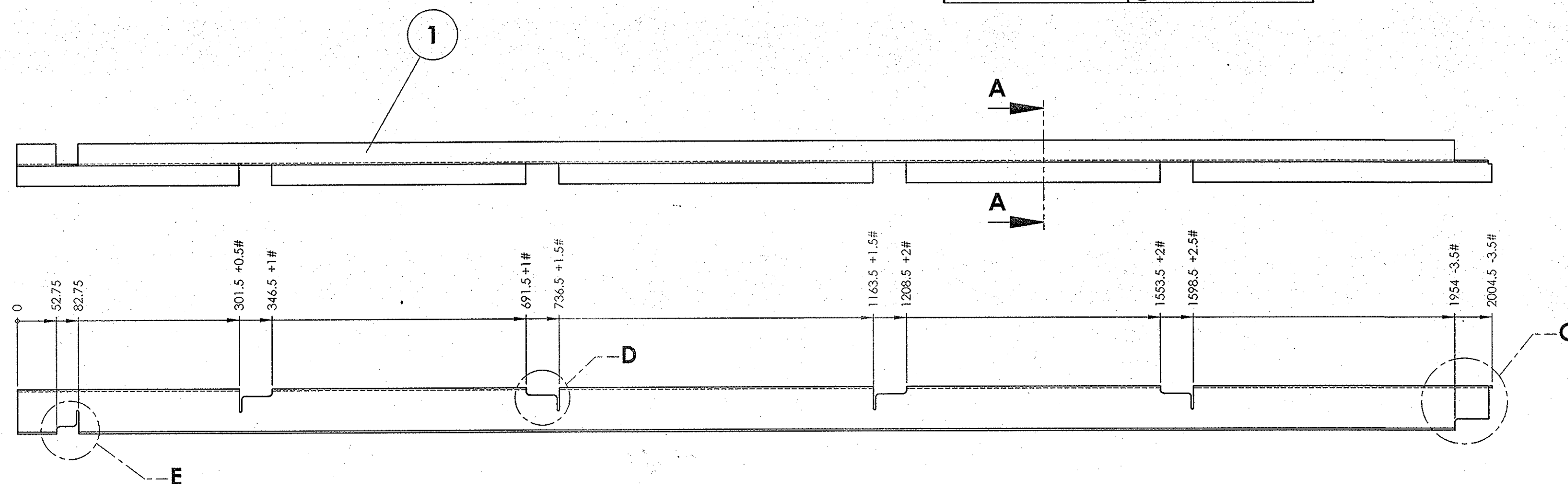
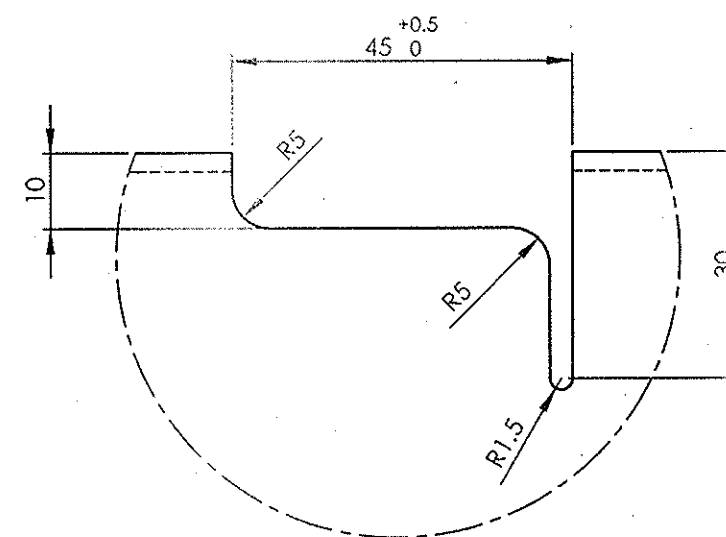
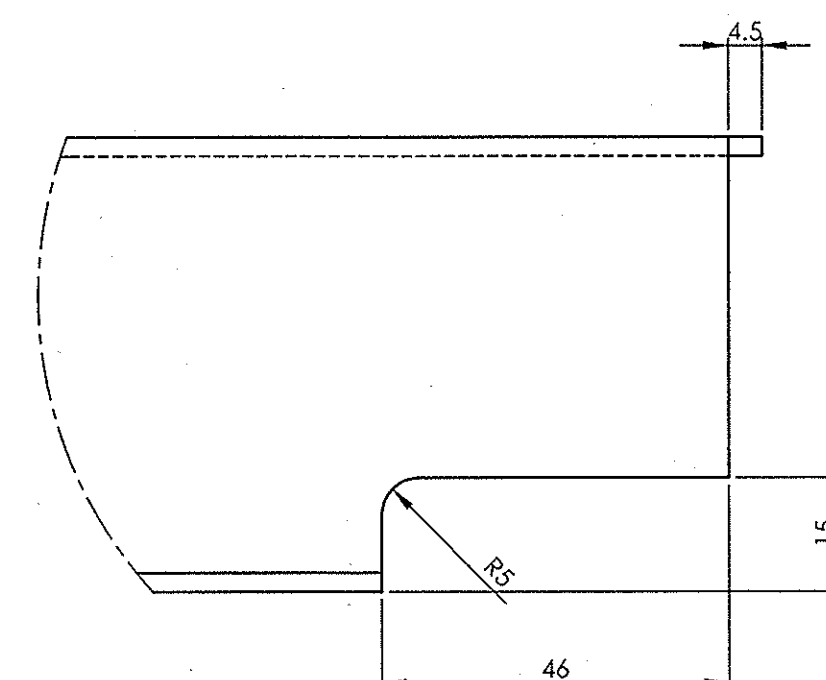
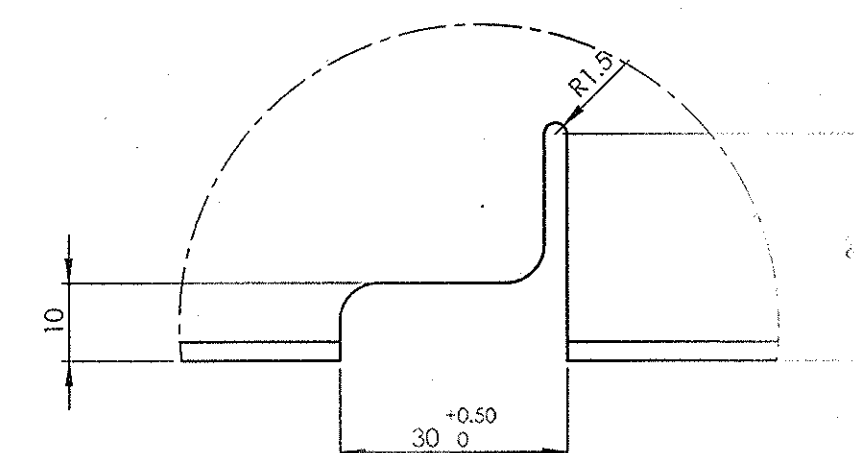
▽ ROUGH MACHINED	① ROUGH CLEANED
▽▽ FINISH MACHINED	①b BURRS REMOVED
▽▽▽ FINE FINISH MACHINED	①8 CHAMFERED

REVISIONS

ALT.

ZONE

DESCRIPTION

APPROVED &  
DATESECTION A-A  
SCALE 1 : 1DETAIL D  
SCALE 1 : 1DETAIL C  
SCALE 1 : 1DETAIL E  
SCALE 1 : 1

## NOTE:

# 1. MANDATORY MANUFACTURING ALLOWANCES.

1	HORIZONTAL MEMBER	2.5x110.4x2004.5	1		RDSO/SPEC C- K201 X2CrNi12	4.279	
QTY.	DESCRIPTION	DIMENSIONS	ITEM NO.	REF. DRGS	MATL. SPEC.	WT/UNIT IN KGS	REMARKS
GROUP: 1-4 SIDEWALL ASSEMBL				SURFACE AREA IN Sq.m.:		WT/ASSY IN Kgs:	
HORIZONTAL MEMBER					SCALE 1:5	SSE/D	
					CHD		
					ALT	ALTD	
					DRN	P.MURUGAN	
INDIAN RAILWAY STANDARDS					SHEET 1 OF 1		
INTEGRAL COACH FACTORY, CHENNAI - 600038					AAA14979		
					A2		

ALL DIMENSIONS ARE IN MM UNLESS OTHERWISE SPECIFIED. FOR UNSTANDARD DIMENSIONS AND ROUGHNESS VALUES, REFER DRAWING NO. ICF/STD 9-0001.  
ANY MANUAL ALTERATION SHALL AUTOMATICALLY RENDER THE DRAWING INVALID. WELDING SYMBOLS ARE AS PER IS 813:1986. WEIGHT GIVEN IN DRAWING IS FOR INDICATIVE PURPOSE ONLY.

REF.DWG.NO.2 11012.0.20.113.131

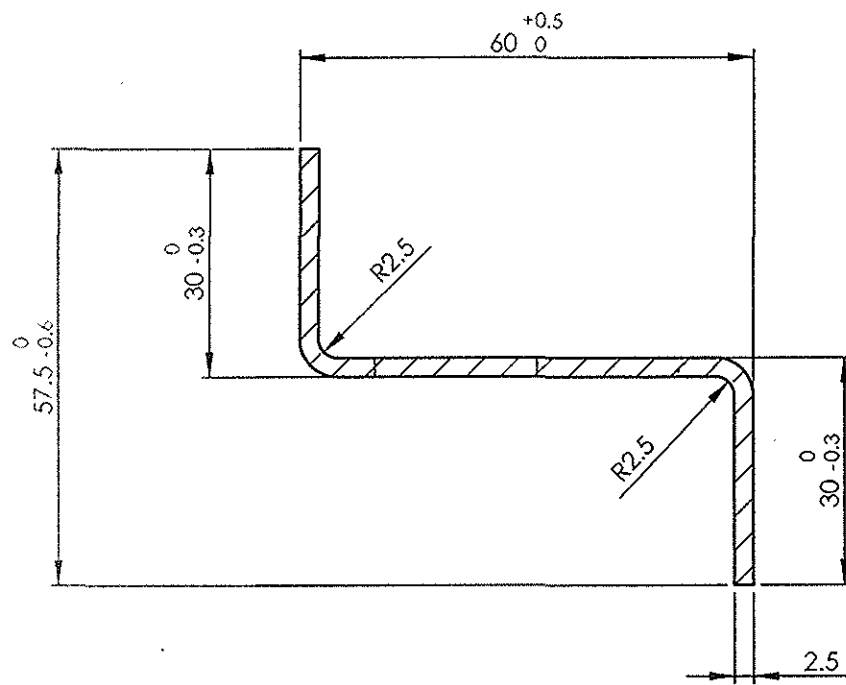
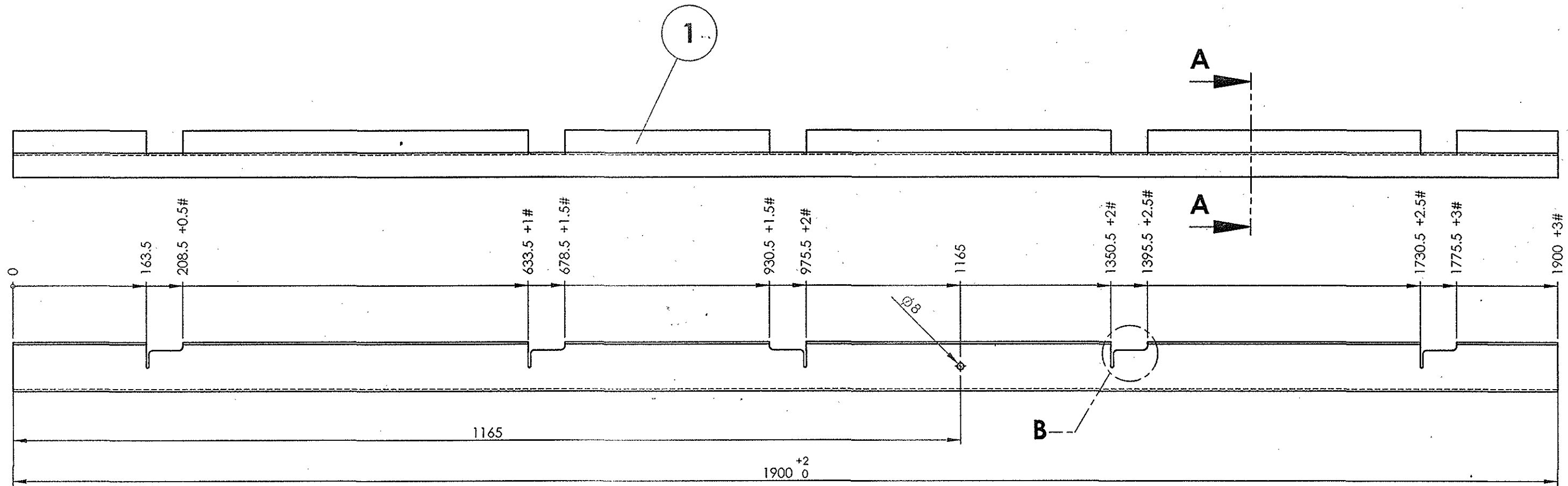
DATE OF LATEST REV.	DATE OF FIRST ISSUE	AME/SIME
	14-03-2015	



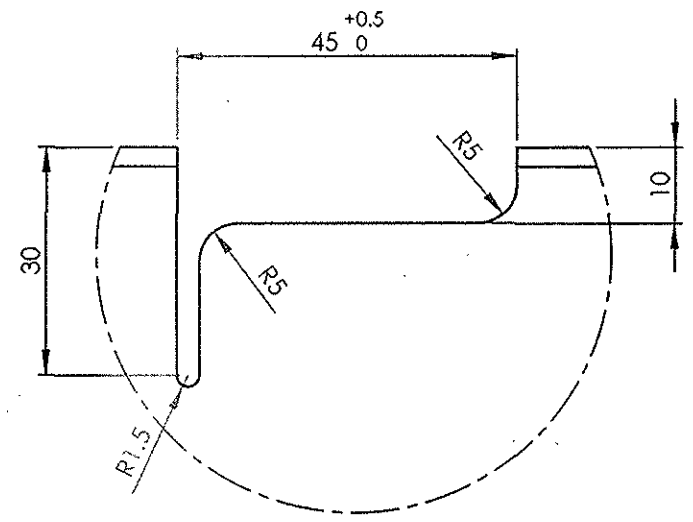
AAA14980

▽ ROUGH MACHINED	01 ROUGH CLEANED
▽▽ FINISH MACHINED	01b BURRS REMOVED
▽▽▽ FINE FINISH MACHINED	18 CHAMFERED

REVISIONS			
ALT.	ZONE	DESCRIPTION	APPROVED & DATE



SECTION A-A  
SCALE 1 : 1



DETAIL B  
SCALE 1 : 1

NOTE:  
# 1. MANDATORY MANUFACTURING ALLOWANCES

1	HORIZONTAL MEMBER	2.5X110.4X1900	1	REF. DRGS	RDSO/SPEC C-K201 X2CnI12	4.079	REMARKS
QTY.	DESCRIPTION	DIMENSIONS	ITEM NO.	REF. DRGS	MATL.SPEC.	WT/UNIT IN KGS	REMARKS
GROUP: 1-4 SIDEWALL ASSEMBL				SURFACE AREA IN Sq.m.:		WT/ASSY IN Kgs:	
HORIZONTAL MEMBER					SCALE 1:5	SSE/D	CHD
					ALT	ALTD	DRN
					DRN	P.MURUGAN	
					INDIAN RAILWAY STANDARDS	SHEET 1 OF 1	
INTEGRAL COACH FACTORY, CHENNAI - 600038					AAA14980		A2

DATE OF LATEST...	14-03-2015	10-03-2015
DATE OF FIRST ISSUE		
AME/SME		

AAA14981

▽ ROUGH MACHINED

▽▽ FINISH MACHINED

▽▽▽ FINE FINISH MACHINED

① ROUGH CLEANED

② BURRS REMOVED

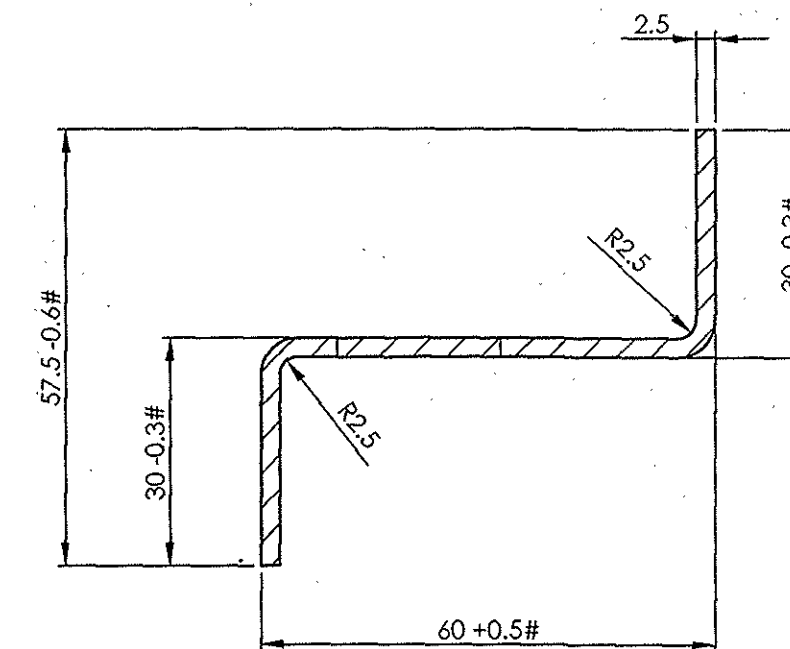
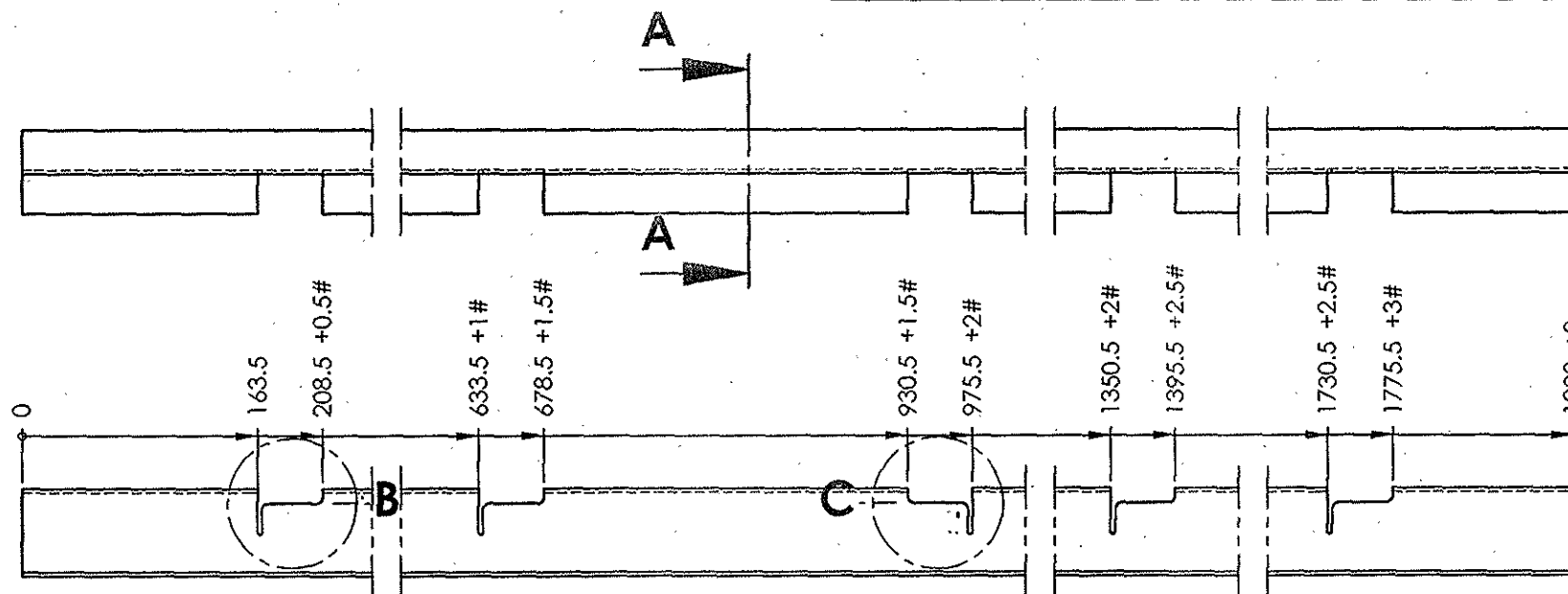
③ CHAMFERED

REVISIONS

ALT.

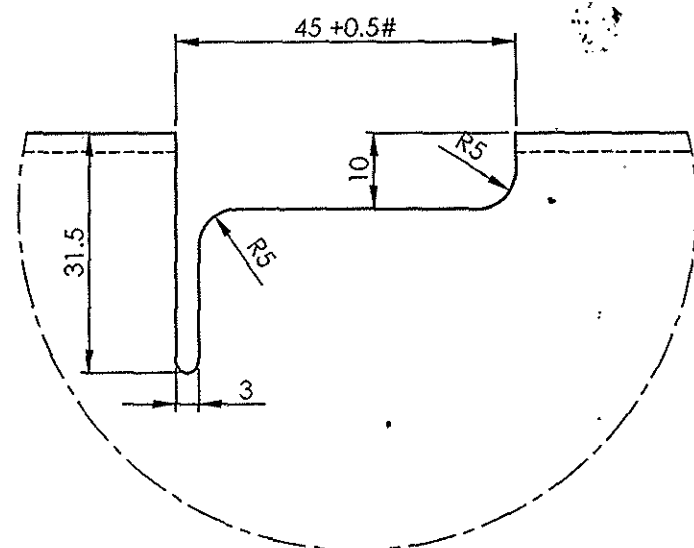
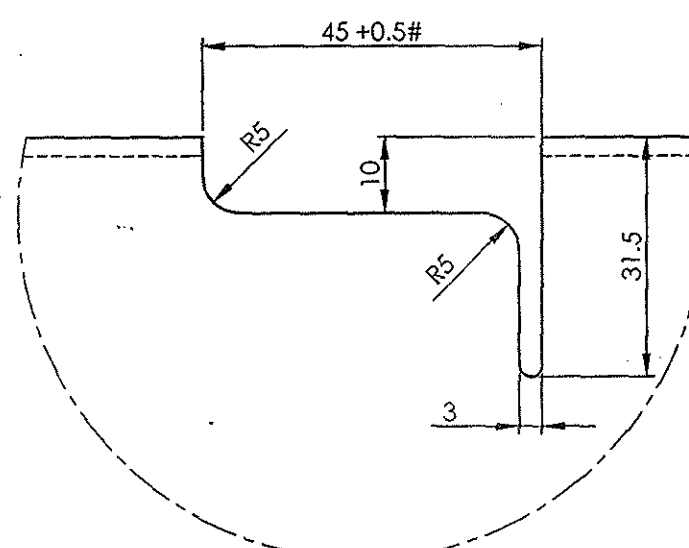
ZONE

DESCRIPTION

APPROVED &  
DATESECTION A-A  
SCALE 1 : 1

## NOTE:

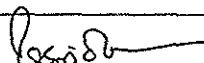

# 1. MANDATORY MANUFACTURING ALLOWANCES.

DETAIL B  
SCALE 1 : 1DETAIL C  
SCALE 1 : 1

ALL DIMENSIONS ARE IN mm UNLESS OTHERWISE SPECIFIED. FOR UNTOLERANCED DIMENSIONS AND ROUGHNESS VALUES, REFER DRAWING NO ICF/STD-9-0-001.  
ANY MANUAL ALTERATION SHALL AUTOMATICALLY RENDER THIS DRAWING INVALID. WELDING SYMBOLS ARE AS PER IS: 813-1986.  
WEIGHT GIVEN IN DRAWING IS FOR INDICATIVE PURPOSE ONLY

REF.DRG.NO.2 11012.0.20.113.133

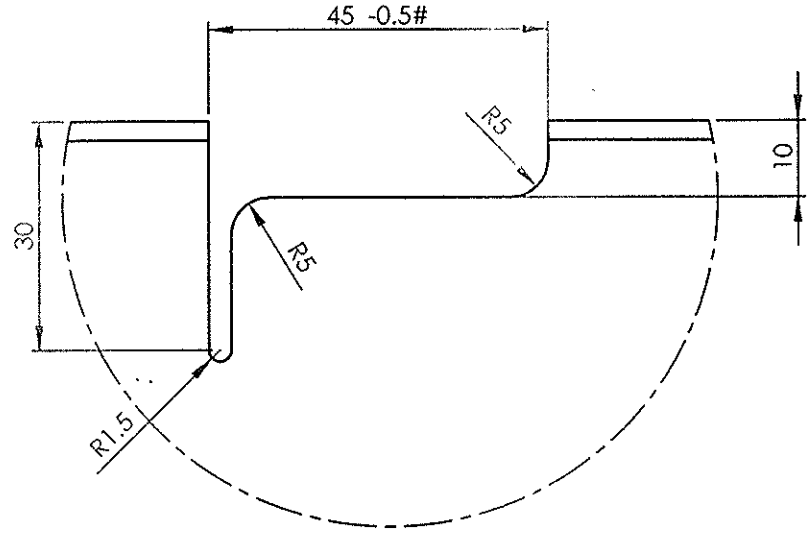
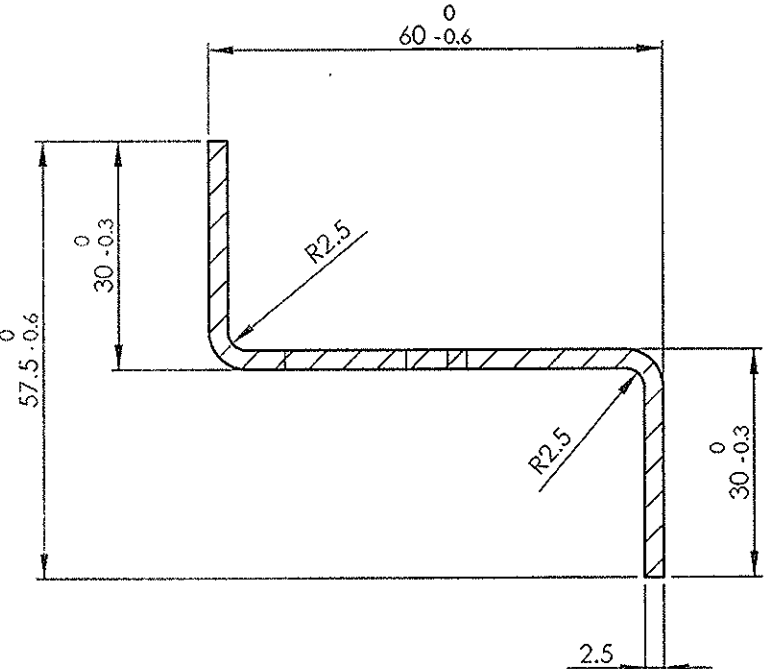
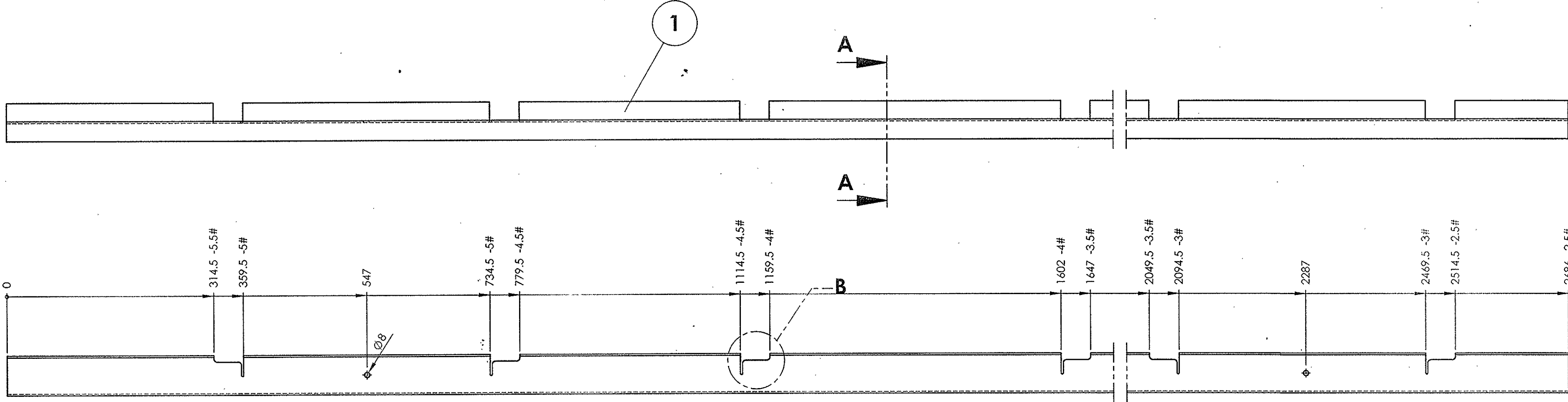
DATE OF LATEST ALT.	14-03-2015	AME/SME
DATE OF FIRST ISSUE		

1	HORIZONTAL MEMBER	2.5x110.4x1900	1		RDSO/SPEC C-K201 X2CrNi12	4.080	
QTY.	DESCRIPTION	DIMENSIONS	ITEM NO.	REF. DRGS	MATL.SPEC.	WT/UNIT IN KGS	REMARKS
GROUP: 1-4		SURFACE AREA IN Sq.m.:0.419			WT/ASSY IN Kgs:		
HORIZONTAL MEMBER					SCALE	SSE/D	
					1:20	CHD	
					ALT.	ALTD	
						DRN	KUNTI THAKUR
INDIAN RAILWAY STANDARDS INTEGRAL COACH FACTORY, CHENNAI - 600038				SHEET 1 OF 1			
					AAA14981		A3

AAA14982

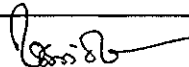
▽ ROUGH MACHINED	① ROUGH CLEANED
▽▽ FINISH MACHINED	② BURRS REMOVED
▽▽▽ FINE FINISH MACHINED	③ CHAMFERED

REVISIONS				APPROVED & DATE
ALT.	ZONE	DESCRIPTION		



NOTE:  
# 1. MANDATORY MANUFACTURING ALLOWANCES.

ALL DIMENSIONS ARE IN MILLIMETERS UNLESS OTHERWISE SPECIFIED. DIMENSIONS IN PARENTHESES ARE FOR INDICATIVE PURPOSE ONLY. DRAWING IS FOR INDICATIVE PURPOSE ONLY.

1	HORIZONTAL MEMBER	2.5X110.4X2686	1		RDSO/SPEC C-K201 X2CrNi12	5.801		
QTY.	DESCRIPTION	DIMENSIONS	ITEM NO.	REF. DRGS	MATL.SPEC.	WT/UNIT IN KGS	REMARKS	
GROUP: 1-4 SIDEWALL ASSEMBL		SURFACE AREA IN Sq.m.:			WT/ASSY IN Kgs:			
HORIZONTAL MEMBER					SCALE	SSE/D		
					1:5	CHD		
					ALT	ALTD		
					DRN	P.MURUGAN		
					INDIAN RAILWAY STANDARDS			SHEET 1 OF 1
AAA14982								
A2								
INTEGRAL COACH FACTORY, CHENNAI - 600038								

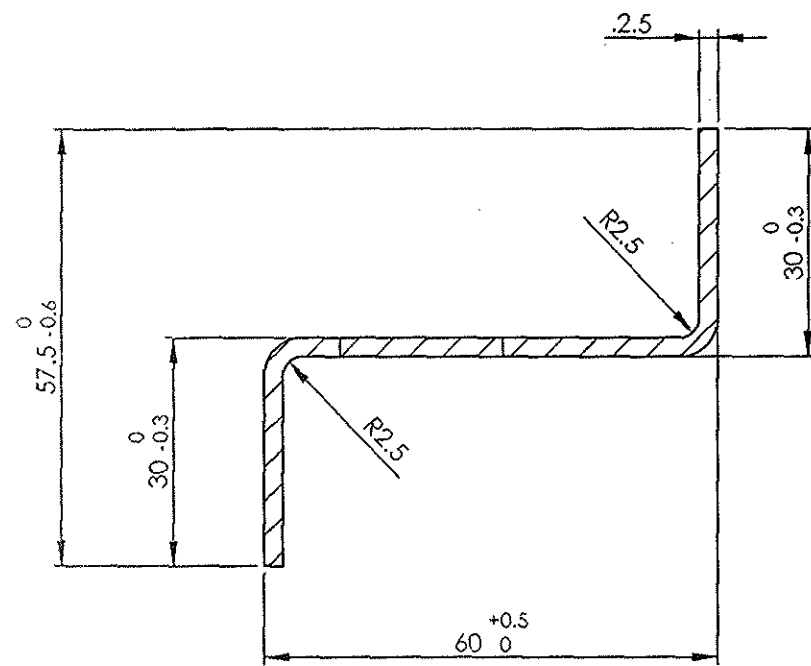
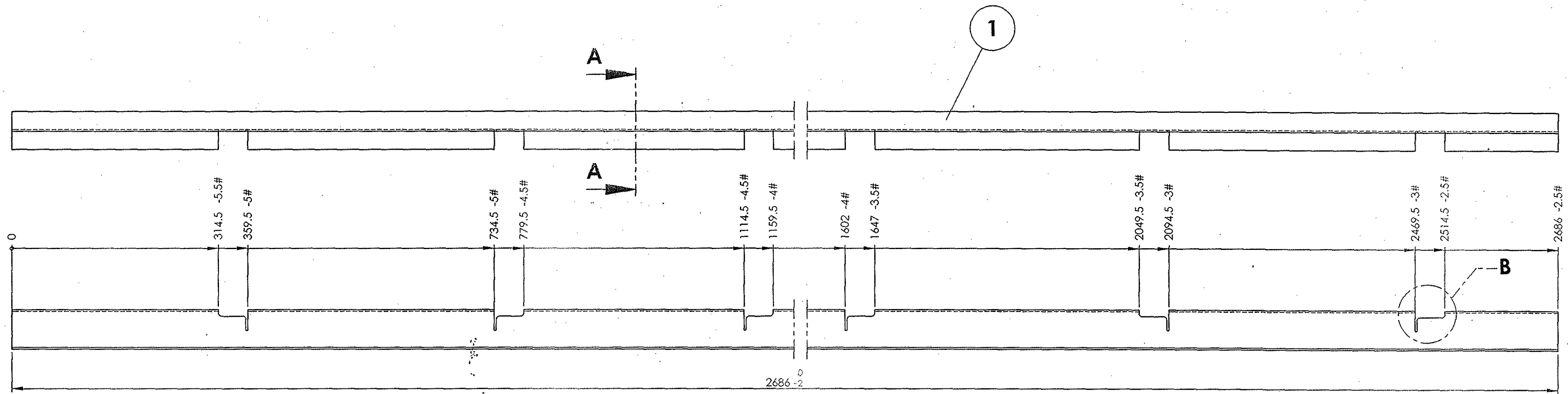
REF.DRG.NO.2 11012.0.20.113.134

DATE OF LATEST	14-03-2015	DATE OF FIRST ISSUE	05-04-2015
DATE OF LATEST		DATE OF FIRST ISSUE	

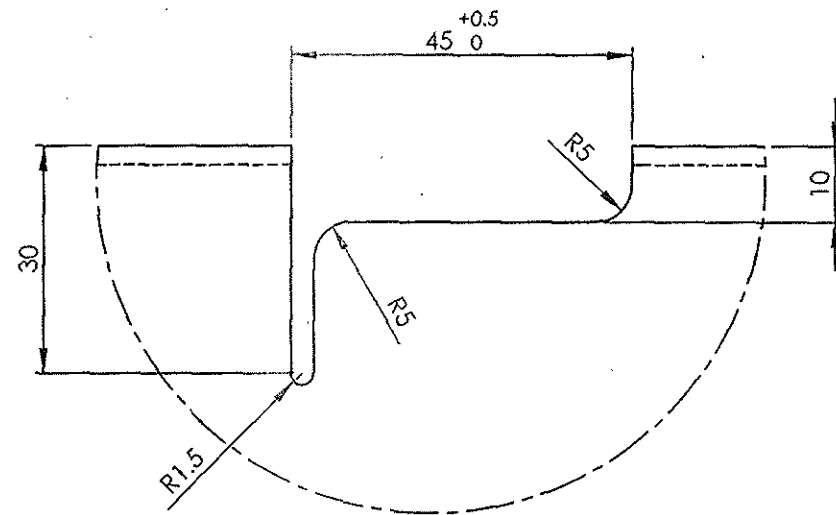
AAA14983

▽ ROUGH MACHINED	01 ROUGH CLEANED
▽▽ FINISH MACHINED	01b BURRS REMOVED
▽▽▽ FINE FINISH MACHINED	18 CHAMFERED

REVISIONS			
ALT.	ZONE	DESCRIPTION	APPROVED & DATE

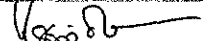
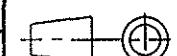


SECTION A-A  
SCALE 1:1



DETAIL B  
SCALE 1:1

**NOTE:**  
# 1. MANDATORY MANUFACTURING ALLOWANCES.

1	HORIZONTAL MEMBER	2.5x110.4x2686	1		RDSO/SPEC C-K201 X2CNI12	5.803	
QTY.	DESCRIPTION	DIMENSIONS	ITEM NO.	REF. DRGS	MATL.SPEC.	WT/UNIT IN KGS	REMARKS
GROUP: 1-4 SIDEWALL ASSEMB		SURFACE AREA IN Sq.m.: 0.596			WT/ASSY IN Kgs:		
HORIZONTAL MEMBER					SCALE 1:5	SSE/D	
						CHD	
					ALT	ALTD	
						DRN	P.MURUGAN
INDIAN RAILWAY STANDARDS INTEGRAL COACH FACTORY, CHENNAI - 600038				SHEET 1 OF 1			
					AAA14983		A2

ALL DIMENSIONS ARE IN MM UNLESS OTHERWISE SPECIFIED. FOR UNTOLEPERANCED DIMENSIONS AND TOLERANCES VALUES REFER DRAWING NO. ICRS10-9-0-001. NO MANUAL ALTERATION SHALL AUTOMATICALLY RENDER THIS DRAWING INVALID. WELDING SYMBOLS ARE AS PER IS 813:1966. WEIGHT GIVEN IN DRAWING IS FOR INDICATIVE PURPOSE ONLY.

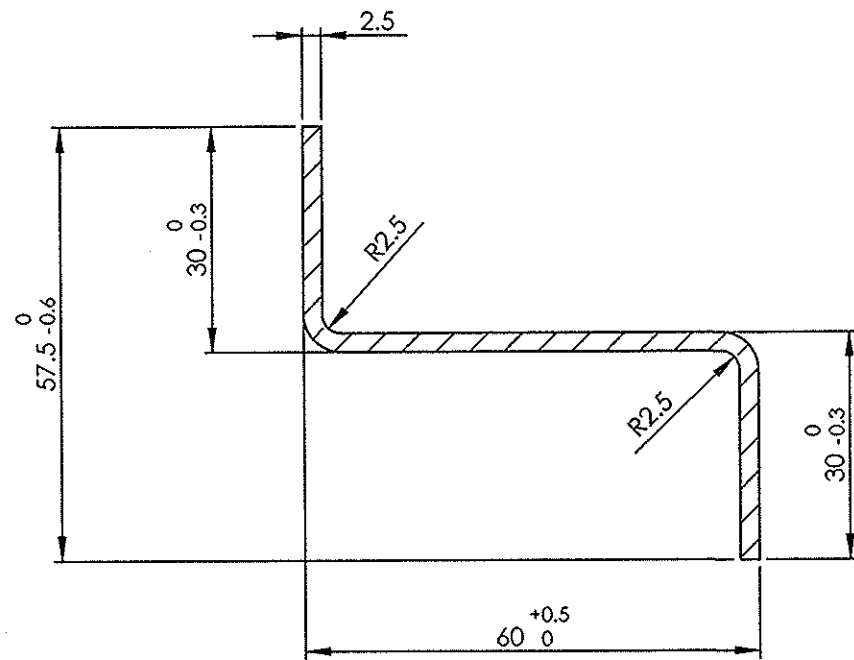
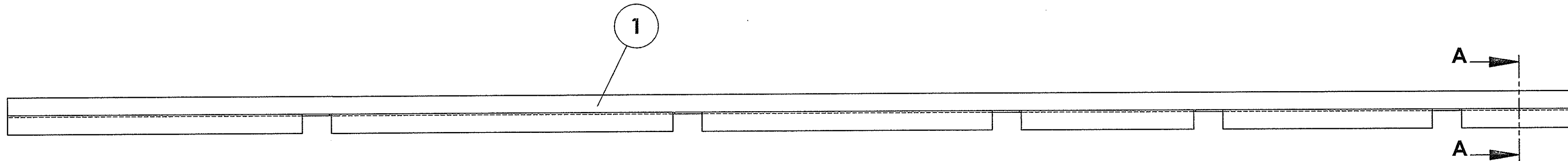
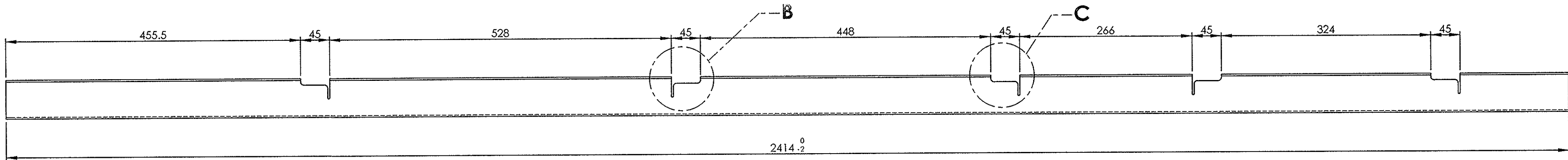
REF.DRG.NO.2 11012.0.20.113.135

DATE OF LATEST	03-2015	DATE OF FIRST ISSUE	AME/SME
----------------	---------	---------------------	---------

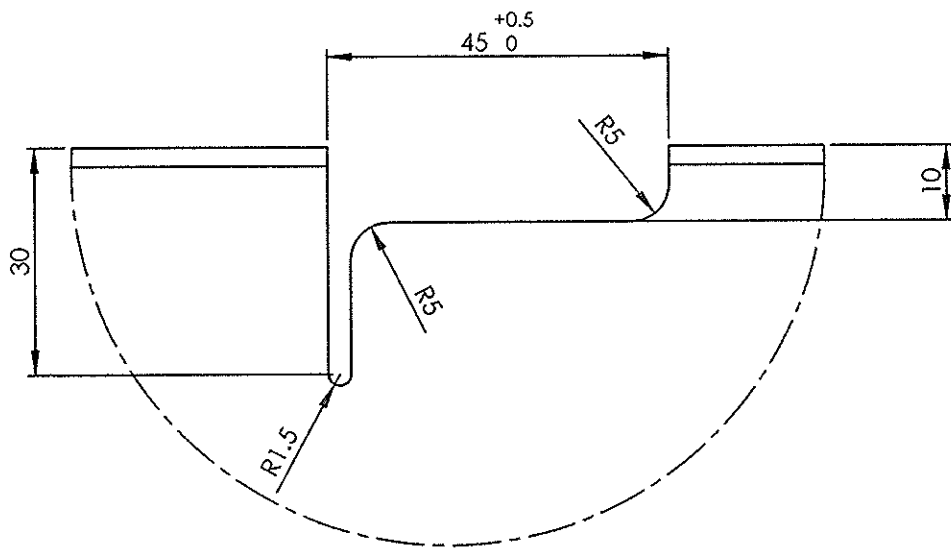
AAA14984

▽ ROUGH MACHINED	① ROUGH CLEANED
▽▽ FINISH MACHINED	② BURRS REMOVED
▽▽▽ FINE FINISH MACHINED	③ CHAMFERED

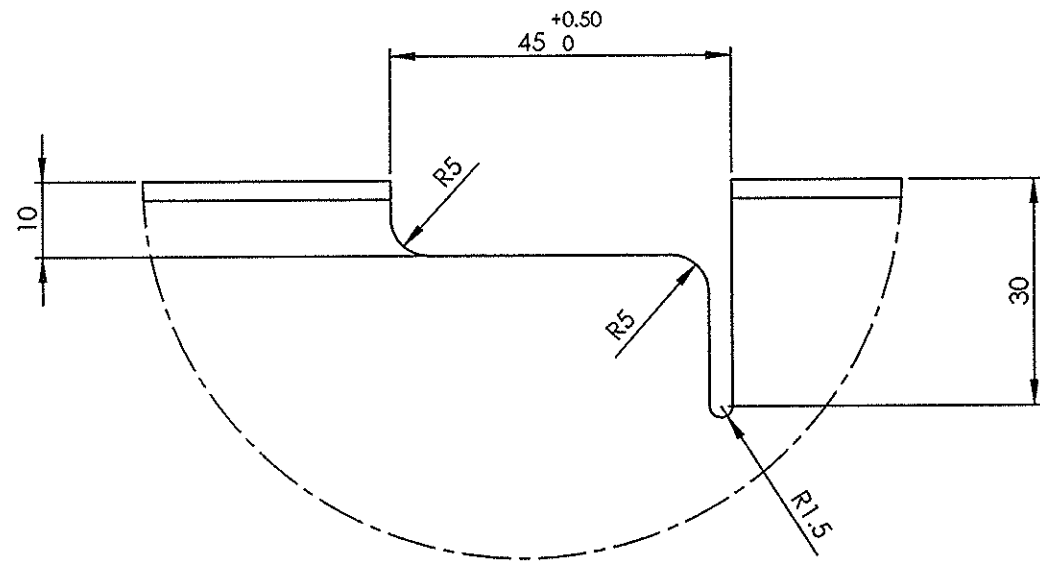
REVISIONS			
ALT.	ZONE	DESCRIPTION	APPROVED & DATE



SECTION A-A  
SCALE 1 : 1



DETAIL B  
SCALE 1 : 1


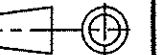


DETAIL C  
SCALE 1 : 1

ALL DIMENSIONS ARE IN mm UNLESS OTHERWISE SPECIFIED. FOR UNTOLERANCED DIMENSIONS AND ROUGHNESS VALUES, REFER DRAWING NO ICF/STD-9-0-001. ANY MANUAL ALTERATION SHALL AUTOMATICALLY RENDER THIS DRAWING INVALID. WELDING SYMBOLS ARE AS PER IS813-1986.


REF.DRG.NO.LP14116 Alt-/-

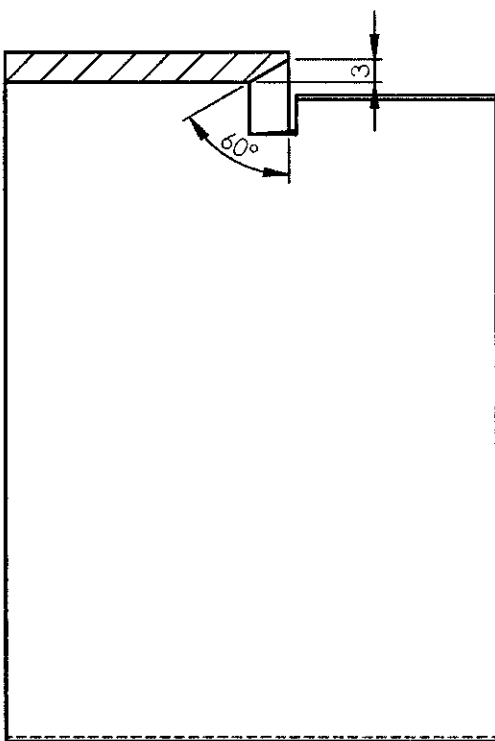
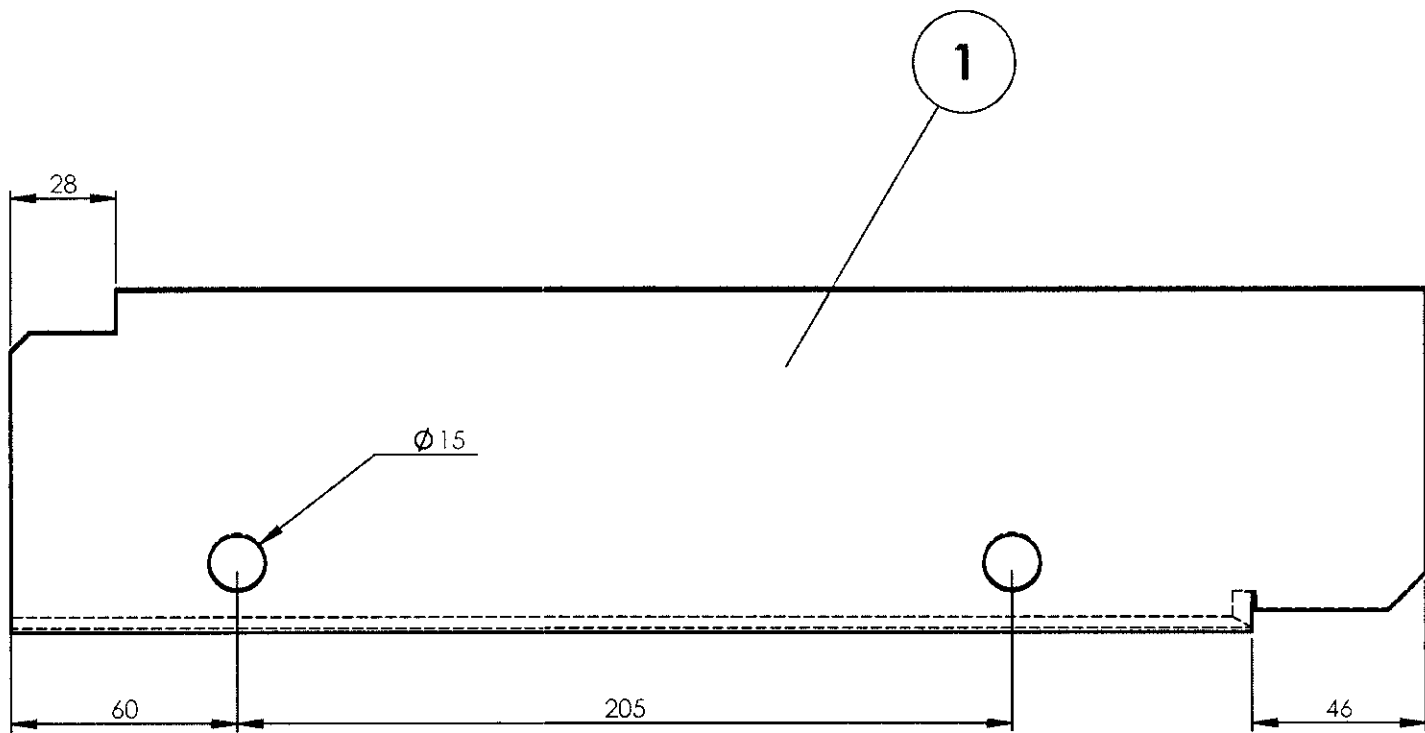
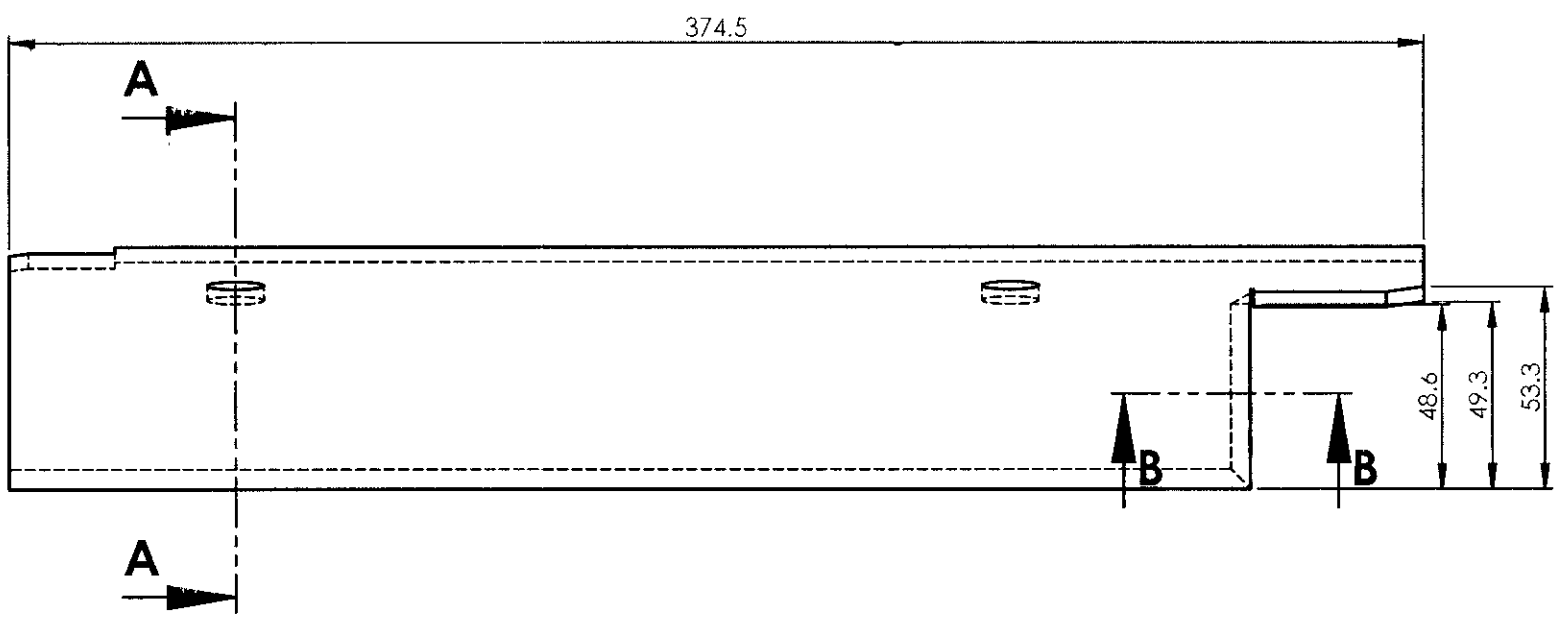
DATE OF LATEST ALT.	23/18	AME/SME
---------------------	-------	---------

1	HORIZONTAL MEMBER	2.5x110.4x2414	1		RDSO/SPEC C-K201 X2CrNi12	5.229	
QTY.	DESCRIPTION	DIMENSIONS	ITEM NO.	REF. DRGS	MATL.SPEC.	WT/UNIT IN KGS	REMARKS
GROUP: 1-4 SIDEWALL ASSEMBL			SURFACE AREA IN Sq.m.: 0.537			WT/ASSY IN Kgs:5.229	
HORIZONTAL MEMBER					SCALE 1:5	SSE/D	
						CHD	
					ALT	ALTD	
						DRN	P.MURUGAN
INDIAN RAILWAY STANDARDS INTEGRAL COACH FACTORY, CHENNAI - 600038				SHEET 1 OF 1			
					AAA14984		A2

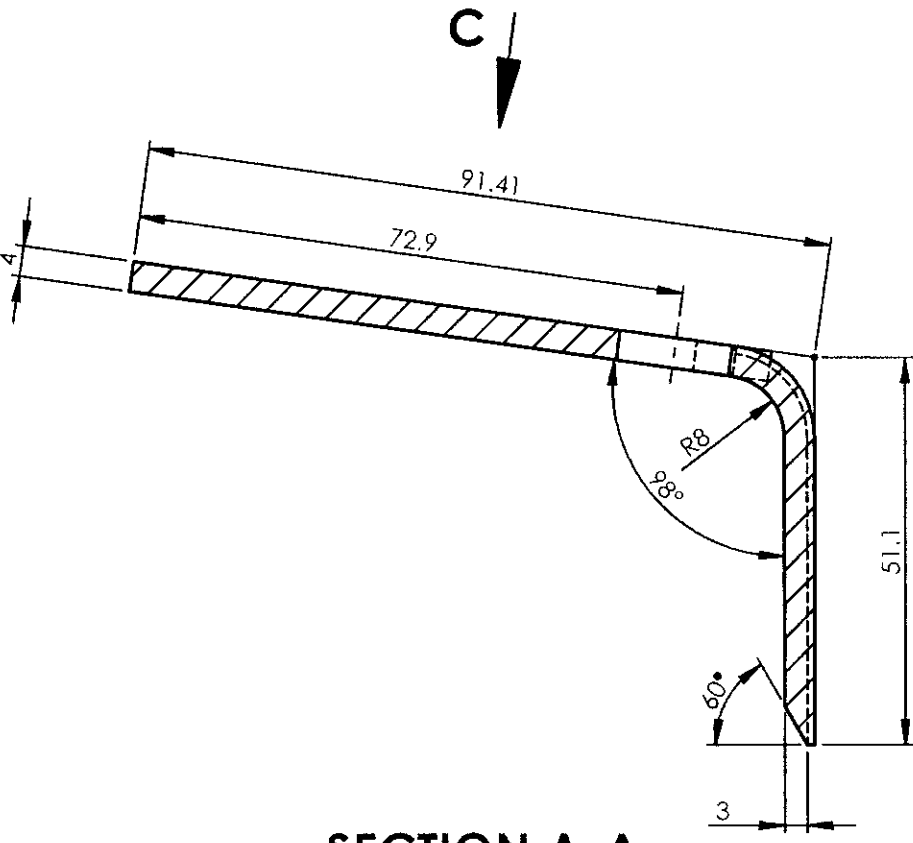
AAA14990

▽ ROUGH MACHINED	⊖1 ROUGH CLEANED
▽▽ FINISH MACHINED	⊖1a BURRS REMOVED
▽▽▽ FINE FINISH MACHINED	⊖18 CHAMFERED

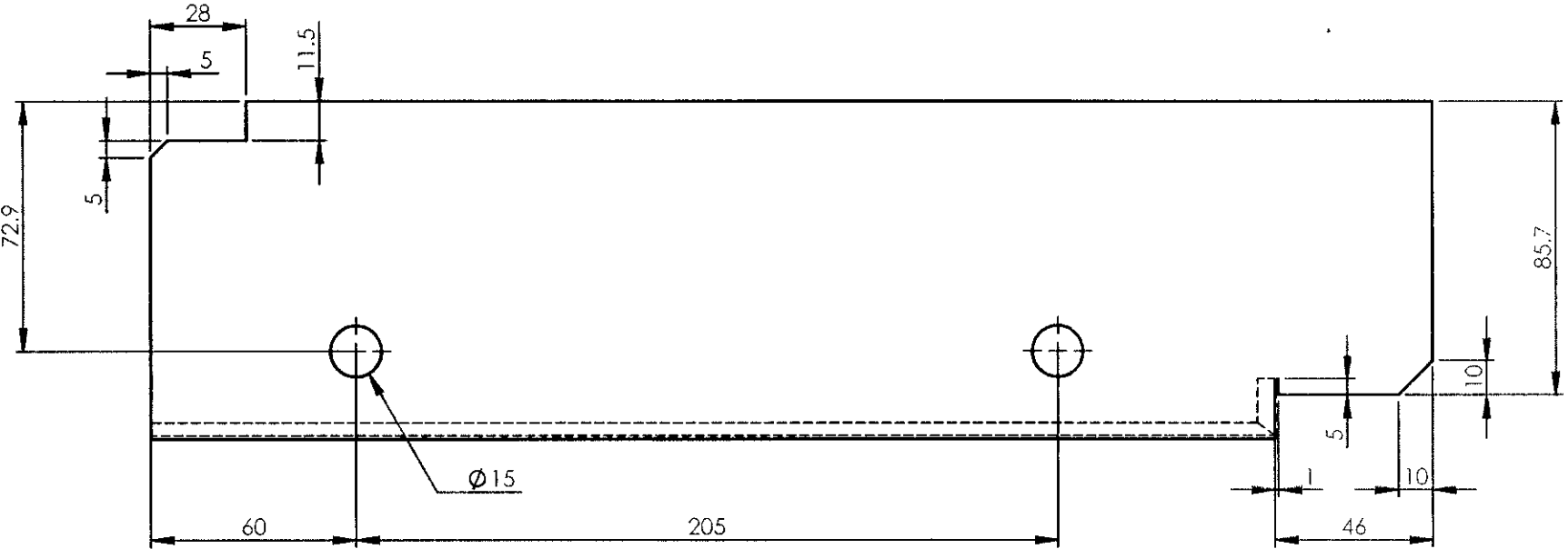
REVISIONS				APPROVED & DATE
ALT.	ZONE	DESCRIPTION		
a		VIEW C ADDED.		



SECTION B-B  
SCALE 1 : 1




SECTION A-A  
SCALE 1 : 1

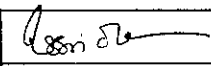


VIEW C

ALL DIMENSIONS ARE IN mm UNLESS OTHERWISE SPECIFIED. FOR UNTOLERANCED DIMENSIONS AND ROUGHNESS VALUES, REFER DRAWING NO. ICF/STD-9-0-001.  
ANY MANUAL ALTERATION SHALL AUTOMATICALLY RENDER THIS DRAWING INVALID. WELDING SYMBOLS ARE AS PER EN ISO 2553. WEIGHT GIVEN IN DRAWING IS FOR INDICATIVE PURPOSE ONLY.

REF.DRG.NO.2 11012.0.20.110.108

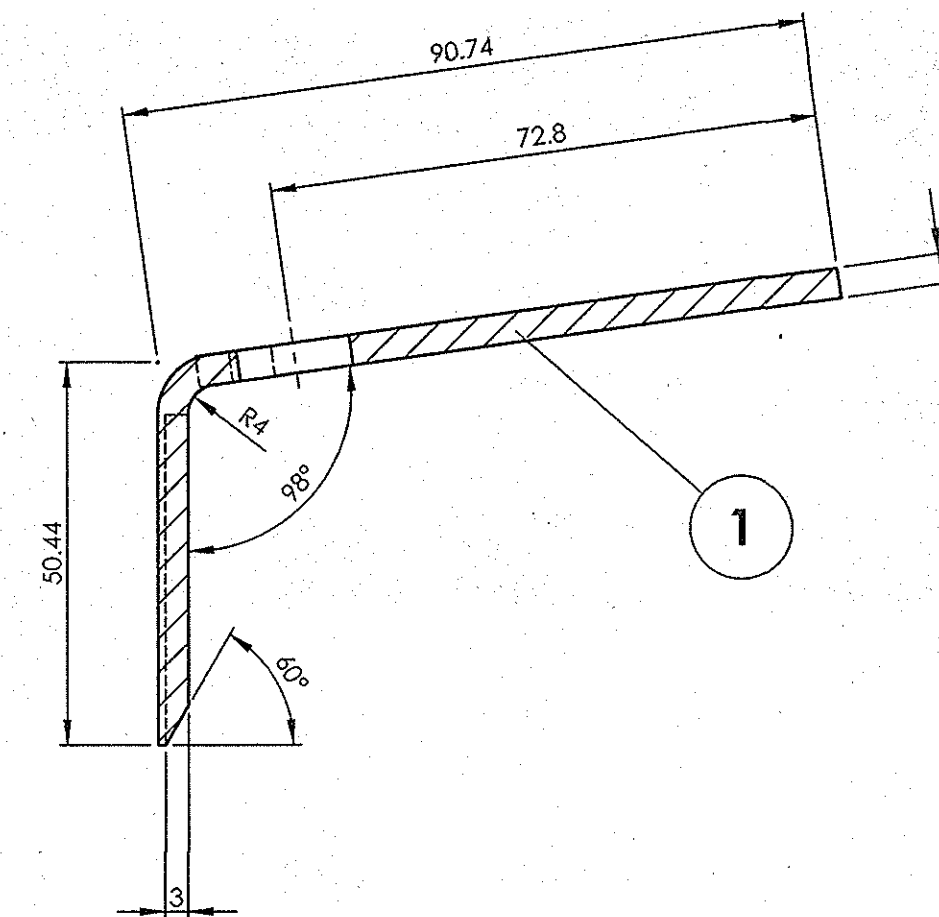
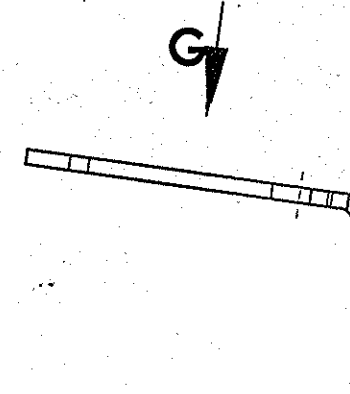
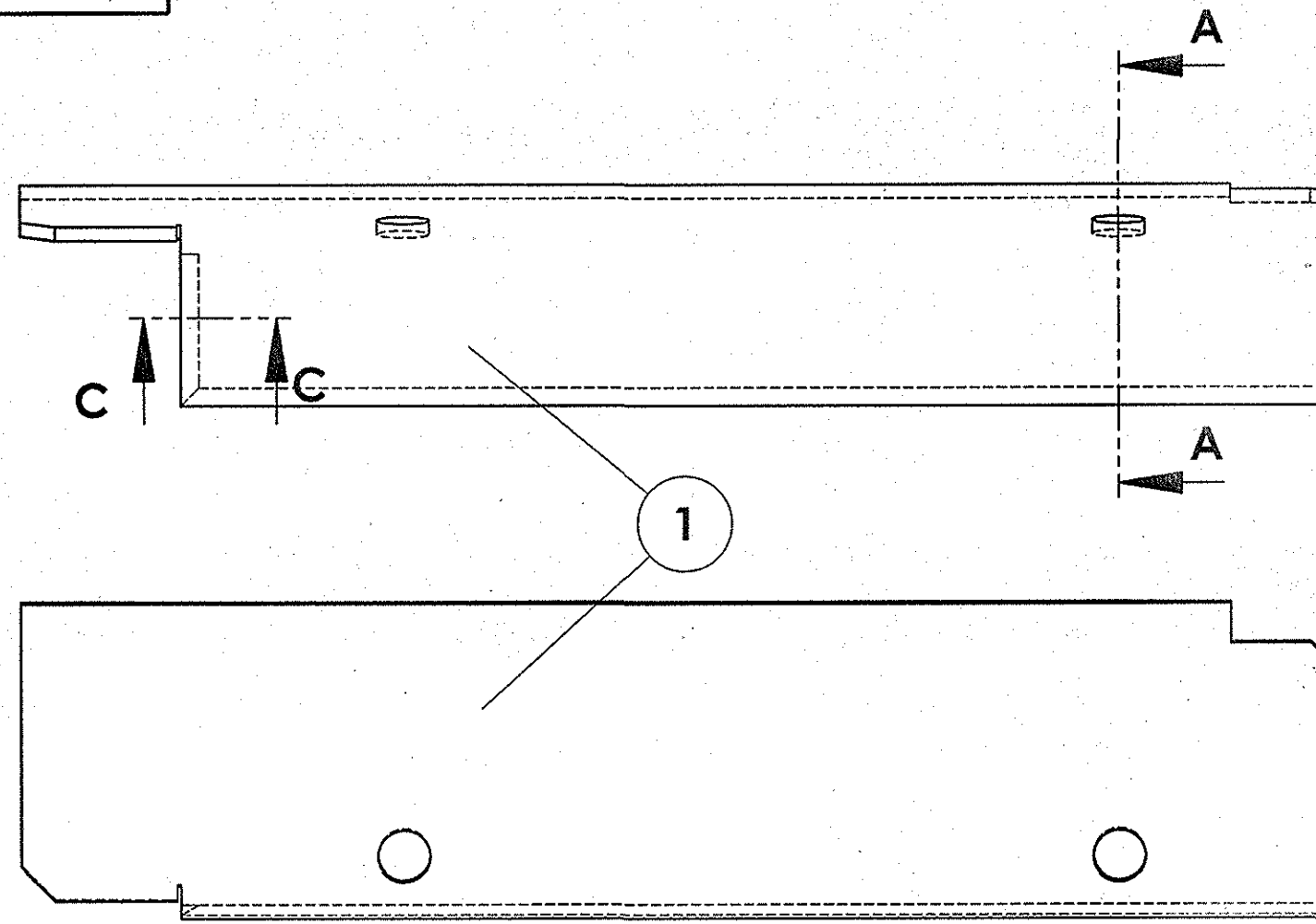
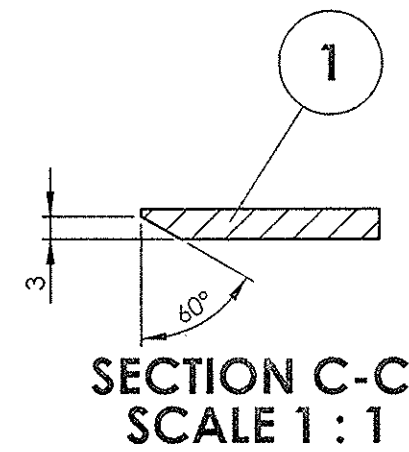
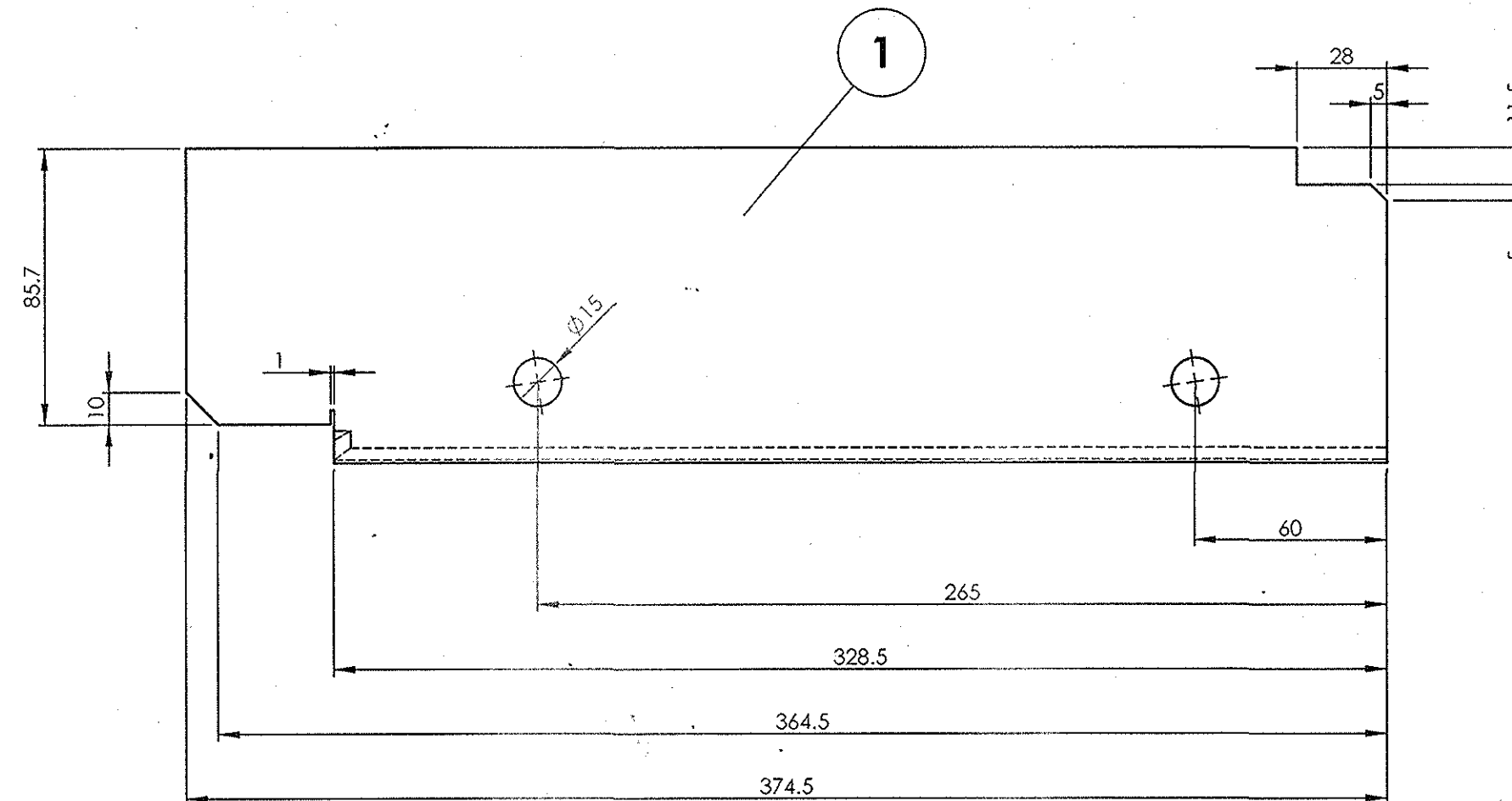
25-07-2025	31-01-2015	
DATE OF LATEST ALT.	DATE OF FIRST ISSUE	AME/SME

1	STIFFENING ANGLE	4x135.3x374.5	1		RDSO/SPEC C-K201 X2CrNi12	1.508	
QTY.	DESCRIPTION	DIMENSIONS	ITEM NO.	REF. DRGS	MATL.SPEC.	WT/UNIT IN KGS	REMARKS
GROUP: 1-4 SIDEWALL ASSEMBLY				SURFACE AREA IN Sq.m.: 0.099		WT/ASSY IN Kgs:	
STIFFENING ANGLE				SCALE 1:2	SCE,"D"		
					CHD		
				ALT'a	ALTD	T.Ukkirapandian	
					DRN	P.MURUGAN	
INDIAN RAILWAY STANDARDS INTEGRAL COACH FACTORY, CHENNAI - 600038				SHEET 1 OF 1		AAA14990	
						A2	

AAA14991

▽ ROUGH MACHINED	01 ROUGH CLEANED
▽▽ FINISH MACHINED	01b BURRS REMOVED
▽▽▽ FINE FINISH MACHINED	18 CHAMFERED

REVISIONS			
ALT.	ZONE	DESCRIPTION	APPROVED & DATE

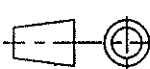
SECTION A-A  
SCALE 1 : 1SECTION C-C  
SCALE 1 : 1

VIEW G

ALL DIMENSIONS ARE IN mm UNLESS OTHERWISE SPECIFIED. FOR UNTOLERANCED DIMENSIONS AND ROUGHNESS VALUES REFER DRAWING NO. ICF/STD-9-0-001.  
ANY MANUAL ALTERATION SHALL AUTOMATICALLY RENDER THIS DRAWING INVALID. WELDING SYMBOLS ARE AS PER IS 813:1986. WEIGHT GIVEN IN DRAWING IS FOR INDICATIVE PURPOSE ONLY.

REF.DRG.NO.2 11012.0.20.110.109

DATE OF LATEST	14-03-2015	DATE OF FIRST ISSUE	15-04-2015
AME/S&E		AME/S&E	

1	STIFFENING ANGLE	4x135.3x374.5	1		RDSO/SPEC C-K201 X2CrNi12	1.51	
QTY.	DESCRIPTION	DIMENSIONS	ITEM NO.	REF. DRGS	MATL.SPEC.	WT/UNIT IN KGS	REMARKS
GROUP: 1-4 SIDEWALL ASSEMBL			SURFACE AREA IN Sq.m.: 0.10			WT/ASSY IN Kgs:	
STIFFENING ANGLE						SCALE 1:2	SSE/D
							CHD
						ALT	ALTD
						DRN	P.MURUGAN
							
INDIAN RAILWAY STANDARDS				SHEET 1 OF 1	AAA14991		
INTEGRAL COACH FACTORY, CHENNAI - 600038					A2		