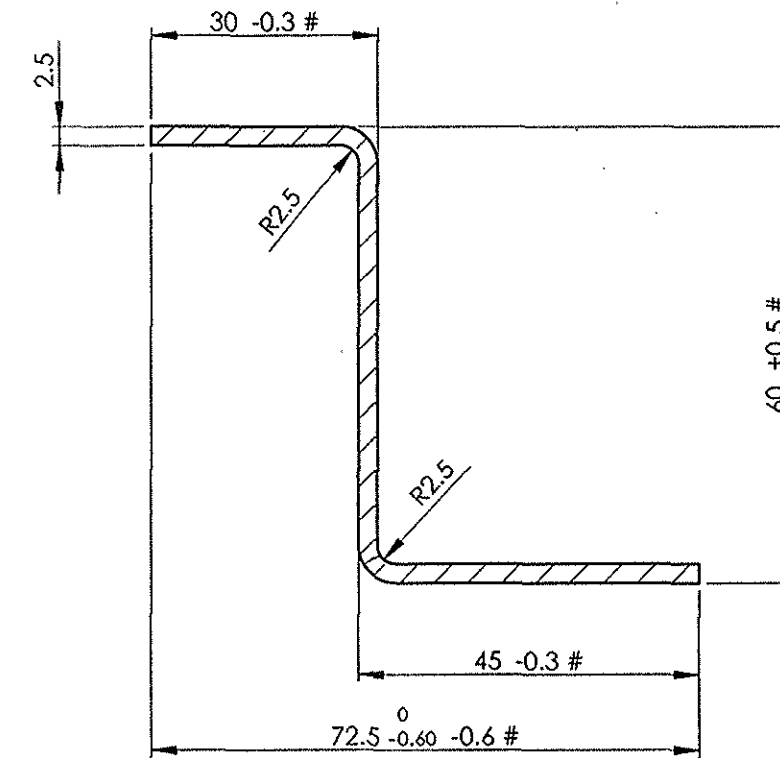
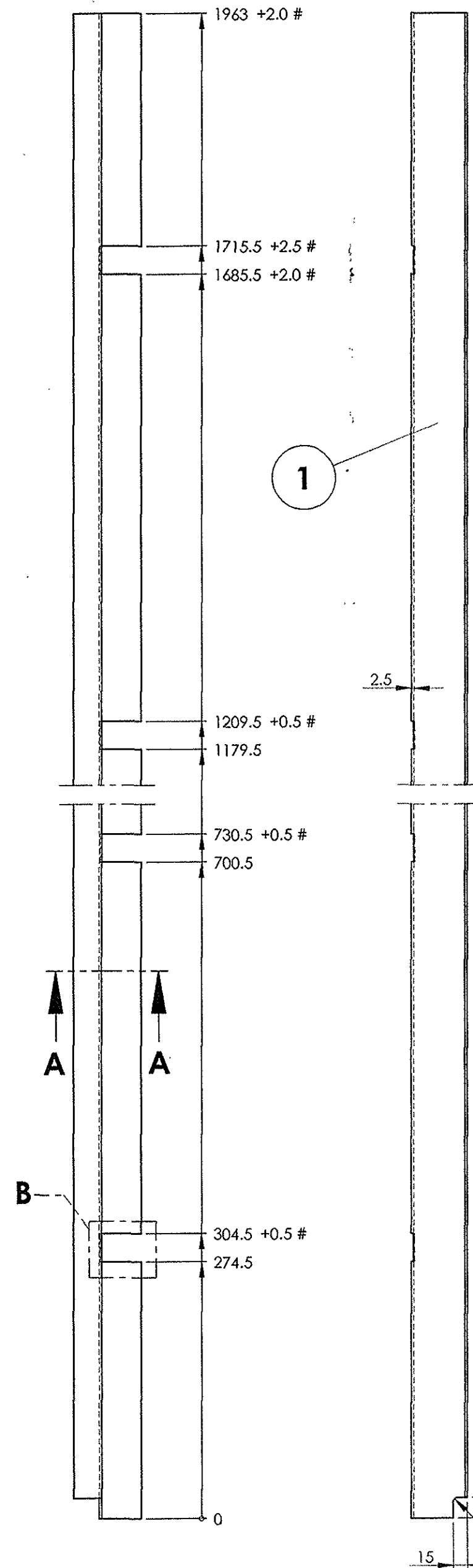
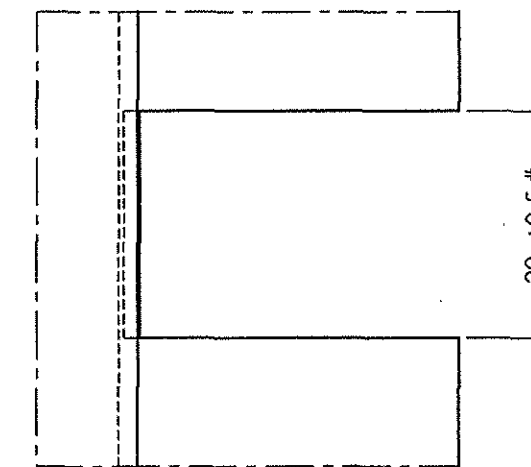


AAA14939

▽ ROUGH MACHINED	⊖ ROUGH CLEANED
▽▽ FINISH MACHINED	⊖b BURRS REMOVED
▽▽▽ FINE FINISH MACHINED	⊖(R) CHAMFERED

REVISIONS				APPROVED & DATE	
ALT.	ZONE	DESCRIPTION			

SECTION A-A
SCALE 1:1DETAIL B
SCALE 1:1**NOTE:**

1. MANDATORY MANUFACTURING ALLOWANCES.

1	PILLAR	2.5x125.4x1963	1		RDSO/SPEC C-K201X2CIN112	4.854	
QTY.	DESCRIPTION	DIMENSIONS	ITEM NO.	REF. DRGS	MATL.SPEC.	WT/UNIT IN KGS	REMARKS
GROUP: 1-4 SIDEWALL ASSEMBL		SURFACE AREA IN Sq.m.:			WT/ASSY IN Kgs:4.854		
PILLAR					SCALE 1:10	SSE/D	
						CHD	
					ALT	ALTD	
						DRN	P.MURUGAN
INDIAN RAILWAY STANDARDS INTEGRAL COACH FACTORY, CHENNAI - 600038							
					SHEET 1 OF 1		
					AAA14939		A2

ALL DIMENSIONS ARE IN mm UNLESS OTHERWISE SPECIFIED. FOR UNTOLERANCED DIMENSIONS AND ROUGHNESS VALUES, REFER DRAWING NO ICF/STD-9-0-001.
ANY MANUAL ALTERATION SHALL AUTOMATICALLY RENDER THIS DRAWING INVALID. WELDING SYMBOLS ARE AS PER IS:813-1986.

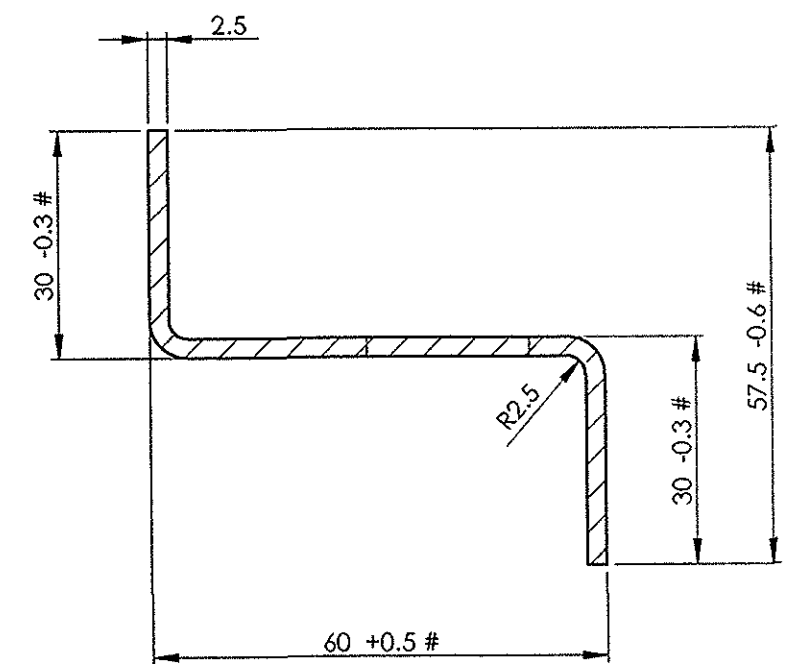
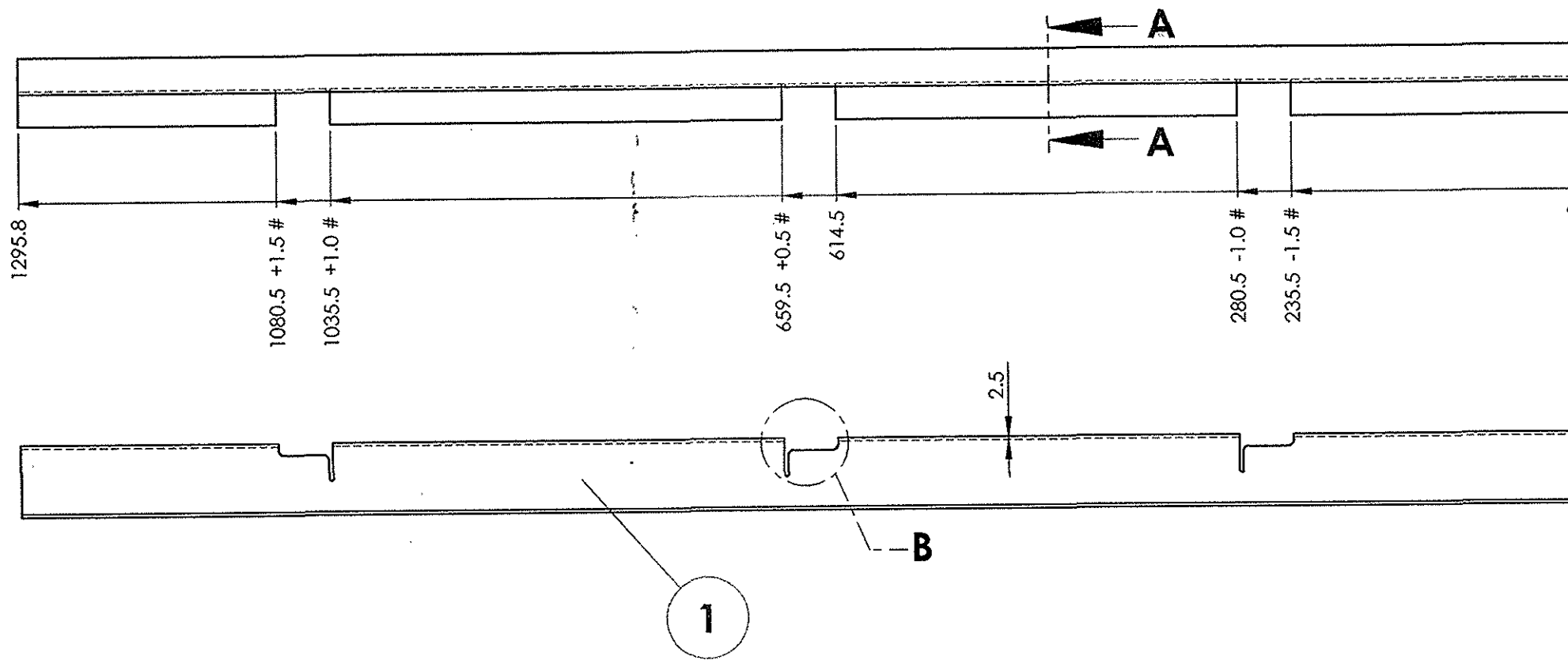
REF.DRG.NO.2 10113.0.20.112.109 Alt A

DATE OF LATEST ALT.	DATE OF FIRST ISSUE	AME/SME
	-1-2015	

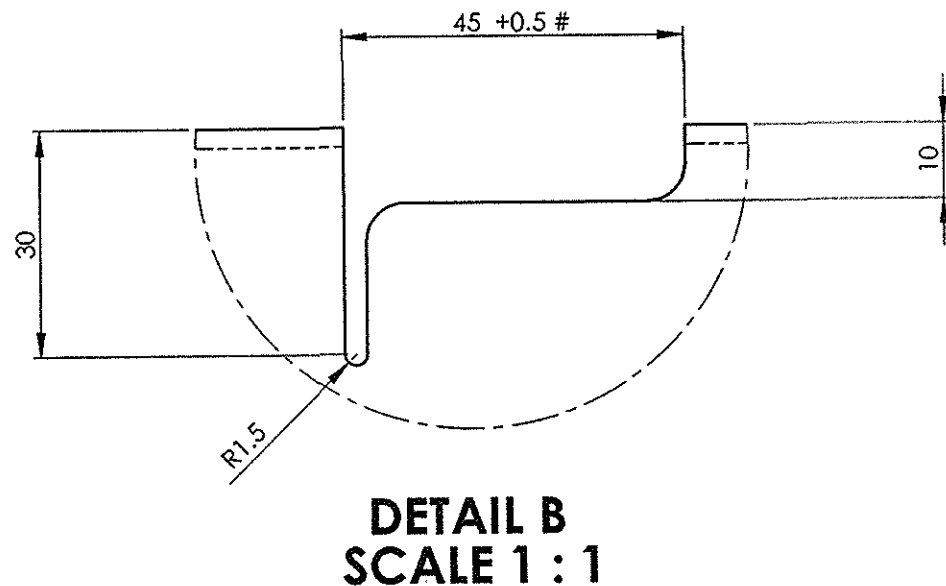
AAA14949

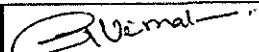

▽ ROUGH MACHINED	⊖ ROUGH CLEANED
▽▽ FINISH MACHINED	⊖⊖ BURRS REMOVED
▽▽▽ FINE FINISH MACHINED	⊖⊖⊖ CHAMFERED

REVISIONS			
ALT.	ZONE	DESCRIPTION	APPROVED & DATE

SECTION A-A
SCALE 1 : 1**NOTE:**

1. MANDATORY MANUFACTURING ALLOWANCES.

DETAIL B
SCALE 1 : 1

1	HORIZONTAL MEMBER	2.5x110.4x1295.8	1		RDSO/SPEC C-K201 X2CrNi12	2.796	
QTY.	DESCRIPTION	DIMENSIONS	ITEM NO.	REF. DRGS	MATL.SPEC.	WT/UNIT IN KGS	REMARKS
GROUP: 1-4 SIDEWALL ASSEMBLY		SURFACE AREA IN Sq.m.:0.287			WT/ASSY IN Kgs:		
HORIZONTAL MEMBER					SCALE	SSE/D	
					1:5	CHD	
					ALT.	ALTD	
						DRN	
INDIAN RAILWAY STANDARDS							
INTEGRAL COACH FACTORY, CHENNAI - 600038					SHEET 1 OF 1		
					AAA14949		A3

REF.DRG.NO.2 10113.0.20.113.121 Alt nil

	-1-2015	
DATE OF LATEST ALT.	DATE OF FIRST ISSUE	AME/SME

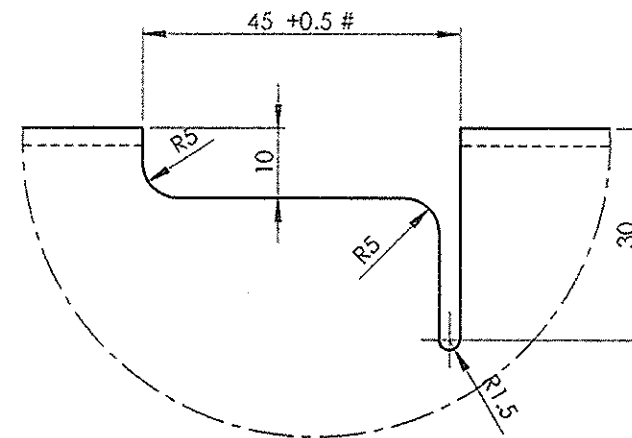
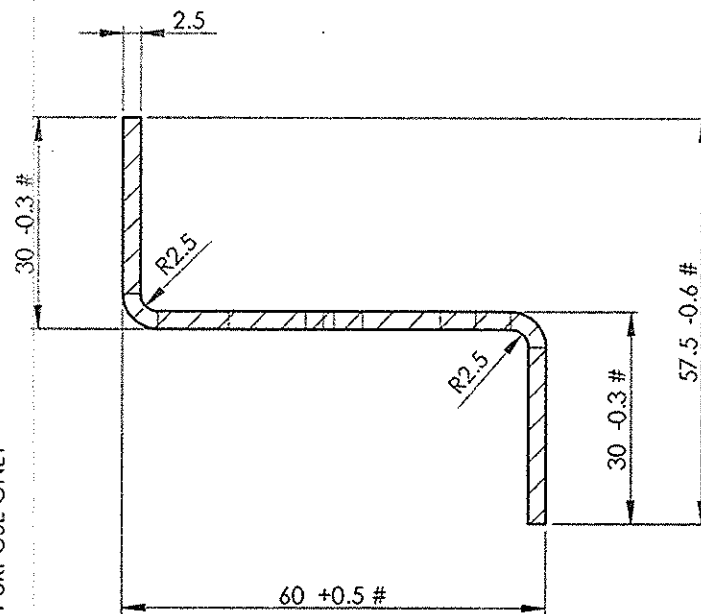
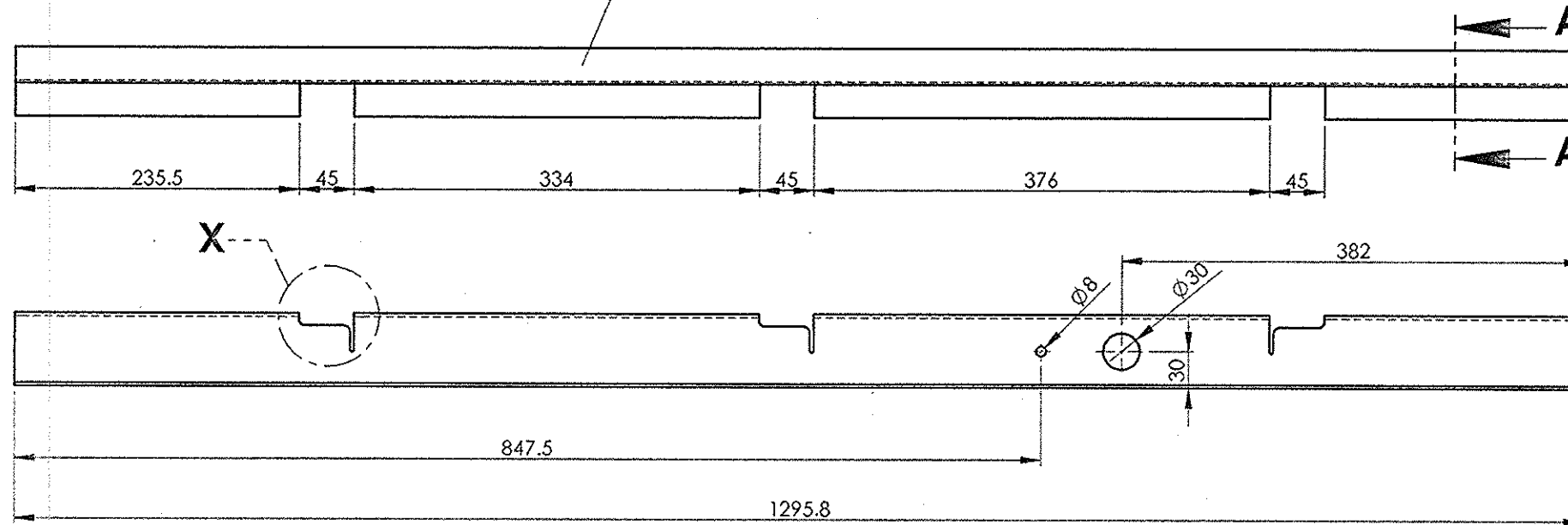
ALL DIMENSIONS ARE IN mm UNLESS OTHERWISE SPECIFIED. FOR UNTOLERANCED DIMENSIONS AND ROUGHNESS VALUES, REFER DRAWING NO ICF/STD-9-0-001.
ANY MANUAL ALTERATION SHALL AUTOMATICALLY RENDER THIS DRAWING INVALID. WELDING SYMBOLS ARE AS PER IS: 813-1986.
WEIGHT GIVEN IN DRAWING IS FOR INDICATIVE PURPOSE ONLY

AAA14953

▽ ROUGH MACHINED	① ROUGH CLEANED
▽▽ FINISH MACHINED	② BURRS REMOVED
▽▽▽ FINE FINISH MACHINED	③ CHAMFERED



REVISIONS

ALT.	ZONE	DESCRIPTION	APPROVED & DATE
	a	Ø30mm HOLE ADDED	

**NOTE:**


1. MANDATORY MANUFACTURING ALLOWANCES.

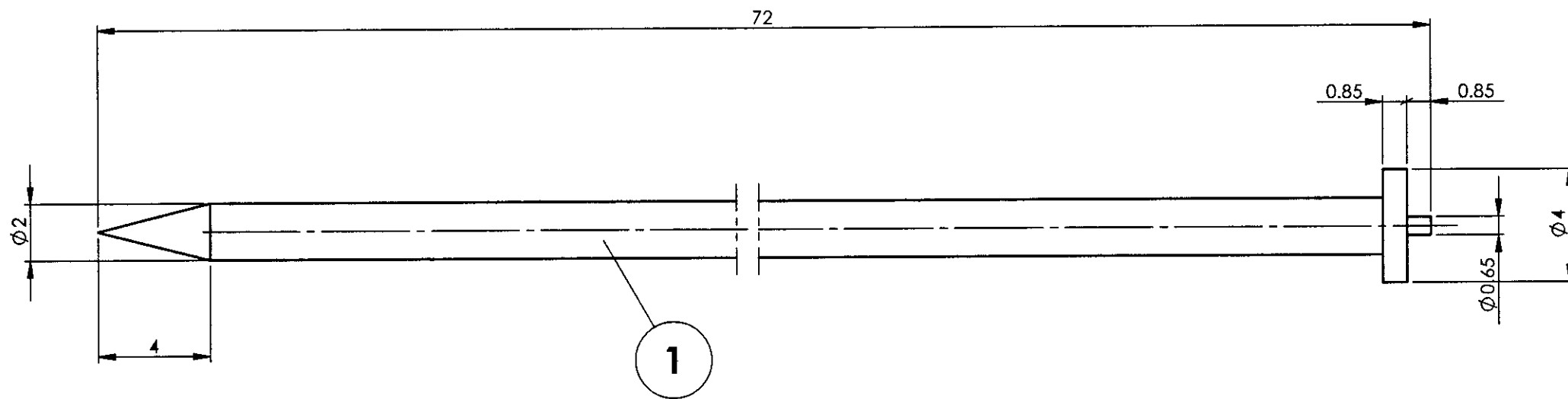
**SECTION A-A
SCALE 1:1****DETAIL X
SCALE 1:1**

1	HORIZONTAL MEMBER	2.5x110.4x1295.8	1		RDSO/SPEC C-K201 X2CrNi12	2.781	
QTY.	DESCRIPTION	DIMENSIONS	ITEM NO.	REF. DRGS	MATL.SPEC.	WT/UNIT IN KGS	REMARKS
GROUP: 1-4 SIDEWALL ASSEMBLY		SURFACE AREA IN Sq.m.:0.286			WT/ASSY IN Kgs:		
HORIZONTAL MEMBER					SCALE	SSE/D	
					1:5	CHD	
					ALT.	ALTD	SATISH KUMAR
					a	DRN	P.MURUGAN
INDIAN RAILWAY STANDARDS							
INTEGRAL COACH FACTORY, CHENNAI - 600038					SHEET 1 OF 1		
					AAA14953		A3

AAA16493


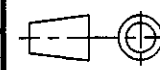

▽ ROUGH MACHINED	① ROUGH CLEANED
▽▽ FINISH MACHINED	② BURRS REMOVED
▽▽▽ FINE FINISH MACHINED	③ CHAMFERED

REVISIONS			
ALT.	ZONE	DESCRIPTION	APPROVED & DATE
a		DRAWING REVISED.	




ALL DIMENSIONS ARE IN mm UNLESS OTHERWISE SPECIFIED. FOR UNTOLERANCED DIMENSIONS AND ROUGHNESS VALUES, REFER DRAWING NO ICF/STD-9-0-001.
ANY MANUAL ALTERATION SHALL AUTOMATICALLY RENDER THIS DRAWING INVALID. WELDING SYMBOLS ARE AS PER EN ISO 2553.
WEIGHT GIVEN IN DRAWING IS FOR INDICATIVE PURPOSE ONLY

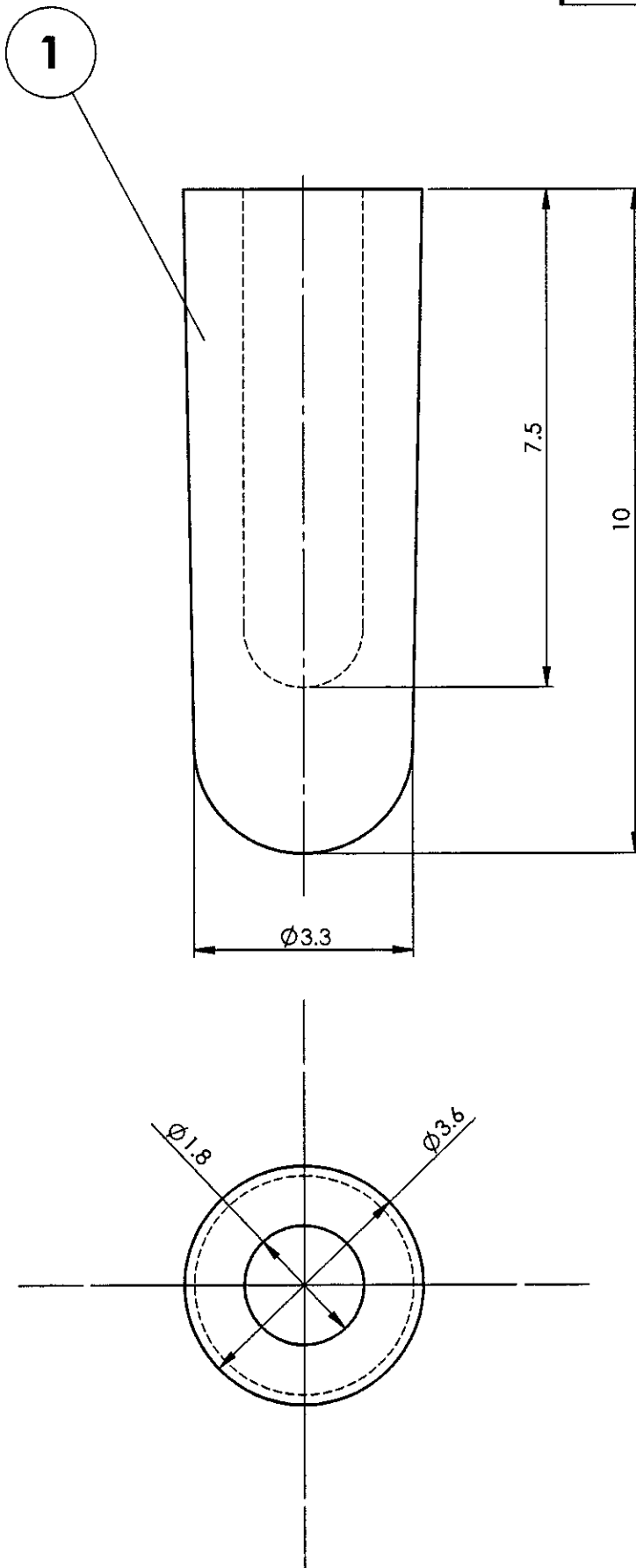
REF.DRG.NO.mi001576, ITEM-1

1	WELDING PIN	Ø 4 x 72	1		IS:6528 X04Cr18Ni10	0.002	
Default	DESCRIPTION	DIMENSIONS	ITEM NO.	REF. DRGS	MATL.SPEC.	WT/UNIT IN KGS	REMARKS
GROUP: 1-6 ROOF CONSTRUCTION				SURFACE AREA IN Sq.m.: 0.000		WT/ASSY IN Kgs:	
WELDING PIN					SCALE 5:1	SSE/D CHD	
					ALT. a	ALTD DRN	A.Palanichamy
							3D:A.Palanichamy 2D:P.Murugan
							
INDIAN RAILWAY STANDARDS				SHEET 1 OF 1		AAA16493	
INTEGRAL COACH FACTORY, CHENNAI - 600038						A3	
06-02-2024		19-07-2013					
DATE OF LATEST ALT.		DATE OF FIRST ISSUE		AME/SME			


AAA16494

▽ ROUGH MACHINED	① ROUGH CLEANED
▽▽ FINISH MACHINED	①b BURRS REMOVED
▽▽▽ FINE FINISH MACHINED	①B CHAMFERED

REVISIONS				APPROVED & DATE
ALT.	ZONE	DESCRIPTION		
a		DRAWING REVISED.		



1	CAP	Ø3.6x10	1		IS:5831	0.000	
Default	DESCRIPTION	DIMENSIONS	ITEM NO.	REF. DRGS	MATL.SPEC.	WT/UNIT IN KGS	REMARKS
GROUP: 1-6 ROOF CONSTRUCTION		SURFACE AREA IN Sq.m.:0.000			WT/ASSY IN Kgs:		
CAP					SCALE	SSE/D	
					10:1	CHD	
					ALT.	ALTD	A.Palanichamy
					a	DRN	3D:A.Palanichamy 2D:P.Murugan
INDIAN RAILWAY STANDARDS INTEGRAL COACH FACTORY, CHENNAI - 600036							
					SHEET 1 OF 1	AAA16494	A3

06-02-2024	19-07-2013	
DATE OF LATEST ALT.	DATE OF FIRST ISSUE	AME/SME


REF.DRG.NO.mi001576, ITEM-2

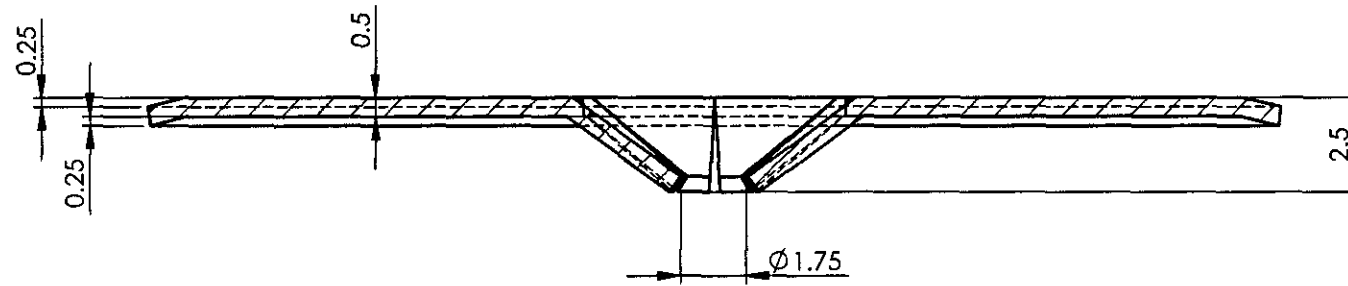
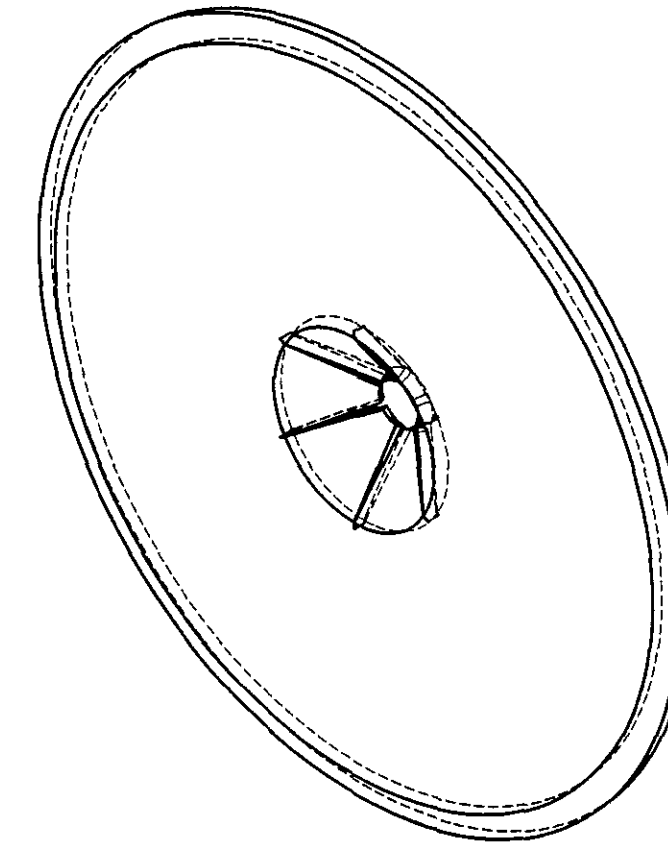
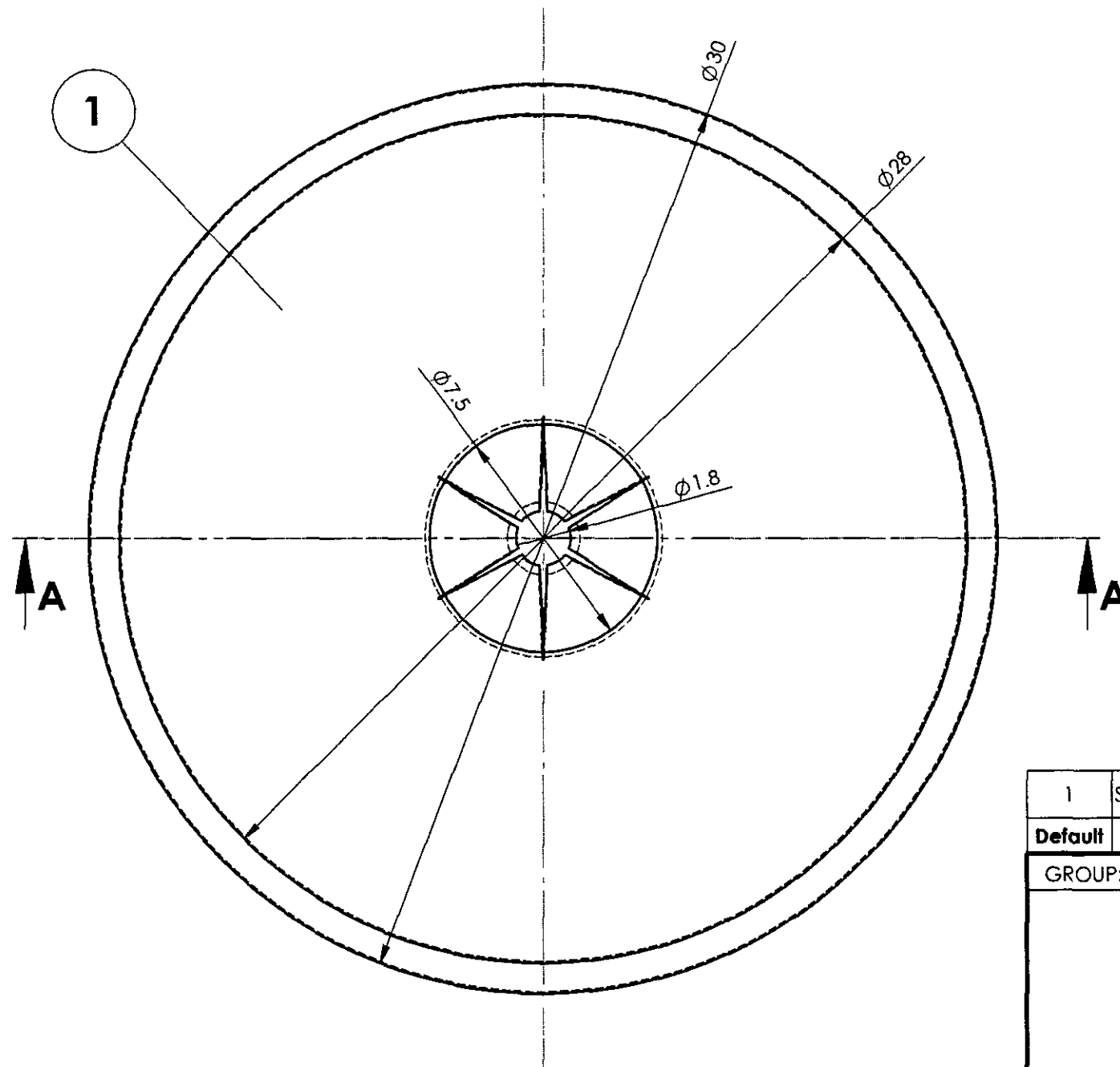
ALL DIMENSIONS ARE IN mm UNLESS OTHERWISE SPECIFIED. FOR UNTOLERANCED DIMENSIONS AND ROUGHNESS VALUES, REFER DRAWING NO ICF/STD-9-0-001. ANY MANUAL ALTERATION SHALL AUTOMATICALLY RENDER THIS DRAWING INVALID. WELDING SYMBOLS ARE AS PER EN ISO 2553. WEIGHT GIVEN IN DRAWING IS FOR INDICATIVE PURPOSE ONLY

AAA16495


▽ ROUGH MACHINED	① ROUGH CLEANED
▽▽ FINISH MACHINED	①b BURRS REMOVED
▽▽▽ FINE FINISH MACHINED	①B CHAMFERED

REVISIONS

ALT.	ZONE	DESCRIPTION	APPROVED & DATE
a		DRAWING REVISED.	


SECTION A-A
SCALE 5 : 1

ISOMETRIC VIEW

1	SERRATED SPRING WASHER	DIA 30 x 0.5 THICK	1		IS:4072 Gr.65C6	0.003	COATING TO MDT5057
Default	DESCRIPTION	DIMENSIONS	ITEM NO	REF. DRGS	MATL.SPEC.	WT/UNIT IN KGS	REMARKS
GROUP: 1-6 ROOF CONSTRUCTION				SURFACE AREA IN Sq.m.:0.001		WT/ASSY IN Kgs:	
SERRATED SPRING WASHER					SCALE 2:1	SSE/D CHD	
					ALT. a	ALTD DRN	A.Palanichamy
							3D:A.Palanichamy 2D:P.Murugan
INDIAN RAILWAY STANDARDS				SHEET 1 OF 1		AAA16495	
INTEGRAL COACH FACTORY, CHENNAI - 600038						A3	

ALL DIMENSIONS ARE IN mm UNLESS OTHERWISE SPECIFIED. FOR UNTOLERANCED DIMENSIONS AND ROUGHNESS VALUES, REFER DRAWING NO ICF/STD-9-0-001.
ANY MANUAL ALTERATION SHALL AUTOMATICALLY RENDER THIS DRAWING INVALID. WELDING SYMBOLS ARE AS PER EN ISO 2553.
WEIGHT GIVEN IN DRAWING IS FOR INDICATIVE PURPOSE ONLY

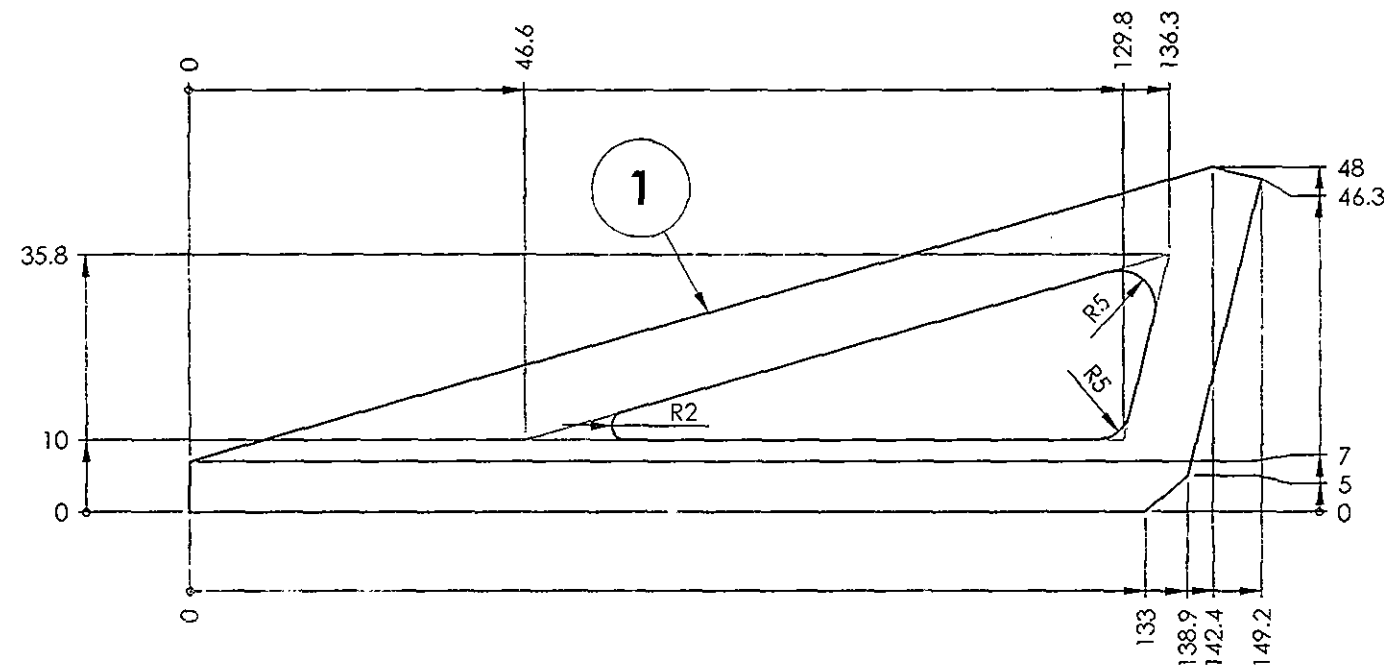
REF.DRG.NO.mi001576, ITEM-3

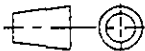
06-02-2024	19-07-2013	
DATE OF LATEST ALT.	DATE OF FIRST ISSUE	AME/SME

AAA16915

▽ ROUGH MACHINED	① ROUGH CLEANED
▽▽ FINISH MACHINED	② BURRS REMOVED
▽▽▽ FINE FINISH MACHINED	③ CHAMFERED

REVISIONS				APPROVED & DATE
ALT.	ZONE	DESCRIPTION		



1	WEB	3 x 48 x150	1		RDSO/SPEC C- K201 X2 Cr Ni 12	0.070	
QTY.	DESCRIPTION	DIMENSIONS	ITEM NO.	REF. DRGS	MATL.SPEC.	WT/UNIT IN KGS	REMARKS
GROUP: 1-6 ROOF ASSEMBLY		SURFACE AREA IN Sq.m.:0.007			WT/ASSY IN Kgs:0.070		
WEB					SCALE	SSE/D	<i>K.Srinivasan</i>
					1:1	CHD	
					ALT.	ALTD	
						DRN	K.Srinivasan
INDIAN RAILWAY STANDARDS INTEGRAL COACH FACTORY, CHENNAI - 600038							
					SHEET 1 OF 1		AAA16915

ALL DIMENSIONS ARE IN mm UNLESS OTHERWISE SPECIFIED. FOR UNTOLERANCED DIMENSIONS AND ROUNDNESS VALUES, REFER DRAWING NO ICF/SID 9 0 001.
ANY MANUAL ALTERATION SHALL AUTOMATICALLY RENDER THIS DRAWING INVALID. WELDING SYMBOLS ARE AS PER IS: 813 1286.

REF.DRG.NO.4.10113.0.20.095.133

	21-03-2013	
DATE OF LATEST ALT.	DATE OF FIRST ISSUE	AME/SME

AAA16916

▽ ROUGH MACHINED

① ROUGH CLEANED

▽▽ FINISH MACHINED

② BURRS REMOVED

▽▽▽ FINE FINISH MACHINED

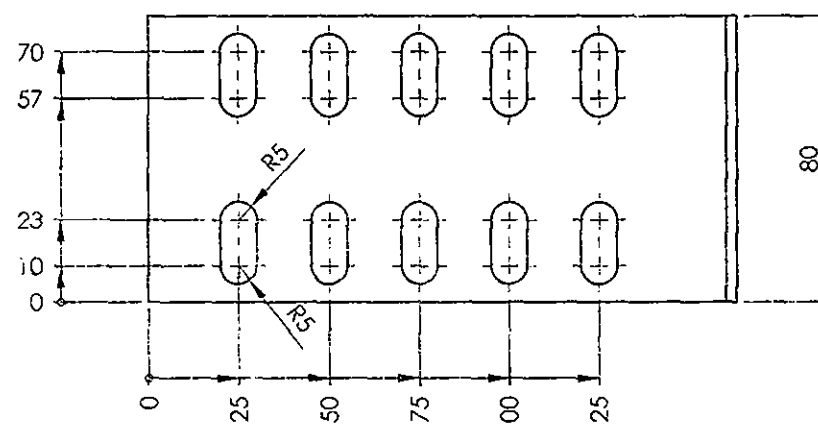
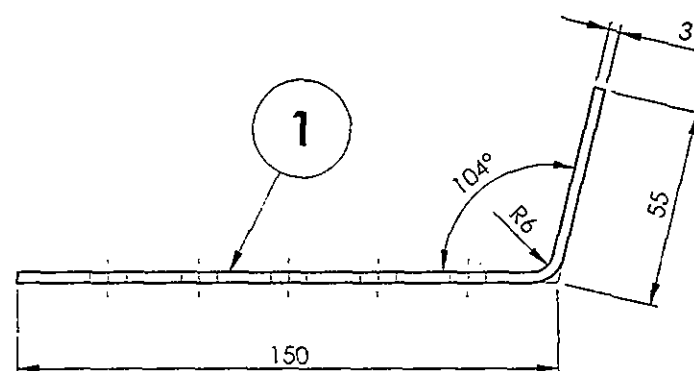
③ CHAMFERED

REVISIONS

ALT.

ZONE


DESCRIPTION

APPROVED &
DATE

ALL DIMENSIONS ARE IN mm UNLESS OTHERWISE SPECIFIED. FOR UNTOLERANCED DIMENSIONS AND TOLERANCED VALUES, REFER DRAWING NO IC/STD 9 0 001.
ANY MANUAL ALTERATION SHALL AUTOMATICALLY RENDER THIS DRAWING INVALID. WELDING SYMBOLS ARE AS PER IS: 813-1986.

REF.DRG.NO.3.10113.0.20.095.132

	21-03-2013	<i>[Signature]</i>
DATE OF LATEST ALT.	DATE OF FIRST ISSUE	AME/SME

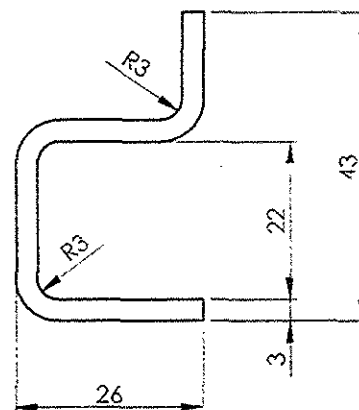

1	ANGLE	3 x 80 x 201	1		RDSO/SPEC C- K201 X2 Cr Ni 12	0.336	
QTY.	DESCRIPTION	DIMENSIONS	ITEM NO.	REF. DRGS	MATL.SPEC.	WT/UNIT IN KGS	REMARKS
GROUP: 1-6 ROOF ASSEMBLY		SURFACE AREA IN Sq.m.:0.031			WT/ASSY IN Kgs:0.336		
ANGLE					SCALE	SSE/D	<i>Surfgraded</i>
					1:2	CHD	
					ALT.	ALTD	
						DRN	K.Sriram
INDIAN RAILWAY STANDARDS INTEGRAL COACH FACTORY, CHENNAI - 600038				SHEET 1 OF 1			
					AAA16916		A3

AAA26071

▽ ROUGH MACHINED	⊖ ROUGH CLEANED
▽▽ FINISH MACHINED	⊖⊖ BURRS REMOVED
▽▽▽ FINE FINISH MACHINED	⊖⊖⊖ CHAMFERED

REVISIONS


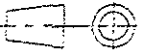
ALT.	ZONE	DESCRIPTION	APPROVED & DATE
------	------	-------------	-----------------



ALL DIMENSIONS ARE IN mm UNLESS OTHERWISE SPECIFIED. FOR UNTOLERANCED DIMENSIONS AND ROUGHNESS VALUES, REFER DRAWING NO ICF/SID-9-0401.
ANY MANUAL ALTERATION SHALL AUTOMATICALLY RENDER THIS DRAWING INVALID. WELDING SYMBOLS ARE AS PER IS: 813-1986.

REF.DRG.NO.LG10220

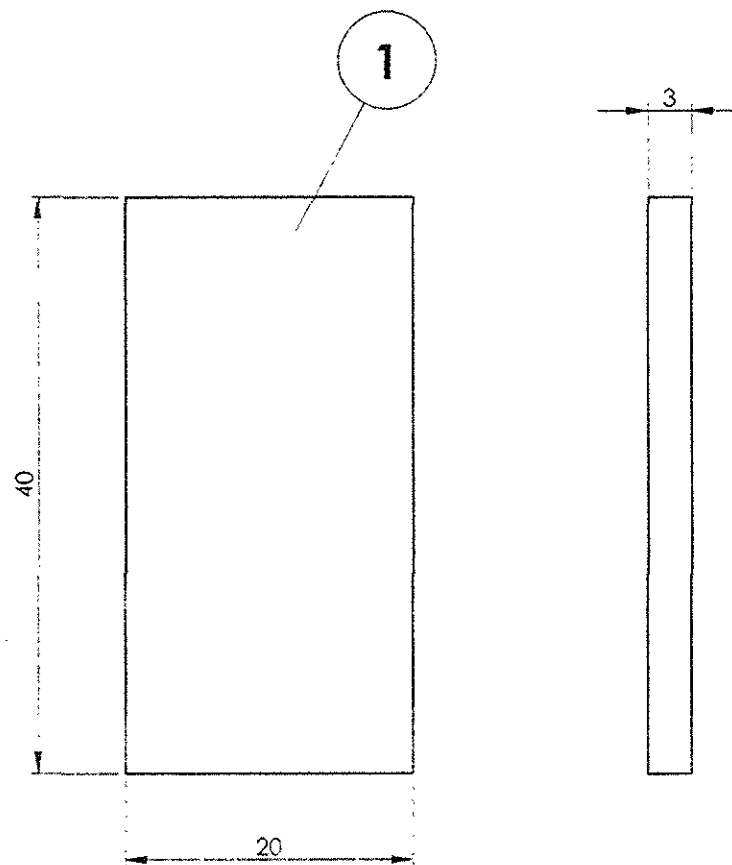
	21.12.12	
DATE OF LATEST ALT.	DATE OF FIRST ISSUE	AME/SME

1	CHANNEL	3x80x152	1		RDSO/SPEC C- K201 X2 Cr Ni 12	0.304	
QTY	DESCRIPTION	DIMENSIONS	ITEM NO.	REF. DRGS	MATL.SPEC.	WT/UNIT IN KGS	REMARKS
GROUP: 1-4		SURFACE AREA IN Sq.m.:0.027			WT/ASSY IN Kgs:0.304		
BRACKET					SCALE	SSE/D	
					1:1	CHD	
					ALT.	ALD	
					DRN	3D G.VIMALA 2D Palanichamy	
INDIAN RAILWAY STANDARDS INTEGRAL COACH FACTORY, CHENNAI - 600038							SHEET 1 OF 1
					AAA26071		A3

AAA26073

▽ ROUGH MACHINED	⊖ ROUGH CLEANED
▽▽ FINISH MACHINED	⊖⊖ BURRS REMOVED
▽▽▽ FINE FINISH MACHINED	⊖⊖⊖ CHAMFERED

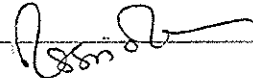
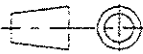
REVISIONS			
ALT.	ZONE	DESCRIPTION	APPROVED & DATE



ALL DIMENSIONS ARE IN mm UNLESS OTHERWISE SPECIFIED. FOR UNTOLERANCED DIMENSIONS AND ROUGHNESS VALUES, REFER DRAWING NO ICF/STD-9-0-001.
ANY MANUAL ALTERATION SHALL AUTOMATICALLY RENDER THIS DRAWING INVALID. WELDING SYMBOLS ARE AS PER IS: 813-1986.

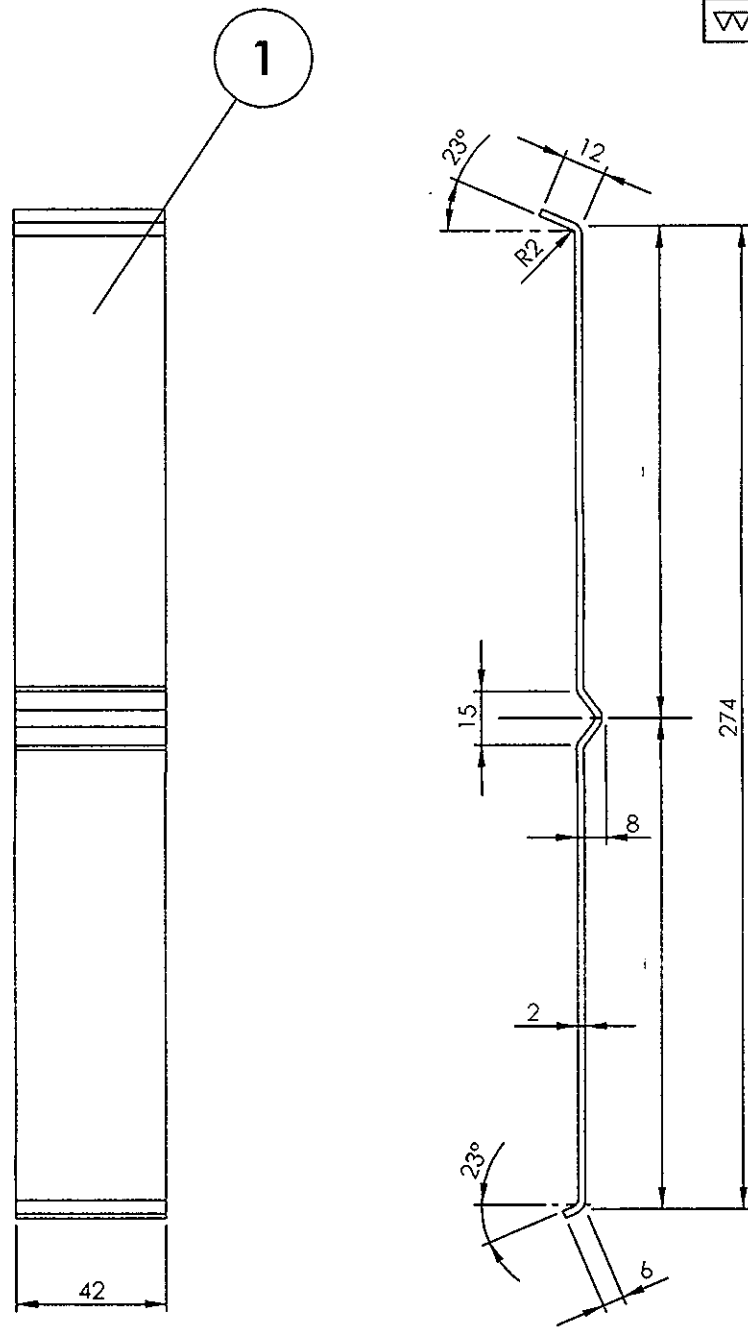
REF.DRG.NO.LG10219/ITEM-2

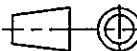
	21.12.12	<i>[Signature]</i>
DATE OF LATEST ALT.	DATE OF FIRST ISSUE	AME/SME

1	FLAT	3x20x40	1		RDSO/SPEC C- K201 X2 Cr Ni 12	0.019	
QTY	DESCRIPTION	DIMENSIONS	ITEM NO.	REF. DRGS	MATL.SPEC.	WT/UNIT IN KGS	REMARKS
GROUP: 2-6		SURFACE AREA IN Sq.m.:0.002			WT/ASSY IN Kgs:0.019		
FLAT					SCALE	SSE/D	
					2:1	CHD	
					ALT.	ALTD	
					DRN	3D G.VIMALA 2D Palanichamy	
INDIAN RAILWAY STANDARDS INTEGRAL COACH FACTORY, CHENNAI - 600038							
					SHEET 1 OF 1		AAA26073

ALL DIMENSIONS ARE IN mm UNLESS OTHERWISE SPECIFIED. FOR UNTOLERANCED DIMENSIONS AND ROUGHNESS VALUES, REFER DRAWING NO. 121/STD 9 0 001. ANY MANUAL ALTERATION SHALL AUTOMATICALLY RENDER THIS DRAWING INVALID. WELDING SYMBOLS ARE AS PER IS: 813 1986.

REVISIONS			
ALT.	ZONE	DESCRIPTION	APPROVED & DATE



1	PLATE	2x42x296	1		RDSO/SPEC C- K201 X2CrNi12	0.196	
QTY.	DESCRIPTION	DIMENSIONS	ITEM NO.	REF. DRGS	MATL.SPEC.	WT/UNIT IN KGS	REMARKS
GROUP: 2-6		SURFACE AREA IN Sq.m.:0.026			WT/ASSY IN Kgs:0.196		
BACK PLATE FOR NUMBER PLATE					SCALE	SSE/D	<i>L. Panduranga Rao</i>
					1:2	CHD	
					ALT.	ALTD	
						DRN	L.PANDURANGA RAO
INDIAN RAILWAY STANDARDS INTEGRAL COACH FACTORY, CHENNAI - 600038				SHEET 1 OF 1			
					AAA26074		A3

1		2		3		4		5		6		7		8	
AAA26075				▽ ROUGH MACHINED		① ROUGH CLEANED		REVISIONS							
				▽▽ FINISH MACHINED		①b BURRS REMOVED		ALT.		ZONE		DESCRIPTION		APPROVED & DATE	
				▽▽▽ FINE FINISH MACHINED		①8 CHAMFERED		a				NOTE ADDED.			
<div><div>127</div><div><div>1</div></div></div>															
<div><div>11</div><div><div>R1.6</div></div><div>22</div><div>39</div><div>1.6</div></div>															

ALL DIMENSIONS ARE IN mm UNLESS OTHERWISE SPECIFIED. FOR UNTOLERANCED DIMENSIONS AND ROUGHNESS VALUES, REFER DRAWING NO ICF/STD-9-0-001. ANY MANUAL ALTERATION SHALL AUTOMATICALLY RENDER THIS DRAWING INVALID. WELDING SYMBOLS ARE AS PER IS: 813-1986.

NOTE:-

1. ALTERNATIVELY AISI-304/SS-304 (X02Cr19Ni10)/IS:6911(X04Cr19Ni9) ALSO ACCEPTABLE.

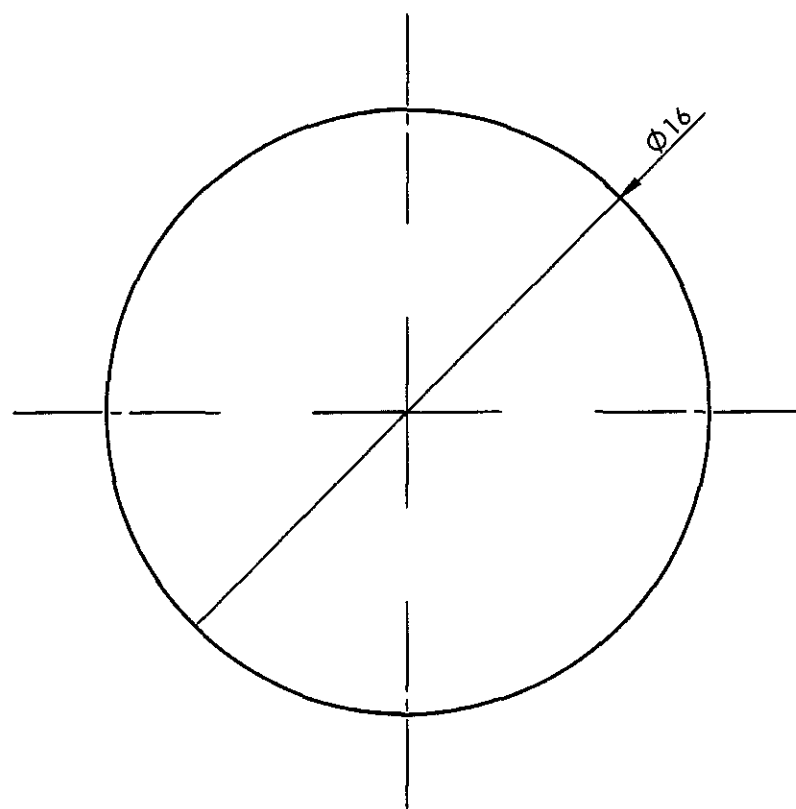

1	GUIDE FOR NUMBER PLATE	1.6x46x127	1		RDSO/SPEC C-K201 X2CrNi12	0.075	#
Default	DESCRIPTION	DIMENSIONS	ITEM NO.	REF. DRGS	MATL.SPEC.	WT/UNIT IN KGS	REMARKS
GROUP: 2-6 Exterior Accessories				SURFACE AREA IN Sq.m.:0.012		WT/ASSY IN Kgs:0.075	
GUIDE FOR NUMBER PLATE					SCALE 1:1	SSE/D CHD	
					ALT. a	ALTD DRN	KUNTI THAKUR
							L.PANDURANGA RAO
INDIAN RAILWAY STANDARDS					SHEET 1 OF 1		
INTEGRAL COACH FACTORY, CHENNAI - 600038					AAA26075		
					A3		

AAA26076

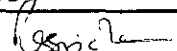

▽ ROUGH MACHINED	① ROUGH CLEANED
▽▽ FINISH MACHINED	①b BURRS REMOVED
▽▽▽ FINE FINISH MACHINED	①c CHAMFERED

REVISIONS

ALT.	ZONE	DESCRIPTION	APPROVED & DATE
a		NOTE ADDED.	<i>[Signature]</i>

**NOTE:-**

1. ALTERNATIVELY AISI-304/SS-304 (X02Cr19Ni10)/IS:6911(X04Cr19Ni9) ALSO ACCEPTABLE.

1	STOPPER FOR NUMBER PLATE	Ø16x8	1		RDSO/SPEC C- K201 X2CrNi12	0.013	
Default	DESCRIPTION	DIMENSIONS	ITEM NO.	REF. DRGS	MATL.SPEC.	WT/UNIT IN KGS	REMARKS
GROUP: 2-6 Exterior Accessories		SURFACE AREA IN Sq.m.:0.001			WT/ASSY IN Kgs:0.013		
STOPPER FOR NUMBER PLATE					SCALE	SSE/D	
					5:1	CHD	
					ALT.	ALTD	KUNTI THAKUR
					a	DRN	L.PANDURANGA RAO
INDIAN RAILWAY STANDARDS INTEGRAL COACH FACTORY, CHENNAI - 600036				SHEET 1 OF 1			
					AAA26076		A3

ALL DIMENSIONS ARE IN mm UNLESS OTHERWISE SPECIFIED. FOR UNTOLERANCED DIMENSIONS AND ROUGHNESS VALUES, REFER DRAWING NO ICF/STD-9-0-001.
ANY MANUAL ALTERATION SHALL AUTOMATICALLY RENDER THIS DRAWING INVALID. WELDING SYMBOLS ARE AS PER IS: 813-1986.

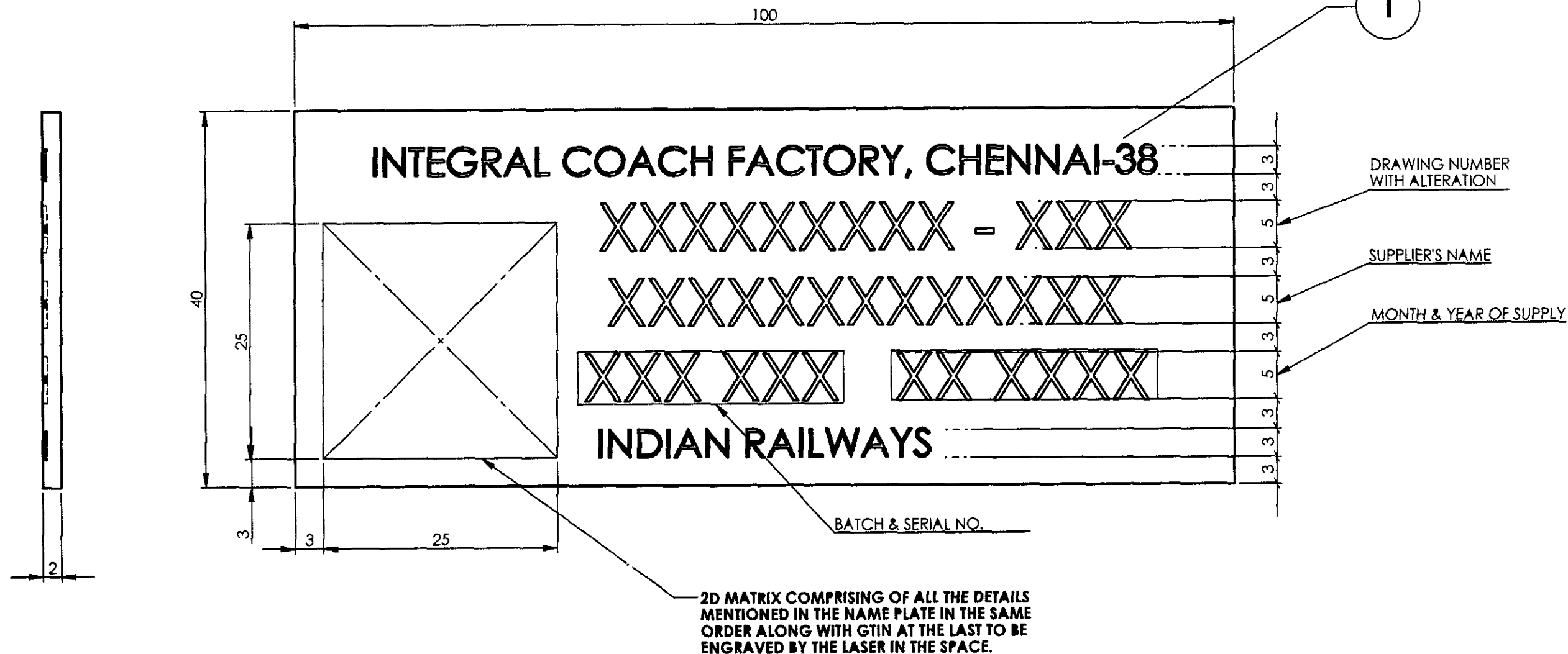
REF.DRG.NO.LW26119

17-07-2024	10-04-2013	<i>[Signature]</i>
DATE OF LATEST ALT.	DATE OF FIRST ISSUE	AME/SME

AAA51072

▽ ROUGH MACHINED	① ROUGH CLEANED
▽▽ FINISH MACHINED	①① BURRS REMOVED
▽▽▽ FINE FINISH MACHINED	①①① CHAMFERED

REVISIONS			
ALT.	ZONE	DESCRIPTION	APPROVED & DATE
a		NAME PLATE REVISED.	-sd-
b		DESIGN REVISED.	-sd-
c		BATCH & SERIAL NO. ADDED	-sd-
d		NOTE-2 ADDED.	<i>sd</i>

**NOTE:**

1. LETTERS TO BE PUNCHED OR ENGRAVED.

2. ALTERNATIVELY AISI-304/SS-304 (X02Cr19Ni10)/IS:6911(X04Cr19Ni9) ALSO ACCEPTABLE.


1	NAME PLATE FOR SUPPLIER IDENTIFICATION	2x40x100	1		RDSO/SPEC C-K201 X2 Cr Ni 12	0.063	\$
QTY	DESCRIPTION	DIMENSIONS	ITEM NO.	REF. DRGS	MATL.SPEC.	WT/UNIT IN KGS	REMARKS
GROUP: 5-1 Body Side Doors				SURFACE AREA IN Sq.m.:0.009		WT/ASSY IN Kgs:	
NAME PLATE FOR SUPPLIER IDENTIFICATION					SCALE 2:1	SSE/D	<i>sd</i>
					ALT. d	CHD	
						ALTD	KUNTI THAKUR
INDIAN RAILWAY STANDARDS						DRN	G. NAGESWARAN
INTEGRAL COACH FACTORY, CHENNAI - 600038					SHEET 1 OF 1	AAA51072	
						A3	

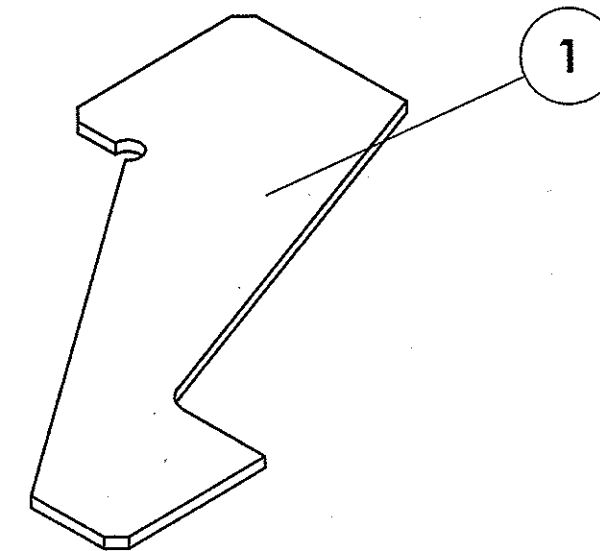
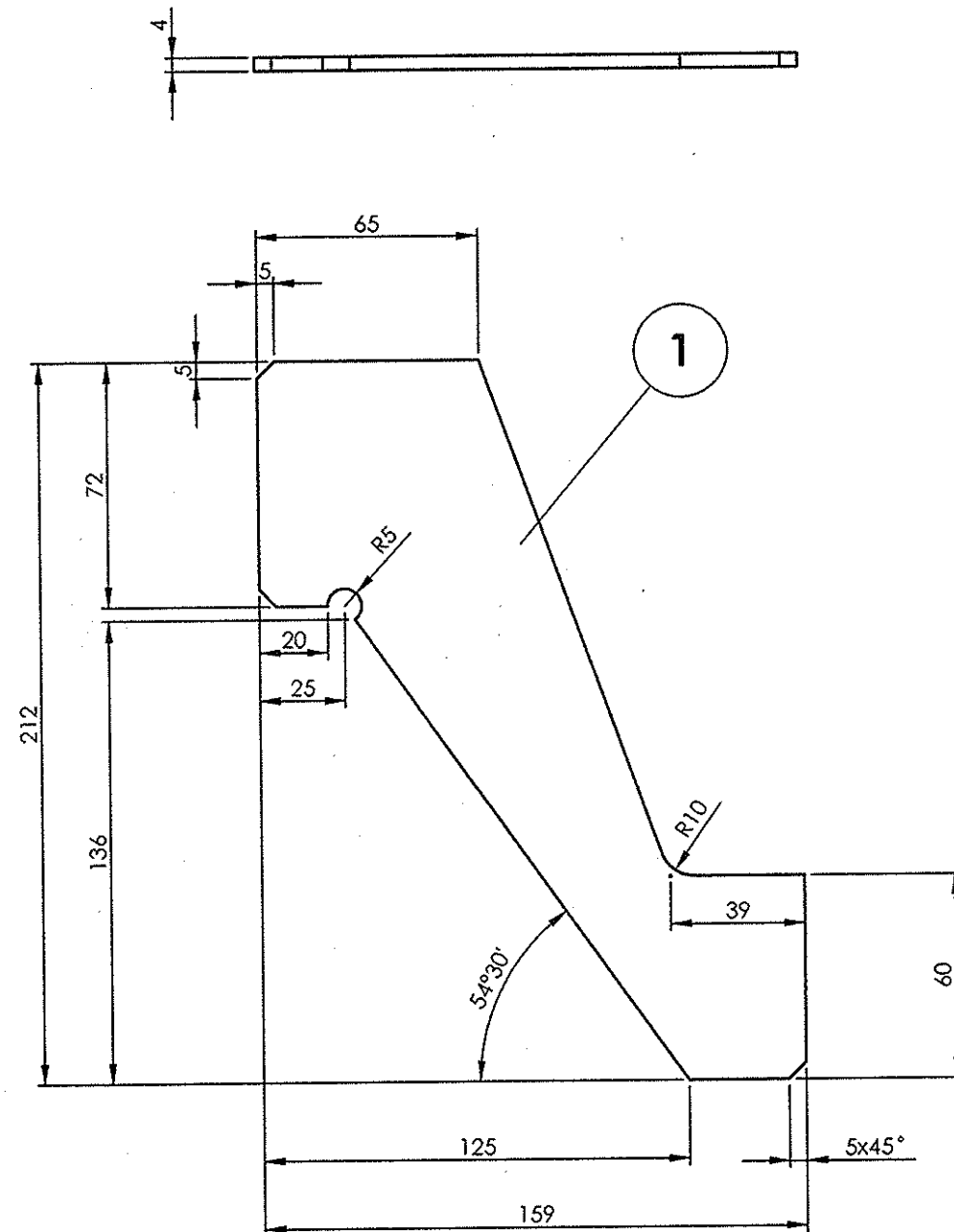
06-07-2024	02.06.2010	<i>sd</i>
DATE OF LATEST ALT.	DATE OF FIRST ISSUE	AME/SME

REF.DRG.NO.

AAB14289

▽ ROUGH MACHINED	① ROUGH CLEANED
▽▽ FINISH MACHINED	② BURRS REMOVED
▽▽▽ FINE FINISH MACHINED	③ CHAMFERED

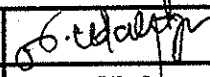
REVISIONS			
ALT.	ZONE	DESCRIPTION	APPROVED & DATE
a		DESIGN OF ITEM-1 REVISED.	

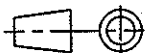


ISOMETRIC VIEW

ALL DIMENSIONS ARE IN mm UNLESS OTHERWISE SPECIFIED. FOR UNTOLERANCED DIMENSIONS AND ROUGHNESS VALUES REFER DRAWING NO ICF/STD-9-0-001.
ANY MANUAL ALTERATION SHALL AUTOMATICALLY RENDER THIS DRAWING INVALID. WELDING SYMBOLS ARE AS PER IS: 813: 1986.
WEIGHT GIVEN IN DRAWING IS FOR INDICATIVE PURPOSE ONLY

REF.DRG.NO.ip10132

10/02/18	06-04-2015	
DATE OF LATEST ALT.	DATE OF FIRST ISSUE	AME/SME

1	WEB	4x159x212	1		RDSO/SPEC C- K201 X2CrNi12	0.42	
QTY.	DESCRIPTION	DIMENSIONS	ITEM NO.	REF. DRGS	MATL.SPEC.	WT/UNIT IN KGS	REMARKS
GROUP: 1-4			SURFACE AREA IN Sq.m.: 28535.06		WT/ASSY IN Kgs:		
WEB					SCALE	SSE/D	A-4
					1:2	CHD	
					ALT.	ALTD	Aswin R
					a	DRN	V.S.SRIDHARAN
INDIAN RAILWAY STANDARDS							
INTEGRAL COACH FACTORY, CHENNAI - 600038					SHEET 1 OF 1	AAB14289	
							A3

AAC14244

▽ ROUGH MACHINED

① ROUGH CLEANED

▽▽ FINISH MACHINED

② BURRS REMOVED

▽▽▽ FINE FINISH MACHINED

③ CHAMFERED

REVISIONS

ALT.

ZONE

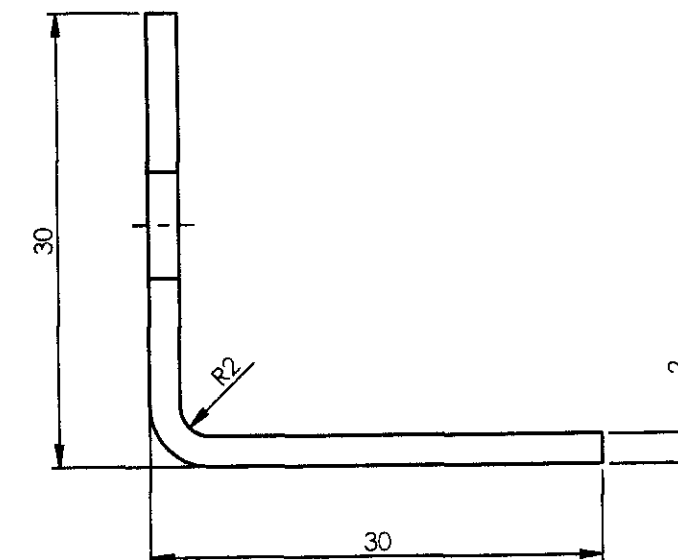
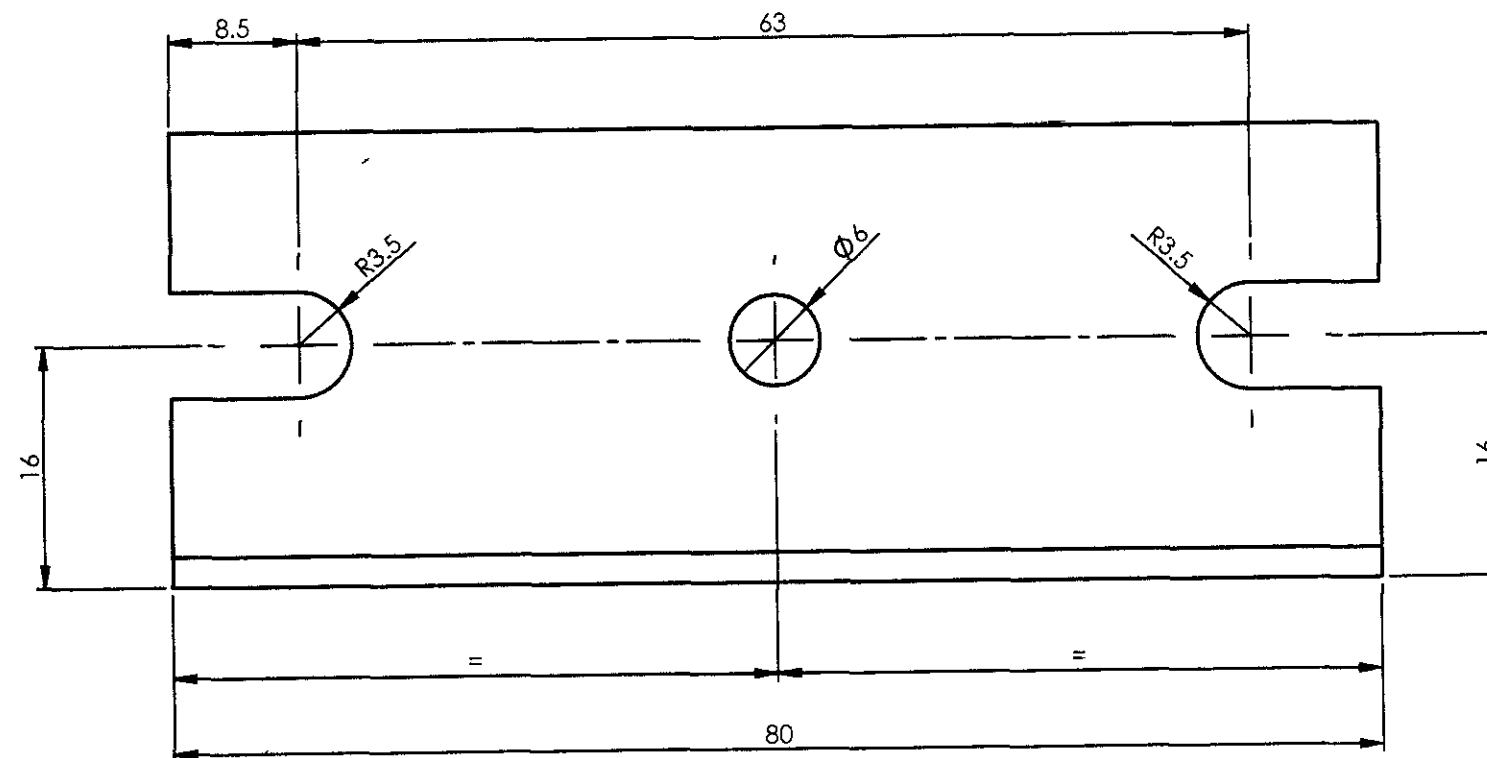
DESCRIPTION

APPROVED &
DATE

a

Ø 6 HOLE PROVIDED

V. S. S. S.



ALL DIMENSIONS ARE IN mm UNLESS OTHERWISE SPECIFIED. FOR UNTOLERANCED DIMENSIONS AND ROUGHNESS VALUES, REFER DRAWING NO ICF/STD-9-0-001.
ANY MANUAL ALTERATION SHALL AUTOMATICALLY RENDER THIS DRAWING INVALID. WELDING SYMBOLS ARE AS PER IS: 813-1986.
WEIGHT GIVEN IN DRAWING IS FOR INDICATIVE PURPOSE ONLY

REF.DRG.NO.

9-05-2023

26-09-2017

AME/SME

DATE OF LATEST ALT.

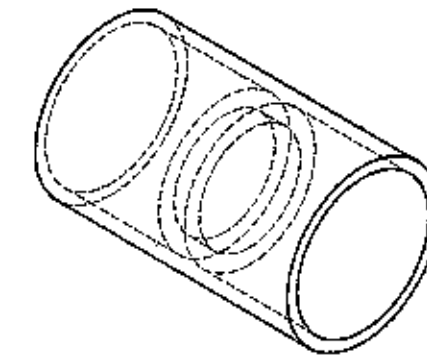
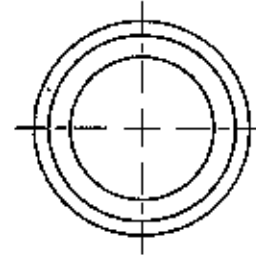
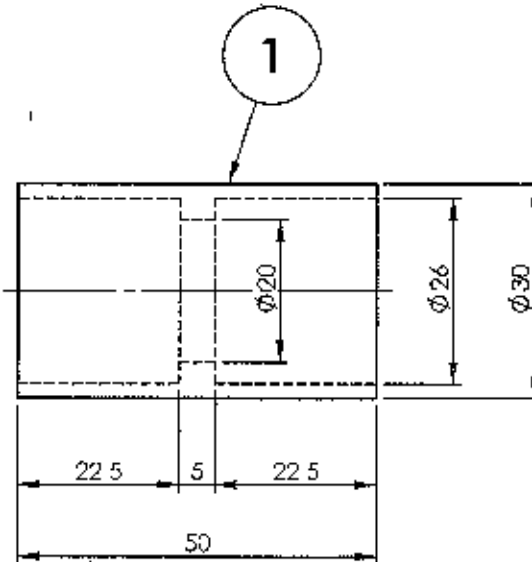
DATE OF FIRST ISSUE

1	CABLE CLAMP	2x56x80	1		RDSO/SPEC C-K201 X2CrNi12	0.07	
QTY.	DESCRIPTION	DIMENSIONS	ITEM NO.	REF. DRGS	MATL.SPEC.	WT/UNIT IN KGS	REMARKS
GROUP: 1-4				SURFACE AREA IN Sq.m.:0.01		WT/ASSY IN Kgs:	
CABLE CLAMP					SCALE	SSE/D	V. S. S. S.
					2:1	CHD	
					ALT.	ALTD	T.UKKIRAPANDIAN
INDIAN RAILWAY STANDARDS					2	DRN	T.UKKIRAPANDIAN
					SHEET 1 OF 1		
INTEGRAL COACH FACTORY, CHENNAI - 600038					AAC14244		
					A3		


AAC16320

▽ ROUGH MACHINED	① ROUGH CLEANED
▽▽ FINISH MACHINED	② BURRS REMOVED
▽▽▽ FINE FINISH MACHINED	③ CHAMFERED

REVISIONS			
ALT.	ZONE	DESCRIPTION	APPROVED & DATE



ISOMETRIC VIEW

1	COUPLER FOR CONDUITS	30 x 50	1		AISI-304	0.08	
QTY.	DESCRIPTION	DIMENSIONS	ITEM NO.	REF. DRGS	MATL.SPEC.	WT/UNIT IN KGS	REMARKS
GROUP 1-6 ROOF ASSEMBLY		SURFACE AREA IN Sq m.			WT/ASSY 'N Kgs.		
COUPLER FOR CONDUITS					SCALE	SSE/C	A-1
					1:1	CHD	
					ALT.	ALTD	K.Srinam
						DRN	
INDIAN RAILWAY STANDARDS INTEGRAL COACH FACTORY, CHENNAI - 600038							
					SHEET 1 OF 1		AAC16320

ALL DIMENSIONS ARE IN MM UNLESS OTHERWISE SPECIFIED. FOR UNTOUCHERABLE DIMENSIONS AND KNOTHNESS VALUES, PLR DRAWING NO. 17/ND-90-001
 ANY MANUAL ALTERATION SHALL AUTOMATICALLY RENDER THIS DRAWING INVALID. WELDING SYMBOLS ARE AS PER IS 813:1986.
 WEIGHT GIVEN IN DRAWING IS FOR INDICATIVE PURPOSE ONLY

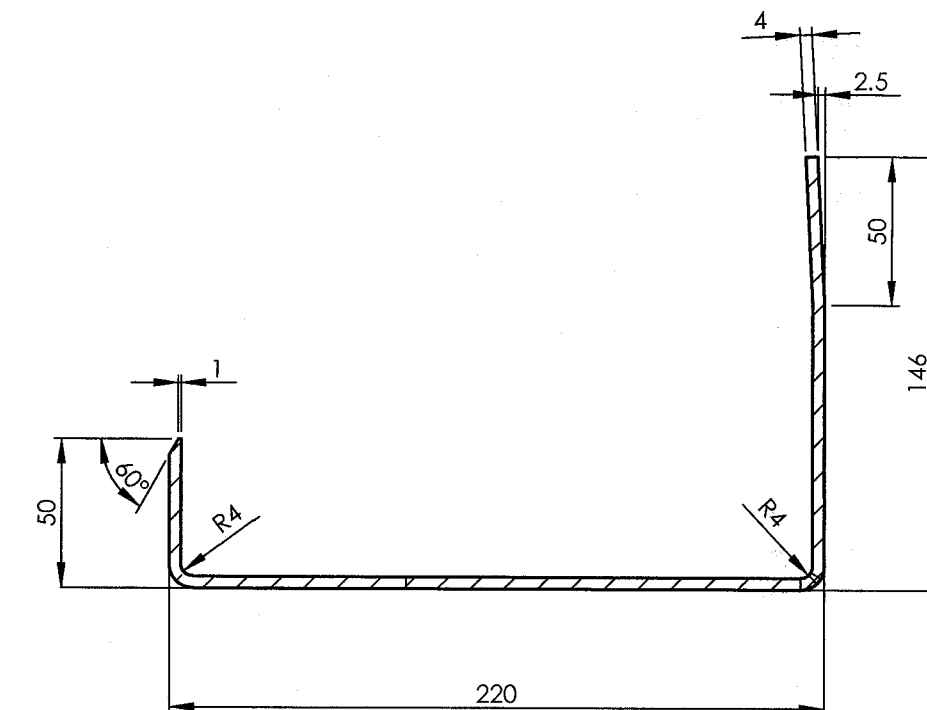
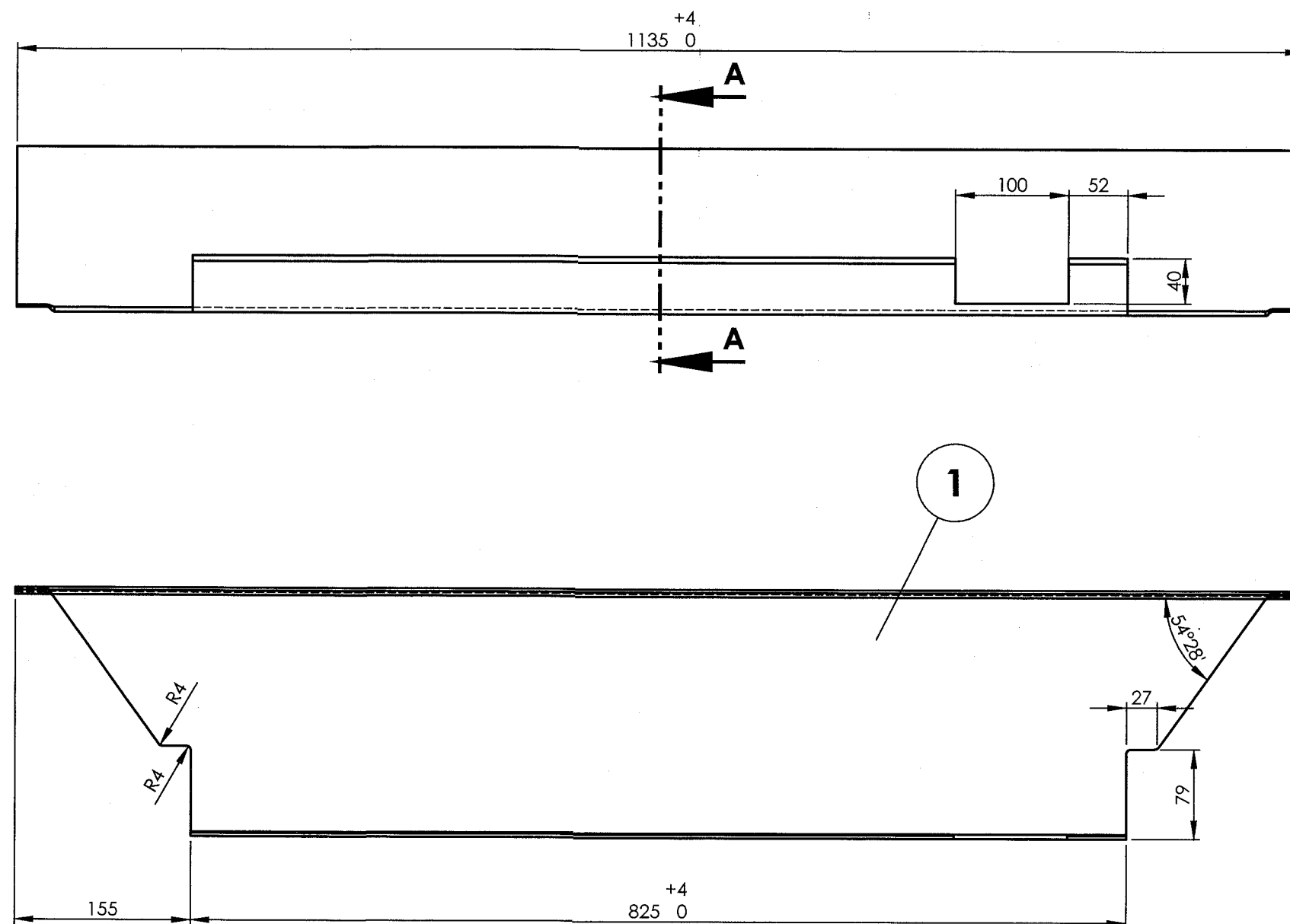
REF DRG. NO. -

19-04-18		
DATE OF LATEST ALT	DATE OF FIRST SS JE	AME/SML

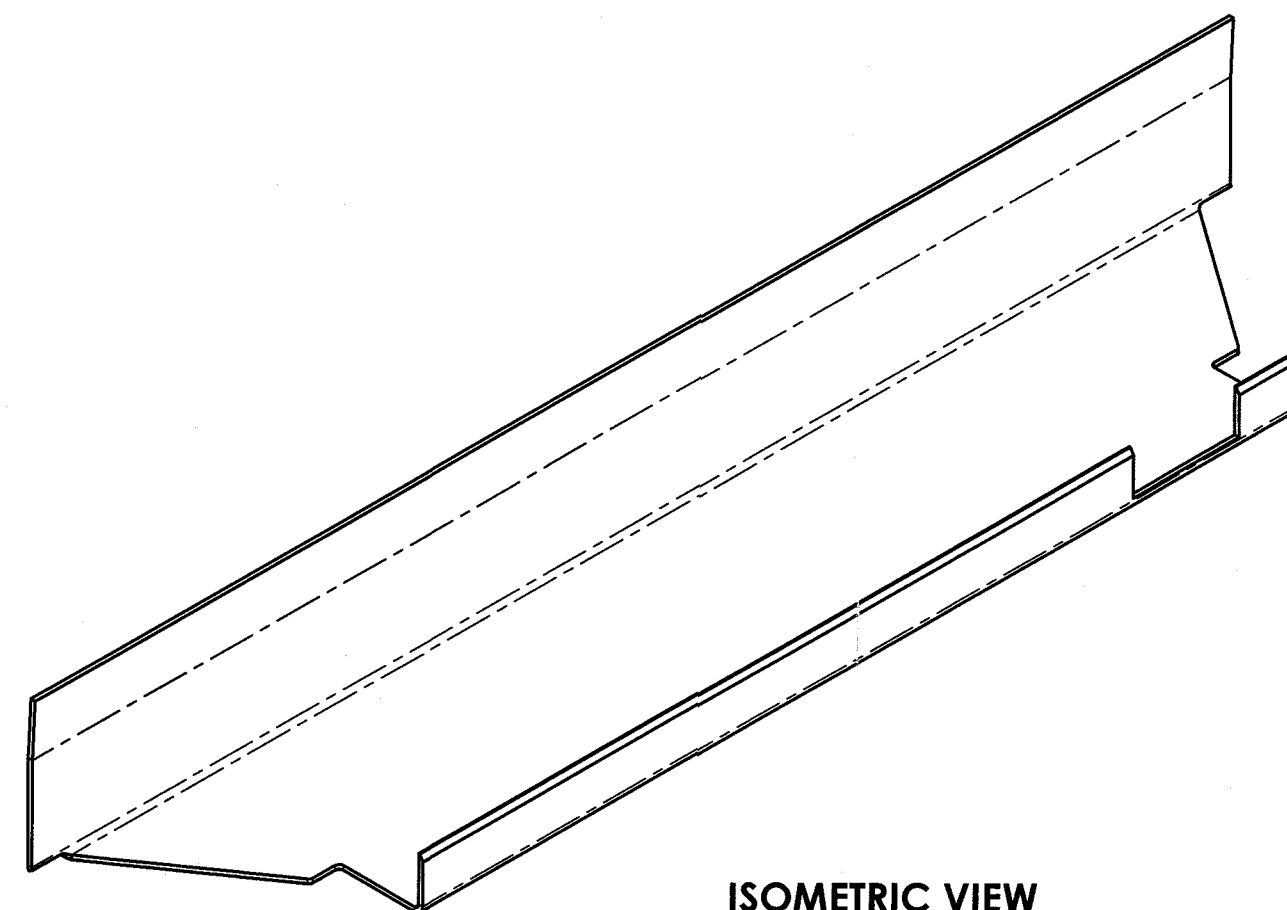
AAD14184

▽ ROUGH MACHINED	01 ROUGH CLEANED
▽▽ FINISH MACHINED	01b BURRS REMOVED
▽▽▽ FINE FINISH MACHINED	018 CHAMFERED

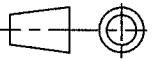
REVISIONS			
ALT.	ZONE	DESCRIPTION	APPROVED & DATE
a		40x90 CUTAWAY ADDED. Ø40 CUTAWY DELETED. VIEWS UPDATED.	sd/-
b		CUTAWAY ALTD FROM 40x90 TO 40x100. VIEWS UPDATED.	



SECTION A-A
SCALE 1 : 2.5



ISOMETRIC VIEW

1	UPPER FRAME PART	4x403x1135	1		RDSO/SPEC C- K201 X2 Cr Ni 12	12.54	
QTY	DESCRIPTION	DIMENSIONS	ITEM NO.	REF. DRGS	MATL.SPEC.	WT/UNIT IN KGS	REMARKS
GROUP: 1-4			SURFACE AREA IN Sq.m.: 0.80		WT/ASSY IN Kgs:		
UPPER FRAME PART					SCALE 1:5	SSE/D	P. Shree
						CHD	
					ALT ^a	ALTD	T.UKKIRAPANDIAN
					b	DRN	Aswin R
INDIAN RAILWAY STANDARDS INTEGRAL COACH FACTORY, CHENNAI - 600038							
					SHEET 1 OF 1	AAD14184	
						A2	

02-02-2019	15-03-2018	
DATE OF LATEST ALT.	DATE OF FIRST ISSUE	AME/SME

REF.DRG.NO.LP10120-'b'/ITEM-1

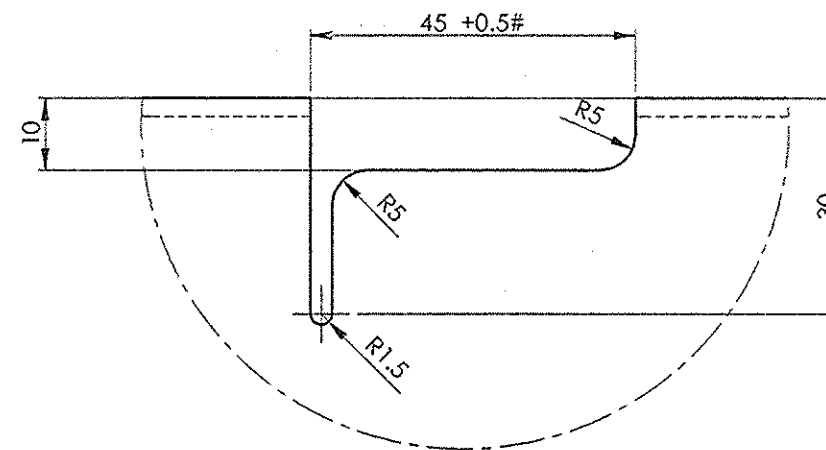
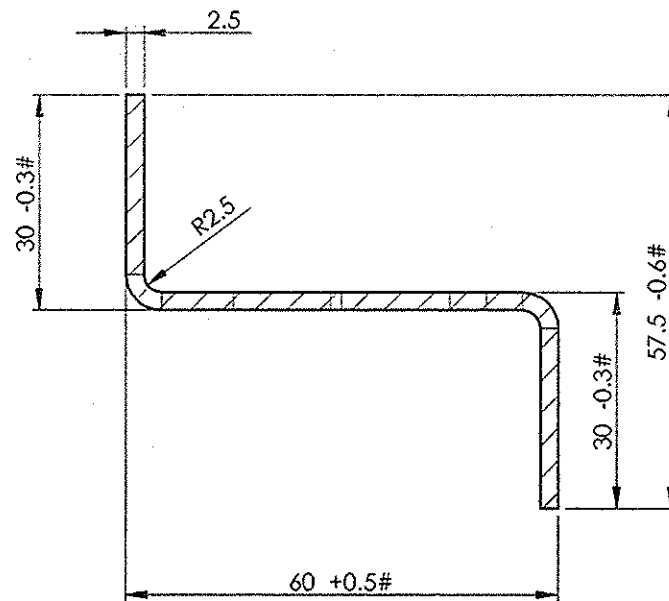
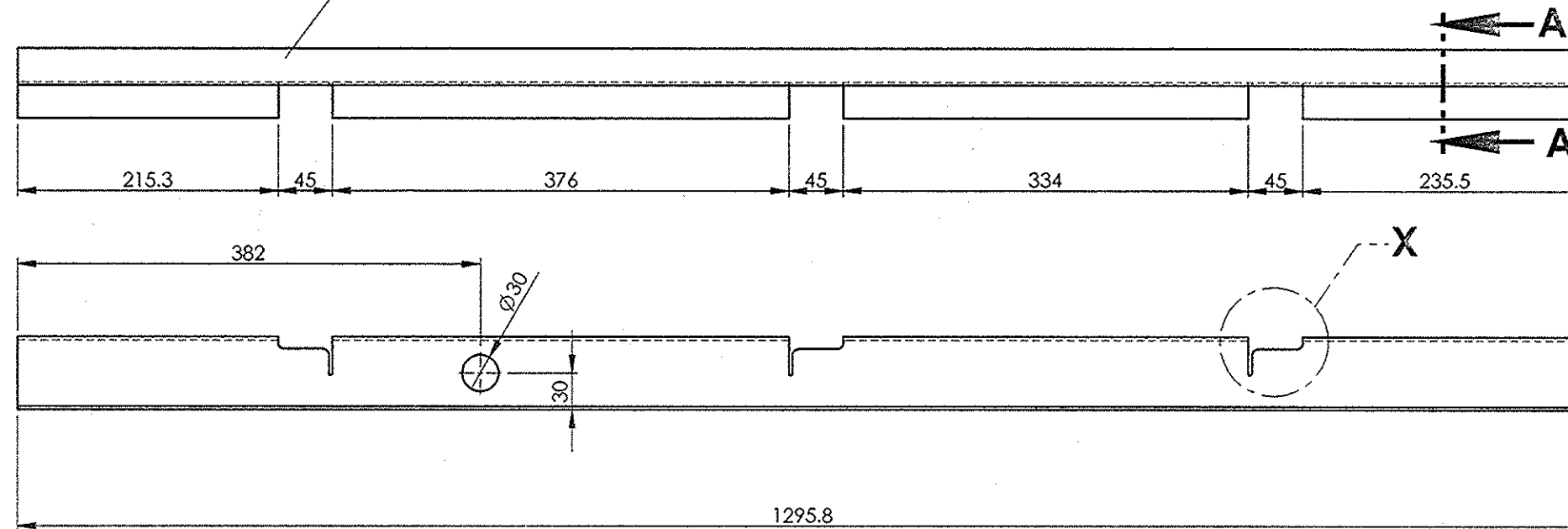
ALL DIMENSIONS ARE IN mm UNLESS OTHERWISE SPECIFIED. FOR UNTOLERANCED DIMENSIONS AND ROUGHNESS VALUES, REFER DRAWING NO ICF/STD-9-0-001.
ANY MANUAL ALTERATION SHALL AUTOMATICALLY RENDER THIS DRAWING INVALID. WELDING SYMBOLS ARE AS PER IS813-1986. WEIGHT GIVEN IN DRAWING IS FOR INDICATIVE PURPOSE ONLY

AAD14186

▽ ROUGH MACHINED	① ROUGH CLEANED
▽▽ FINISH MACHINED	② BURRS REMOVED
▽▽▽ FINE FINISH MACHINED	③ CHAMFERED

REVISIONS

ALT.	ZONE	DESCRIPTION	APPROVED & DATE
------	------	-------------	-----------------

DETAIL X
SCALE 1 : 1SECTION A-A
SCALE 1 : 1

NOTE:

1. MANDATORY MANUFACTURING ALLOWANCES.

1	HORIZONTAL MEMBER	2.5x110.4x1295.8	1		RDSO/SPEC C-K201 X2CrNi12	2.782	
QTY.	DESCRIPTION	DIMENSIONS	ITEM NO.	REF. DRGS	MATL.SPEC.	WT/UNIT IN KGS	REMARKS
GROUP: 1-4 SIDEWALL ASSEMBLY				SURFACE AREA IN Sq.m.:0.286		WT/ASSY IN Kgs:	
HORIZONTAL MEMBER					SCALE	SSE/D	
					1:5	CHD	
					ALT.	ALTD	
						DRN	SATISH KUMAR
INDIAN RAILWAY STANDARDS INTEGRAL COACH FACTORY, CHENNAI - 600038					SHEET 1 OF 1		
					AAD14186		
REF.DRG.NO.2 10113.0.20.113.121 Alt nil					A3		

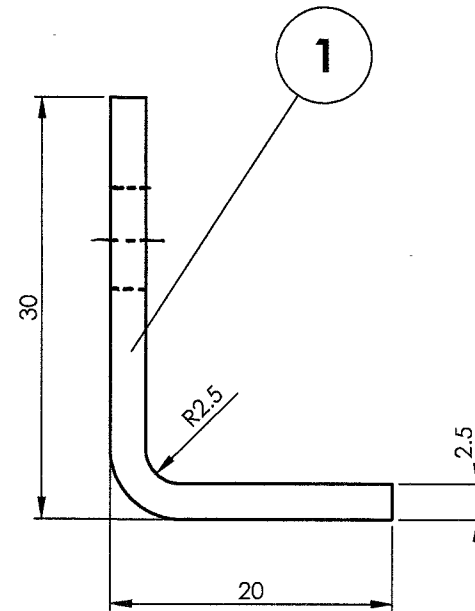
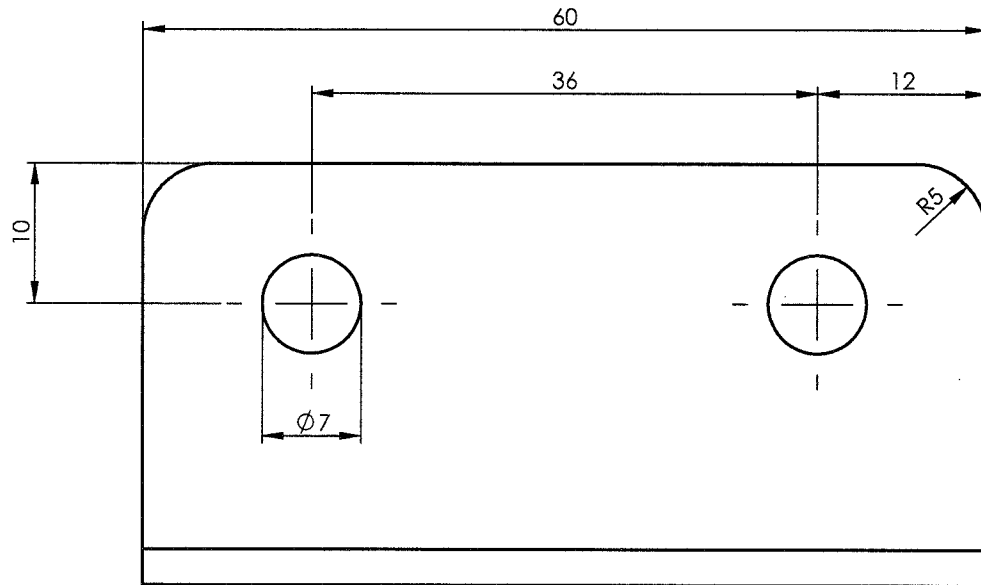
ALL DIMENSIONS ARE IN mm UNLESS OTHERWISE SPECIFIED. FOR UNTOLERANCED DIMENSIONS AND ROUGHNESS VALUES, REFER DRAWING NO ICF/STD-9-0001.
ANY MANUAL ALTERATION SHALL AUTOMATICALLY RENDER THIS DRAWING INVALID. WELDING SYMBOLS ARE AS PER IS: 813-1986.
WEIGHT GIVEN IN DRAWING IS FOR INDICATIVE PURPOSE ONLY

28-02-2018	
DATE OF LATEST ALT.	DATE OF FIRST ISSUE
AME/SME	

AAD14428

▽ ROUGH MACHINED	① ROUGH CLEANED
▽▽ FINISH MACHINED	①b BURRS REMOVED
▽▽▽ FINE FINISH MACHINED	⑱ CHAMFERED


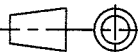
REVISIONS			
ALT.	ZONE	DESCRIPTION	APPROVED & DATE



ALL DIMENSIONS ARE IN mm UNLESS OTHERWISE SPECIFIED. FOR UNTOLERANCED DIMENSIONS AND ROUGHNESS VALUES, REFER DRAWING NO ICF/STD-9-0-001.
ANY MANUAL ALTERATION SHALL AUTOMATICALLY RENDER THIS DRAWING INVALID. WELDING SYMBOLS ARE AS PER IS: 813-1986.
WEIGHT GIVEN IN DRAWING IS FOR INDICATIVE PURPOSE ONLY


REF.DRG.NO.-

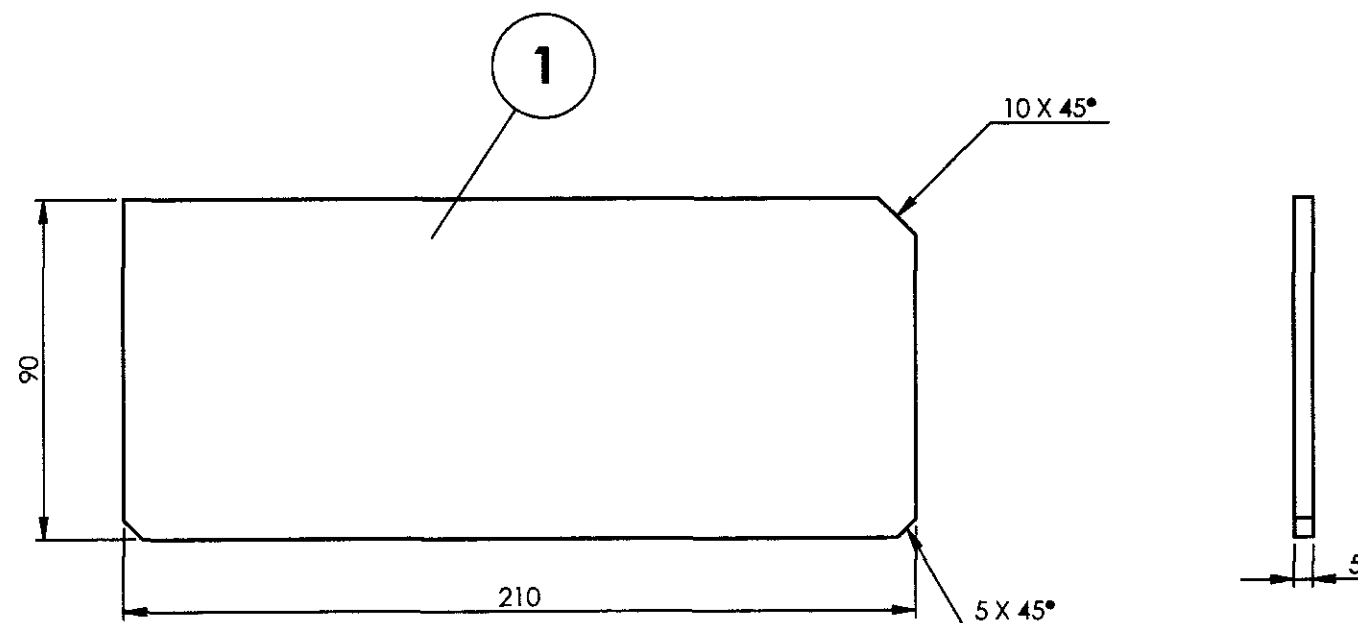
-	25-04-18	
DATE OF LATEST ALT.	DATE OF FIRST ISSUE	AME/SME

1	ANGLE	2.5x45x60	1		RDSO/SPEC C-K201 X2CrNi12	0.05	
QTY.	DESCRIPTION	DIMENSIONS	ITEM NO.	REF. DRGS	MATL.SPEC.	WT/UNIT IN KGS	REMARKS
GROUP: 1-4		SURFACE AREA IN Sq.m.:			WT/ASSY IN Kgs:		
ANGLE					SCALE	SSE/D	
					2:1	CHD	
					ALT.	ALTD	
						DRN	T.J.Kumaravelu
INDIAN RAILWAY STANDARDS INTEGRAL COACH FACTORY, CHENNAI - 600038				SHEET 1 OF 1			
					AAD14428		A3

AAE14185

▽ ROUGH MACHINED	① ROUGH CLEANED
▽▽ FINISH MACHINED	①b BURRS REMOVED
▽▽▽ FINE FINISH MACHINED	①8 CHAMFERED

REVISIONS			
ALT.	ZONE	DESCRIPTION	APPROVED & DATE
a		NOTE ADDED.	

**NOTE:-**

1. ALTERNATIVELY AISI-304/SS-304 (X02Cr19Ni10)/IS:6911(X04Cr19Ni9) ALSO ACCEPTABLE.

1	RIB	5x90x210	1		RDSO/SPEC C-K201 X2CrNi12	0.75	#
Default	DESCRIPTION	DIMENSIONS	ITEM NO.	REF. DRGS	MATL.SPEC.	WT/UNIT IN KGS	REMARKS
GROUP: 1-4 Body Side Walls				SURFACE AREA IN Sq.m.:		WT/ASSY IN Kgs:	
RIB					SCALE	SSE/D	Kunti Thakur
					1:2	CHD	
					ALT. a	ALTD DRN	3D: T. Ukkirapandian 2D: Kunti Thakur
INDIAN RAILWAY STANDARDS INTEGRAL COACH FACTORY, CHENNAI - 600038					SHEET 1 OF 1		
					AAE14185		A3

ALL DIMENSIONS ARE IN mm UNLESS OTHERWISE SPECIFIED. FOR UNTOLERANCED DIMENSIONS AND ROUGHNESS VALUES, REFER DRAWING NO ICF/STD-9-0-001.
ANY MANUAL ALTERATION SHALL AUTOMATICALLY RENDER THIS DRAWING INVALID. WELDING SYMBOLS ARE AS PER IS: 813-1986.
WEIGHT GIVEN IN DRAWING IS FOR INDICATIVE PURPOSE ONLY

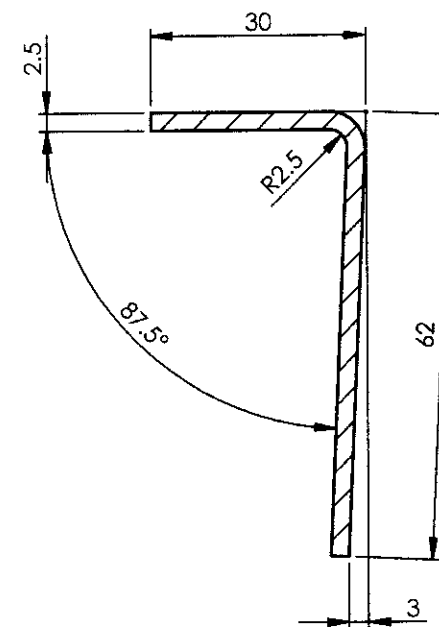
REF.DRG.NO.-

5-08-2024	02-02-2019	
DATE OF LATEST ALT.	DATE OF FIRST ISSUE	AME/SME

ALL DIMENSIONS ARE IN MM UNLESS OTHERWISE SPECIFIED. FOR UNTOLERANCED DIMENSIONS AND ROUGHNESS VALUES, REFER DRAWING NO IC7SID-Y-0-001.
ANY MANUAL ALTERATION SHALL AUTOMATICALLY RENDER THIS DRAWING INVALID. WELDING SYMBOLS ARE AS PER S: 813-1986.


01	ROUGH CLEANED
01b	BURRS REMOVED
18	CHAMFERED


ALT.	ZONE	DESCRIPTION
------	------	-------------



SECTION A-A
SCALE 1 : 1

1	ANGLE-RH	2.5x88x1963	1		RDSO/SPEC C-K201 X2CrNi12	3.42	
QTY	DESCRIPTION	DIMENSIONS	ITEM NO.	REF. DRGS	MATL.SPEC.	WT/UNIT IN KGS	REMARKS

GROUP: 1-4	SURFACE AREA IN Sq.m.:0.35		WT/ASSY IN Kgs:	
ANGLE-RH	SCALE	SSE/D		
	1:20	CHD		
	ALT.	ALTD	-	
		DRN	T.UKKIRAPANDIAN	

INDIAN RAILWAY STANDARDS INTEGRAL COACH FACTORY, CHENNAI - 600038	SHEET 1 OF 1		AAF14018	A3
---	-----------------	---	-----------------	-----------

AA14460

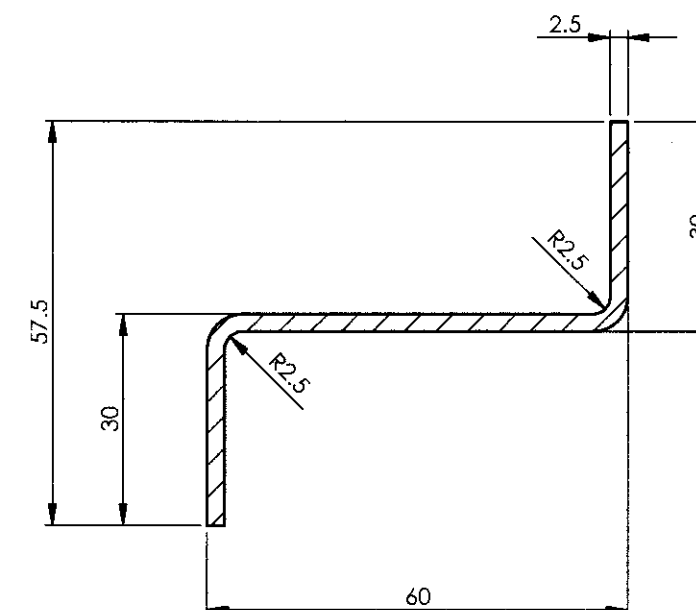
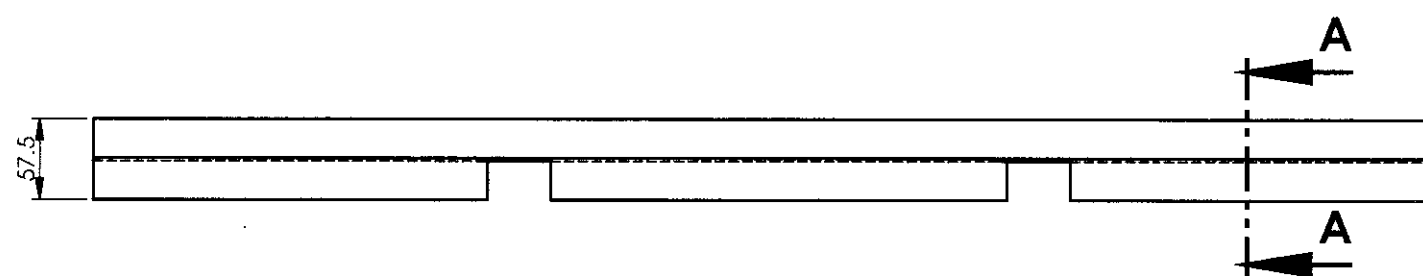
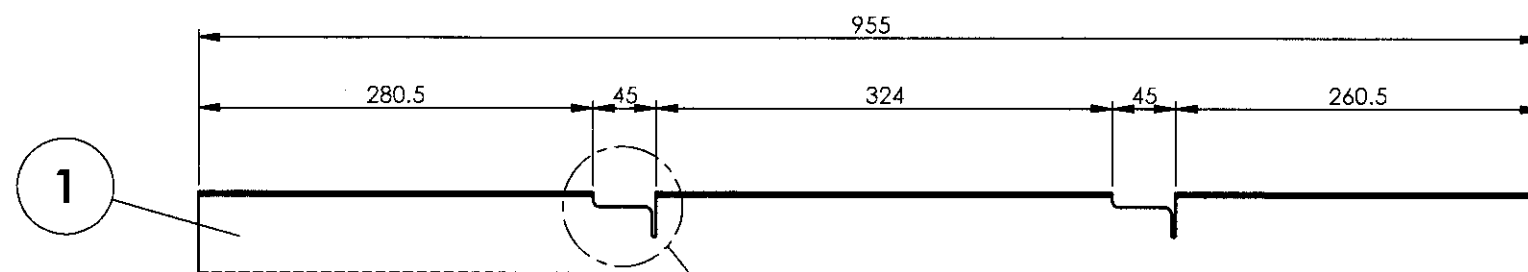
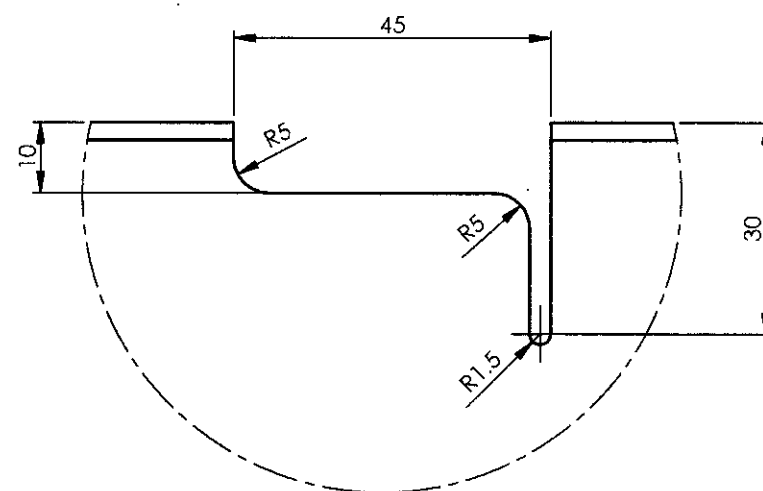
▽ ROUGH MACHINED	① ROUGH CLEANED
▽ FINISH MACHINED	② BURRS REMOVED
▽ FINE FINISH MACHINED	③ CHAMFERED

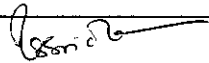
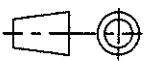
REVISIONS

ALT.

ZONE

DESCRIPTION

APPROVED &
DATESECTION A-A
SCALE 1 : 1DETAIL B
SCALE 1 : 1

1	HORIZONTAL MEMBER	2.5x110x955	1		RDSO/SPEC C-K201 X2CrNi12	2.07	
QTY	DESCRIPTION	DIMENSIONS	ITEM NO.	REF. DRGS	MATL.SPEC.	WT/UNIT IN KGS	REMARKS
GROUP: 1-4			SURFACE AREA IN Sq.m.:		WT/ASSY IN Kgs:		
HORIZONTAL MEMBER					SCALE	SSE/D	
					1:5	CHD	
					ALT.	ALTD	
						DRN	T.UKKIRAPANDIAN
INDIAN RAILWAY STANDARDS INTEGRAL COACH FACTORY, CHENNAI - 600038				SHEET 1 OF 1			
					AAF14460		A3

ALL DIMENSIONS ARE IN mm UNLESS OTHERWISE SPECIFIED. FOR UNTOLERANCED DIMENSIONS AND ROUGHNESS VALUES, REFER DRAWING NO IC/STD-9-0-001.
ANY MANUAL ALTERATION SHALL AUTOMATICALLY RENDER THIS DRAWING INVALID. WELDING SYMBOLS ARE AS PER IS: 813-1986.
WEIGHT GIVEN IN DRAWING IS FOR INDICATIVE PURPOSE ONLY

REF.DRG.NO.LH14173, Alt -/-

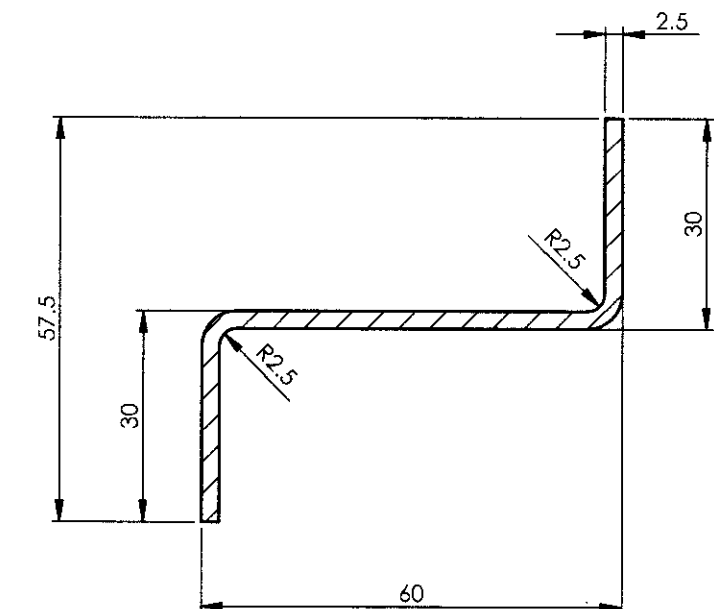
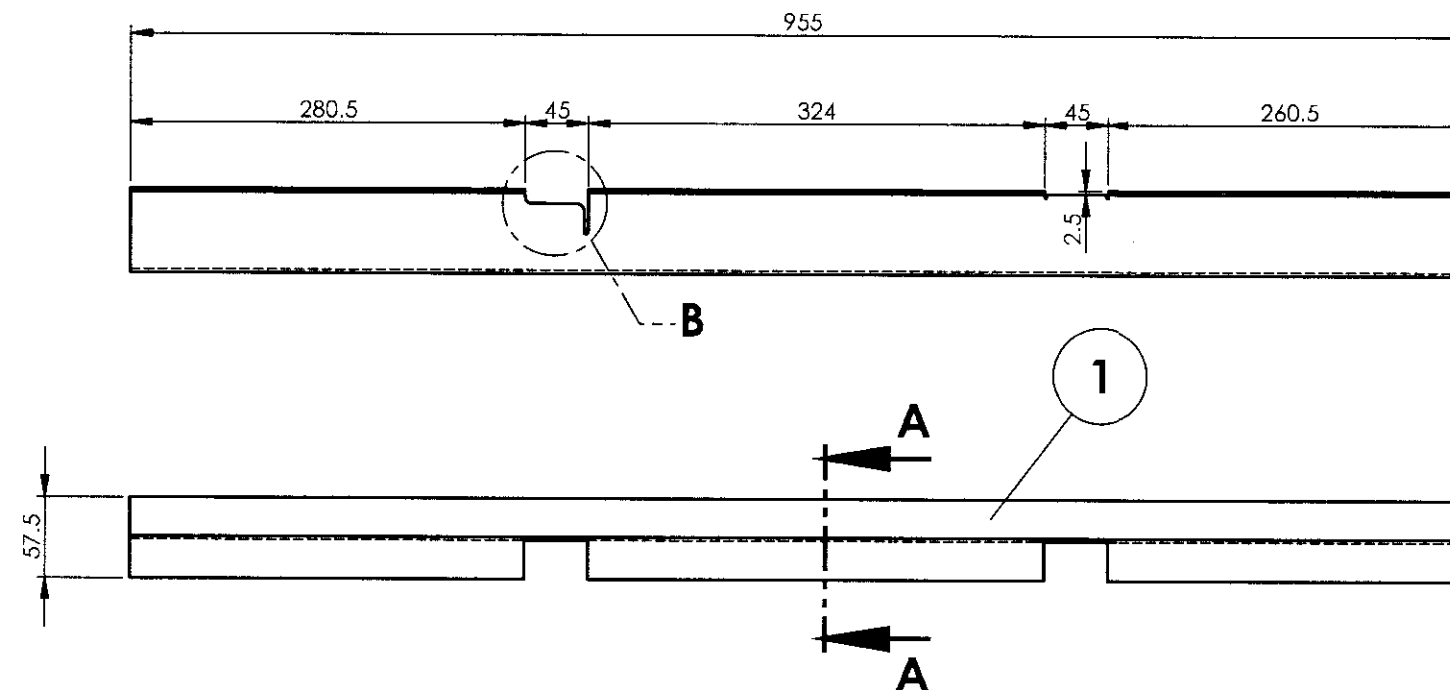
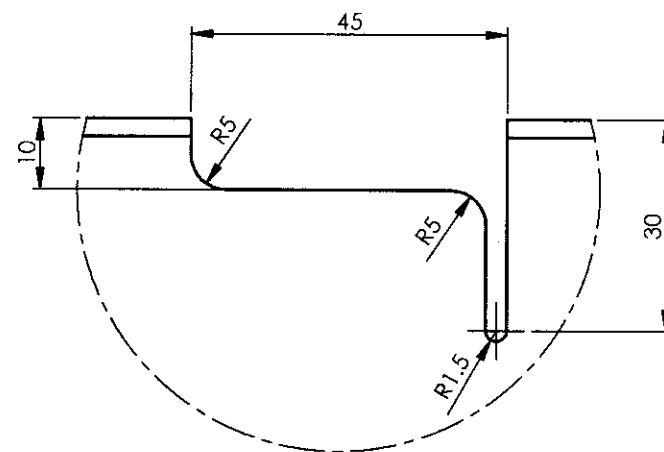
	01-2020	
DATE OF LATEST ALT.	DATE OF FIRST ISSUE	AME/SME


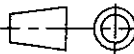
AAFI4461

▽ ROUGH MACHINED	① ROUGH CLEANED
▽▽ FINISH MACHINED	①b BURRS REMOVED
▽▽▽ FINE FINISH MACHINED	①8 CHAMFERED

REVISIONS

ALT.	ZONE	DESCRIPTION	APPROVED & DATE
------	------	-------------	-----------------

SECTION A-A
SCALE 1 : 1DETAIL B
SCALE 1 : 1

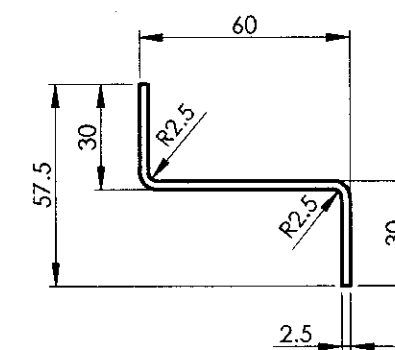
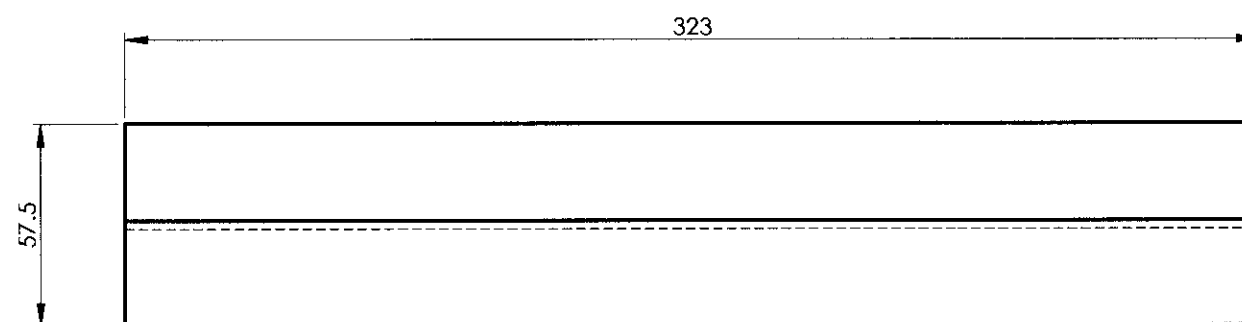
1	HORIZONTAL MEMBER	2.5x110x955	1		RDSO/SPEC C-K201 X2CrNi12	2.08	
QTY	DESCRIPTION	DIMENSIONS	ITEM NO.	REF. DRGS	MATL.SPEC.	WT/UNIT IN KGS	REMARKS
GROUP: 1-4		SURFACE AREA IN Sq.m.:			WT/ASSY IN Kgs:		
HORIZONTAL MEMBER					SCALE	SSE/D	
					1:2	CHD	
					ALT.	ALTD	T.UKKIRAPANDIAN
						DRN	
INDIAN RAILWAY STANDARDS				SHEET 1 OF 1			
INTEGRAL COACH FACTORY, CHENNAI - 600038					AAF14461		A3

AAAF14462

▽ ROUGH MACHINED	① ROUGH CLEANED
▽▽ FINISH MACHINED	①b BURRS REMOVED
▽▽▽ FINE FINISH MACHINED	①8 CHAMFERED

REVISIONS

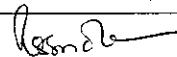
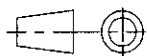
ALT.	ZONE	DESCRIPTION	APPROVED & DATE
------	------	-------------	-----------------



ALL DIMENSIONS ARE IN mm UNLESS OTHERWISE SPECIFIED. FOR UNTOLERANCED DIMENSIONS AND ROUGHNESS VALUES REFER DRAWING NO IC7/STD-90-001.
ANY MANUAL ALTERATION SHALL AUTOMATICALLY RENDER THIS DRAWING INVALID. WELDING SYMBOLS ARE AS PER IS: 813-1986.
WEIGHT GIVEN IN DRAWING IS FOR INDICATIVE PURPOSE ONLY

REF.DRG.NO.LH14171 Alt '-/-'

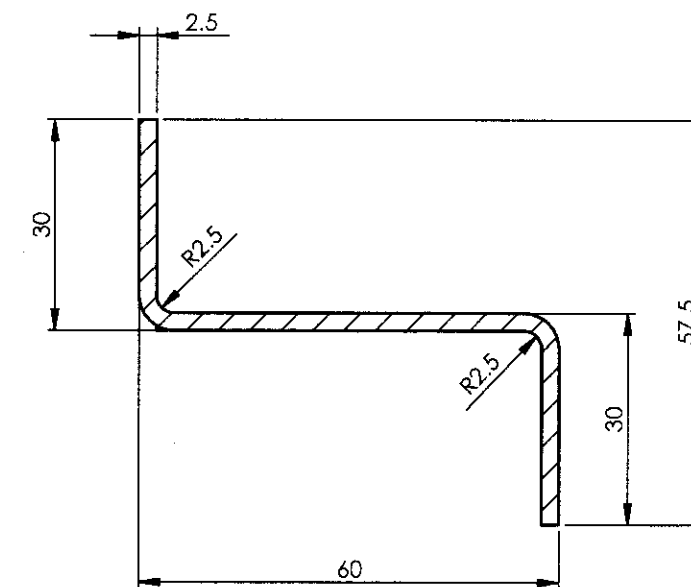
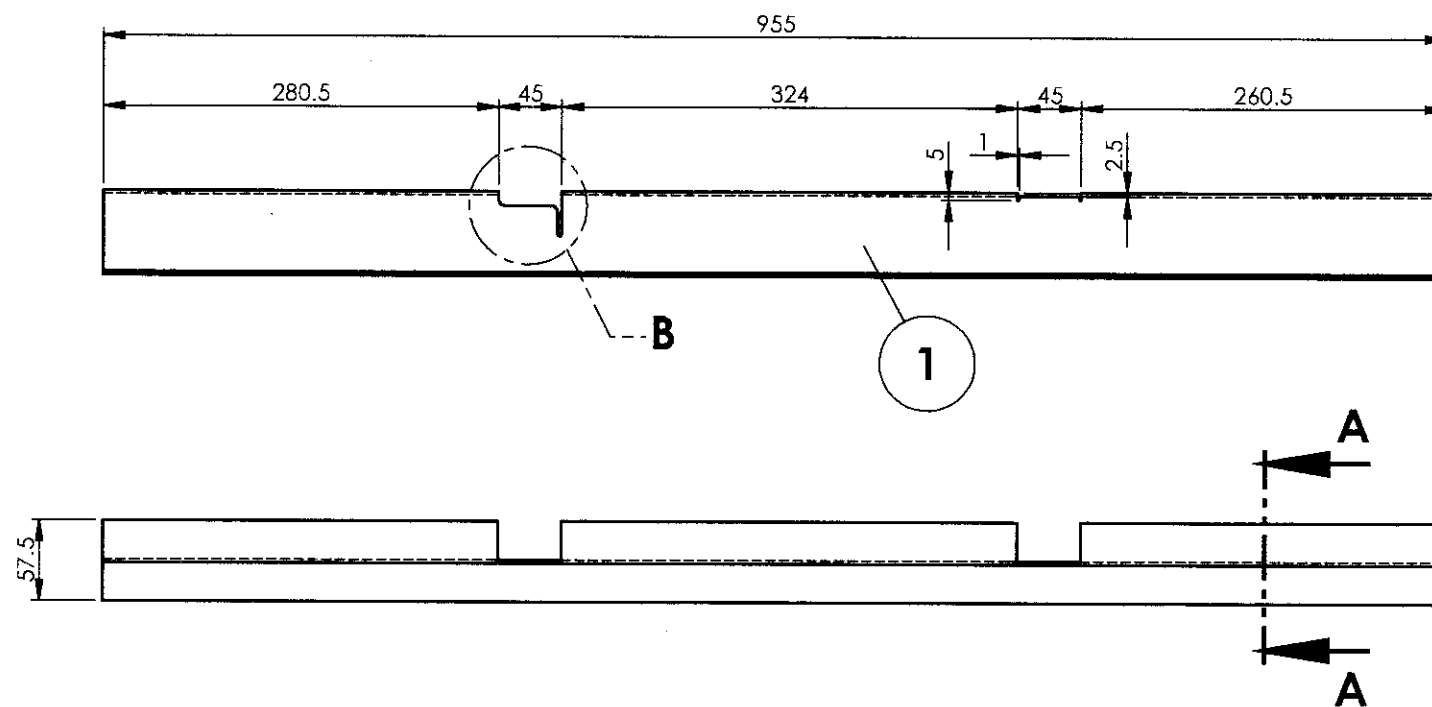
-	28-01-2020	
DATE OF LATEST ALT.	DATE OF FIRST ISSUE	AME/SME

1	HORIZONTAL MEMBER	2.5x110x323	1		RDSO/SPEC C-K201 X2CrNi12	0.72	
QTY	DESCRIPTION	DIMENSIONS	ITEM NO.	REF. DRGS	MATL.SPEC.	WT/UNIT IN KGS	REMARKS
GROUP: 1-4		SURFACE AREA IN Sq.m.:0.07			WT/ASSY IN Kgs:		
HORIZONTAL MEMBER					SCALE	SSE/D	
					1:2	CHD	
					ALT.	ALTD	
						DRN	T.UKKIRAPANDIAN
INDIAN RAILWAY STANDARDS							
INTEGRAL COACH FACTORY, CHENNAI - 600038					SHEET 1 OF 1	AAF14462	
							A3

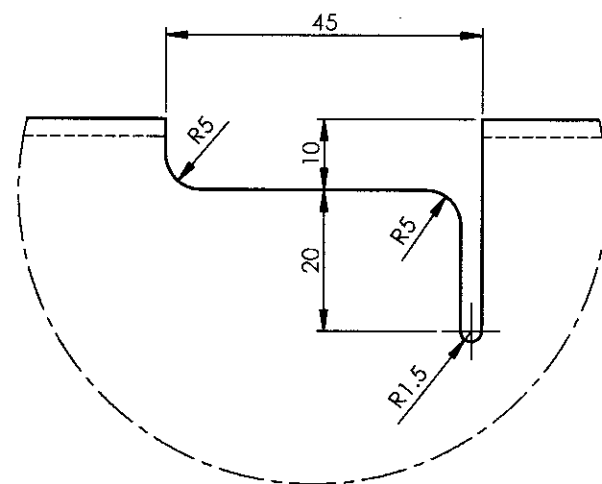
AAF14463

▽ ROUGH MACHINED	① ROUGH CLEANED
▽▽ FINISH MACHINED	①b BURRS REMOVED
▽▽▽ FINE FINISH MACHINED	①8 CHAMFERED

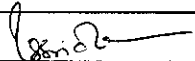
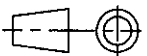
REVISIONS			
ALT.	ZONE	DESCRIPTION	APPROVED & DATE



SECTION A-A
SCALE 1 : 1



DETAIL B
SCALE 1 : 1

1	HORIZONTAL MEMBER	2.5x110x955	1		RDSO/SPEC C-K201 X2CrNi12	2.076	
QTY	DESCRIPTION	DIMENSIONS	ITEM NO	REF. DRGS	MATL.SPEC.	WT/UNIT IN KGS	REMARKS
GROUP: 1-4		SURFACE AREA IN Sq.m.:0.213			WT/ASSY IN Kgs:		
HORIZONTAL MEMBER					SCALE	SSE/D	
					1:5	CHD	
					ALT.	ALTD	
						DRN	T.UKKIRAPANDIAN
INDIAN RAILWAY STANDARDS INTEGRAL COACH FACTORY, CHENNAI - 600038				SHEET 1 OF 1			
					AAF14463		A3

ALL DIMENSIONS ARE IN mm UNLESS OTHERWISE SPECIFIED. FOR UNTOLERANCED DIMENSIONS AND ROUGHNESS VALUES, REFER DRAWING NO ICF/STD-9-0-001. ANY MANUAL ALTERATION SHALL AUTOMATICALLY RENDER THIS DRAWING INVALID. WELDING SYMBOLS ARE AS PER IS: 813-1986. WEIGHT GIVEN IN DRAWING IS FOR INDICATIVE PURPOSE ONLY

REF.DRG.NO.LH14170, Alt 'a'

	28-01-2020	
DATE OF LATEST ALT.	DATE OF FIRST ISSUE	AME/SME

AA114464

▽ ROUGH MACHINED

① ROUGH CLEANED

▽▽ FINISH MACHINED

② BLRRS REMOVED

▽▽▽ FINE FINISH MACHINED

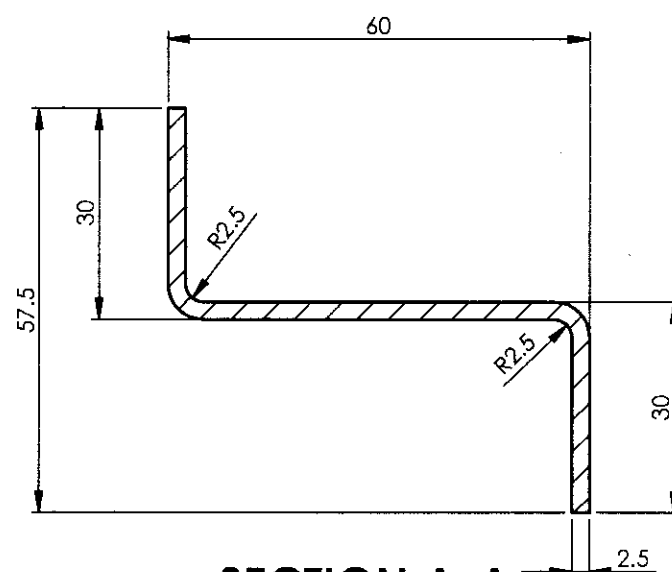
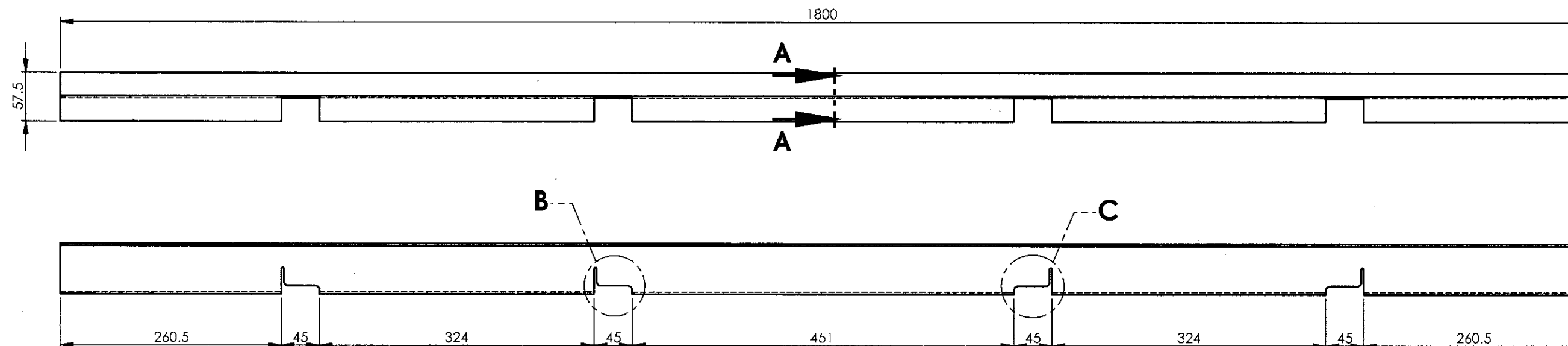
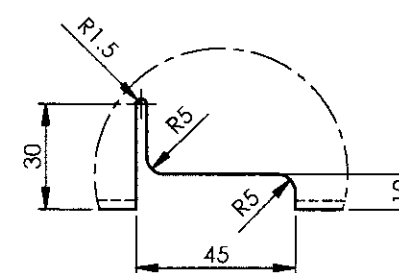
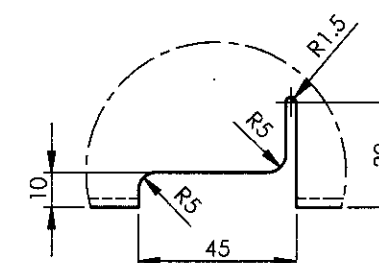
③ CHAMFERED

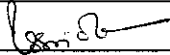
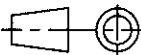
REVISIONS

ALT.

ZONE

DESCRIPTION

APPROVED &
DATESECTION A-A
SCALE 1 : 1DETAIL B
SCALE 1 : 2DETAIL C
SCALE 1 : 2

1	HORIZONTAL MEMBER	2.5x110x1800	1		RDSO/SPEC C-K201 X2CrNi12	3.890	
QTY	DESCRIPTION	DIMENSIONS	ITEM NO.	REF. DRGS	MATL.SPEC.	WT/UNIT IN KGS	REMARKS
GROUP: 1-4		SURFACE AREA IN Sq.m.: 0.400			WT/ASSY IN Kgs:		
HORIZONTAL MEMBER					SCALE	SSE/D	
					1:5	CHD	
					ALT.	ALTD	
						DRN	T.UKKIRAPANDIAN
INDIAN RAILWAY STANDARDS INTEGRAL COACH FACTORY, CHENNAI - 600038				SHEET 1 OF 1			
					AAF14464		A3

ALL DIMENSIONS ARE IN mm UNLESS OTHERWISE SPECIFIED. FOR UNTOLERANCED DIMENSIONS AND ROUGHNESS VALUES, REFER DRAWING NO ICF/STD-9-0-001.
ANY MANUAL ALTERATION SHALL AUTOMATICALLY RENDER THIS DRAWING INVALID. WELDING SYMBOLS ARE AS PER IS: 813-1986.
WEIGHT GIVEN IN DRAWING IS FOR INDICATIVE PURPOSE ONLY

REF.DRG.NO.LH14177, Alt '-/-'

-01-2020

DATE OF LATEST ALT.

DATE OF FIRST ISSUE

AME/SME

AAAF14465

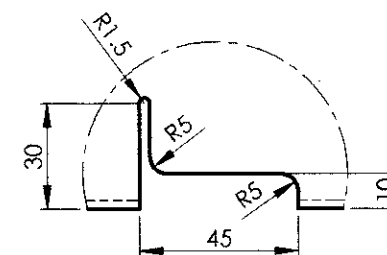
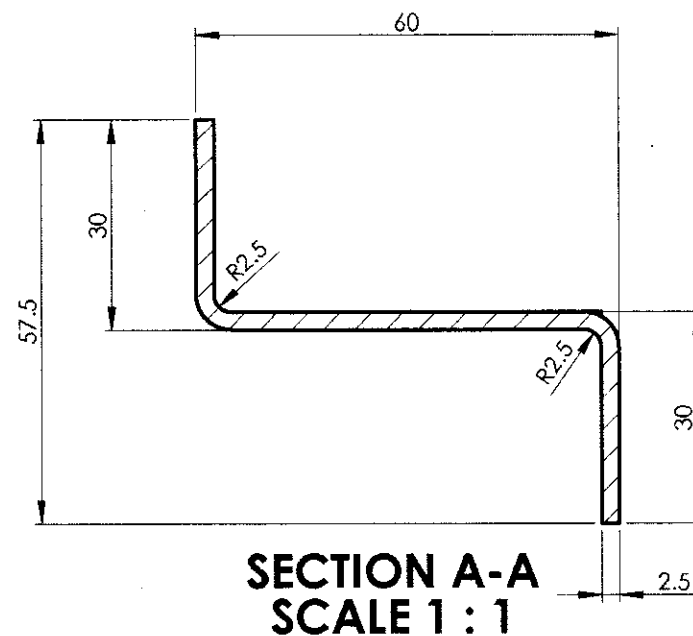
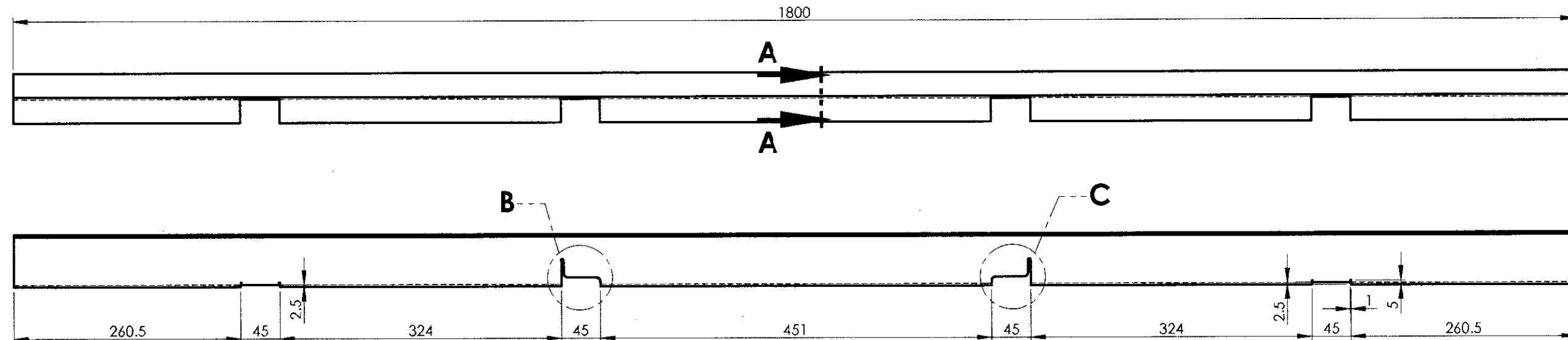
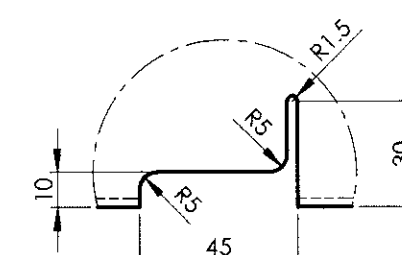
▽ ROUGH MACHINED	① ROUGH CLEANED
▽▽ FINISH MACHINED	② BURRS REMOVED
▽▽▽ FINE FINISH MACHINED	③ CHAMFERED

REVISIONS

ALT.

ZONE

DESCRIPTION

APPROVED &
DATE**DETAIL B**
SCALE 1 : 2**DETAIL C**
SCALE 1 : 2

1	HORIZONTAL MEMBER	2.5x110x1800	1		RDSO/SPEC C-K201 X2CrNi12	3.906	
QTY	DESCRIPTION	DIMENSIONS	ITEM NO.	REF. DRGS	MATL.SPEC.	WT/UNIT IN KGS	REMARKS
GROUP: 1-4				SURFACE AREA IN Sq.m.:0.401		WT/ASSY IN Kgs:	
HORIZONTAL MEMBER					SCALE 1:5	SSE/D	
					ALT.	CHD	
						ALTD	
INDIAN RAILWAY STANDARDS INTEGRAL COACH FACTORY, CHENNAI - 600038					DRN	T.UKKIRAPANDIAN	
SHEET 1 OF 1					AAAF14465		
					A3		

ALL DIMENSIONS ARE IN mm UNLESS OTHERWISE SPECIFIED. FOR UNTOLERANCED DIMENSIONS AND ROUGHNESS VALUES, REFER DRAWING NO ICF/STD-9-0-001.
ANY MANUAL ALTERATION SHALL AUTOMATICALLY RENDER THIS DRAWING INVALID. WELDING SYMBOLS ARE AS PER IS: 813-1986.
WEIGHT GIVEN IN DRAWING IS FOR INDICATIVE PURPOSE ONLY

REF.DRG.NO.LH1476, ALT '-/-'

DATE OF LATEST ALT.

28-01-2020
DATE OF FIRST ISSUE

AME/SME

1		2		3		4		5		6		7		8																																																					
AAFI4466				▽ ROUGH MACHINED		① ROUGH CLEANED		REVISIONS																																																											
				▽▽ FINISH MACHINED		② BURRS REMOVED		ALT.		ZONE		DESCRIPTION			APPROVED & DATE																																																				
				▽▽▽ FINE FINISH MACHINED		③ CHAMFERED																																																													
<div>ALL DIMENSIONS ARE IN mm UNLESS OTHERWISE SPECIFIED. FOR UNTOLERANCED DIMENSIONS AND ROUGHNESS VALUES, REFER DRAWING NO ICF/STD-9-0-001. ANY MANUAL ALTERATION SHALL AUTOMATICALLY RENDER THIS DRAWING INVALID. WELDING SYMBOLS ARE AS PER IS: 813-1986. WEIGHT GIVEN IN DRAWING IS FOR INDICATIVE PURPOSE ONLY</div> <div><div></div><div>536</div></div> <div><div>60</div><div>30</div><div>57.5</div><div>R2.5</div><div>R2.5</div><div>30</div><div>2.5</div></div>																																																																			
<table><tr><td>1</td><td>HORIZONTAL MEMBER</td><td>2.5x110x536</td><td>1</td><td></td><td>RDSO/SPEC C-K201 X2CrNi12</td><td>1.20</td><td></td></tr><tr><td>QTY</td><td>DESCRIPTION</td><td>DIMENSIONS</td><td>ITEM NO.</td><td>REF. DRGS</td><td>MATL.SPEC.</td><td>WT/UNIT IN KGS</td><td>REMARKS</td></tr><tr><td colspan="2">GROUP: 1-4</td><td colspan="3">SURFACE AREA IN Sq.m.:</td><td colspan="3">WT/ASSY IN Kgs:</td></tr><tr><td colspan="5" rowspan="3">HORIZONTAL MEMBER</td><td>SCALE 1:2</td><td>SSE/D</td><td rowspan="3"></td></tr><tr><td>ALT.</td><td>CHD</td></tr><tr><td>ALT.</td><td>DRN</td></tr><tr><td colspan="5">INDIAN RAILWAY STANDARDS</td><td colspan="2">SHEET 1 OF 1</td><td></td></tr><tr><td colspan="5">INTEGRAL COACH FACTORY, CHENNAI - 600038</td><td colspan="2">AAFI4466</td><td>A3</td></tr></table>																1	HORIZONTAL MEMBER	2.5x110x536	1		RDSO/SPEC C-K201 X2CrNi12	1.20		QTY	DESCRIPTION	DIMENSIONS	ITEM NO.	REF. DRGS	MATL.SPEC.	WT/UNIT IN KGS	REMARKS	GROUP: 1-4		SURFACE AREA IN Sq.m.:			WT/ASSY IN Kgs:			HORIZONTAL MEMBER					SCALE 1:2	SSE/D		ALT.	CHD	ALT.	DRN	INDIAN RAILWAY STANDARDS					SHEET 1 OF 1			INTEGRAL COACH FACTORY, CHENNAI - 600038					AAFI4466		A3
1	HORIZONTAL MEMBER	2.5x110x536	1		RDSO/SPEC C-K201 X2CrNi12	1.20																																																													
QTY	DESCRIPTION	DIMENSIONS	ITEM NO.	REF. DRGS	MATL.SPEC.	WT/UNIT IN KGS	REMARKS																																																												
GROUP: 1-4		SURFACE AREA IN Sq.m.:			WT/ASSY IN Kgs:																																																														
HORIZONTAL MEMBER					SCALE 1:2	SSE/D																																																													
					ALT.	CHD																																																													
					ALT.	DRN																																																													
INDIAN RAILWAY STANDARDS					SHEET 1 OF 1																																																														
INTEGRAL COACH FACTORY, CHENNAI - 600038					AAFI4466		A3																																																												
REF.DRG.NO.LE14175 Alt '-/-'		DATE OF LATEST ALT.		DATE OF FIRST ISSUE		AME/SME																																																													
1		2		3		4		5		6		7		8																																																					

AA114467

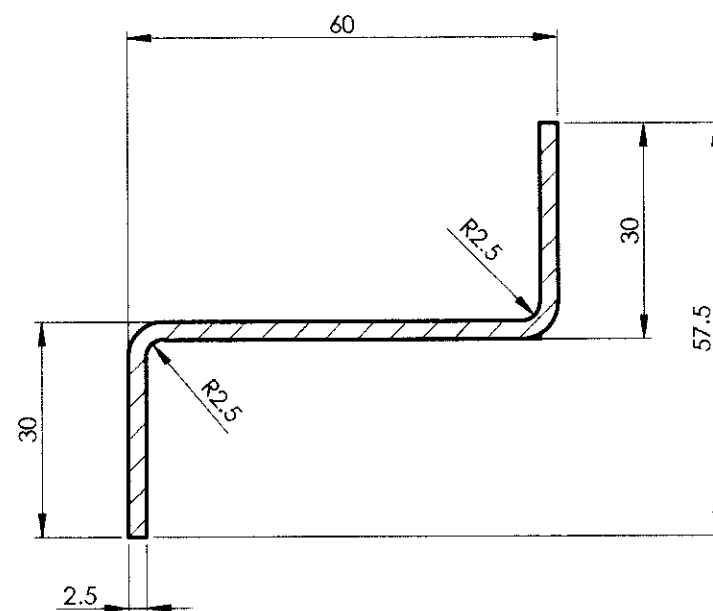
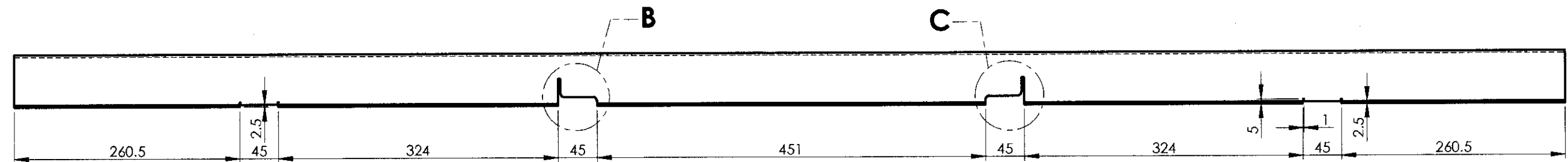
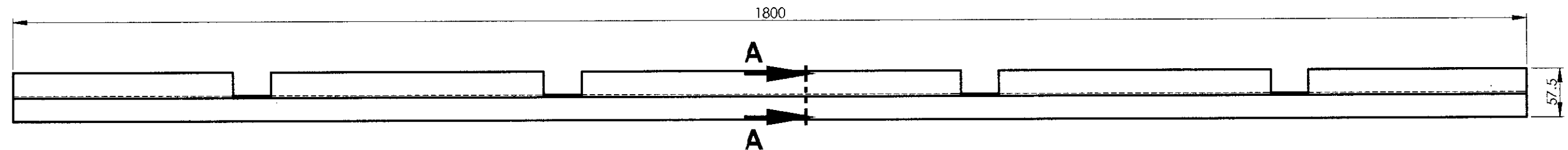
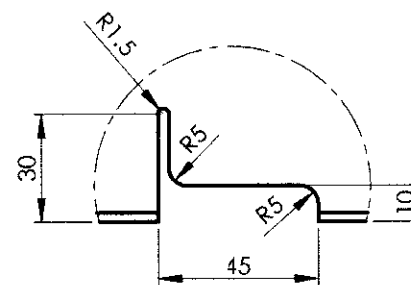
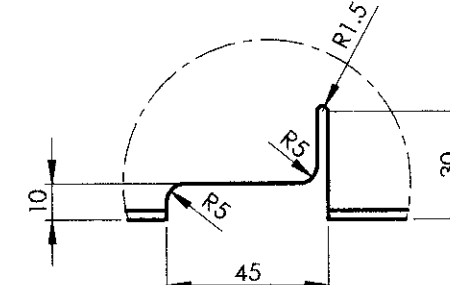
▽ ROUGH MACHINED	① ROUGH CLEANED
▽▽ FINISH MACHINED	② BURRS REMOVED
▽▽▽ FINE FINISH MACHINED	③ CHAMFERED



REVISIONS

ALT.

ZONE

DESCRIPTION

APPROVED &
DATESECTION A-A
SCALE 1 : 1DETAIL B
SCALE 1 : 2DETAIL C
SCALE 1 : 2

1	HORIZONTAL MEMBER	2.5x110x1800	1		RDSO/SPEC C-K201 X2CrNi12	3.906	
QTY	DESCRIPTION	DIMENSIONS	ITEM NO.	REF. DRGS	MATL.SPEC.	WT/UNIT IN KGS	REMARKS
GROUP: 1-4			SURFACE AREA IN Sq.m.:0.401		WT/ASSY IN Kgs:		
HORIZONTAL MEMBER					SCALE	SSE/D	
					1:5	CHD	
					ALT.	ALTD	
						DRN	T.UKKIRAPANDIAN
INDIAN RAILWAY STANDARDS							
INTEGRAL COACH FACTORY, CHENNAI - 600038				SHEET 1 OF 1		AAF14467	
						A3	

REF.DRG.NO.LH14174 Alt 'a'

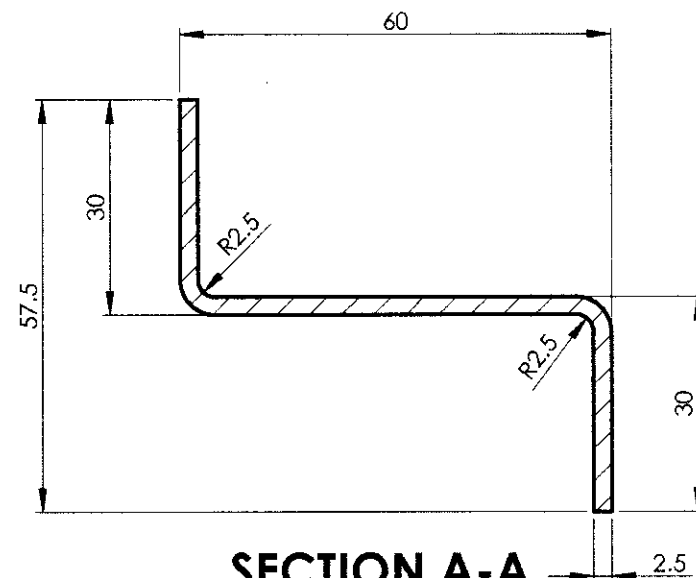
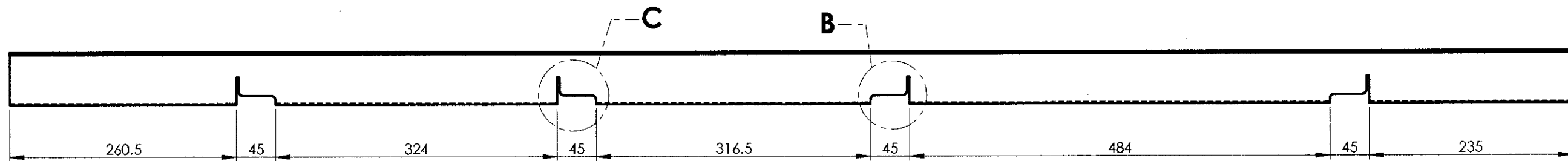
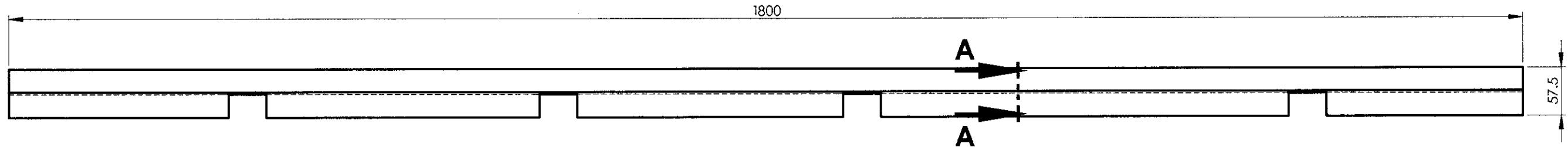
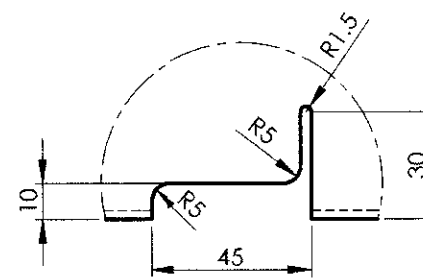
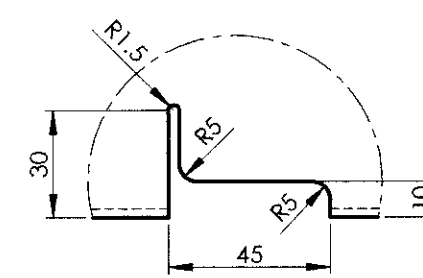
ALL DIMENSIONS ARE IN mm UNLESS OTHERWISE SPECIFIED. FOR UNTOLERANCED DIMENSIONS AND ROUGHNESS VALUES, REFER DRAWING NO ICF/STD-9-0-001.
ANY MANUAL ALTERATION SHALL AUTOMATICALLY RENDER THIS DRAWING INVALID. WELDING SYMBOLS ARE AS PER IS: 813-1986.
WEIGHT GIVEN IN DRAWING IS FOR INDICATIVE PURPOSE ONLY


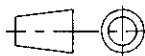
AAAF14468

▽ ROUGH MACHINED	① ROUGH CLEANED
▽▽ FINISH MACHINED	② BURRS REMOVED
▽▽▽ FINE FINISH MACHINED	③ CHAMFERED

REVISIONS

ALT.	ZONE	DESCRIPTION	APPROVED & DATE
------	------	-------------	-----------------

SECTION A-A
SCALE 1 : 1DETAIL B
SCALE 1 : 2DETAIL C
SCALE 1 : 2

1	HORIZONTAL MEMBER	2.5x110x1800	1		RDSO/SPEC C- K201 X2CrNi12	3.890	
QTY	DESCRIPTION	DIMENSIONS	ITEM NO.	REF. DRGS	MATL.SPEC.	WT/UNIT IN KGS	REMARKS
GROUP: 1-4			SURFACE AREA IN Sq.m.:0.400		WT/ASSY IN Kgs:		
HORIZONTAL MEMBER					SCALE	SSE/D	
					1:5	CHD	
					ALT.	ALTD	
					-	DRN	T.UKKIRAPANDIAN
INDIAN RAILWAY STANDARDS INTEGRAL COACH FACTORY, CHENNAI - 600038							
					SHEET 1 OF 1		
					AAF14468		A3

ALL DIMENSIONS ARE IN mm UNLESS OTHERWISE SPECIFIED. FOR UNTOLERANCED DIMENSIONS AND ROUGHNESS VALUES, REFER DRAWING NO ICF/STD-9-0-001.
ANY MANUAL ALTERATION SHALL AUTOMATICALLY RENDER THIS DRAWING INVALID. WELDING SYMBOLS ARE AS PER IS: 813-1986.
WEIGHT GIVEN IN DRAWING IS FOR INDICATIVE PURPOSE ONLY

REF.DRG.NO.LH14181, 'a'

28-01-2020

DATE OF LATEST ALT.

DATE OF FIRST ISSUE

AME/SME

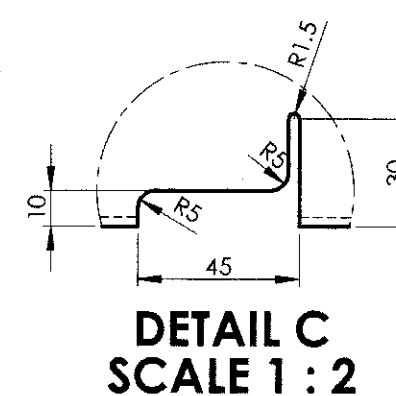
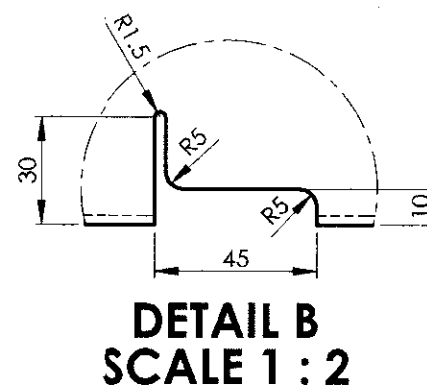
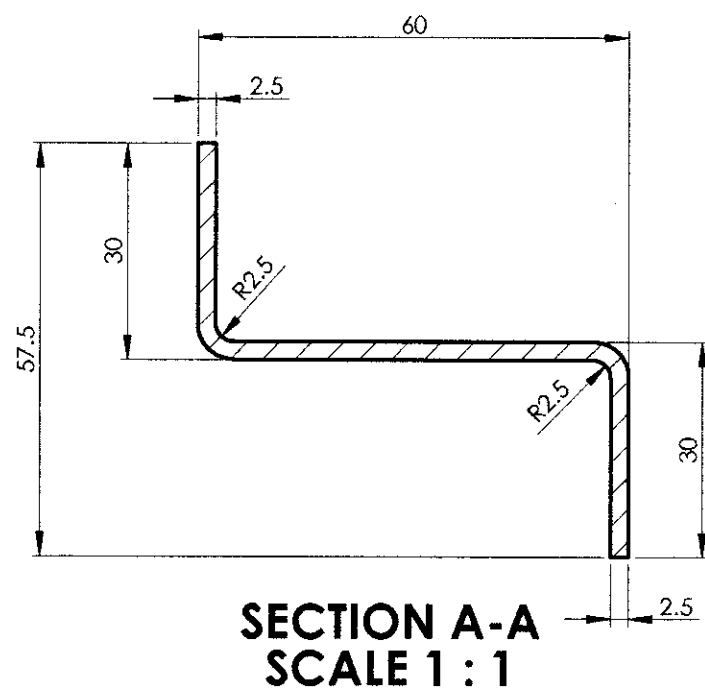
INDIAN RAILWAY STANDARDS

INTEGRAL COACH FACTORY, CHENNAI - 600038

SHEET
1 OF 1

ANY MANUAL ALTERATION SHALL AUTOMATICALLY RENDER THIS DRAWING INVALID. WELDING SYMBOLS ARE AS PER IS: 813-1986.
WEIGHT GIVEN IN DRAWING IS FOR INDICATIVE PURPOSE ONLY

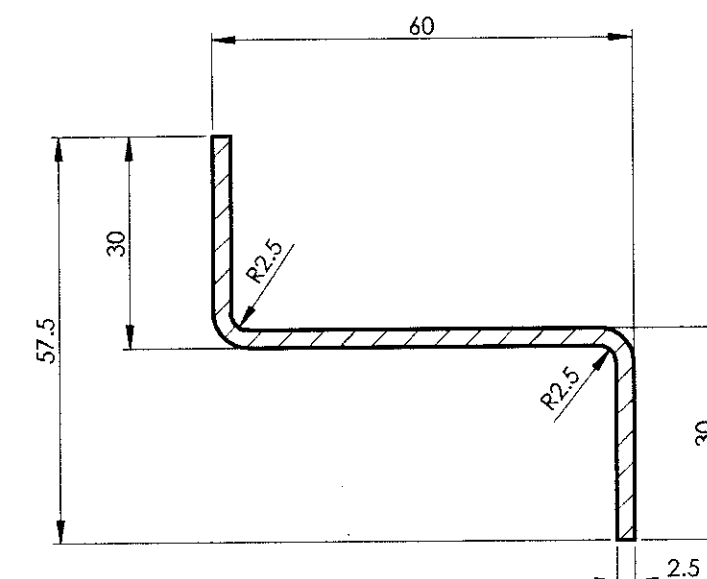
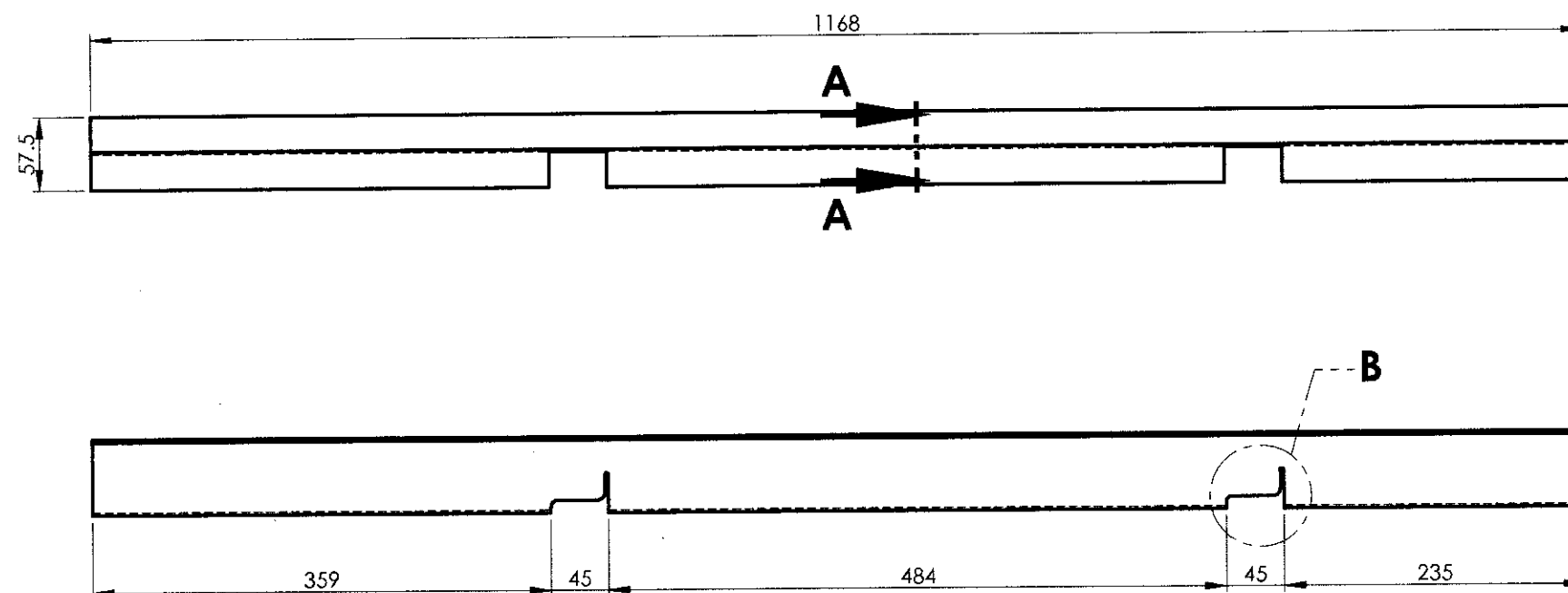
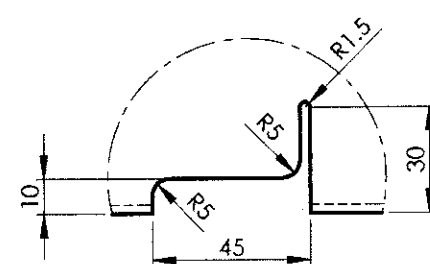
REVISIONS			
ALT.	ZONE	DESCRIPTION	APPROVED & DATE

A3

AAAF14470

▽ ROUGH MACHINED	① ROUGH CLEANED
▽▽ FINISH MACHINED	② BURRS REMOVED
▽▽▽ FINE FINISH MACHINED	③ CHAMFERED

REVISIONS			
ALT.	ZONE	DESCRIPTION	APPROVED & DATE

SECTION A-A
SCALE 1 : 1DETAIL B
SCALE 1 : 2

1	HORIZONTAL MEMBER	2.5x110x1168	1		RDSO/SPEC C-K201 X2CrNi12	2.54	
QTY	DESCRIPTION	DIMENSIONS	ITEM NO.	REF. DRGS	MATL.SPEC.	WT/UNIT IN KGS	REMARKS
GROUP: 1-4				SURFACE AREA IN Sq.m.:		WT/ASSY IN Kgs:	
HORIZONTAL MEMBER					SCALE 1:5	SSE/D	
					ALT.	CHD	
						ALTD	
INDIAN RAILWAY STANDARDS						DRN	T.UKKIRAPANDIAN
					SHEET 1 OF 1		
INTEGRAL COACH FACTORY, CHENNAI - 600038					AAAF14470		A3

ALL DIMENSIONS ARE IN mm UNLESS OTHERWISE SPECIFIED. FOR UNTOLERANCED DIMENSIONS AND ROUGHNESS VALUES, REFER DRAWING NO ICF/STD-9-0-001.
ANY MANUAL ALTERATION SHALL AUTOMATICALLY RENDER THIS DRAWING INVALID. WELDING SYMBOLS ARE AS PER IS: 813-1986.
WEIGHT GIVEN IN DRAWING IS FOR INDICATIVE PURPOSE ONLY

REF.DRG.NO.LH14179 'd'

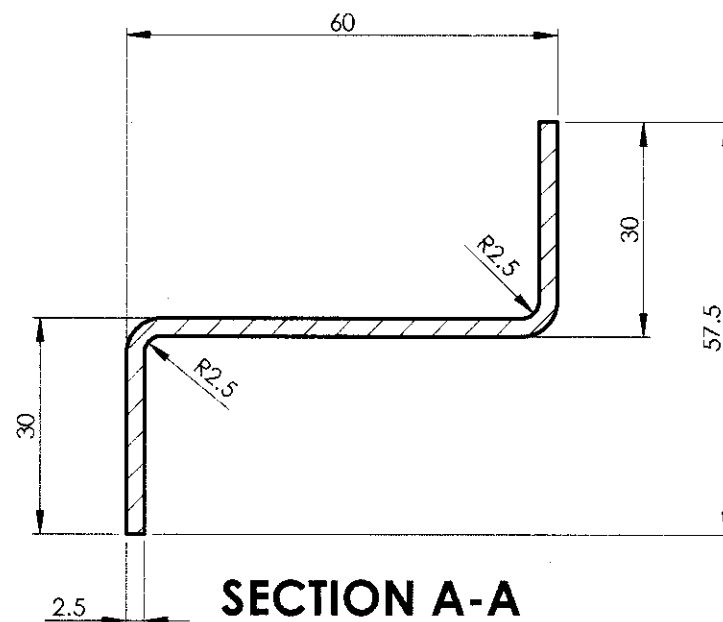
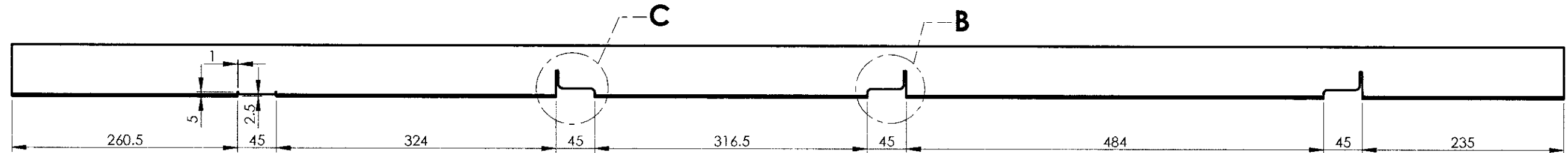
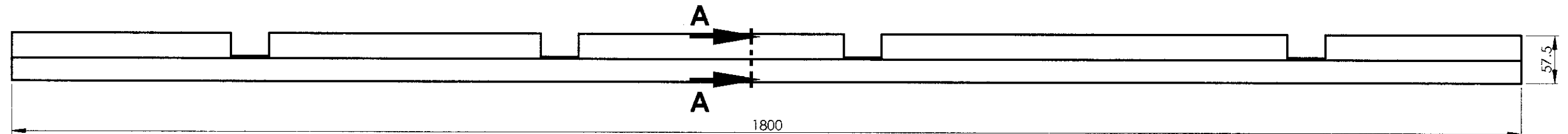
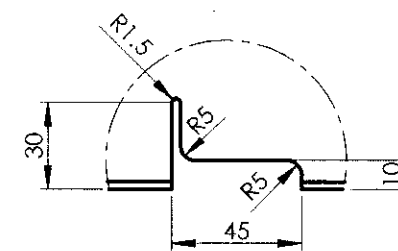
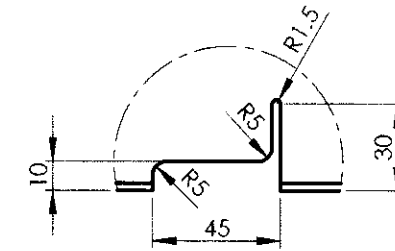
	28-01-2020	
DATE OF LATEST ALT.	DATE OF FIRST ISSUE	AME/SME

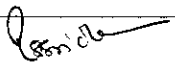
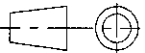
AA14471

▽ ROUGH MACHINED	① ROUGH CLEANED
▽▽ FINISH MACHINED	② BURRS REMOVED
▽▽▽ FINE FINISH MACHINED	③ CHAMFERED

REVISIONS

ALT.	ZONE	DESCRIPTION	APPROVED & DATE
------	------	-------------	-----------------

SECTION A-A
SCALE 1 : 1DETAIL C
SCALE 2 : 5DETAIL B
SCALE 2 : 5

1	HORIZONTAL MEMBER	2.5x110x1800	1		RDSO/SPEC C-K201 X2CrNi12	3.898	
QTY	DESCRIPTION	DIMENSIONS	ITEM NO.	REF. DRGS	MATL.SPEC.	WT/UNIT IN KGS	REMARKS
GROUP: 1-4			SURFACE AREA IN Sq.m.:0.400		WT/ASSY IN Kgs:		
HORIZONTAL MEMBER					SCALE	SSE/D	
					1:5	CHD	
					ALT.	ALTD	
						DRN	
INDIAN RAILWAY STANDARDS INTEGRAL COACH FACTORY, CHENNAI - 600038							
					SHEET 1 OF 1		AAF14471

REF.DRG.NO.LH14178 'd'

98 -01-2020

DATE OF LATEST ALT.

DATE OF FIRST ISSUE

AME/SME

INDIAN RAILWAY STANDARDS

INTEGRAL COACH FACTORY, CHENNAI - 600038

SHEET
1 OF 1

AA14471

A3

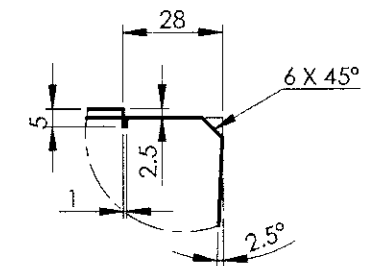
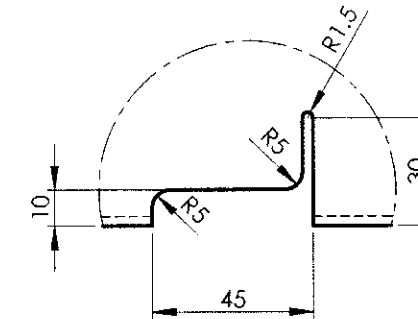
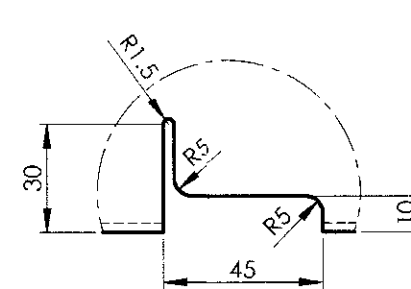
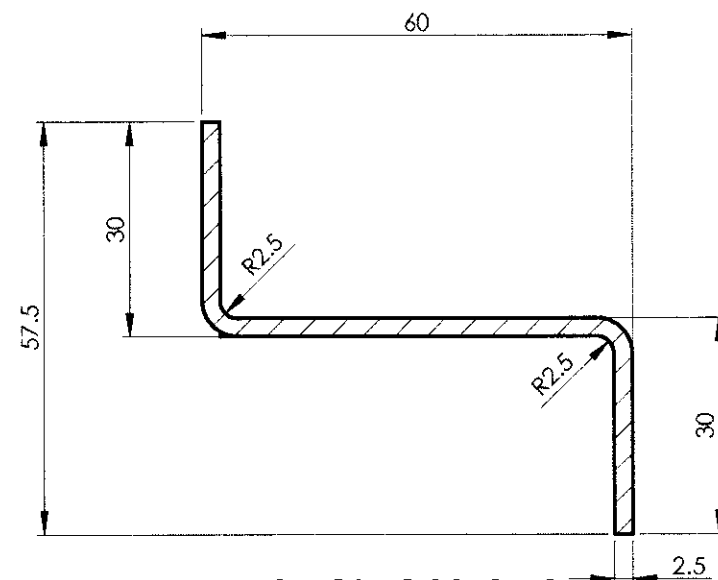
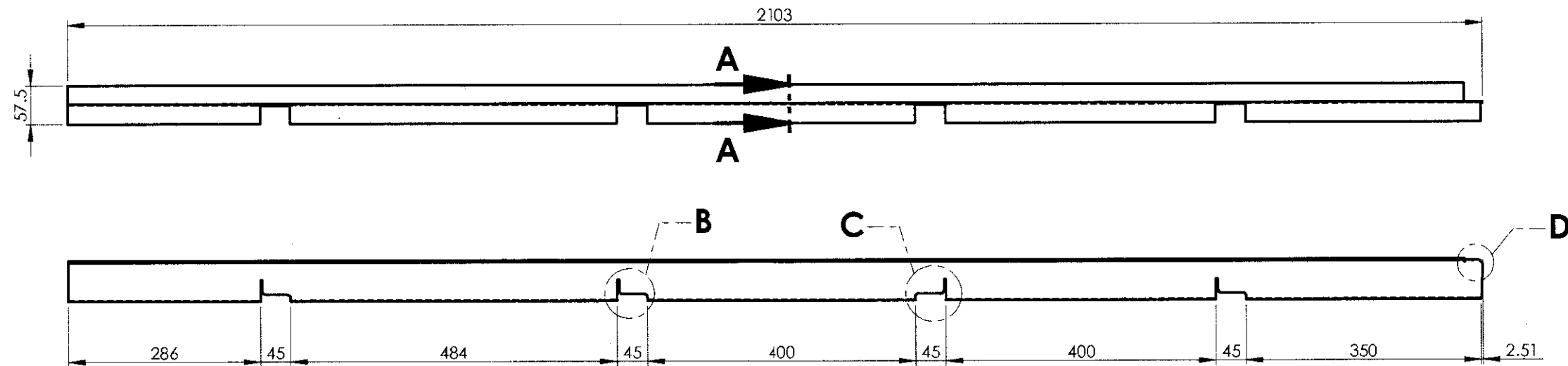
ALL DIMENSIONS ARE IN mm UNLESS OTHERWISE SPECIFIED. FOR UNTOLERANCED DIMENSIONS AND ROUGHNESS VALUES, REFER DRAWING NO ICF/STD-9-0-001.
ANY MANUAL ALTERATION SHALL AUTOMATICALLY RENDER THIS DRAWING INVALID. WELDING SYMBOLS ARE AS PER IS: 813-1986.
WEIGHT GIVEN IN DRAWING IS FOR INDICATIVE PURPOSE ONLY

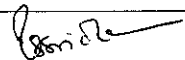

AAAF14472

▽ ROUGH MACHINED	⊖ ROUGH CLEANED
▽▽ FINISH MACHINED	⊖h BURRS REMOVED
▽▽▽ FINE FINISH MACHINED	⊖h CHAMFERED

REVISIONS

ALT.	ZONE	DESCRIPTION	APPROVED & DATE
------	------	-------------	-----------------



1	HORIZONTAL MEMBER	2.5x110x2103	1		RDSO/SPEC C-K201 X2CrNi12	4.548	
QTY	DESCRIPTION	DIMENSIONS	ITEM NO.	REF. DRGS	MATL.SPEC.	WT/UNIT IN KGS	REMARKS
GROUP: 1-4 SIDEWALL ASSEMBLY			SURFACE AREA IN Sq.m.:0.467		WT/ASSY IN Kgs:		
HORIZONTAL MEMBER					SCALE	SSE/D	
					1:7.5	CHD	
					ALT.	ALTD	
						DRN	T.UKKIRAPANDIAN
INDIAN RAILWAY STANDARDS				SHEET 1 OF 1			
INTEGRAL COACH FACTORY, CHENNAI - 600068					AAF14472		A3

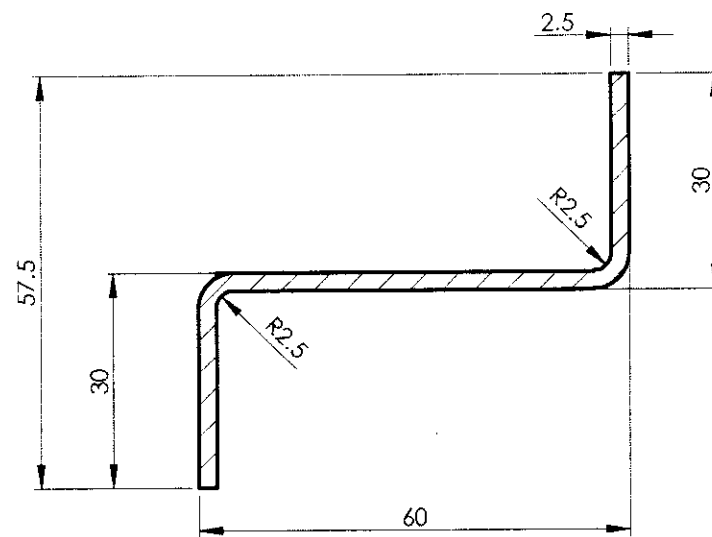
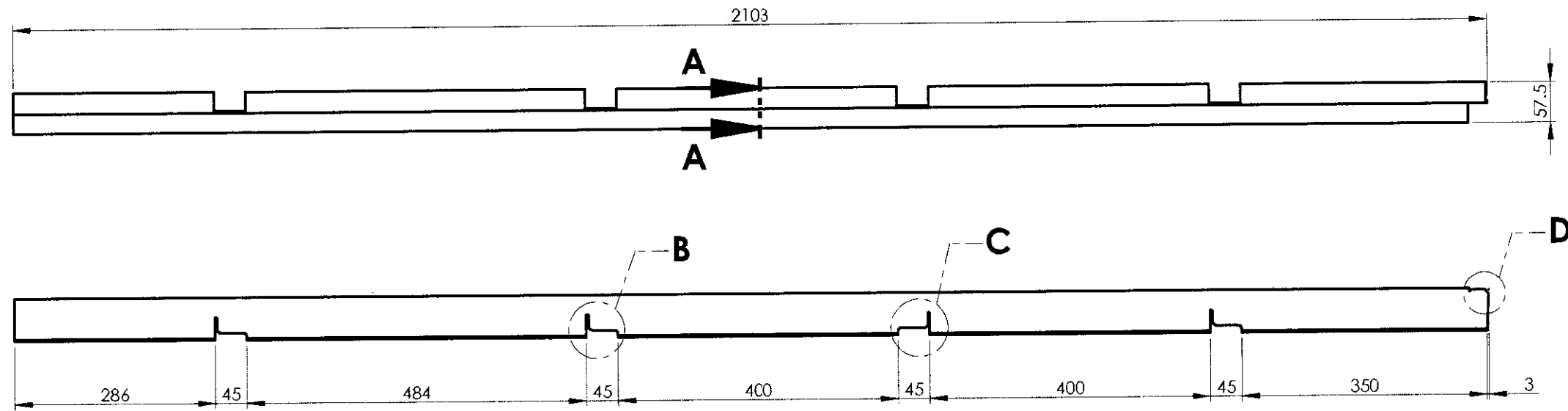
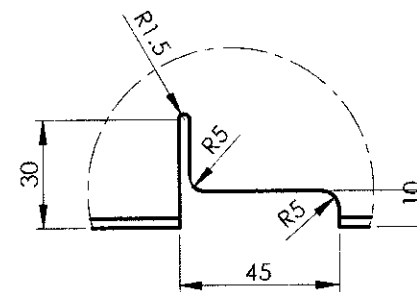
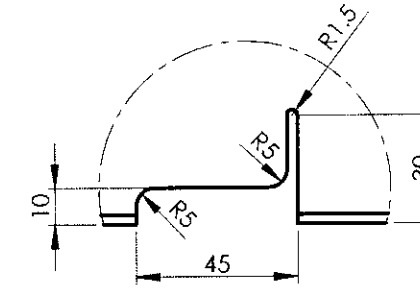
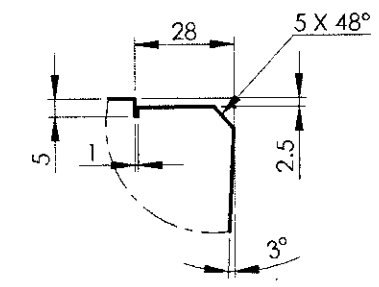
REF.DRG.NO.LH14184, 'e'

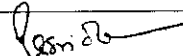
ALL DIMENSIONS ARE IN mm UNLESS OTHERWISE SPECIFIED. FOR UNTOLERANCED DIMENSIONS AND ROUGHNESS VALUES, REFER DRAWING NO ICF/STD-9-0-001.
ANY MANUAL ALTERATION SHALL AUTOMATICALLY RENDER THIS DRAWING INVALID. WELDING SYMBOLS ARE AS PER IS: 813-1986.
WEIGHT GIVEN IN DRAWING IS FOR INDICATIVE PURPOSE ONLY

AAAF14473

▽ ROUGH MACHINED	①1 ROUGH CLEANED
▽▽ FINISH MACHINED	①1b BURRS REMOVED
▽▽▽ FINE FINISH MACHINED	①8 CHAMFERED

REVISIONS			
ALT.	ZONE	DESCRIPTION	APPROVED & DATE

SECTION A-A
SCALE 1 : 1DETAIL B
SCALE 1 : 2DETAIL C
SCALE 1 : 2DETAIL D
SCALE 1 : 2

1	HORIZONTAL MEMBER	2.5x110x2103	1		RDSO/SPEC C- K201 X2CrNi12	4.548		
QTY	DESCRIPTION	DIMENSIONS	ITEM NO.	REF. DRGS	MATL.SPEC.	WT/UNIT IN KGS	REMARKS	
GROUP: 1-4 SIDEWALL ASSEMBLY		SURFACE AREA IN Sq.m.:0.467			WT/ASSY IN Kgs:			
HORIZONTAL MEMBER					SCALE	SSE/D		
					1:7.5	CHD		
					ALT.	ALTD		
					-	DRN	T.UKKIRAPANDIAN	
					INDIAN RAILWAY STANDARDS			SHEET 1 OF 1
INTEGRAL COACH FACTORY, CHENNAI - 600038					AAF14473		A3	

ALL DIMENSIONS ARE IN mm UNLESS OTHERWISE SPECIFIED. FOR UNTOLERANCED DIMENSIONS AND ROUGHNESS VALUES, REFER DRAWING NO ICF/STD-9-0-001.
ANY MANUAL ALTERATION SHALL AUTOMATICALLY RENDER THIS DRAWING INVALID. WELDING SYMBOLS ARE AS PER IS: 813-1986.
WEIGHT GIVEN IN DRAWING IS FOR INDICATIVE PURPOSE ONLY

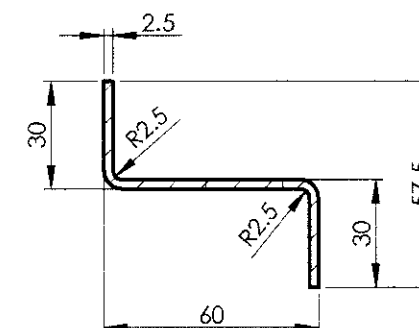
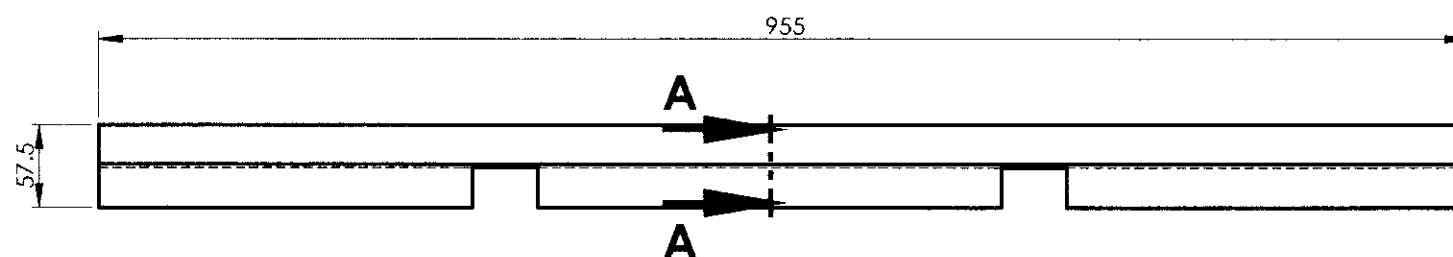
REF.DRG.NO.LH14182, 'g'

	28-01-2020	
DATE OF LATEST ALT.	DATE OF FIRST ISSUE	AME/SME

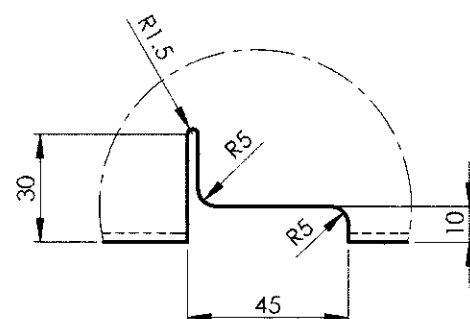
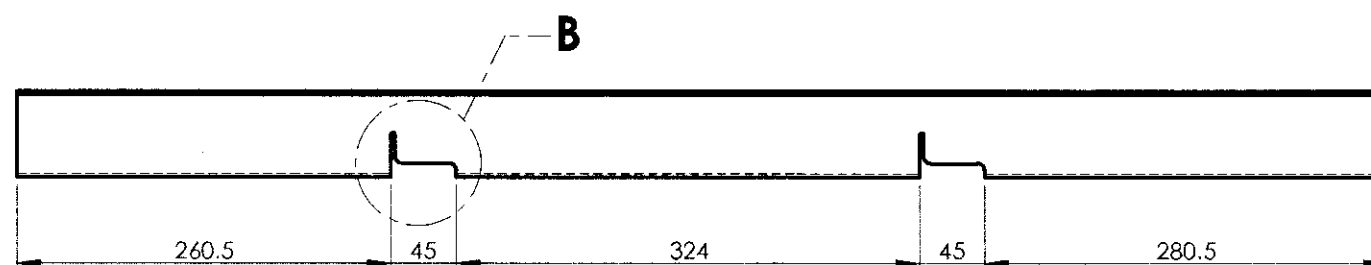
AAF14474

▽ ROUGH MACHINED	⊖ ROUGH CLEANED
▽▽ FINISH MACHINED	⊖⊖ BURRS REMOVED
▽▽▽ FINE FINISH MACHINED	⊖⊖⊖ CHAMFERED

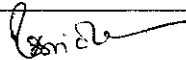
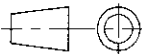
REVISIONS			
ALT.	ZONE	DESCRIPTION	APPROVED & DATE



SECTION A-A
SCALE 1 : 2



DETAIL B
SCALE 1 : 2

1	HORIZONTAL MEMBER	2.5x110x955	1		RDSO/SPEC C-K201 X2CrNi12	2.07	
QTY	DESCRIPTION	DIMENSIONS	ITEM NO.	REF. DRGS	MATL.SPEC.	WT/UNIT IN KGS	REMARKS
GROUP: 1-4, SIDEWALL ASSEMBLY.		SURFACE AREA IN Sq.m.:			WT/ASSY IN Kgs:		
HORIZONTAL MEMBER					SCALE	SSE/D	
					1:5	CHD	
					ALT.	ALTD	
						DRN	T.UKKIRAPANDIAN
INDIAN RAILWAY STANDARDS INTEGRAL COACH FACTORY, CHENNAI - 600038							
					SHEET 1 OF 1	AAF14474	
							A3

ALL DIMENSIONS ARE IN mm UNLESS OTHERWISE SPECIFIED. FOR UNTOLERANCED DIMENSIONS AND ROUGHNESS VALUES, REFER DRAWING NO ICF/STD-9-0001. ANY MANUAL ALTERATION SHALL AUTOMATICALLY RENDER THIS DRAWING INVALID. WELDING SYMBOLS ARE AS PER IS: 813-1986. WEIGHT GIVEN IN DRAWING IS FOR INDICATIVE PURPOSE ONLY

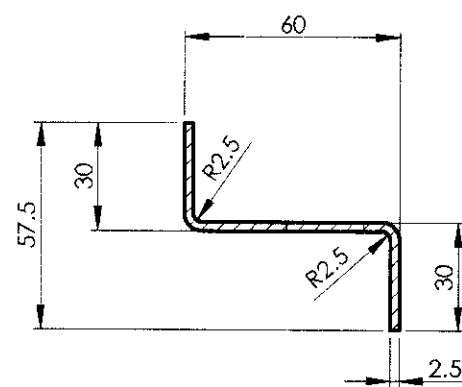
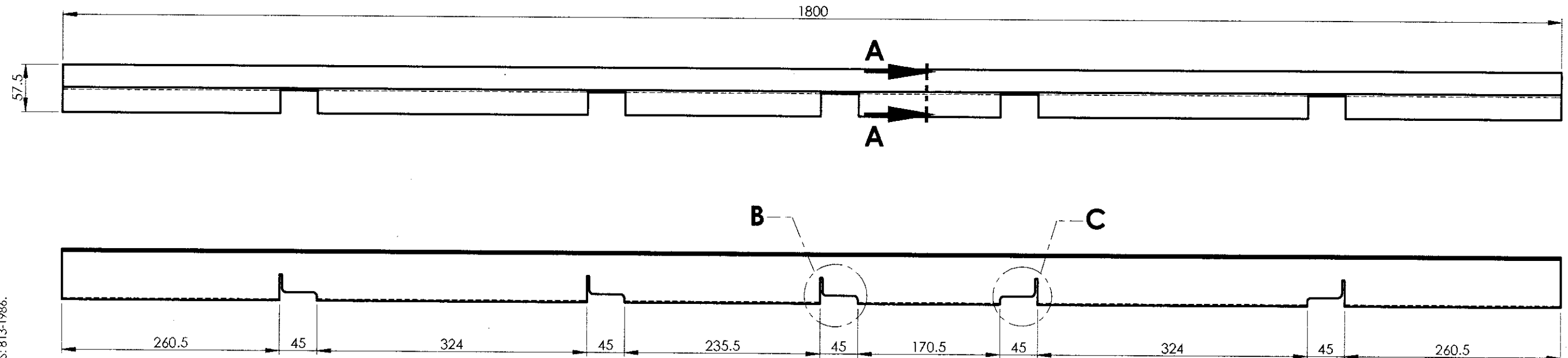
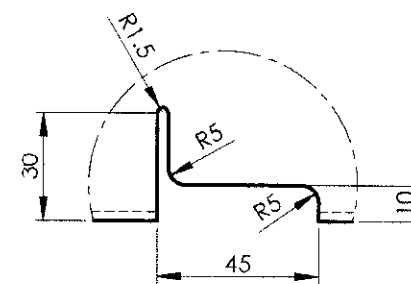
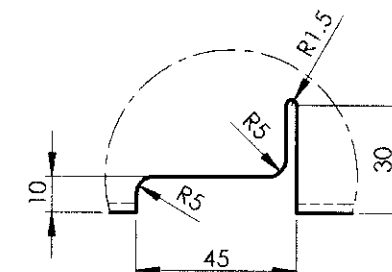
REF.DRG.NO.LH14191, 'a'

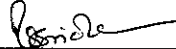
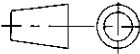
AA14478

▽ ROUGH MACHINED	⑥' ROUGH CLEANED
▽▽ FINISH MACHINED	⑥b BURRS REMOVED
▽▽▽ FINE FINISH MACHINED	⑥b CHAMFERED

REVISIONS

ALT.	ZONE	DESCRIPTION	APPROVED & DATE
------	------	-------------	-----------------

SECTION A-A
SCALE 1:2DETAIL B
SCALE 1:2DETAIL C
SCALE 1:2

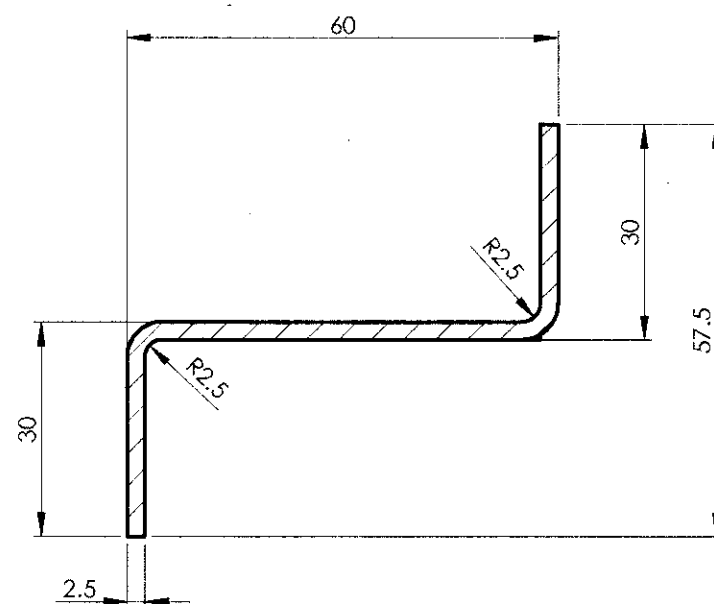
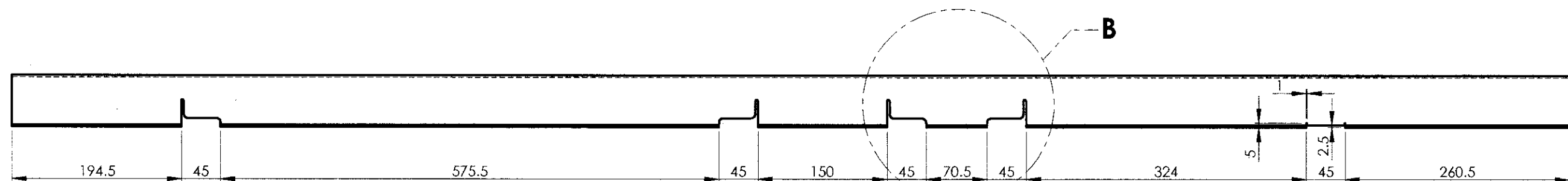
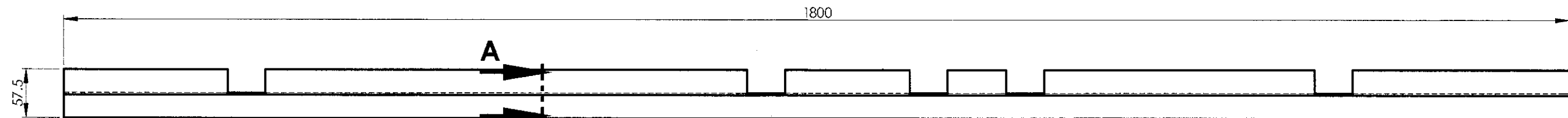
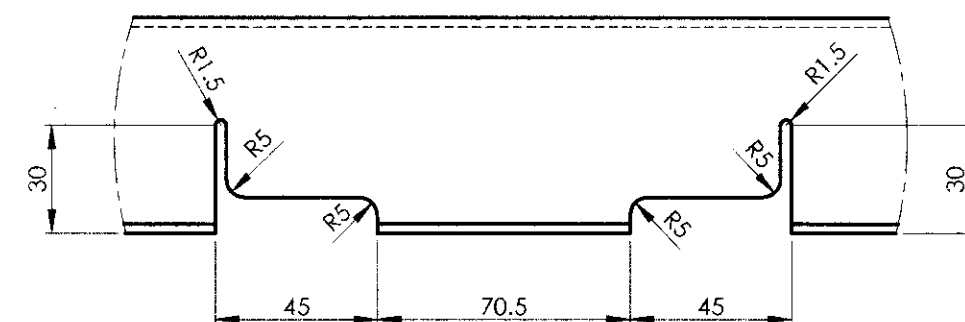
1	HORIZONTAL MEMBER	2.5x110x1800	1		RDSO/SPEC C-K201 X2CrNi12	3.86	
QTY	DESCRIPTION	DIMENSIONS	ITEM NO.	REF. DRGS	MATL.SPEC.	WT/UNIT IN KGS	REMARKS
GROUP: 1-4, SIDEWALL ASSEMBLY.		SURFACE AREA IN Sq.m.:			WT/ASSY IN Kgs:		
HORIZONTAL MEMBER					SCALE	SSE/D	
					1:5	CHD	
					ALT.	ALTD	
					-	DRN	
INDIAN RAILWAY STANDARDS INTEGRAL COACH FACTORY, CHENNAI - 600068				SHEET 1 OF 1			
					AAF14478		A3


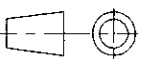
AAAF14482

▽ ROUGH MACHINED	① ROUGH CLEANED
▽▽ FINISH MACHINED	①b BURRS REMOVED
▽▽▽ FINE FINISH MACHINED	①B CHAMFERED

REVISIONS

ALT.	ZONE	DESCRIPTION	APPROVED & DATE
------	------	-------------	-----------------

SECTION A-A
SCALE 1 : 1DETAIL B
SCALE 1 : 2

1	HORIZONTAL MEMBER	2.5x110x1800	1		RDSO/SPEC C-K201 X2CrNi12	3.864	
QTY	DESCRIPTION	DIMENSIONS	ITEM NO.	REF. DRGS	MATL.SPEC.	WT/UNIT IN KGS	REMARKS
GROUP: 1-4 SIDEWALL ASSEMBLY			SURFACE AREA IN Sq.m.:0.397		WT/ASSY IN Kgs:		
HORIZONTAL MEMBER					SCALE	SSE/D	
					1:5	CHD	
					ALT.	ALTD	
						DRN	T.UKKIRAPANDIAN
INDIAN RAILWAY STANDARDS INTEGRAL COACH FACTORY, CHENNAI - 600038							
					SHEET 1 OF 1		
					AAF14482		A3

ALL DIMENSIONS ARE IN mm UNLESS OTHERWISE SPECIFIED. FOR UNTOLERANCED DIMENSIONS AND ROUGHNESS VALUES, REFER DRAWING NO ICF/STD-9-0-001.
ANY MANUAL ALTERATION SHALL AUTOMATICALLY RENDER THIS DRAWING INVALID. WELDING SYMBOLS ARE AS PER IS: 813-1986.
WEIGHT GIVEN IN DRAWING IS FOR INDICATIVE PURPOSE ONLY

REF.DRG.NO.LH14196 'b'

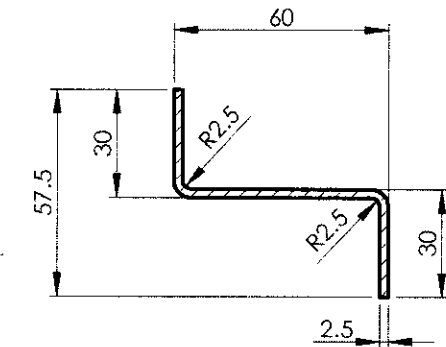
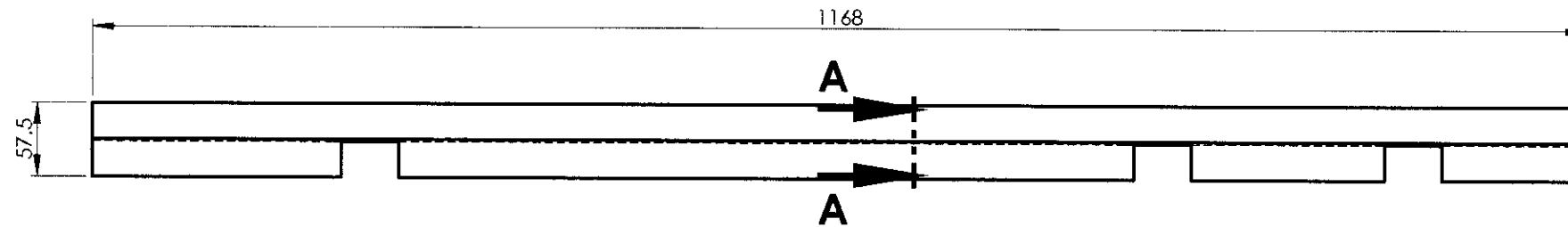
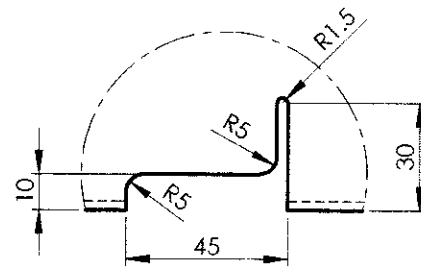
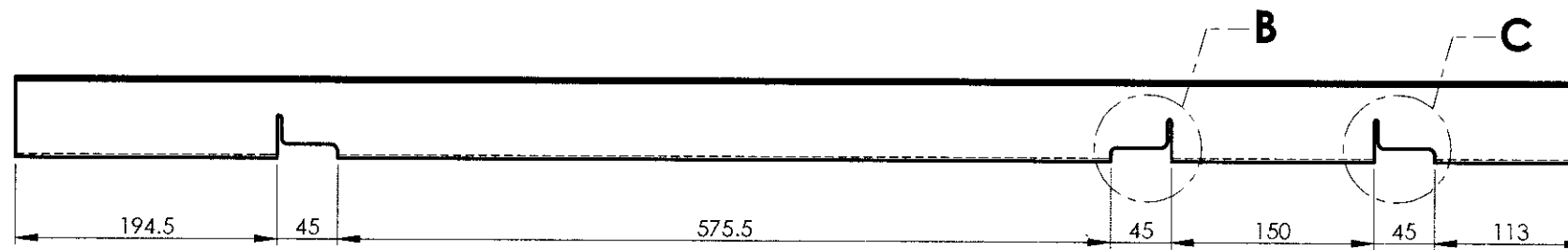
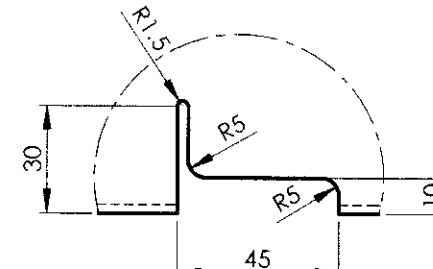
DATE OF LATEST ALT.	28-01-2020	AME/SME
---------------------	------------	---------

AA114483

▽ ROUGH MACHINED	① ROUGH CLEANED
▽▽ FINISH MACHINED	② BURRS REMOVED
▽▽▽ FINE FINISH MACHINED	③ CHAMFERED

REVISIONS

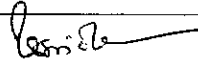
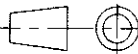
ALT.	ZONE	DESCRIPTION	APPROVED & DATE
------	------	-------------	-----------------

SECTION A-A
SCALE 1 : 2DETAIL B
SCALE 1 : 2DETAIL C
SCALE 1 : 2

ALL DIMENSIONS ARE IN mm UNLESS OTHERWISE SPECIFIED. FOR UNTOLERANCED DIMENSIONS AND ROUGHNESS VALUES, REFER DRAWING NO ICF/STD-9-001.
ANY MANUAL ALTERATION SHALL AUTOMATICALLY RENDER THIS DRAWING INVALID. WELDING SYMBOLS ARE AS PER IS: 813-1986.
WEIGHT GIVEN IN DRAWING IS FOR INDICATIVE PURPOSE ONLY

REF.DRG.NO.LH14197 'a'

DATE OF LATEST ALT.	28 -01-2020	AME/SME
---------------------	-------------	---------

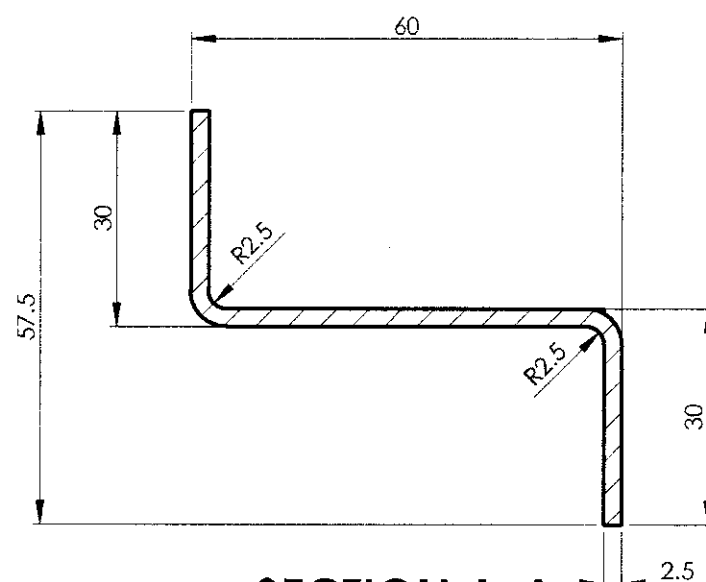
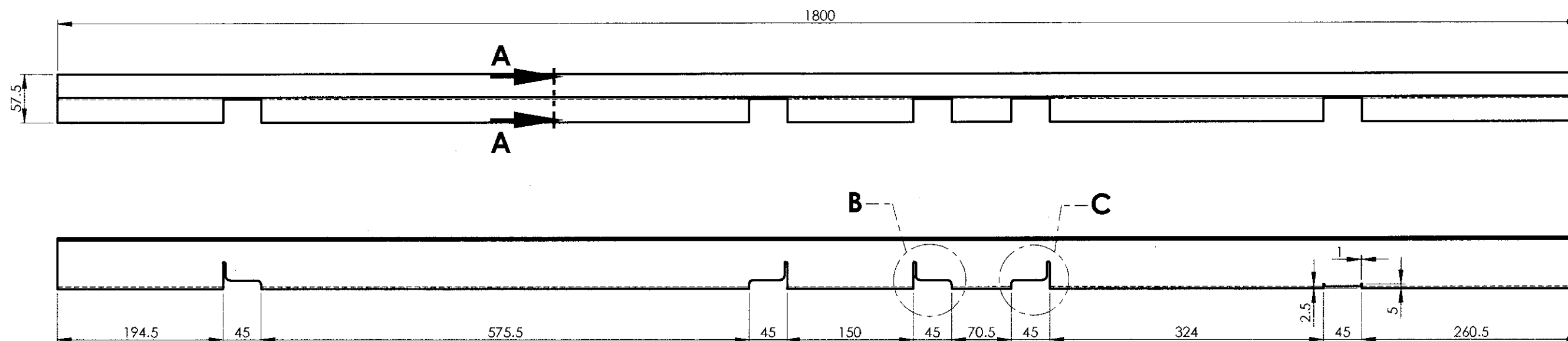
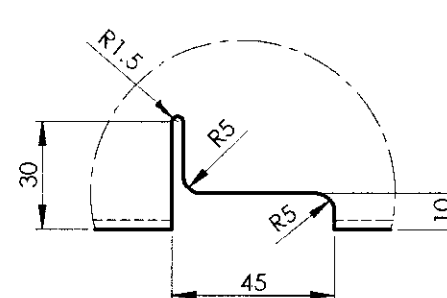
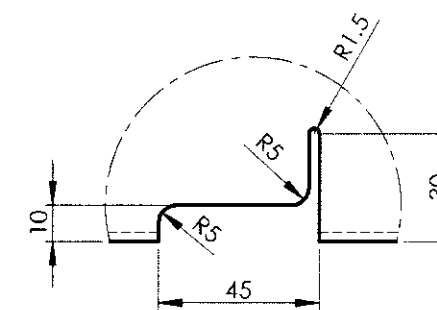
1	HORIZONTAL MEMBER	2.5x110x1168	1		RDSO/SPEC C-K201 X2CrNi12	2.51	
QTY	DESCRIPTION	DIMENSIONS	ITEM NO.	REF. DRGS	MATL.SPEC.	WT/UNIT IN KGS	REMARKS
GRUP: 1-4, SIDEWALL ASSEMBLY			SURFACE AREA IN Sq.m.:		WT/ASSY IN Kgs:		
HORIZONTAL MEMBER					SCALE	SSE/D	
					1:5	CHD	
					ALT.	ALTD	
						DRN	T.UKKIRAPANDIAN
INDIAN RAILWAY STANDARDS INTEGRAL COACH FACTORY, CHENNAI - 600038							
					SHEET 1 OF 1		AAF14483

AA114484

▽ ROUGH MACHINED	① ROUGH CLEANED
▽▽ FINISH MACHINED	② BURRS REMOVED
▽▽▽ FINE FINISH MACHINED	③ CHAMFERED

REVISIONS

ALT.	ZONE	DESCRIPTION	APPROVED & DATE
------	------	-------------	-----------------

SECTION A-A
SCALE 1 : 1DETAIL B
SCALE 1 : 2DETAIL C
SCALE 1 : 2

1	HORIZONTAL MEMBER	2.5x110x1800	1		RDSO/SPEC C-K201 X2CrNi12	3.86	
QTY	DESCRIPTION	DIMENSIONS	ITEM NO.	REF. DRGS	MATL.SPEC.	WT/UNIT IN KGS	REMARKS
GROUP: 1-4, SIDEWALL ASSEMBLY.				SURFACE AREA IN Sq.m.:		WT/ASSY IN Kgs:	
HORIZONTAL MEMBER					SCALE 1:5	SSE/D	
					ALT.	CHD	
					DRN	T.UKKIRAPANDAN	
INDIAN RAILWAY STANDARDS				SHEET 1 OF 1			
INTEGRAL COACH FACTORY, CHENNAI - 600038							
DATE OF LATEST ALT.		DATE OF FIRST ISSUE		AME/SME		AA114484	
						A3	

ALL DIMENSIONS ARE IN mm UNLESS OTHERWISE SPECIFIED. FOR UNTOLERANCED DIMENSIONS AND ROUGHNESS VALUES, REFER DRAWING NO ICF/STD-9-0-001.
ANY MANUAL ALTERATION SHALL AUTOMATICALLY RENDER THIS DRAWING INVALID. WELDING SYMBOLS ARE AS PER IS: 813-1986.
WEIGHT GIVEN IN DRAWING IS FOR INDICATIVE PURPOSE ONLY

REF.DRG.NO.LH14198, 'b'

28 -01-2020

DATE OF FIRST ISSUE

AME/SME

INDIAN RAILWAY STANDARDS

INTEGRAL COACH FACTORY, CHENNAI - 600038

SHEET
1 OF 1

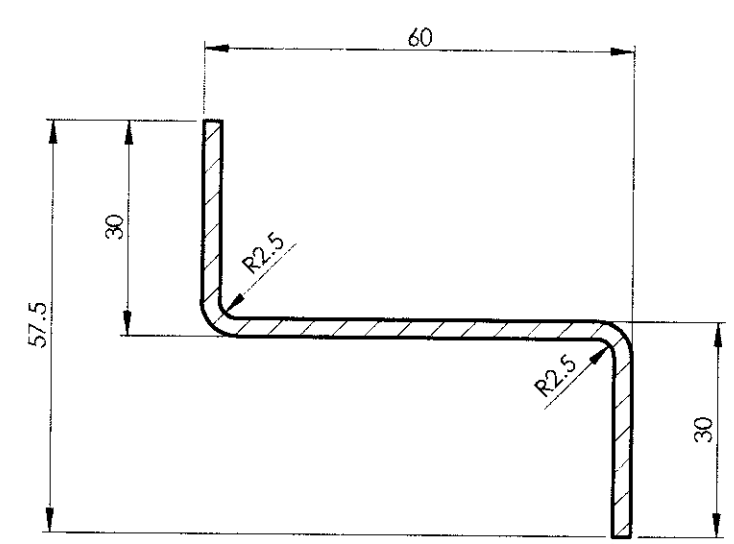
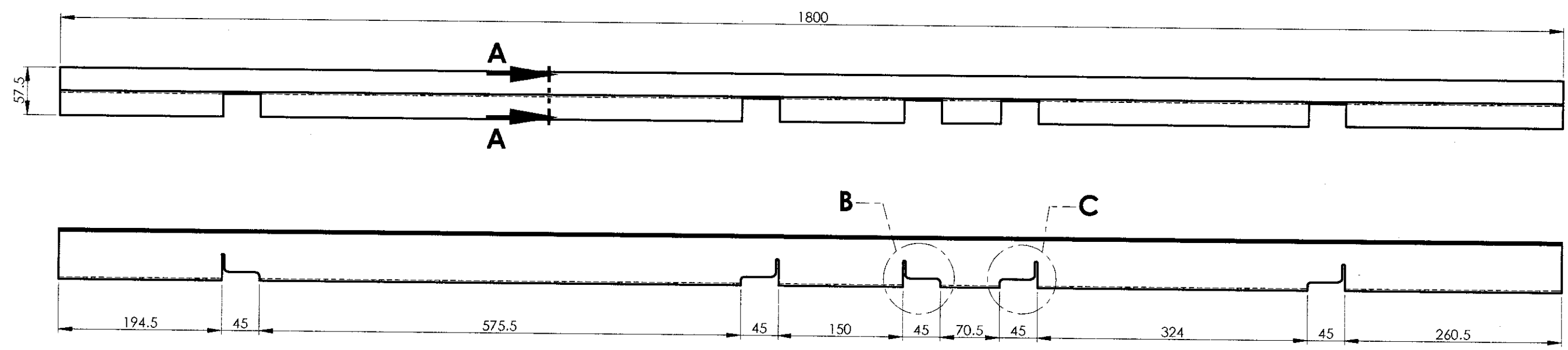
AA114484

A3

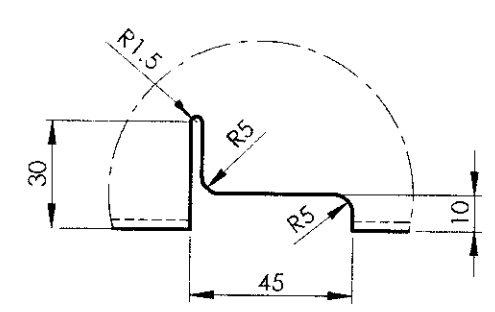
AAF14485

▽ ROUGH MACHINED	① ROUGH CLEANED
▽▽ FINISH MACHINED	② BURRS REMOVED
▽▽▽ FINE FINISH MACHINED	③ CHAMFERED

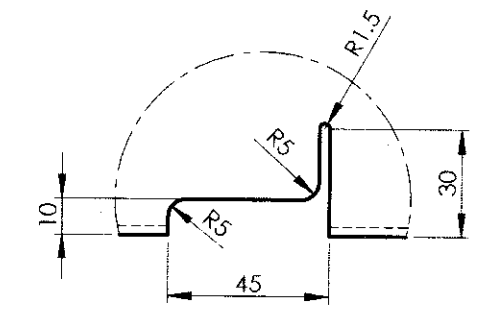
REVISIONS			
ALT.	ZONE	DESCRIPTION	APPROVED & DATE



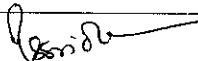
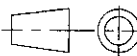
SECTION A-A
SCALE 1 : 1



DETAIL B
SCALE 1 : 2



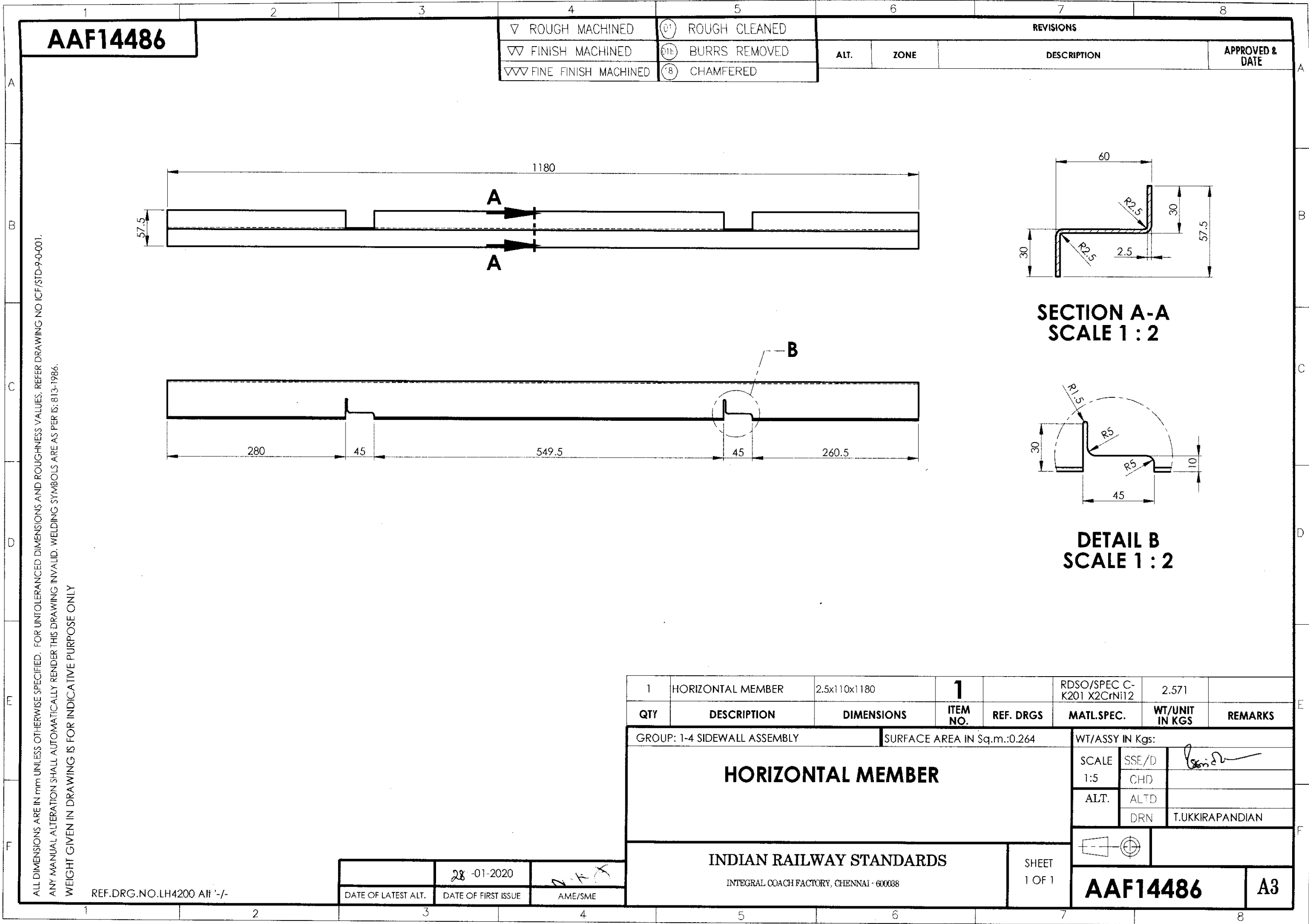
DETAIL C
SCALE 1 : 2

1	HORIZONTAL MEMBER	2.5x110x1800	1		RDSO/SPEC C-K201 X2CrNi12	3.86	
QTY	DESCRIPTION	DIMENSIONS	ITEM NO.	REF. DRGS	MATL.SPEC.	WT/UNIT IN KGS	REMARKS
GROUP: 1-4, SIDEWALL ASSEMBLY.		SURFACE AREA IN Sq.m.:			WT/ASSY IN Kgs:		
HORIZONTAL MEMBER					SCALE	SSE/D	
					1:5	CHD	
					ALT.	ALTD	
						DRN	T.UKKIRAPANDIAN
INDIAN RAILWAY STANDARDS INTEGRAL COACH FACTORY, CHENNAI - 600038				SHEET 1 OF 1			A3
					AAF14485		

ALL DIMENSIONS ARE IN mm UNLESS OTHERWISE SPECIFIED. FOR UNTOLERANCED DIMENSIONS AND ROUGHNESS VALUES, REFER DRAWING NO ICF/STD-9-0-001. ANY MANUAL ALTERATION SHALL AUTOMATICALLY RENDER THIS DRAWING INVALID. WELDING SYMBOLS ARE AS PER IS: 813-1986. WEIGHT GIVEN IN DRAWING IS FOR INDICATIVE PURPOSE ONLY

REF.DRG.NO.LH14199, 'a'

28-01-2020		
DATE OF LATEST ALT.	DATE OF FIRST ISSUE	AME/SME



AAFI14487

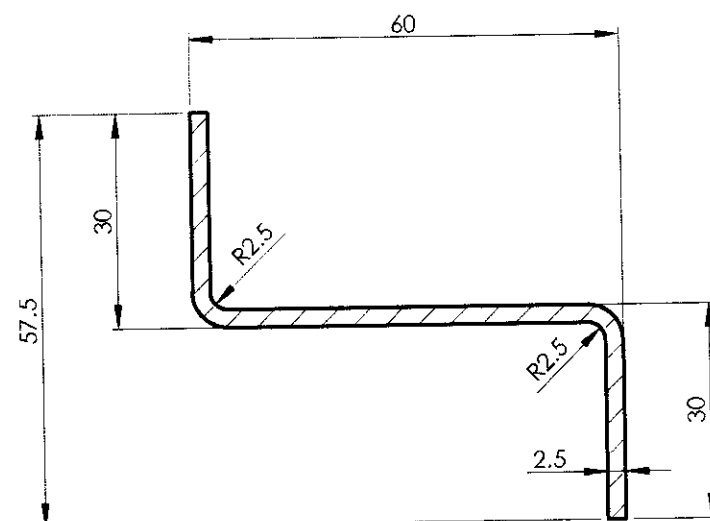
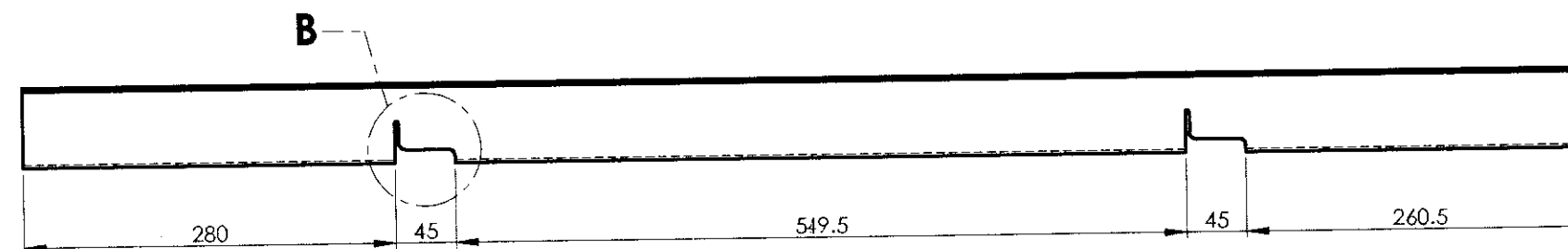
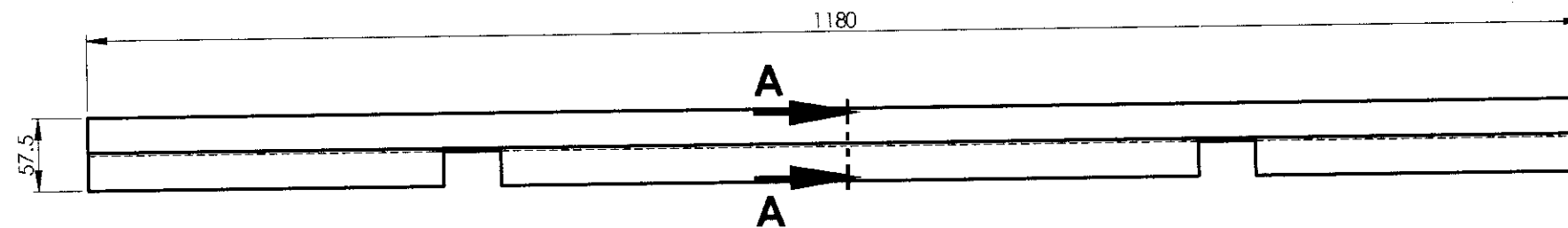
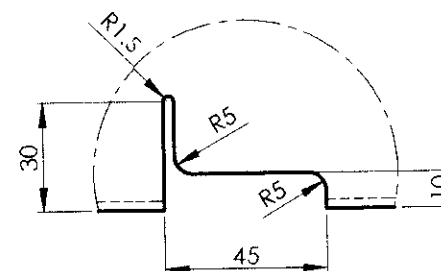
▽ ROUGH MACHINED	① ROUGH CLEANED
▽▽ FINISH MACHINED	② BURRS REMOVED
▽▽▽ FINE FINISH MACHINED	③ CHAMFERED



REVISIONS

ALT.

ZONE

DESCRIPTION

APPROVED &
DATESECTION A-A
SCALE 1 : 1DETAIL B
SCALE 1 : 2

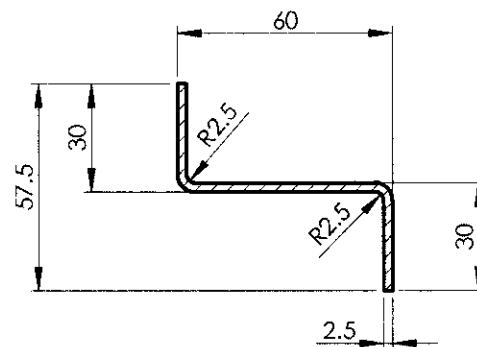
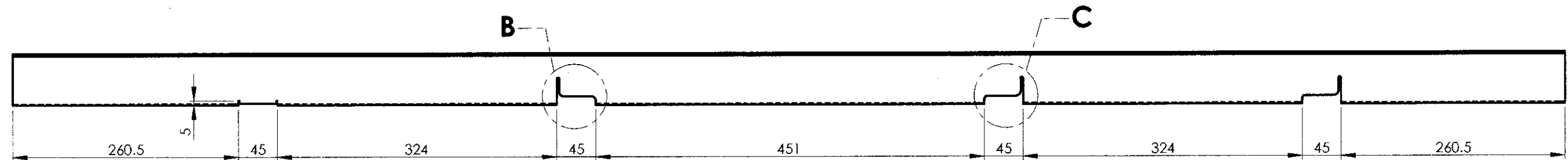
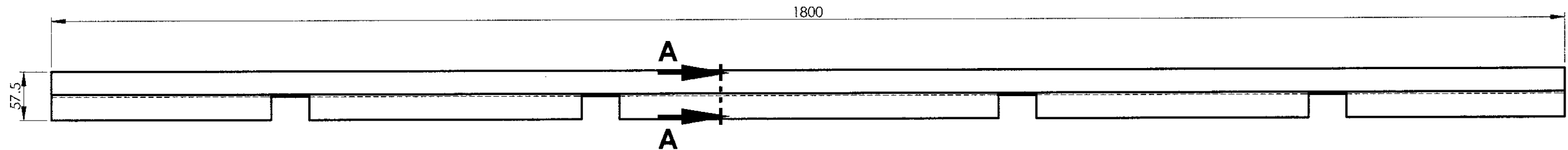
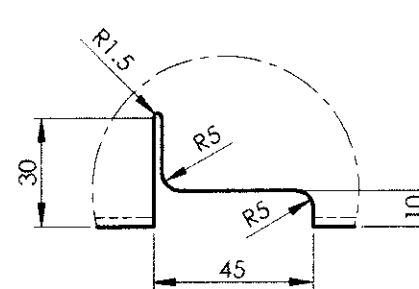
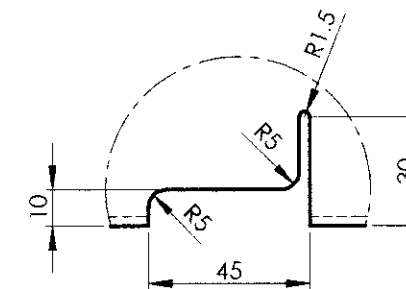
1	HORIZONTAL MEMBER	2.5x110x1180	1		RDSO/SPEC C-K201 X2CrNi12	2.57	
QTY	DESCRIPTION	DIMENSIONS	ITEM NO.	REF. DRGS	MATL.SPEC.	WT/UNIT IN KGS	REMARKS
GROUP: 1-4, SIDEWALL ASSEMBLY			SURFACE AREA IN Sq.m.:		WT/ASSY IN Kgs:		
HORIZONTAL MEMBER					SCALE	SSE/D	
					1:5	CHD	
					ALT.	ALTD	
						DRN	T.UKKIRAPANDIAN
INDIAN RAILWAY STANDARDS				SHEET 1 OF 1			
					AAFI14487		A3
INTEGRAL COACH FACTORY, CHENNAI - 600038							


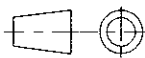
AA14490

▽ ROUGH MACHINED	① ROUGH CLEANED
▽▽ FINISH MACHINED	② BURRS REMOVED
▽▽▽ FINE FINISH MACHINED	③ CHAMFERED

REVISIONS

ALT.	ZONE	DESCRIPTION	APPROVED & DATE
------	------	-------------	-----------------

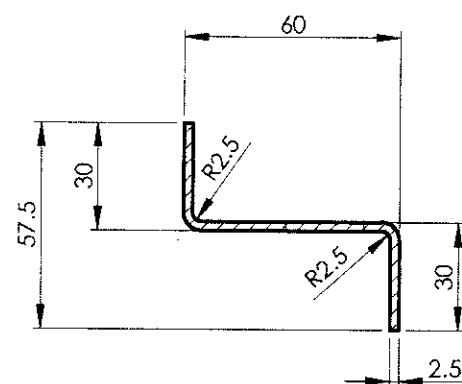
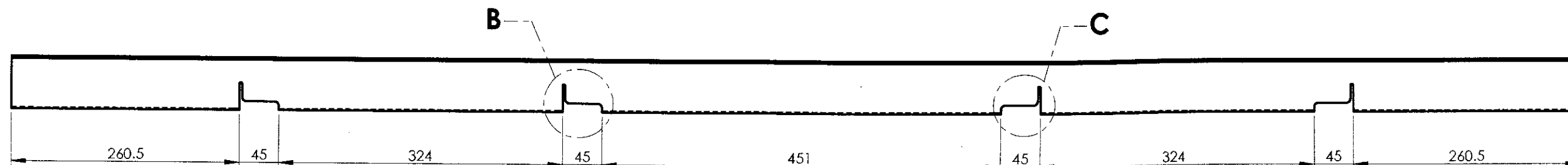
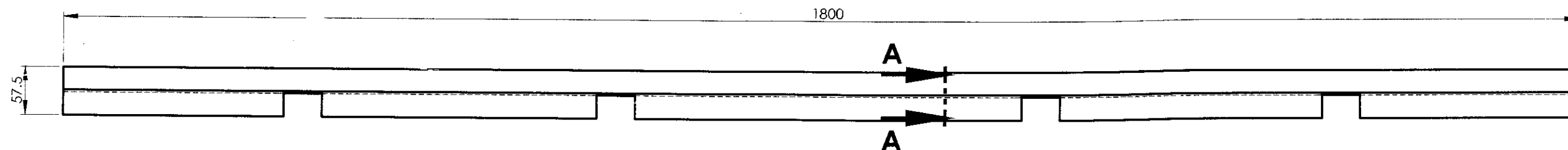
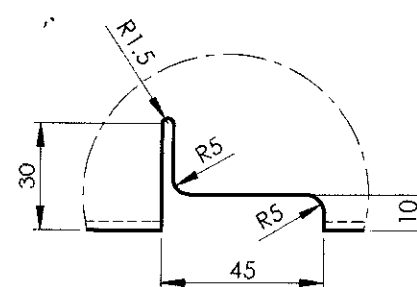
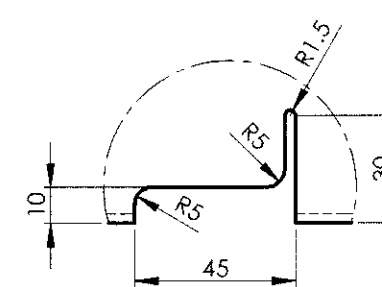
SECTION A-A
SCALE 1 : 2DETAIL B
SCALE 1 : 2DETAIL C
SCALE 1 : 2

1	HORIZONTAL MEMBER	2.5x110x1800	1		RDSO/SPEC C-K201 X2CrNi12	3.90	
QTY	DESCRIPTION	DIMENSIONS	ITEM NO.	REF. DRGS	MATL.SPEC.	WT/UNIT IN KGS	REMARKS
GROUP: 1-4, SIDEWALL ASSEMBLY.		SURFACE AREA IN Sq.m.:			WT/ASSY IN Kgs:		
HORIZONTAL MEMBER					SCALE	SSE/D	
					1:5	CHD	
					ALT.	ALTD	
						DRN	T.UKKIRAPANDIAN
INDIAN RAILWAY STANDARDS							
INTEGRAL COACH FACTORY, CHENNAI - 600038					SHEET 1 OF 1	AAF14490	
							A3

AA14491

▽ ROUGH MACHINED	① ROUGH CLEANED
▽▽ FINISH MACHINED	② BURRS REMOVED
▽▽▽ FINE FINISH MACHINED	③ CHAMFERED



REVISIONS			
ALT.	ZONE	DESCRIPTION	APPROVED & DATE

SECTION A-A
SCALE 1 : 2DETAIL B
SCALE 1 : 2DETAIL C
SCALE 1 : 2

ALL DIMENSIONS ARE IN mm UNLESS OTHERWISE SPECIFIED. FOR UNTOLERANCED DIMENSIONS AND ROUGHNESS VALUES, REFER DRAWING NO ICF/STD-9-0-001.
ANY MANUAL ALTERATION SHALL AUTOMATICALLY RENDER THIS DRAWING INVALID. WELDING SYMBOLS ARE AS PER IS: 813-1986.
WEIGHT GIVEN IN DRAWING IS FOR INDICATIVE PURPOSE ONLY

REF.DRG.NO.LH14205

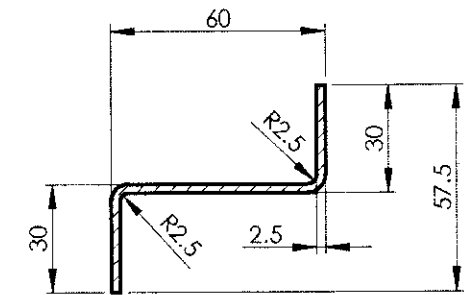
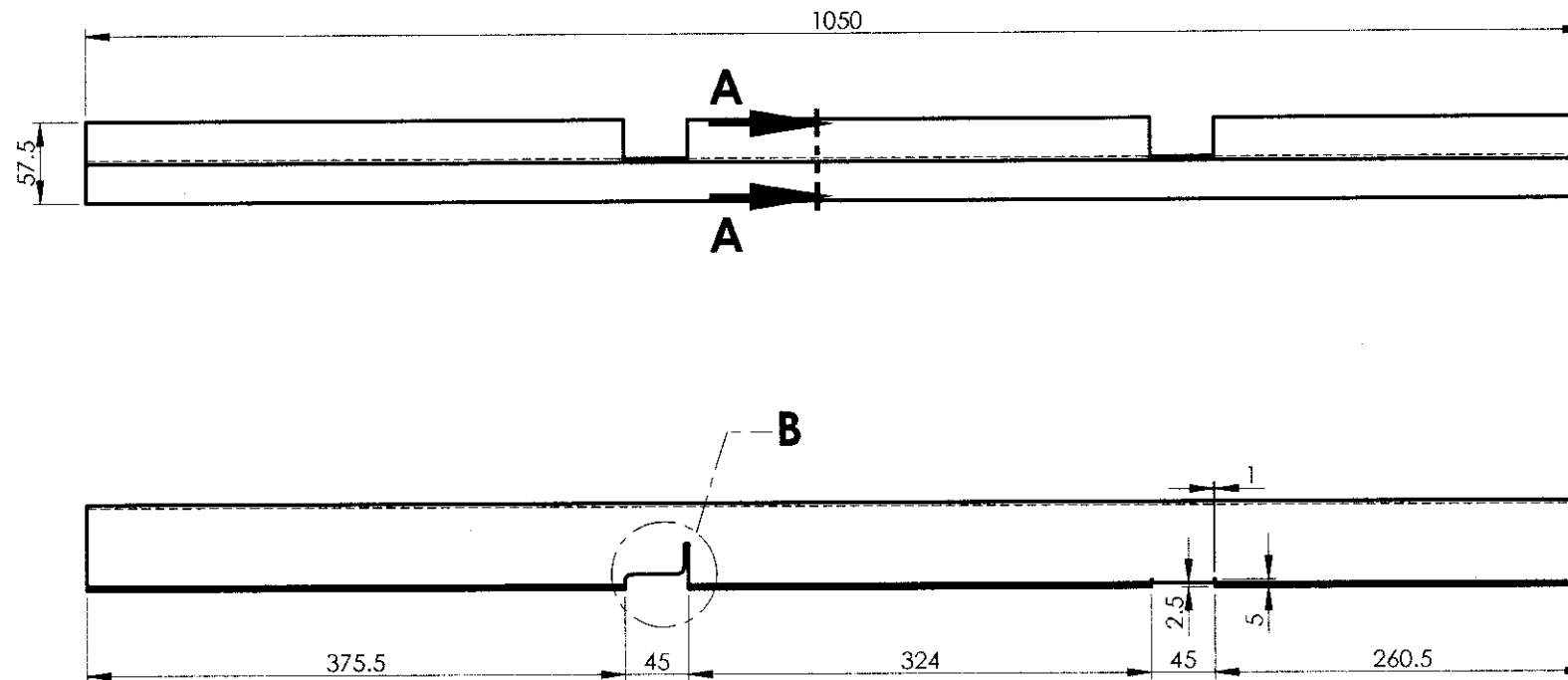
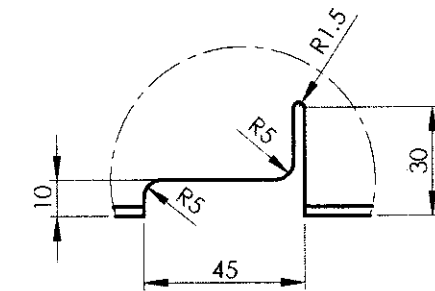
	28-01-2020	
DATE OF LATEST ALT.	DATE OF FIRST ISSUE	AME/SME

1	HORIZONTAL MEMBER	2.5x110x1800	1		RDSO/SPEC C-K201 X2CrNi12	3.89	
QTY	DESCRIPTION	DIMENSIONS	ITEM NO.	REF. DRGS	MATL.SPEC.	WT/UNIT IN KGS	REMARKS
GROUP: 1-4, SIDEWALL ASSEMBLY.		SURFACE AREA IN Sq.m.:			WT/ASSY IN Kgs:		
HORIZONTAL MEMBER					SCALE	SSE/D	
					1:5	CHD	
					ALT.	ALTD	
						DRN	T.UKKIRAPANDIAN
INDIAN RAILWAY STANDARDS INTEGRAL COACH FACTORY, CHENNAI - 600038							
					SHEET 1 OF 1		
					AAF14491		A3

AA14492

▽ ROUGH MACHINED	① ROUGH CLEANED
▽▽ FINISH MACHINED	①b BURRS REMOVED
▽▽▽ FINE FINISH MACHINED	①8 CHAMFERED

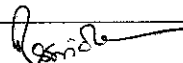
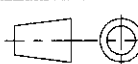
REVISIONS			
ALT.	ZONE	DESCRIPTION	APPROVED & DATE

SECTION A-A
SCALE 1 : 2DETAIL B
SCALE 1 : 2

ALL DIMENSIONS ARE IN mm UNLESS OTHERWISE SPECIFIED. FOR UNTOLERANCED DIMENSIONS AND ROUGHNESS VALUES, REFER DRAWING NO ICF/STD-9-001.
ANY MANUAL ALTERATION SHALL AUTOMATICALLY RENDER THIS DRAWING INVALID. WELDING SYMBOLS ARE AS PER IS: 813-1986.
WEIGHT GIVEN IN DRAWING IS FOR INDICATIVE PURPOSE ONLY

REF.DRG.NO.LH14206 'a'

	28-01-2020	N.K.X
DATE OF LATEST ALT.	DATE OF FIRST ISSUE	AME/SME

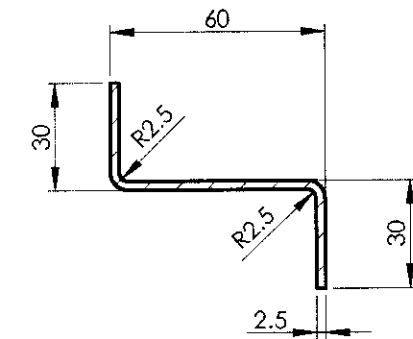
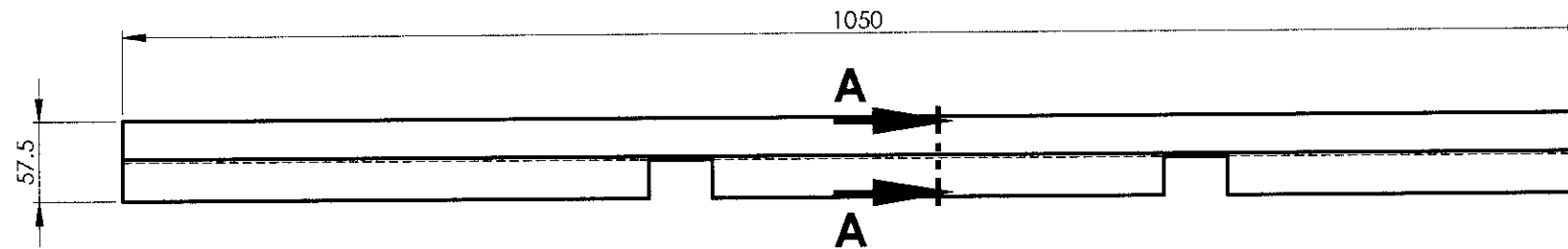
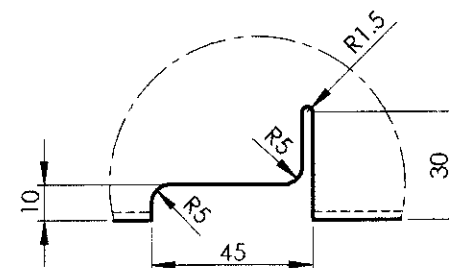
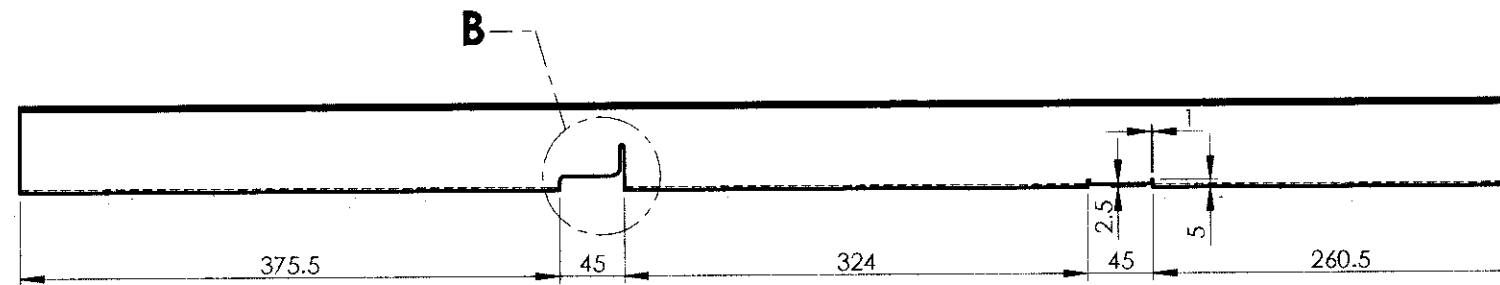
1	HORIZONTAL MEMBER	2.5x110x1050	1		RDSO/SPEC C-K201 X2CrNi12	2.288	
QTY	DESCRIPTION	DIMENSIONS	ITEM NO.	REF. DRGS	MATL.SPEC.	WT/UNIT IN KGS	REMARKS
GROUP: 1-4 SIDEWALL ASSEMBLY		SURFACE AREA IN Sq.m.:0.235			WT/ASSY IN Kgs:		
HORIZONTAL MEMBER					SCALE	SSE/D	
					1:5	CHD	
					ALT.	ALTD	
						DRN	T.UKKIRAPANDIAN
INDIAN RAILWAY STANDARDS INTEGRAL COACH FACTORY, CHENNAI - 600088							
					SHEET 1 OF 1	AAF14492	
							A3

1		2		3		4		5		6		7		8																																																																								
AAf14493				▽ ROUGH MACHINED		⊖ ROUGH CLEANED		REVISIONS																																																																														
				▽▽ FINISH MACHINED		⊖⊖ BURRS REMOVED		ALT.		ZONE		DESCRIPTION		APPROVED & DATE																																																																								
				▽▽▽ FINE FINISH MACHINED		⊖⊖⊖ CHAMFERED																																																																																
<div>ALL DIMENSIONS ARE IN mm UNLESS OTHERWISE SPECIFIED. FOR UNTOLERANCED DIMENSIONS AND ROUGHNESS VALUES, REFER DRAWING NO ICF/STD-9-0-001. ANY MANUAL ALTERATION SHALL AUTOMATICALLY RENDER THIS DRAWING INVALID. WELDING SYMBOLS ARE AS PER IS: 813-1986. WEIGHT GIVEN IN DRAWING IS FOR INDICATIVE PURPOSE ONLY</div> <div><div>418</div><div></div></div> <div><div>57.5</div><div>30</div><div>60</div><div>R2.5</div><div>R2.5</div><div>30</div><div>2.5</div></div>																																																																																						
<table><tr><td>1</td><td>HORIZONTAL MEMBER</td><td>2.5x110x418</td><td>1</td><td></td><td>RDSO/SPEC C-K201 X2CrNi12</td><td>0.93</td><td></td></tr><tr><td>QTY</td><td>DESCRIPTION</td><td>DIMENSIONS</td><td>ITEM NO.</td><td>REF. DRGS</td><td>MATL.SPEC.</td><td>WT/UNIT IN KGS</td><td>REMARKS</td></tr><tr><td colspan="4">GROUP: 1-4, SIDEWALL ASSEMBLY</td><td colspan="2">SURFACE AREA IN Sq.m.:</td><td colspan="2">WT/ASSY IN Kgs:</td></tr><tr><td colspan="4" rowspan="3">HORIZONTAL MEMBER</td><td colspan="2">SCALE 1:2</td><td>SSE/D</td><td></td></tr><tr><td colspan="2">ALT.</td><td>CHD</td><td></td></tr><tr><td colspan="2">DRN</td><td>T.UKKIRAPANDIAN</td></tr><tr><td colspan="4">INDIAN RAILWAY STANDARDS</td><td colspan="2">SHEET 1 OF 1</td><td colspan="2"></td></tr><tr><td colspan="4">INTEGRAL COACH FACTORY, CHENNAI - 600038</td><td colspan="2"></td><td colspan="2">AAf14493 A3</td></tr><tr><td colspan="2">REF.DRG.NO.LH14207</td><td>DATE OF LATEST ALT.</td><td>DATE OF FIRST ISSUE</td><td colspan="2">AME/SME</td><td colspan="2"></td></tr><tr><td colspan="2"></td><td>28-01-2020</td><td></td><td colspan="2">D.K.X</td><td colspan="2"></td></tr></table>																1	HORIZONTAL MEMBER	2.5x110x418	1		RDSO/SPEC C-K201 X2CrNi12	0.93		QTY	DESCRIPTION	DIMENSIONS	ITEM NO.	REF. DRGS	MATL.SPEC.	WT/UNIT IN KGS	REMARKS	GROUP: 1-4, SIDEWALL ASSEMBLY				SURFACE AREA IN Sq.m.:		WT/ASSY IN Kgs:		HORIZONTAL MEMBER				SCALE 1:2		SSE/D		ALT.		CHD		DRN		T.UKKIRAPANDIAN	INDIAN RAILWAY STANDARDS				SHEET 1 OF 1				INTEGRAL COACH FACTORY, CHENNAI - 600038						AAf14493 A3		REF.DRG.NO.LH14207		DATE OF LATEST ALT.	DATE OF FIRST ISSUE	AME/SME						28-01-2020		D.K.X			
1	HORIZONTAL MEMBER	2.5x110x418	1		RDSO/SPEC C-K201 X2CrNi12	0.93																																																																																
QTY	DESCRIPTION	DIMENSIONS	ITEM NO.	REF. DRGS	MATL.SPEC.	WT/UNIT IN KGS	REMARKS																																																																															
GROUP: 1-4, SIDEWALL ASSEMBLY				SURFACE AREA IN Sq.m.:		WT/ASSY IN Kgs:																																																																																
HORIZONTAL MEMBER				SCALE 1:2		SSE/D																																																																																
				ALT.		CHD																																																																																
				DRN		T.UKKIRAPANDIAN																																																																																
INDIAN RAILWAY STANDARDS				SHEET 1 OF 1																																																																																		
INTEGRAL COACH FACTORY, CHENNAI - 600038						AAf14493 A3																																																																																
REF.DRG.NO.LH14207		DATE OF LATEST ALT.	DATE OF FIRST ISSUE	AME/SME																																																																																		
		28-01-2020		D.K.X																																																																																		
1		2		3		4		5		6		7		8																																																																								

AAAF14494

▽ ROUGH MACHINED	① ROUGH CLEANED
▽▽ FINISH MACHINED	①b BURRS REMOVED
▽▽▽ FINE FINISH MACHINED	⑧ CHAMFERED

REVISIONS			
ALT.	ZONE	DESCRIPTION	APPROVED & DATE

SECTION A-A
SCALE 1 : 2DETAIL B
SCALE 1 : 2

1	HORIZONTAL MEMBER	2.5x110x1050	1		RDSO/SPEC C-K201 X2CrNi12	2.29	
QTY	DESCRIPTION	DIMENSIONS	ITEM NO.	REF. DRGS	MATL.SPEC.	WT/UNIT IN KGS	REMARKS
GROUP: 1-4, SIDEWALL ASSEMBLY.		SURFACE AREA IN Sq.m.:			WT/ASSY IN Kgs:		
HORIZONTAL MEMBER					SCALE	SSE/D	
					1:5	CHD	
					ALT.	ALTD	T.UKKIRAPANDIAN
						DRN	
					INDIAN RAILWAY STANDARDS INTEGRAL COACH FACTORY, CHENNAI - 600068		
SHEET 1 OF 1							
					AAF14494		A3

ALL DIMENSIONS ARE IN mm UNLESS OTHERWISE SPECIFIED. FOR UNTOLERANCED DIMENSIONS AND ROUGHNESS VALUES, REFER DRAWING NO ICF/STD-9-0-001.
ANY MANUAL ALTERATION SHALL AUTOMATICALLY RENDER THIS DRAWING INVALID. WELDING SYMBOLS ARE AS PER IS: 813-1986.
WEIGHT GIVEN IN DRAWING IS FOR INDICATIVE PURPOSE ONLY

REF.DRG.NO.LH14208, 'a'

28 -01-2020

DATE OF LATEST ALT.

DATE OF FIRST ISSUE

AME/SME

INDIAN RAILWAY STANDARDS

INTEGRAL COACH FACTORY, CHENNAI - 600068

SHEET
1 OF 1

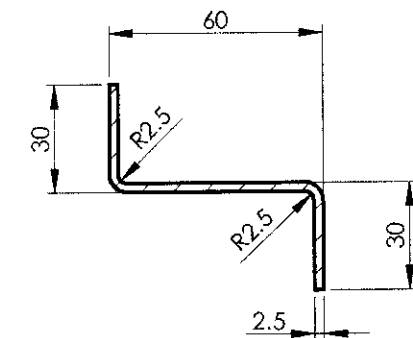
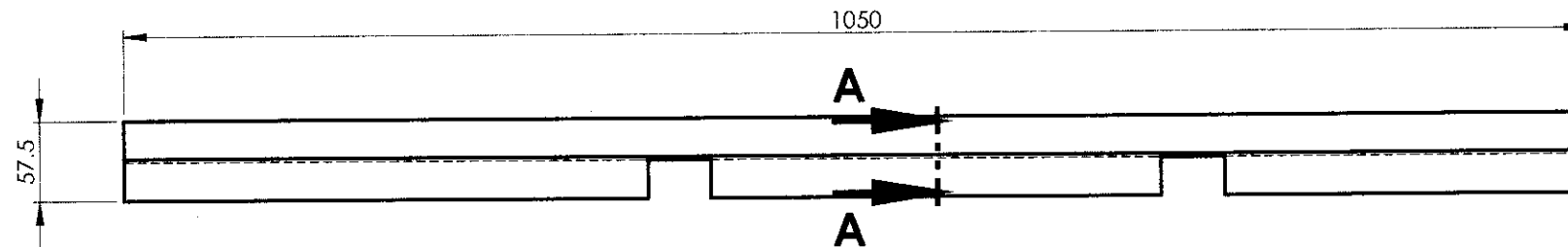
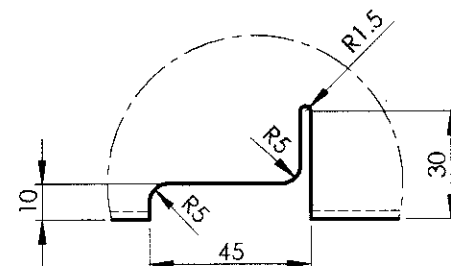
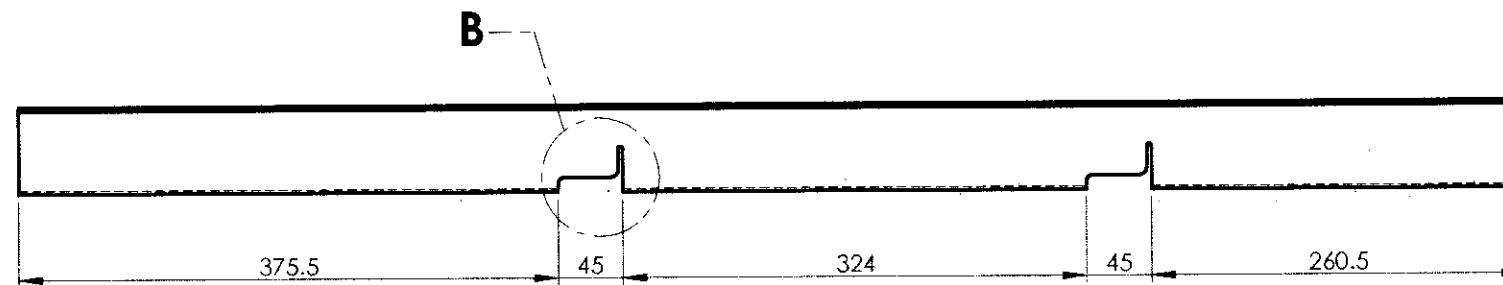
AAAF14494

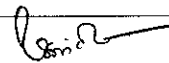
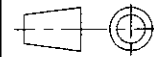
A3

AAAF14495

▽ ROUGH MACHINED	① ROUGH CLEANED
▽▽ FINISH MACHINED	② BURRS REMOVED
▽▽▽ FINE FINISH MACHINED	③ CHAMFERED

REVISIONS			
ALT.	ZONE	DESCRIPTION	APPROVED & DATE

SECTION A-A
SCALE 1 : 2DETAIL B
SCALE 1 : 2

1	HORIZONTAL MEMBER	2.5x110x1050	1		RDSO/SPEC C-K201 X2CrNi12	2.28	
QTY	DESCRIPTION	DIMENSIONS	ITEM NO.	REF. DRGS	MATL.SPEC.	WT/UNIT IN KGS	REMARKS
GROUP: 1-4, SIDEWALL ASSEMBLY.			SURFACE AREA IN Sq.m.:		WT/ASSY IN Kgs:		
HORIZONTAL MEMBER					SCALE	SSE/D	
					1:5	CHD	
					ALT.	ALTD	
						DRN	T.UKKIRAPANDIAN
							
INDIAN RAILWAY STANDARDS				SHEET 1 OF 1	AAAF14495		A3
INTEGRAL COACH FACTORY, CHENNAI - 600038							

ALL DIMENSIONS ARE IN mm UNLESS OTHERWISE SPECIFIED. FOR UNTOLERANCED DIMENSIONS AND ROUGHNESS VALUES, REFER DRAWING NO ICF/STD-9-001.
ANY MANUAL ALTERATION SHALL AUTOMATICALLY RENDER THIS DRAWING INVALID. WELDING SYMBOLS ARE AS PER IS: 813-1986.
WEIGHT GIVEN IN DRAWING IS FOR INDICATIVE PURPOSE ONLY

REF.DRG.NO.LH14209

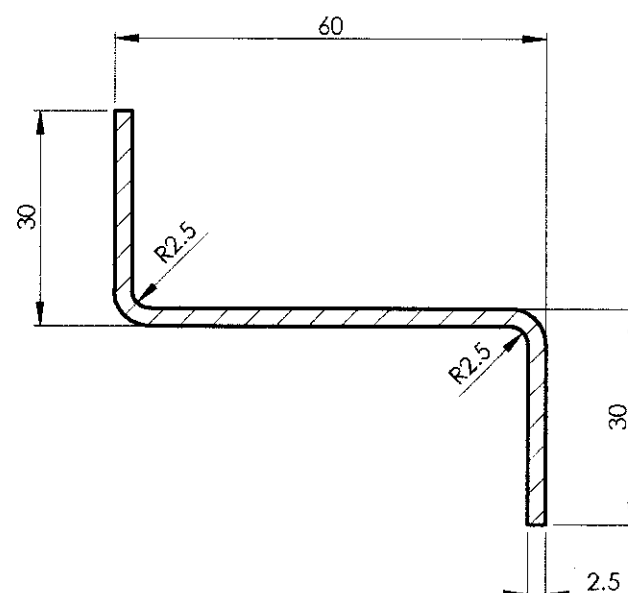
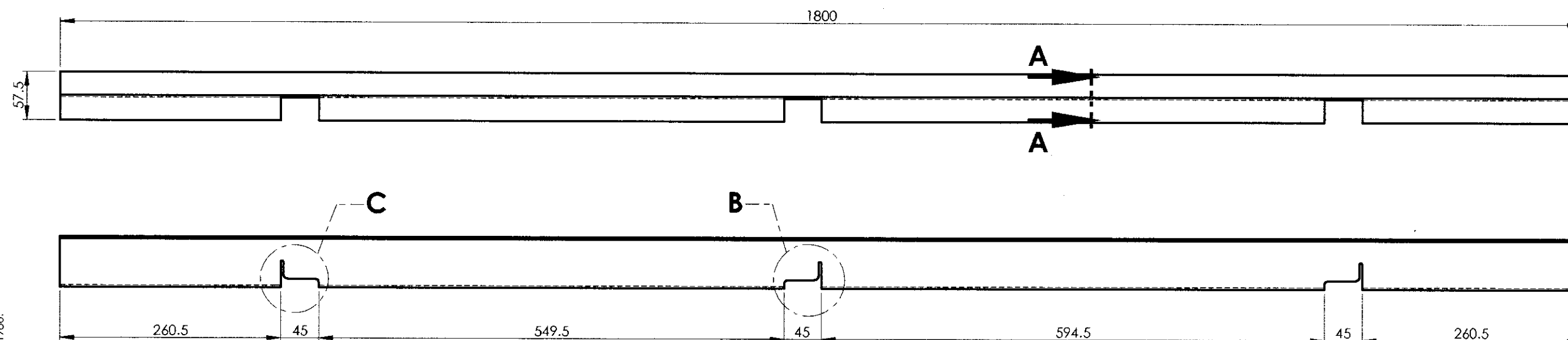
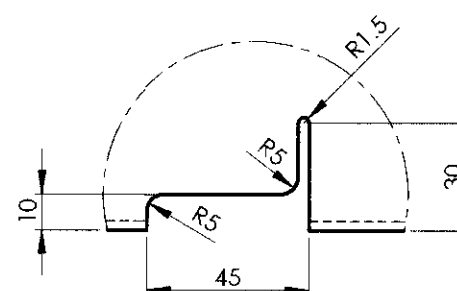
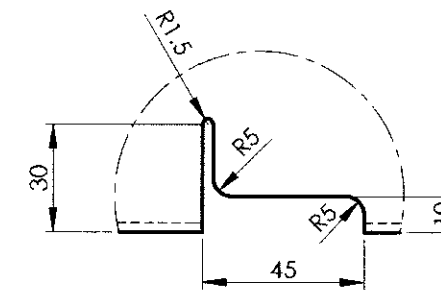
	28-01-2020	
DATE OF LATEST ALT.	DATE OF FIRST ISSUE	AME/SME



AA14497

▽ ROUGH MACHINED	① ROUGH CLEANED
▽▽ FINISH MACHINED	② BURRS REMOVED
▽▽▽ FINE FINISH MACHINED	③ CHAMFERED

REVISIONS

ALT.	ZONE	DESCRIPTION	APPROVED & DATE
------	------	-------------	-----------------

SECTION A-A
SCALE 1:1DETAIL B
SCALE 1:2DETAIL C
SCALE 1:2

1	HORIZONTAL MEMBER	2.5x110x1800	1		RDSO/SPEC C-K201 X2CrNi12	3.92	
QTY	DESCRIPTION	DIMENSIONS	ITEM NO.	REF. DRGS	MATL.SPEC.	WT/UNIT IN KGS	REMARKS
GROUP: 1-4, SIDEWALL ASSEMBLY.		SURFACE AREA IN Sq.m.:			WT/ASSY IN Kgs:		
HORIZONTAL MEMBER					SCALE	SSE/D	
					1:5	CHD	
					ALT.	ALTD	
					-	DRN	T.UKKIRAPANDIAN
INDIAN RAILWAY STANDARDS				SHEET 1 OF 1			
INTEGRAL COACH FACTORY, CHENNAI - 600038					AAF14497		A3

ALL DIMENSIONS ARE IN mm UNLESS OTHERWISE SPECIFIED. FOR UNTOLERANCED DIMENSIONS AND ROUGHNESS VALUES, REFER DRAWING NO ICF/STD-9-0-001.
ANY MANUAL ALTERATION SHALL AUTOMATICALLY RENDER THIS DRAWING INVALID. WELDING SYMBOLS ARE AS PER IS: 813-1986.
WEIGHT GIVEN IN DRAWING IS FOR INDICATIVE PURPOSE ONLY

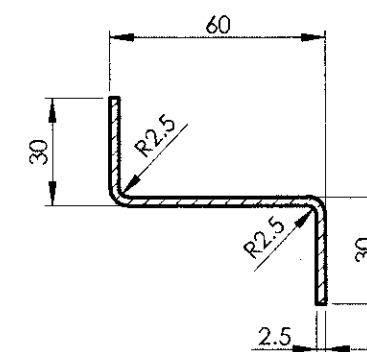
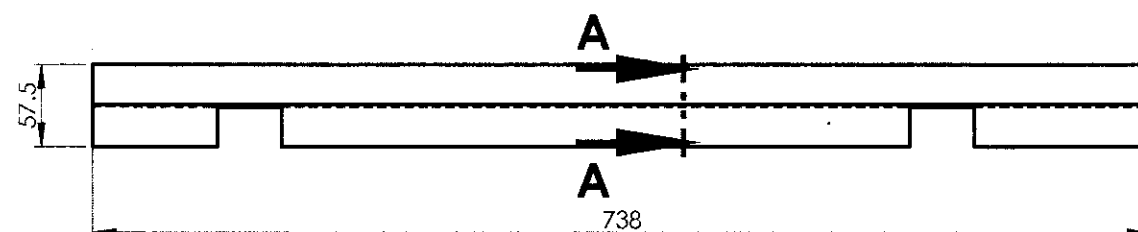
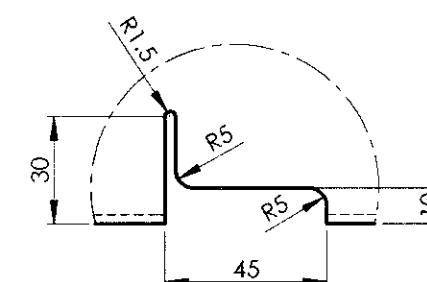
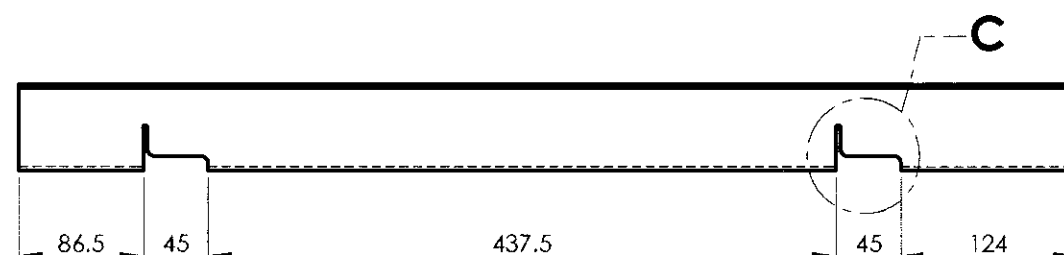
REF.DRG.NO.LH14211, 'a'

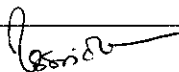
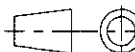
AA14499

▽ ROUGH MACHINED	① ROUGH CLEANED
▽▽ FINISH MACHINED	② BURRS REMOVED
▽▽▽ FINE FINISH MACHINED	③ CHAMFERED

REVISIONS

ALT.	ZONE	DESCRIPTION	APPROVED & DATE
------	------	-------------	-----------------

SECTION A-A
SCALE 1 : 2DETAIL C
SCALE 1 : 2

1	HORIZONTAL MEMBER	2.5x110x738	1		RDSO/SPEC C-K201 X2CrNi12	1.58	
QTY	DESCRIPTION	DIMENSIONS	ITEM NO.	REF. DRGS	MATL.SPEC.	WT/UNIT IN KGS	REMARKS
GROUP: 1-4, SIDEWALL ASSEMBLY		SURFACE AREA IN Sq.m.:			WT/ASSY IN Kgs:		
HORIZONTAL MEMBER					SCALE	SSE/D	
					1:5	CHD	
					ALT.	ALTD	
						DRN	T.UKKIRAPANDIAN
INDIAN RAILWAY STANDARDS							
INTEGRAL COACH FACTORY, CHENNAI - 600038					SHEET 1 OF 1	AAF14499	
							A3

REF.DRG.NO.LH14213 'c'

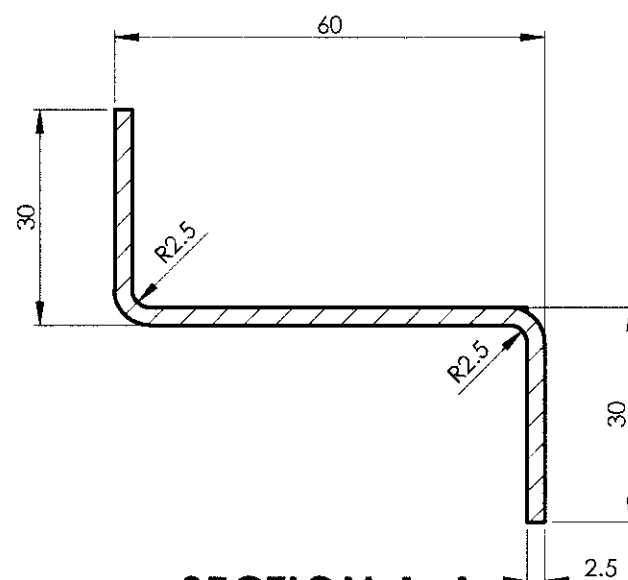
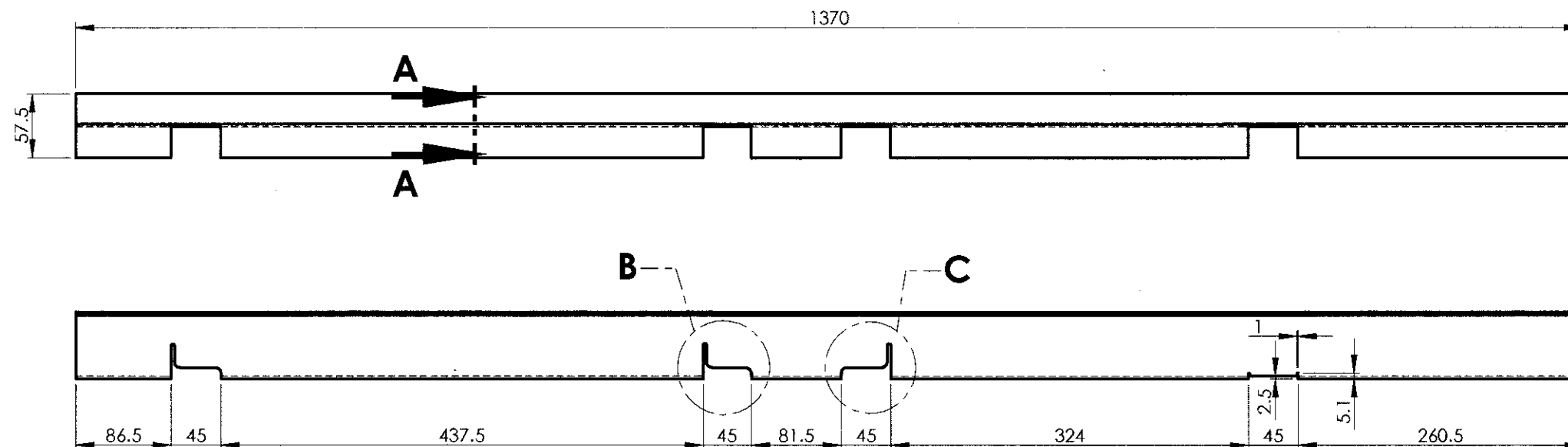
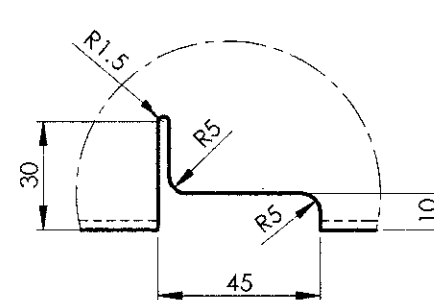
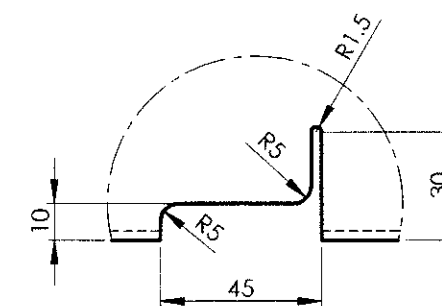
	01-2020	
DATE OF LATEST ALT.	DATE OF FIRST ISSUE	AME/SME

ALL DIMENSIONS ARE IN mm UNLESS OTHERWISE SPECIFIED. FOR UNTOLERANCED DIMENSIONS AND ROUGHNESS VALUES, REFER DRAWING NO ICF/STD-9-001.
ANY MANUAL ALTERATION SHALL AUTOMATICALLY RENDER THIS DRAWING INVALID. WELDING SYMBOLS ARE AS PER IS: 813-1986.
WEIGHT GIVEN IN DRAWING IS FOR INDICATIVE PURPOSE ONLY

AAAF14500

▽ ROUGH MACHINED	① ROUGH CLEANED
▽▽ FINISH MACHINED	② BURRS REMOVED
▽▽▽ FINE FINISH MACHINED	③ CHAMFERED

REVISIONS			
ALT.	ZONE	DESCRIPTION	APPROVED & DATE

SECTION A-A
SCALE 1 : 1DETAIL B
SCALE 1 : 2DETAIL C
SCALE 1 : 2

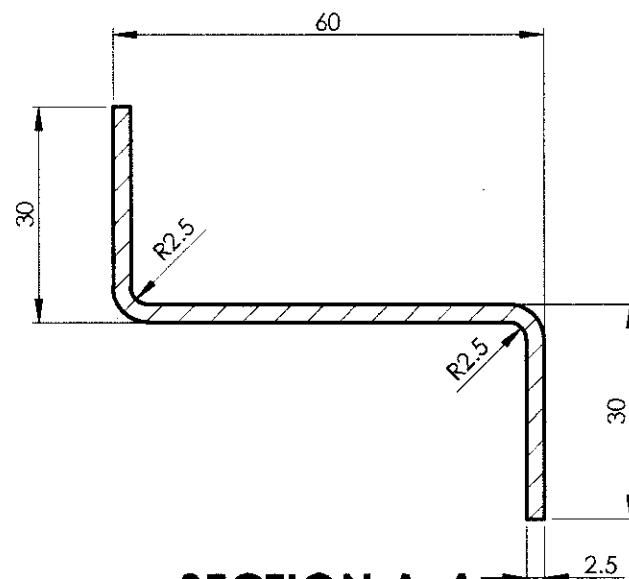
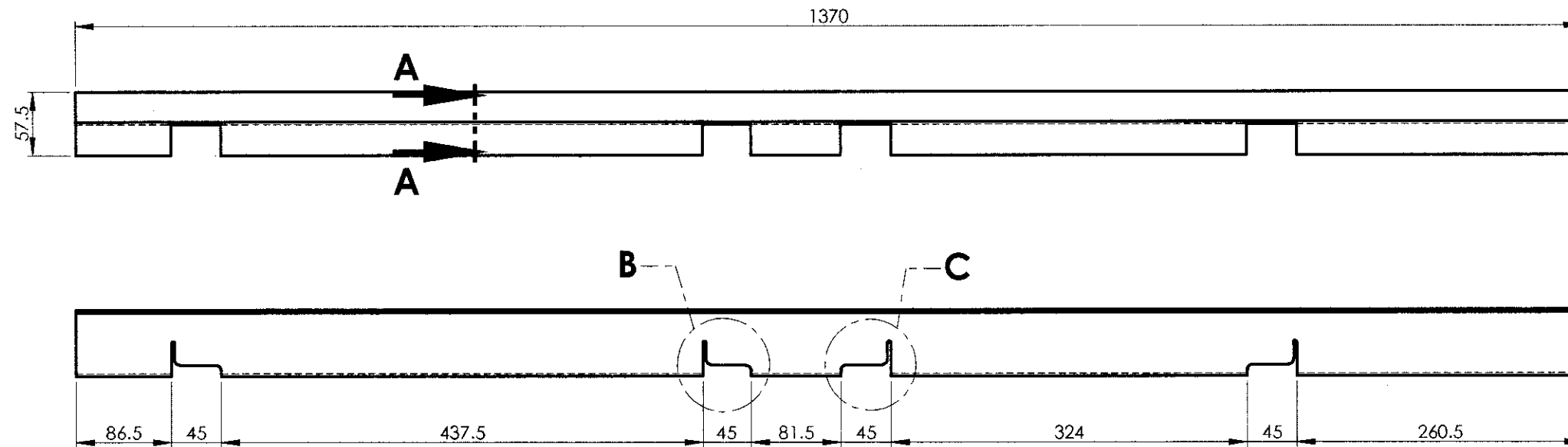
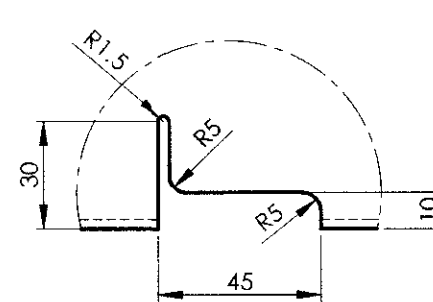
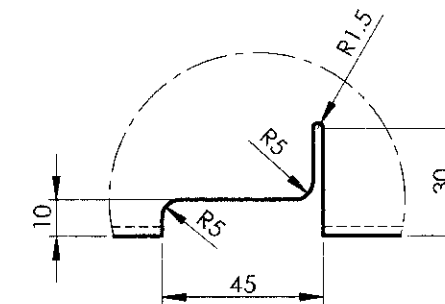
1	HORIZONTAL MEMBER	2.5x110x1370	1		RDSO/SPEC C-K201 X2CrNi12	2.94	
QTY	DESCRIPTION	DIMENSIONS	ITEM NO.	REF. DRGS	MATL.SPEC.	WT/UNIT IN KGS	REMARKS
GROUP: 1-4, SIDEWALL ASSEMBLY.				SURFACE AREA IN Sq.m.:		WT/ASSY IN Kgs:	
HORIZONTAL MEMBER					SCALE 1:5	SSE/D	
					ALT.	CHD	
					DRN	T.UKKIRAPANDIAN	
INDIAN RAILWAY STANDARDS				SHEET 1 OF 1			
INTEGRAL COACH FACTORY, CHENNAI - 600088							
REF.DRG.NO.LH14214, 'a'		28-01-2020				AAAF14500	
DATE OF LATEST ALT.		DATE OF FIRST ISSUE	AME/SME			A3	

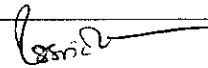
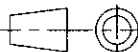
AAAF14501

▽ ROUGH MACHINED	① ROUGH CLEANED
▽▽ FINISH MACHINED	② BURRS REMOVED
▽▽▽ FINE FINISH MACHINED	③ CHAMFERED

REVISIONS

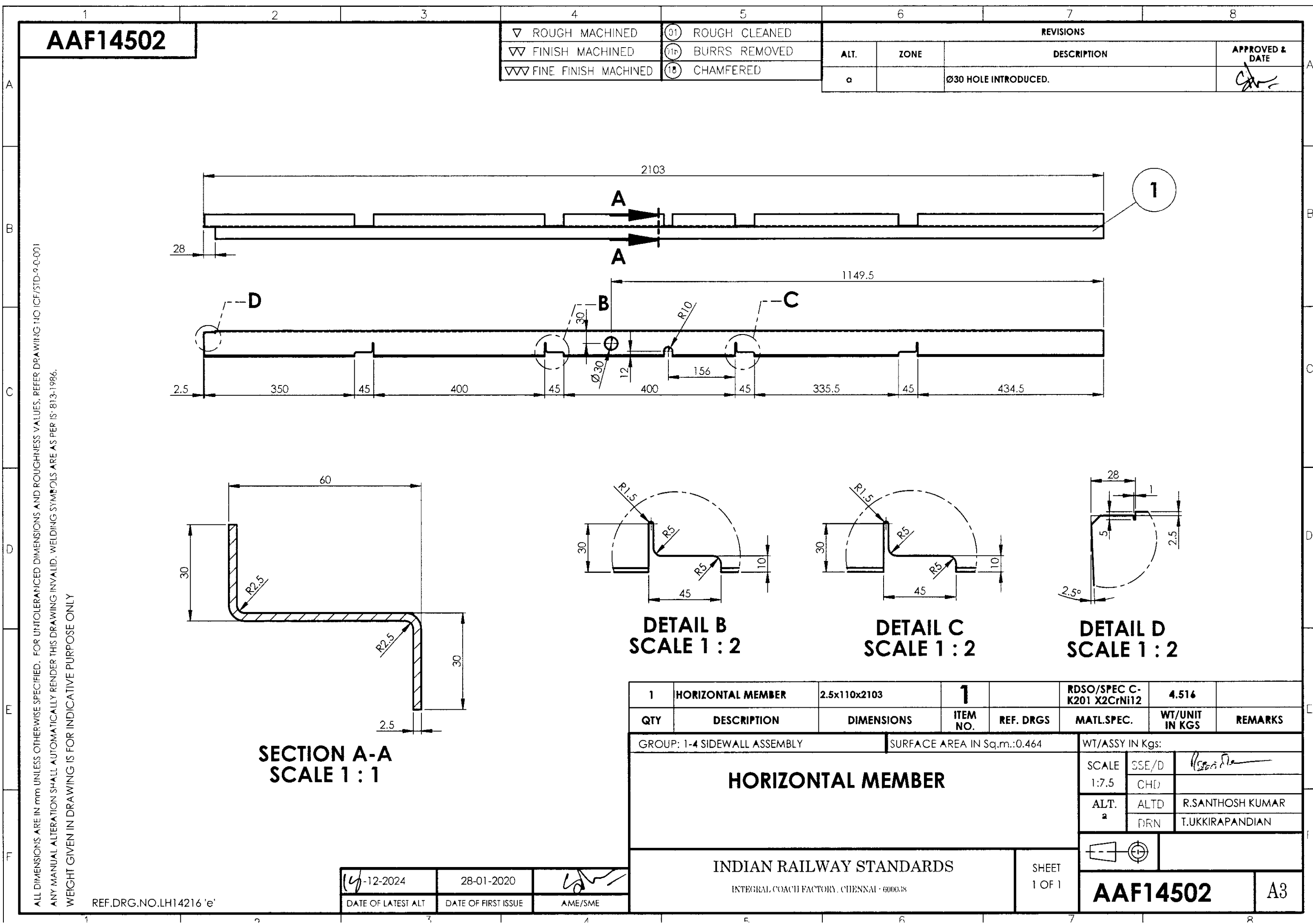
ALT.	ZONE	DESCRIPTION	APPROVED & DATE
------	------	-------------	-----------------

SECTION A-A
SCALE 1 : 1DETAIL B
SCALE 1 : 2DETAIL C
SCALE 1 : 2

1	HORIZONTAL MEMBER	2.5x110x1370	1		RDSO/SPEC C-K201 X2CrNi12	2.93	
QTY	DESCRIPTION	DIMENSIONS	ITEM NO.	REF. DRGS	MATL.SPEC.	WT/UNIT IN KGS	REMARKS
GROUP: 1-4, SIDEWALL ASSEMBLY.		SURFACE AREA IN Sq.m.:			WT/ASSY IN Kgs:		
HORIZONTAL MEMBER					SCALE	SSE/D	
					1:5	CHD	
					ALT.	ALTD	
						DRN	T.UKKIRAPANDIAN
INDIAN RAILWAY STANDARDS				SHEET 1 OF 1			
INTEGRAL COACH FACTORY, CHENNAI - 600038					AAF14501		A3

REF.DRG.NO.LH14215, 1

ALL DIMENSIONS ARE IN mm UNLESS OTHERWISE SPECIFIED. FOR UNTOLERANCED DIMENSIONS AND ROUGHNESS VALUES, REFER DRAWING NO ICF/STD-9-0-001.
ANY MANUAL ALTERATION SHALL AUTOMATICALLY RENDER THIS DRAWING INVALID. WELDING SYMBOLS ARE AS PER IS: 813-1986.
WEIGHT GIVEN IN DRAWING IS FOR INDICATIVE PURPOSE ONLY



AAF14502

▽ ROUGH MACHINED	① ROUGH CLEANED
▽▽ FINISH MACHINED	①① BURRS REMOVED
▽▽▽ FINE FINISH MACHINED	①①① CHAMFERED

REVISIONS			
ALT.	ZONE	DESCRIPTION	APPROVED & DATE
α		Ø30 HOLE INTRODUCED.	<i>[Signature]</i>

ALL DIMENSIONS ARE IN mm UNLESS OTHERWISE SPECIFIED. FOR UNTOLERANCED DIMENSIONS AND ROUGHNESS VALUES, REFER DRAWING HQ ICF/STD-9-Q-001
ANY MANUAL ALTERATION SHALL AUTOMATICALLY RENDER THIS DRAWING INVALID. WELDING SYMBOLS ARE AS PER IS-813-1986.
WEIGHT GIVEN IN DRAWING IS FOR INDICATIVE PURPOSE ONLY

SECTION A-A
SCALE 1 : 1

DETAIL B
SCALE 1 : 2

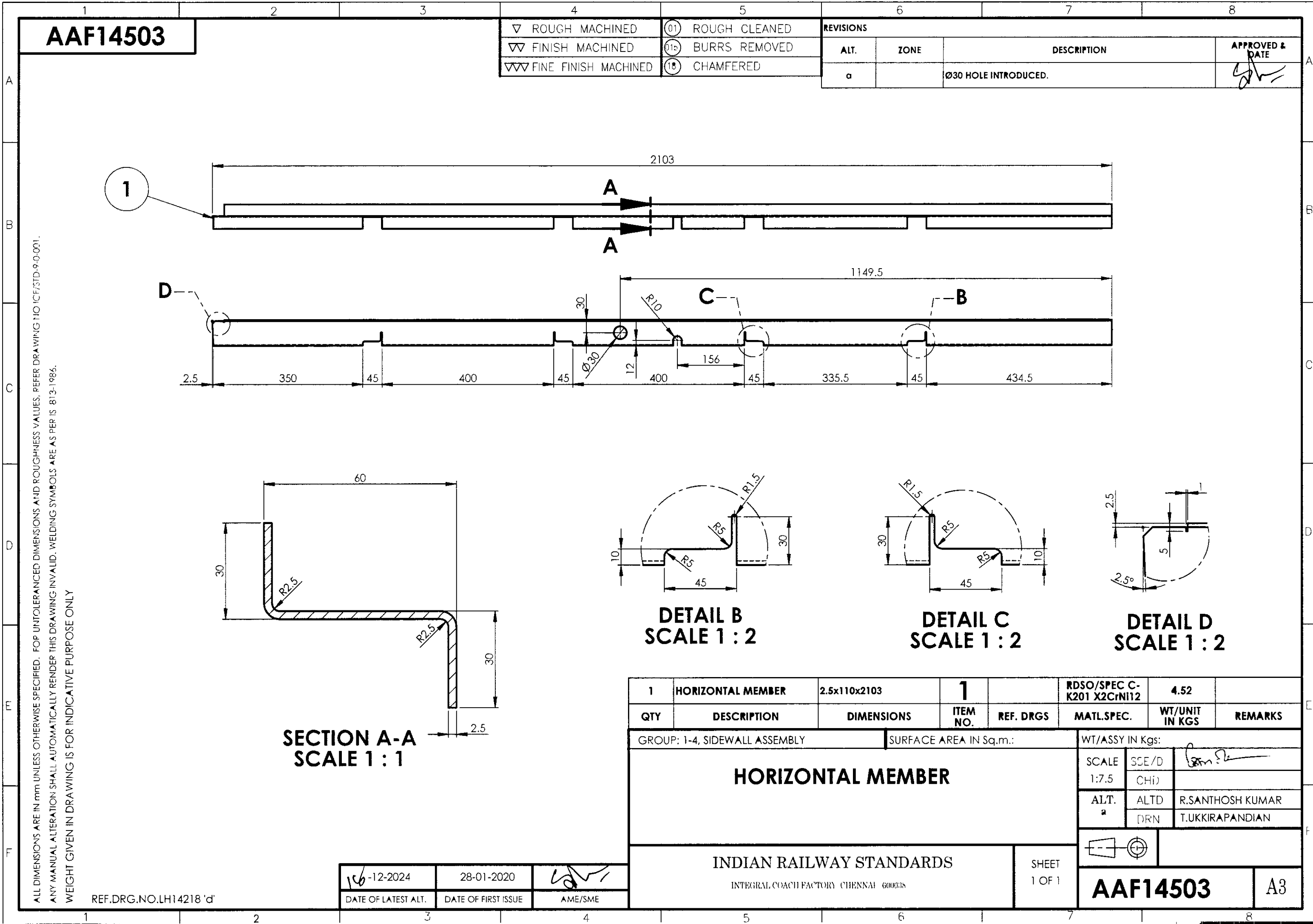
DETAIL C
SCALE 1 : 2

DETAIL D
SCALE 1 : 2

1	HORIZONTAL MEMBER	2.5x110x2103	1		RDSO/SPEC C-K201 X2CrNi12	4.516	
QTY	DESCRIPTION	DIMENSIONS	ITEM NO.	REF. DRGS	MATL.SPEC.	WT/UNIT IN KGS	REMARKS
GROUP: 1-4 SIDEWALL ASSEMBLY				SURFACE AREA IN Sq.m.:0.464		WT/ASSY IN Kgs:	
HORIZONTAL MEMBER					SCALE 1:7.5	SSE/D CHD	<i>[Signature]</i>
					ALT. 2	ALTD DRN	R.SANTHOSH KUMAR
							T.UKKIRAPANDIAN
INDIAN RAILWAY STANDARDS				SHEET 1 OF 1		AAF14502	
INTEGRAL COACH FACTORY, CHENNAI - 600038						A3	


14-12-2024	28-01-2020	<i>[Signature]</i>
DATE OF LATEST ALT	DATE OF FIRST ISSUE	AME/SME

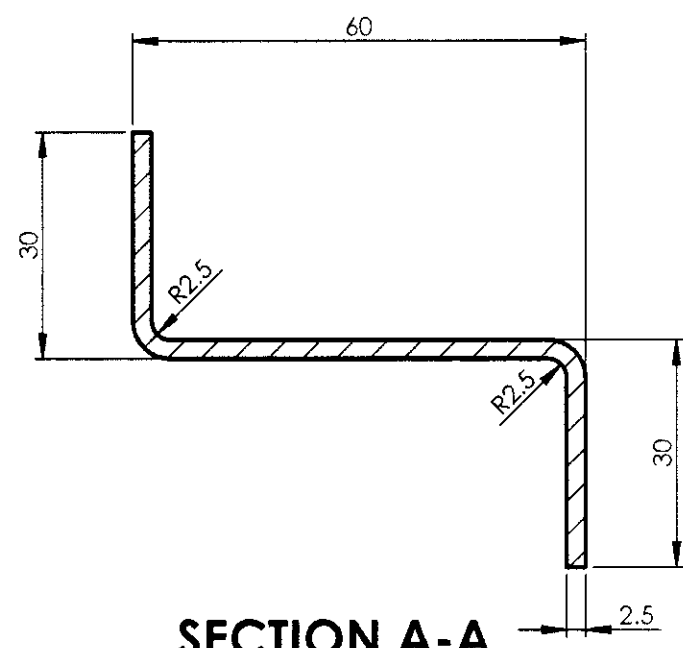
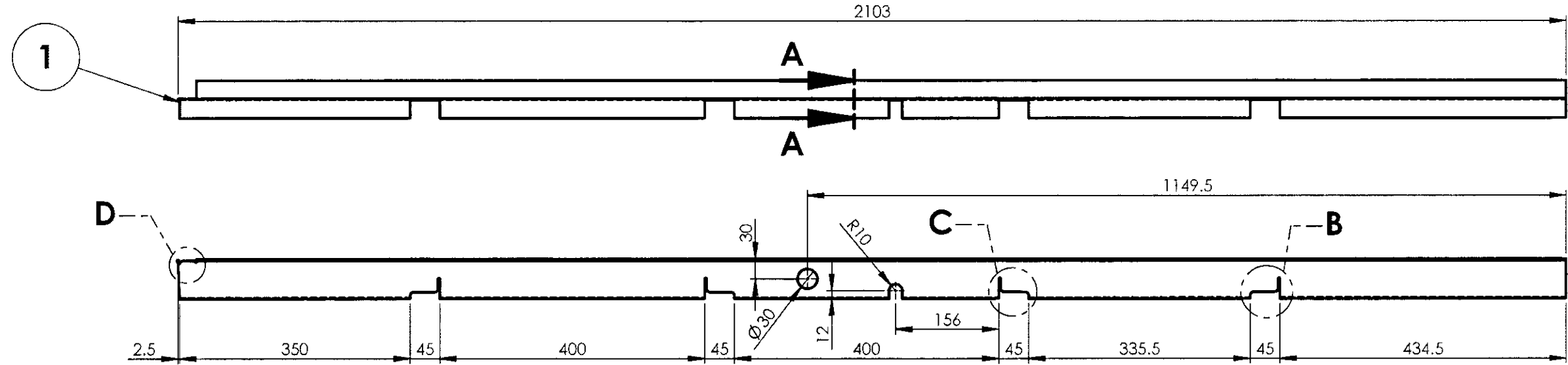
REF.DRG.NO.LH14216 'e'



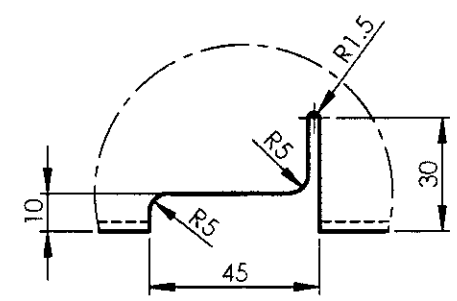
AAF14503

▽ ROUGH MACHINED	① ROUGH CLEANED
▽▽ FINISH MACHINED	①② BURRS REMOVED
▽▽▽ FINE FINISH MACHINED	①③ CHAMFERED

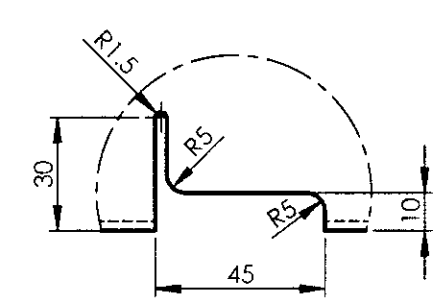
REVISIONS			
ALT.	ZONE	DESCRIPTION	APPROVED & DATE
a		Ø30 HOLE INTRODUCED.	



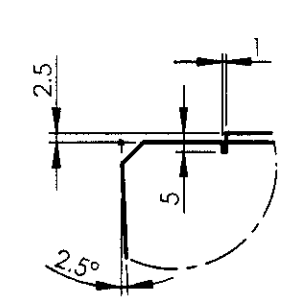
SECTION A-A
SCALE 1 : 1



DETAIL B
SCALE 1 : 2



DETAIL C
SCALE 1 : 2



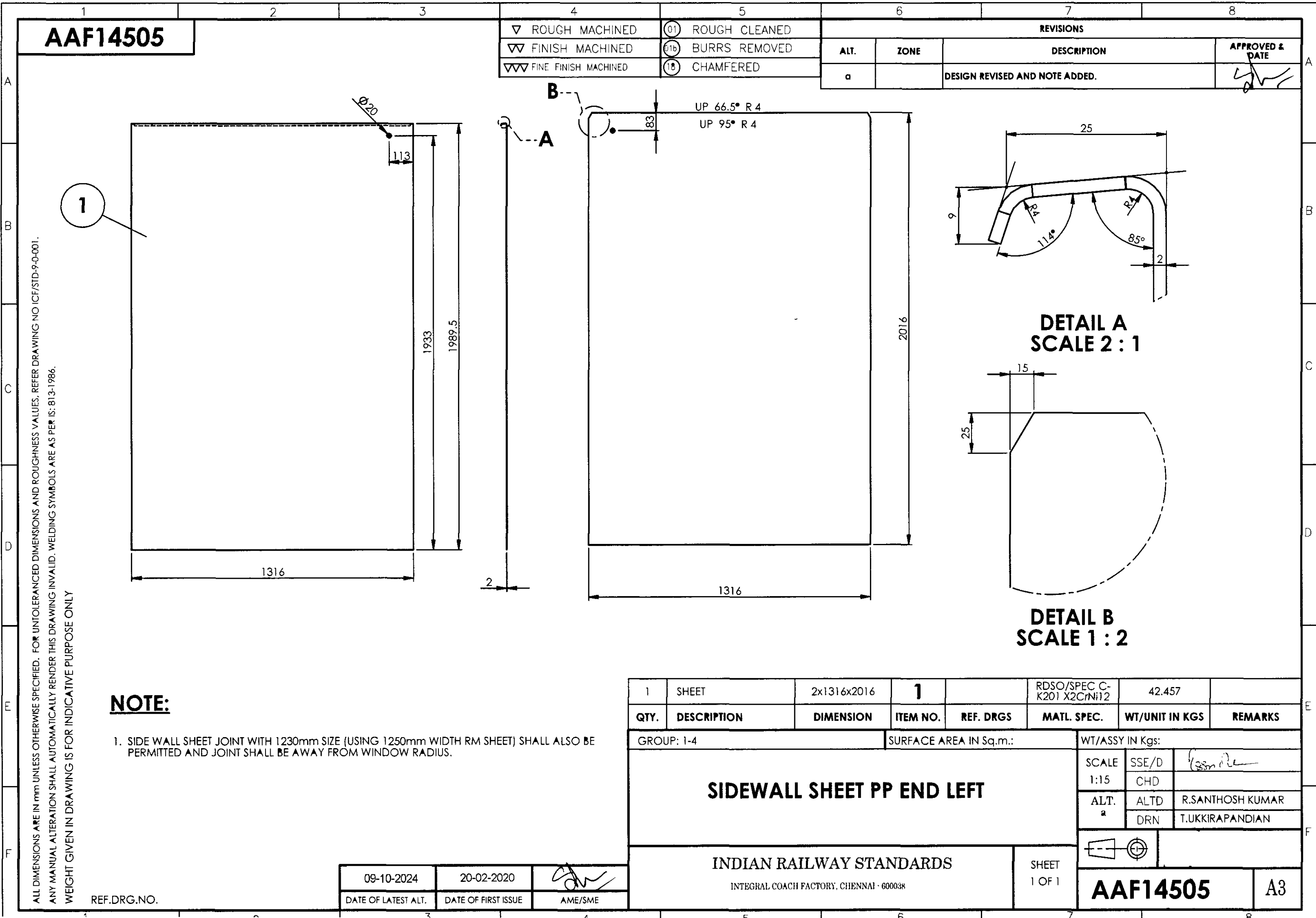
DETAIL D
SCALE 1 : 2

1	HORIZONTAL MEMBER	2.5x110x2103	1		RDSO/SPEC C-K201 X2CrNi12	4.52	
QTY	DESCRIPTION	DIMENSIONS	ITEM NO.	REF. DRGS	MATL.SPEC.	WT/UNIT IN KGS	REMARKS
GROUP: 1-4, SIDEWALL ASSEMBLY				SURFACE AREA IN Sq.m.:		WT/ASSY IN Kgs:	
HORIZONTAL MEMBER					SCALE 1:7.5	SSE/D CHI)	
					ALT. a	ALTD DRN	R.SANTHOSH KUMAR T.UKKIRAPANDIAN
					INDIAN RAILWAY STANDARDS INTEGRAL COACH FACTORY CHENNAI 600038		
SHEET 1 OF 1					AAF14503		

16-12-2024	28-01-2020	
DATE OF LATEST ALT.	DATE OF FIRST ISSUE	AME/SME

REF.DRG.NO.LH14218 'd'

ALL DIMENSIONS ARE IN mm UNLESS OTHERWISE SPECIFIED. FOR UNTOLERANCED DIMENSIONS AND ROUGHNESS VALUES, REFER DRAWING HQ ICE/STD-9-0-001. ANY MANUAL ALTERATION SHALL AUTOMATICALLY RENDER THIS DRAWING INVALID. WELDING SYMBOLS ARE AS PER IS 813-1986. WEIGHT GIVEN IN DRAWING IS FOR INDICATIVE PURPOSE ONLY



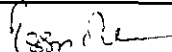
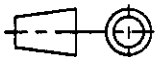
ALL DIMENSIONS ARE IN mm UNLESS OTHERWISE SPECIFIED. FOR UNTOLERANCED DIMENSIONS AND ROUGHNESS VALUES, REFER DRAWING NO ICF/STD-9-0-001.
ANY MANUAL ALTERATION SHALL AUTOMATICALLY RENDER THIS DRAWING INVALID. WELDING SYMBOLS ARE AS PER IS: 813-1986.
WEIGHT GIVEN IN DRAWING IS FOR INDICATIVE PURPOSE ONLY

NOTE:

- 1. SIDE WALL SHEET JOINT WITH 1230mm SIZE (USING 1250mm WIDTH RM SHEET) SHALL ALSO BE PERMITTED AND JOINT SHALL BE AWAY FROM WINDOW RADIUS.

REF.DRG.NO.

09-10-2024	20-02-2020	
DATE OF LATEST ALT.	DATE OF FIRST ISSUE	AME/SME

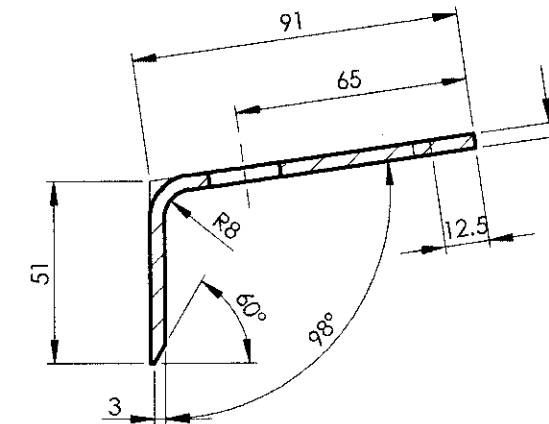
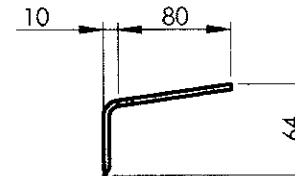
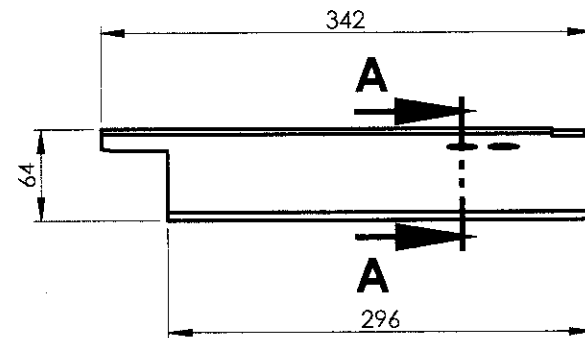
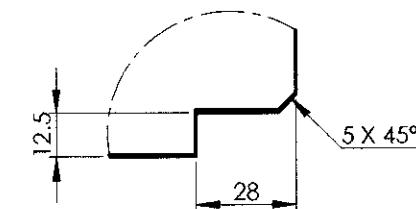
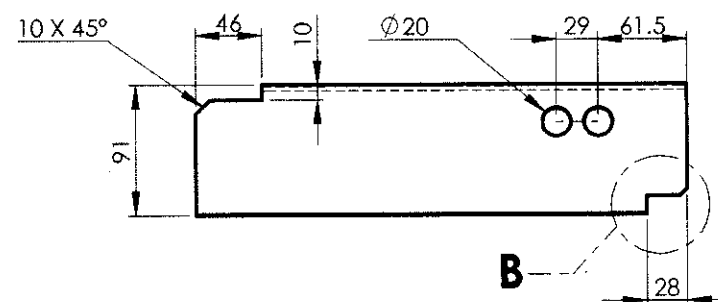
1	SHEET	2x1316x2016	1		RDSO/SPEC C-K201 X2CrNi12	42.457	
QTY.	DESCRIPTION	DIMENSION	ITEM NO.	REF. DRGS	MATL. SPEC.	WT/UNIT IN KGS	REMARKS
GROUP: 1-4			SURFACE AREA IN Sq.m.:		WT/ASSY IN Kgs:		
SIDEWALL SHEET PP END LEFT					SCALE	SSE/D	
					1:15	CHD	
					ALT.	ALTD	R.SANTHOSH KUMAR
					a	DRN	T.UKKIRAPANDIAN
INDIAN RAILWAY STANDARDS INTEGRAL COACH FACTORY, CHENNAI - 600038				SHEET 1 OF 1			
					AAF14505		A3

AA114522

▽ ROUGH MACHINED	①1 ROUGH CLEANED
▽▽ FINISH MACHINED	①1b BURRS REMOVED
▽▽▽ FINE FINISH MACHINED	①8 CHAMFERED

REVISIONS

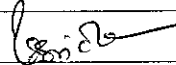
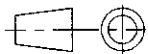
ALT.	ZONE	DESCRIPTION	APPROVED & DATE
------	------	-------------	-----------------

SECTION A-A
SCALE 1 : 2DETAIL B
SCALE 1 : 2

ALL DIMENSIONS ARE IN mm UNLESS OTHERWISE SPECIFIED. FOR UNTOLERANCED DIMENSIONS AND ROUGHNESS VALUES, REFER DRAWING NO ICF/STD-9-0-001.
ANY MANUAL ALTERATION SHALL AUTOMATICALLY RENDER THIS DRAWING INVALID. WELDING SYMBOLS ARE AS PER IS: 813-1986.
WEIGHT GIVEN IN DRAWING IS FOR INDICATIVE PURPOSE ONLY

REF.DRG.NO.LH14112 'a'

	28-01-2020	
DATE OF LATEST ALT.	DATE OF FIRST ISSUE	AME/SME

1	STIFFENING ANGLE - LH	4x135x342	1		RDSO/SPEC C-K201 X2CrNi12	1.354	
QTY	DESCRIPTION	DIMENSIONS	ITEM NO.	REF. DRGS	MATL.SPEC.	WT/UNIT IN KGS	REMARKS
GROUP: 1-4			SURFACE AREA IN Sq.m.:0.089		WT/ASSY IN Kgs:		
STIFFENING ANGLE - LH					SCALE	SSE/D	
					1:5	CHD	
					ALT.	ALTD	
						DRN	T.UKKIRAPANDIAN
INDIAN RAILWAY STANDARDS INTEGRAL COACH FACTORY, CHENNAI - 600088							
					SHEET 1 OF 1		AAF14522

AAf14738

▽ ROUGH MACHINED
▽▽ FINISH MACHINED
▽▽▽ FINE FINISH MACHINED

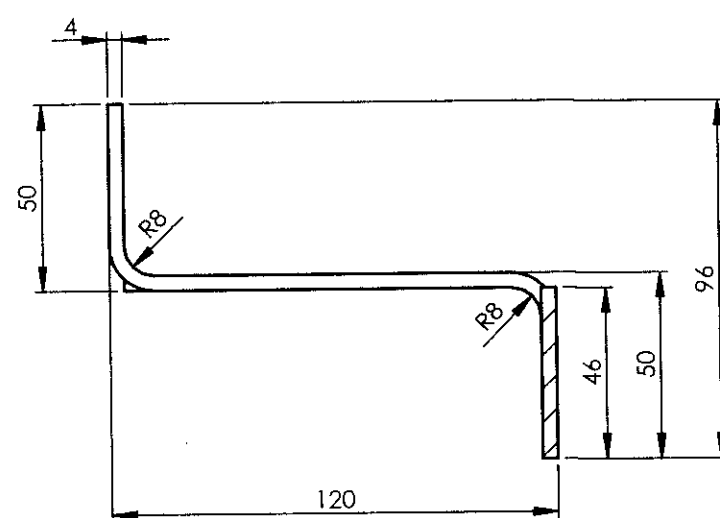
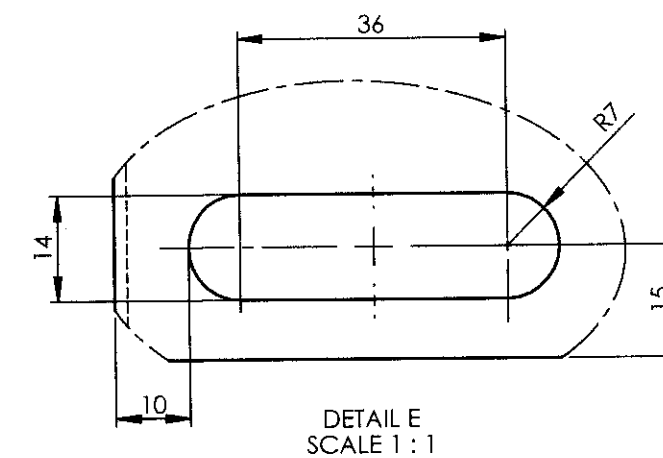
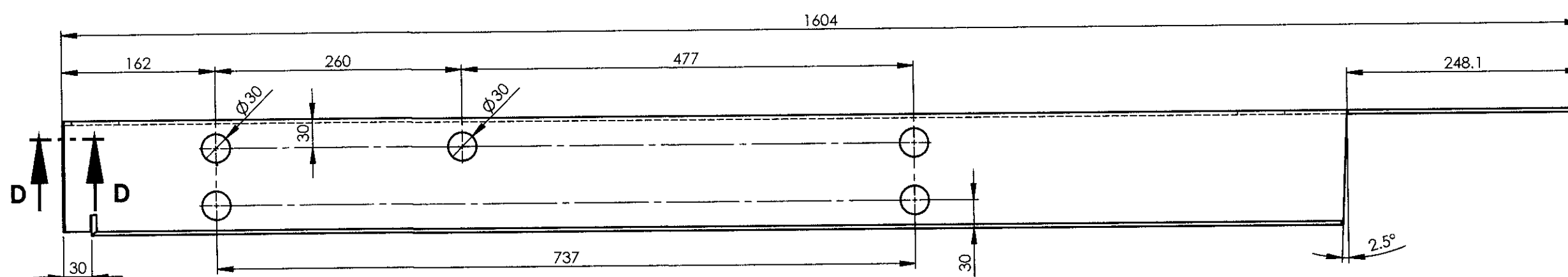
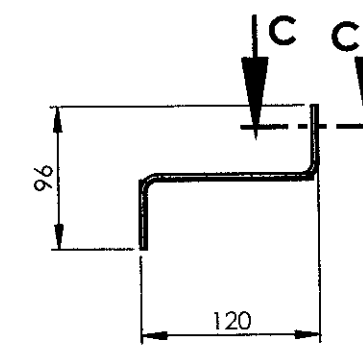
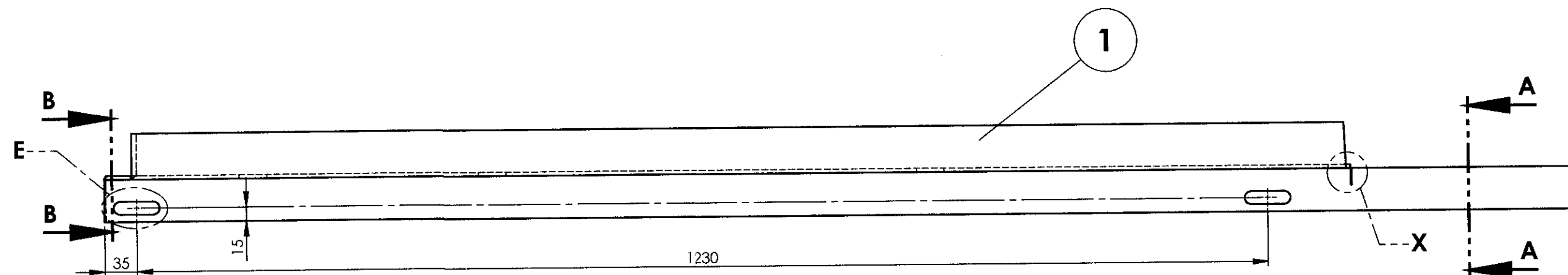
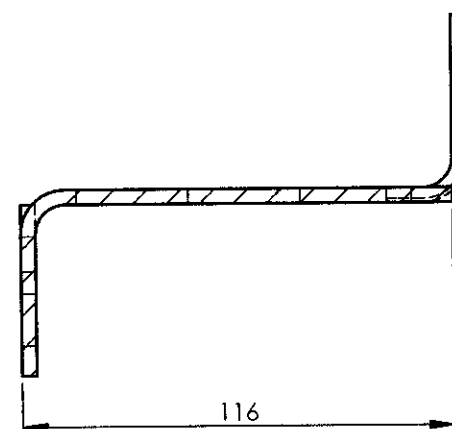
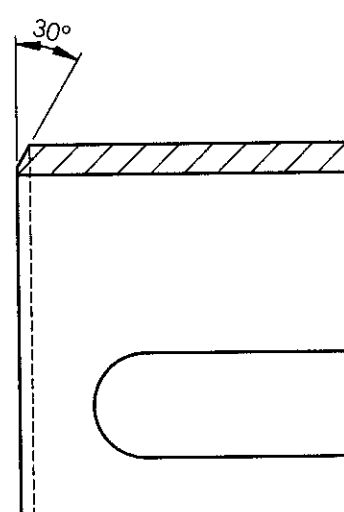
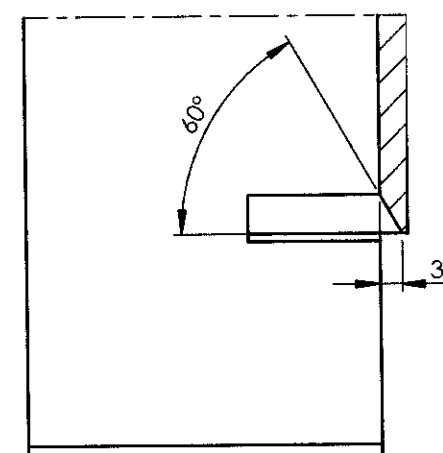
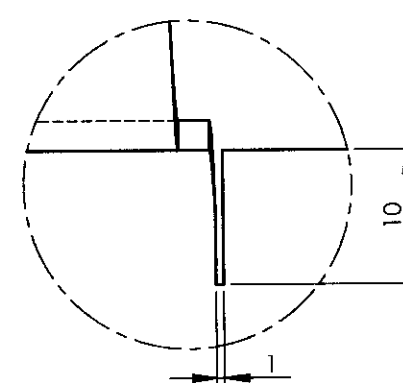
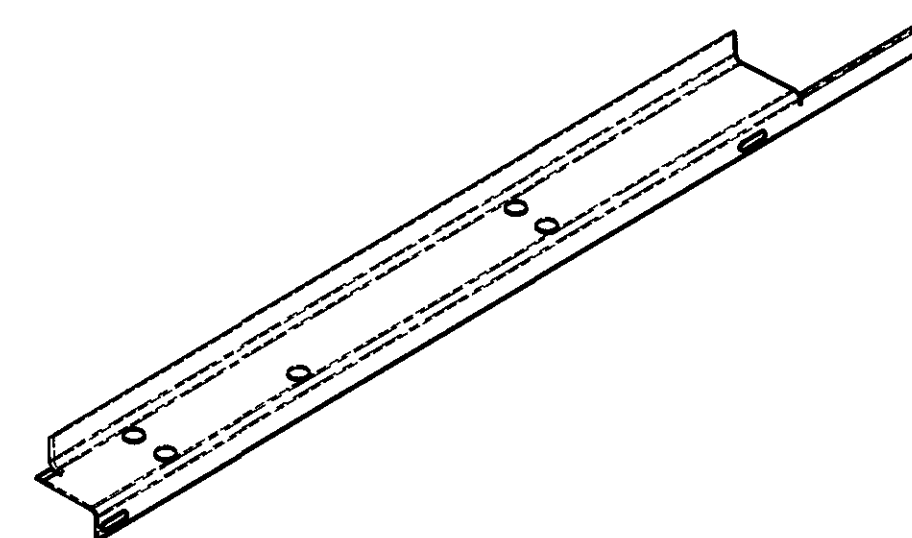
① ROUGH CLEANED
①b BURRS REMOVED
①8 CHAMFERED

REVISIONS


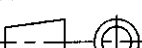
ALT.

ZONE

DESCRIPTION

APPROVED &
DATESECTION A-A
SCALE 1 : 2SECTION B-B
SCALE 1 : 2SECTION D-D
SCALE 1 : 1SECTION C-C
SCALE 1 : 1DETAIL X
SCALE 1 : 1

ISOMETRIC VIEW

1	ROOF FLANGE	4x203x1604	1		RDSO/SPEC C-K201 X2CrNi12	8.964	
QTY	DESCRIPTION	DIMENSIONS	ITEM NO.	REF. DRGS	MATL. SPEC.	WT/UNIT IN KGS	REMARKS
GROUP: 1-4			SURFACE AREA IN Sq.m.: 0.578			WT/ASSY IN Kgs:	
ROOF FLANGE					SCALE 1:5	SSE/D	
						CHD	
					ALT	ALTD	
						DRN	T.UKKIRAPANDIAN
INDIAN RAILWAY STANDARDS INTEGRAL COACH FACTORY, CHENNAI - 600038							
					SHEET 1 OF 1	AAF14738	A2

DATE OF LATEST ALT.	20-02-2020	AME/SME
DATE OF FIRST ISSUE		

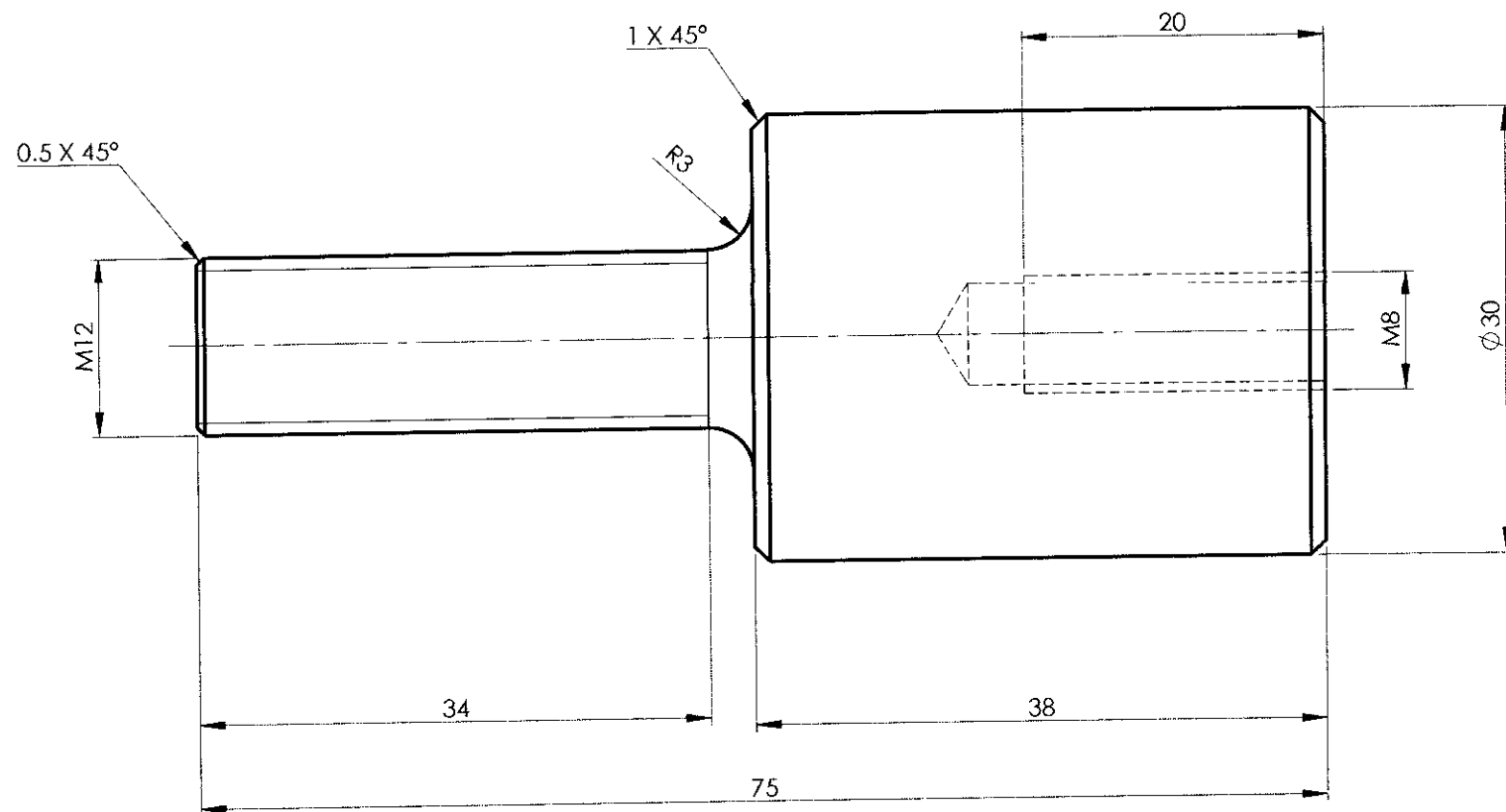
REF.DRG.NO.2 10113.0.20.113.122 Alt qR1/-

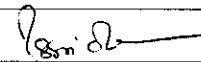
ALL DIMENSIONS ARE IN mm UNLESS OTHERWISE SPECIFIED. FOR UNTOLERANCED DIMENSIONS AND ROUGHNESS VALUES, REFER DRAWING NO. ICF/STD-9-0001.
ANY MANUAL ALTERATION SHALL AUTOMATICALLY RENDER THIS DRAWING INVALID. WELDING SYMBOLS ARE AS PER IS:813-1986. WEIGHT GIVEN IN DRAWING IS FOR INDICATIVE PURPOSE ONLY

AAf14744

▽ ROUGH MACHINED	① ROUGH CLEANED
▽▽ FINISH MACHINED	② BURRS REMOVED
▽▽▽ FINE FINISH MACHINED	③ CHAMFERED

REVISIONS			
ALT.	ZONE	DESCRIPTION	APPROVED & DATE



1	SCREWING PIECE	ø30x75	1		IS:6603-72 04Cr18Ni10	0.24	
QTY	DESCRIPTION	DIMENSIONS	ITEM NO.	REF. DRGS	MATL.SPEC.	WT/UNIT IN KGS	REMARKS
GROUP: 1-4		SURFACE AREA IN Sq.m.:			WT/ASSY IN Kgs:		
SCREWING PIECE					SCALE	SSE/D	
					2:1	CHD	
					ALT.	ALTD	
						DRN	T.UKKIRAPANDIAN
					INDIAN RAILWAY STANDARDS INTEGRAL COACH FACTORY, CHENNAI - 600038		
AAf14744		A3					

ALL DIMENSIONS ARE IN mm UNLESS OTHERWISE SPECIFIED. FOR UNTOLERANCED DIMENSIONS AND ROUGHNESS VALUES, REFER DRAWING NO ICF/STD-9-0-001.
ANY MANUAL ALTERATION SHALL AUTOMATICALLY RENDER THIS DRAWING INVALID. WELDING SYMBOLS ARE AS PER IS: 813-1986.
WEIGHT GIVEN IN DRAWING IS FOR INDICATIVE PURPOSE ONLY

REF.DRG.NO.LH14233

-	13-02-2020	
DATE OF LATEST ALT.	DATE OF FIRST ISSUE	AME/SME

AAG14749

▽ ROUGH MACHINED	① ROUGH CLEANED
▽▽ FINISH MACHINED	①b BURRS REMOVED
▽▽▽ FINE FINISH MACHINED	①8 CHAMFERED

REVISIONS

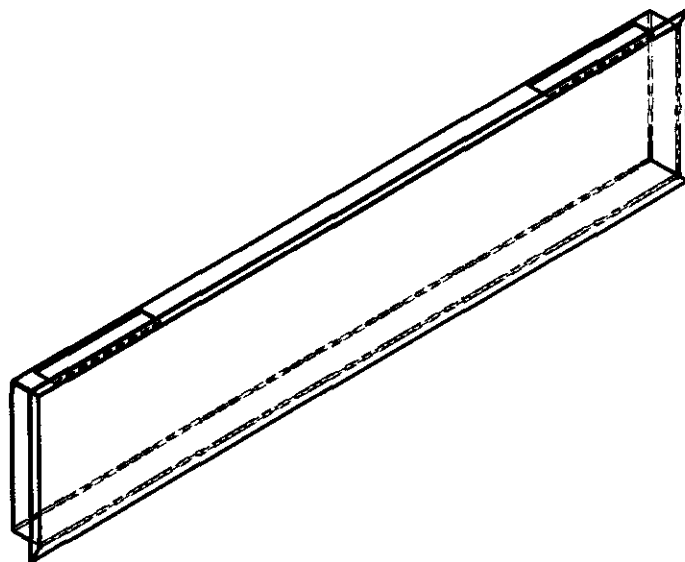

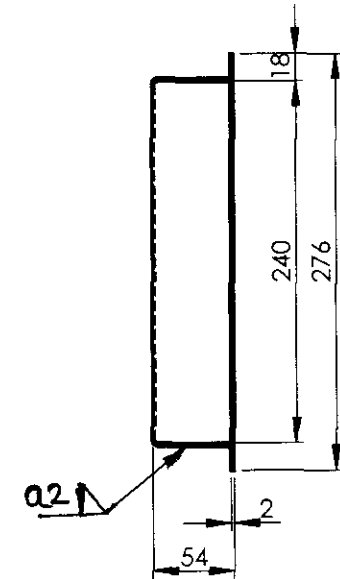
ALT.

ZONE

DESCRIPTION

APPROVED &
DATE

1



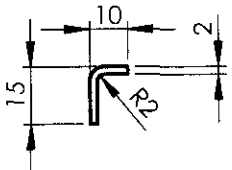
1	HOUSING FOR LED DESTINATION BOARD	2x372x1326	1		RDSO SPEC C- K201 X2 Cr Ni 12	7.47	
QTY	DESCRIPTION	DIMENSIONS	ITEM NO.	REF. DRGS	MATL.SPEC.	WT/UNIT IN KGS	REMARKS
GROUP: 1-4 Body Side Walls				SURFACE AREA IN Sq.m.:		WT/ASSY IN Kgs:	
HOUSING FOR LED DESTINATION BOARD					SCALE 1:10	SSE/D CHD	
					ALT.	ALTD	
						DRN	G.VIMALA
INDIAN RAILWAY STANDARDS				SHEET 1 OF 1		AAG14749	
INTEGRAL COACH FACTORY, CHENNAI - 600038						A3	
-	30-05-2021						
DATE OF LATEST ALT.	DATE OF FIRST ISSUE	AME/SME					

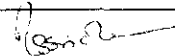

ALL DIMENSIONS ARE IN mm UNLESS OTHERWISE SPECIFIED. FOR UNTOLERANCED DIMENSIONS AND ROUGHNESS VALUES, REFER DRAWING NO ICF/STD-9-0-001.
ANY MANUAL ALTERATION SHALL AUTOMATICALLY RENDER THIS DRAWING INVALID. WELDING SYMBOLS ARE AS PER IS: 813-1986.
WEIGHT GIVEN IN DRAWING IS FOR INDICATIVE PURPOSE ONLY

REF.DRG.NO.-

1		2		3		4		5		6		7		8		
AAG14750				▽ ROUGH MACHINED		(C1) ROUGH CLEANED		REVISIONS								
				▽▽ FINISH MACHINED		(01b) BURRS REMOVED		ALT.		ZONE		DESCRIPTION			APPROVED & DATE	
				▽▽▽ FINE FINISH MACHINED		(18) CHAMFERED										
<div>A B C D E F</div> <div><div>ALL DIMENSIONS ARE IN mm UNLESS OTHERWISE SPECIFIED. FOR UNTOLERANCED DIMENSIONS AND ROUGHNESS VALUES REFER DRAWING NO ICF/STD-9-0-001. ANY MANUAL ALTERATION SHALL AUTOMATICALLY RENDER THIS DRAWING INVALID. WELDING SYMBOLS ARE AS PER IS: 813-1986. WEIGHT GIVEN IN DRAWING IS FOR INDICATIVE PURPOSE ONLY</div><div><div><div><div>1</div><div>1163</div></div><div><div>10</div><div>2</div><div>15</div><div>R</div></div></div></div><div><div><div>1</div><div>ANGLE</div><div>2x21x1163</div><div>1</div><div></div><div>RDSO SPEC C-K201 X2 Cr Ni 12</div><div>0.40</div><div></div></div><div><div>QTY</div><div>DESCRIPTION</div><div>DIMENSIONS</div><div>ITEM NO.</div><div>REF. DRGS</div><div>MATL.SPEC.</div><div>WT/UNIT IN KGS</div><div>REMARKS</div></div><div><div>GROUP: 1-4 Body Side Walls</div><div>SURFACE AREA IN Sq.m.:<div>ANGLE</div></div><div>WT/ASSY IN Kgs:<div><div>SCALE 1:10</div><div>SSE/D CHD</div><div>ALT. ALT D</div><div>DRN G.VIMALA</div></div></div></div><div><div>INDIAN RAILWAY STANDARDS</div><div>INTEGRAL COACH FACTORY, CHENNAI - 600038</div><div>SHEET 1 OF 1</div><div><div><div>-</div><div>DATE OF LATEST ALT.</div></div><div><div>30 -06-2021</div><div>DATE OF FIRST ISSUE</div></div><div><div></div><div>AME/SME</div></div></div><div><div>AAG14750</div><div>A3</div></div></div></div></div>																

REVISIONS			
ALT.	ZONE	DESCRIPTION	APPROVED & DATE

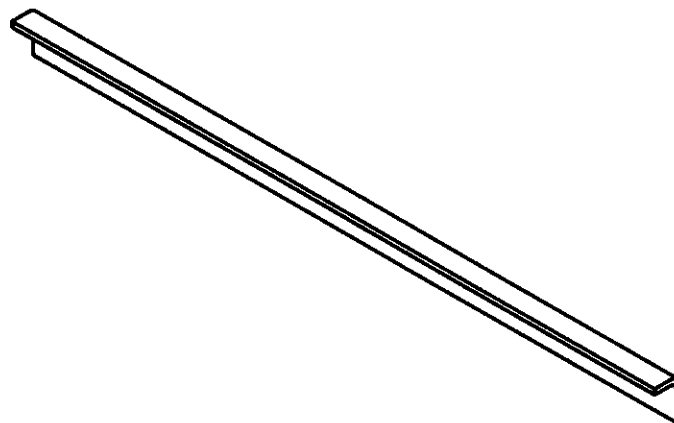
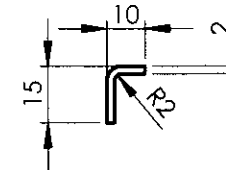
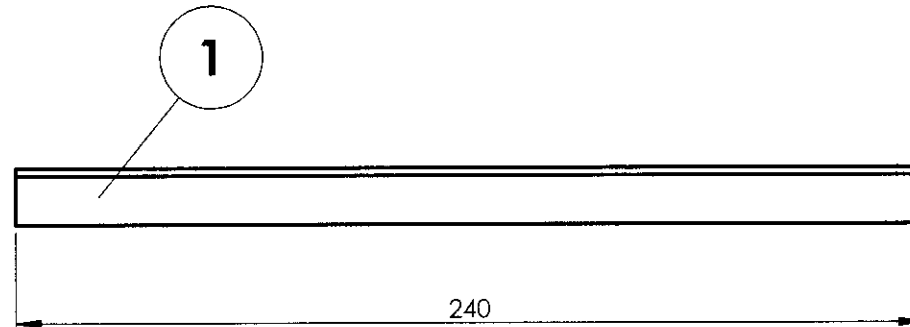


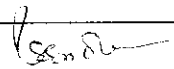
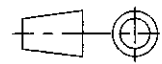
1	ANGLE	2x21x1163	1		RDSO SPEC C- K201 X2 Cr Ni 12	0.40	
QTY	DESCRIPTION	DIMENSIONS	ITEM NO.	REF. DRGS	MATL.SPEC.	WT/UNIT IN KGS	REMARKS
GROUP: 1-4 Body Side Walls		SURFACE AREA IN Sq.m.:			WT/ASSY IN Kgs:		
ANGLE					SCALE	SSE/D	
					1:10	CHD	
					ALT.	ALTD	
						DRN	G.VIMALA
INDIAN RAILWAY STANDARDS INTEGRAL COACH FACTORY, CHENNAI - 600088				SHEET 1 OF 1			
					AAG14750		A3

AAG14751

▽ ROUGH MACHINED	① ROUGH CLEANED
▽▽ FINISH MACHINED	② BURRS REMOVED
▽▽▽ FINE FINISH MACHINED	③ CHAMFERED

REVISIONS			
ALT.	ZONE	DESCRIPTION	APPROVED & DATE




1	ANGLE	2x21x240	1		RDSO SPEC C-K201 X2 Cr Ni 12	0.08	
QTY	DESCRIPTION	DIMENSIONS	ITEM NO.	REF. DRGS	MATL.SPEC.	WT/UNIT IN KGS	REMARKS
GROUP: 1-4 Body Side Walls		SURFACE AREA IN Sq.m.:			WT/ASSY IN Kgs:		
ANGLE				SCALE	SSE/D		
				1:10	CHD		
				ALT.	ALTD		
					DRN	G.VIMALA	
INDIAN RAILWAY STANDARDS							
INTEGRAL COACH FACTORY, CHENNAI - 600038				SHEET 1 OF 1		AAG14751	A3

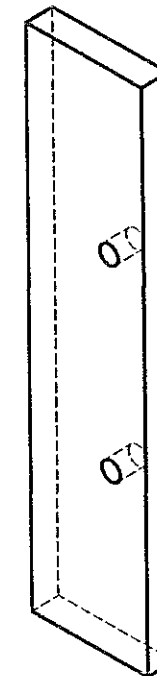
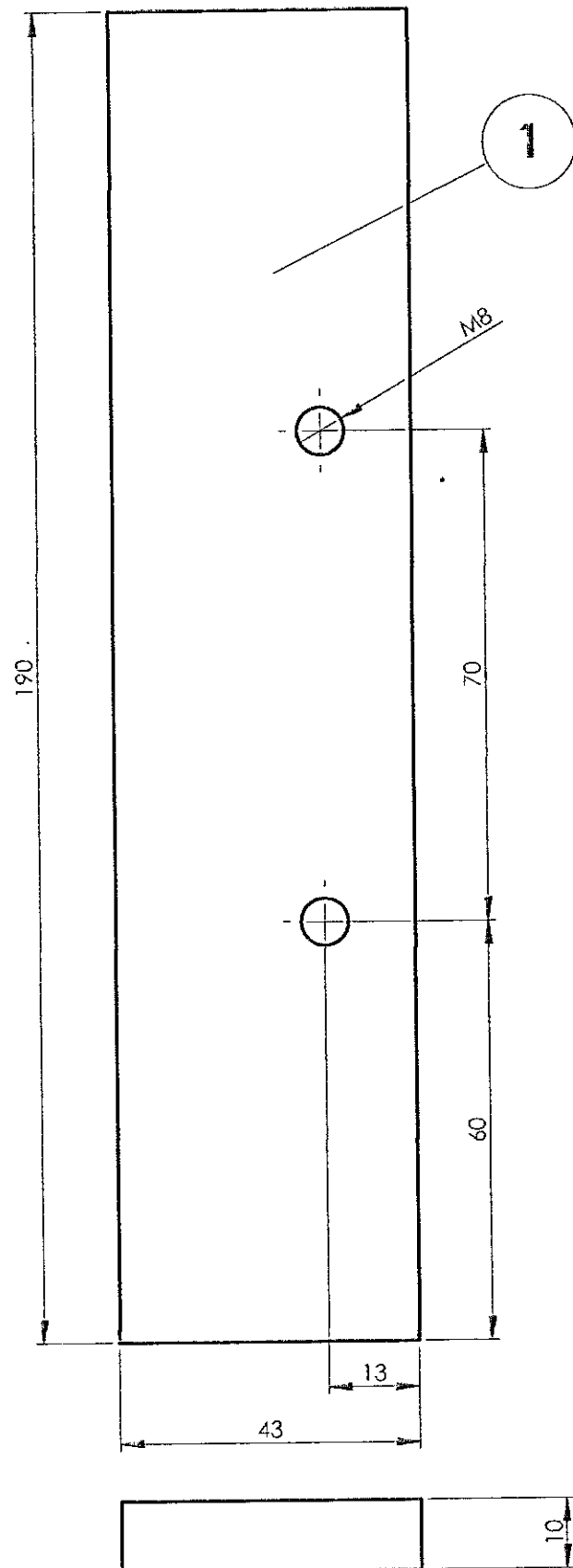
ALL DIMENSIONS ARE IN mm UNLESS OTHERWISE SPECIFIED. FOR UNTOLERANCED DIMENSIONS AND ROUGHNESS VALUES, REFER DRAWING NO ICF/STD-9-0-001.
ANY MANUAL ALTERATION SHALL AUTOMATICALLY RENDER THIS DRAWING INVALID. WELDING SYMBOLS ARE AS PER IS: 813-1986.
WEIGHT GIVEN IN DRAWING IS FOR INDICATIVE PURPOSE ONLY

REF.DRG.NO.-

AAG14752

▽ ROUGH MACHINED	① ROUGH CLEANED
▽▽ FINISH MACHINED	①b BURRS REMOVED
▽▽▽ FINE FINISH MACHINED	①8 CHAMFERED

REVISIONS			
ALT.	ZONE	DESCRIPTION	APPROVED & DATE
a		NOTE-1 ADDED.	



NOTE:

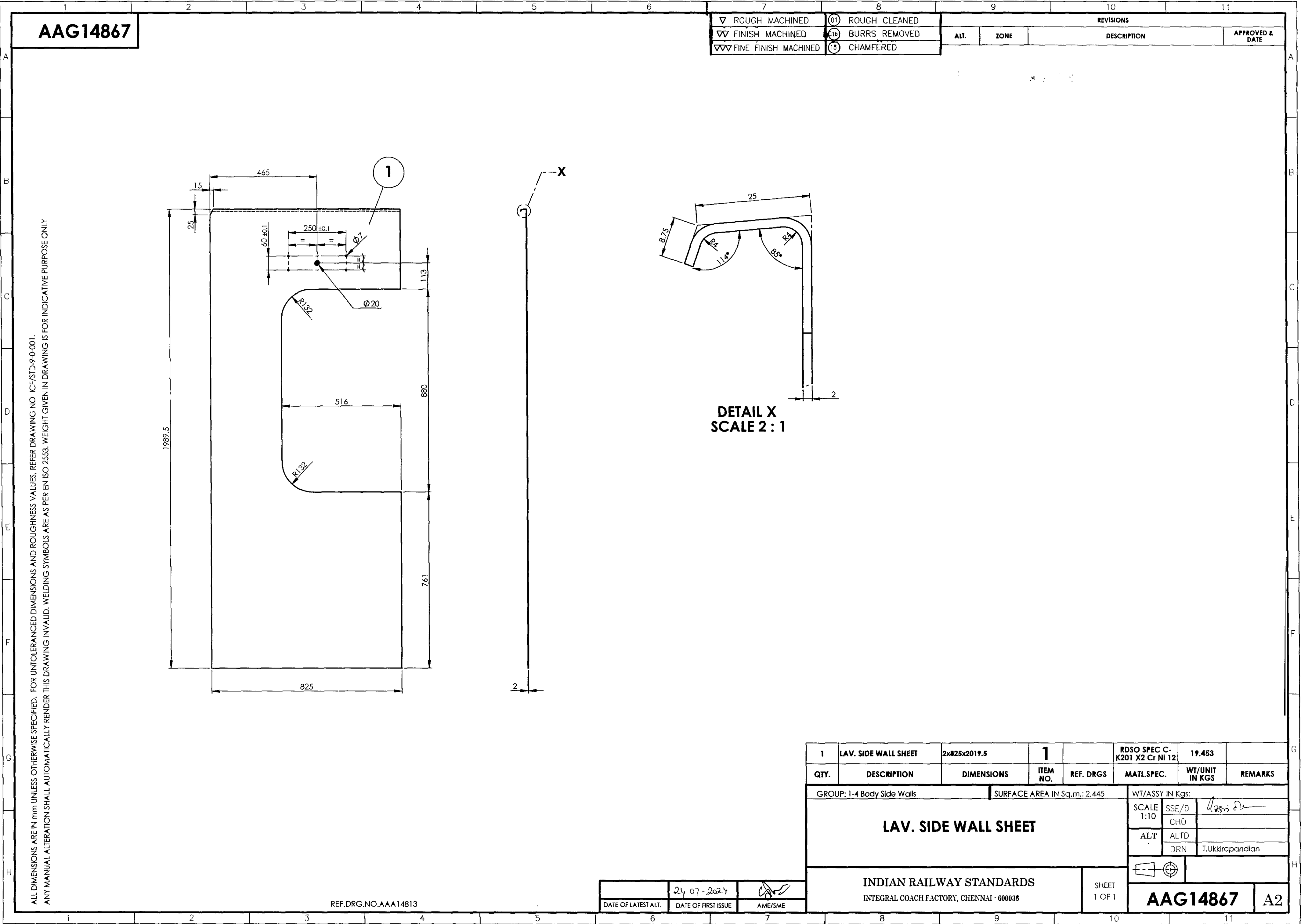
1. ALTERNATIVELY AISI 304 / SS 304 (X02Cr19Ni10) / IS 6911(X04Cr19Ni9) ARE ALSO ACCEPTABLE.

1	FLAT	10x43x190	1		RDSO SPEC C-K201 X5 Cr Ni 18 10	0.65	
QTY	DESCRIPTION	DIMENSIONS	ITEM NO.	REF. DRGS	MATL.SPEC.	WT/UNIT IN KGS	REMARKS
GROUP: 1-4 Body Side Walls				SURFACE AREA IN Sq.m :		WT/ASSY IN Kgs:	
FLAT					SCALE 1:1	SS- / J C - J	
					ALT. a	A. I. J D-R	RAVI G.VIMALA
INDIAN RAILWAY STANDARDS				SHEET 1 OF 1		AAG14752	
INTEGRAL COACH FACTORY CHENNAI 600038						A3	

11-02-2026	30-06-2021	
DATE OF LATEST ALT.	DATE OF FIRST ISSUE	AME/SME

REF.DRG.NO.-

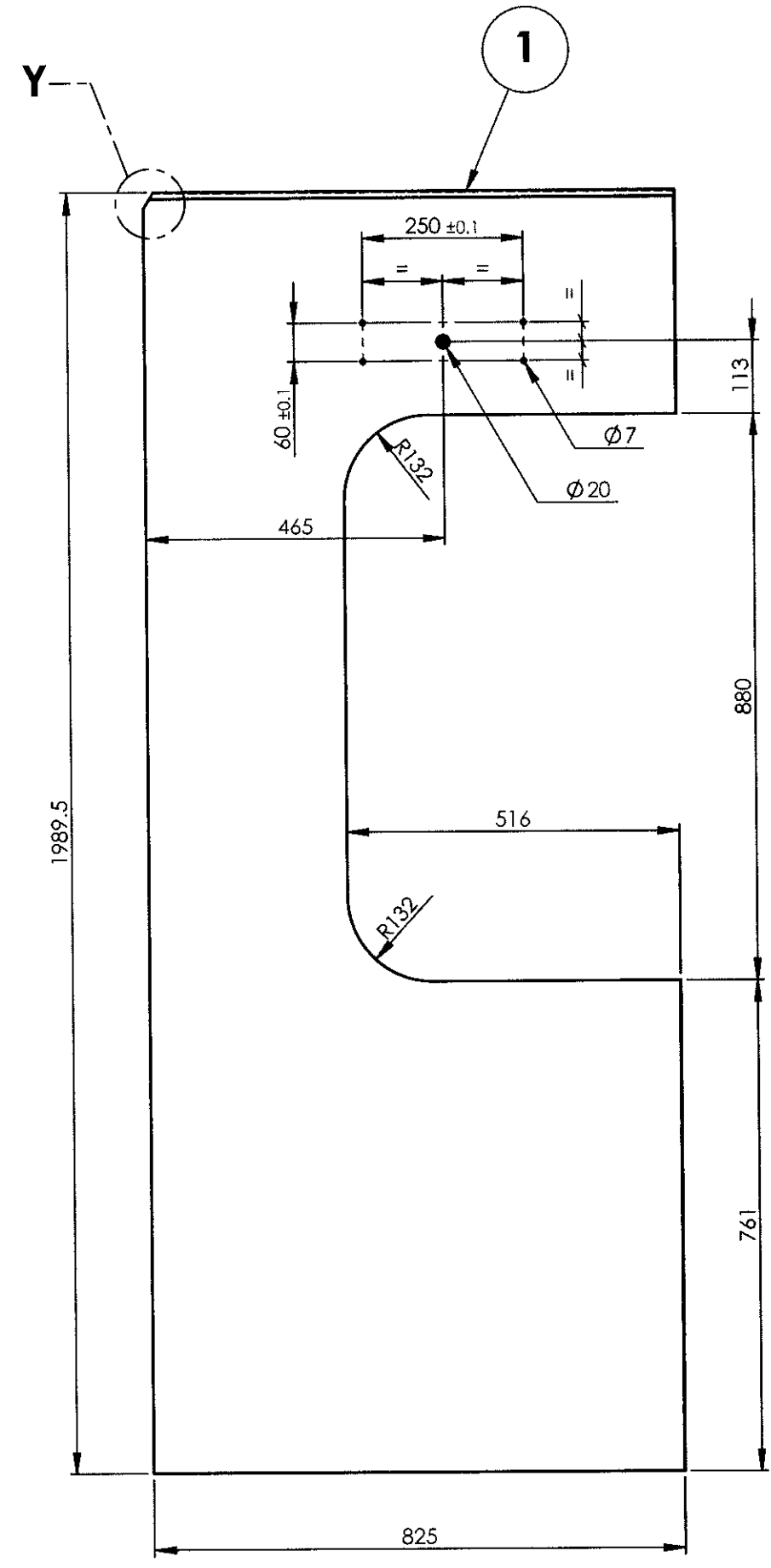
ALL DIMENSIONS ARE IN mm UNLESS OTHERWISE SPECIFIED. FOR UNTOLERANCED DIMENSIONS AND ROUGHNESS VALUES, REFER DRAWING NO ICF/STD-9-0-001. ANY MANUAL ALTERATION SHALL AUTOMATICALLY RENDER THIS DRAWING INVALID WELDING SYMBOLS ARE AS PER IS: 813-1986. WEIGHT GIVEN IN DRAWING IS FOR INDICATIVE PURPOSE ONLY



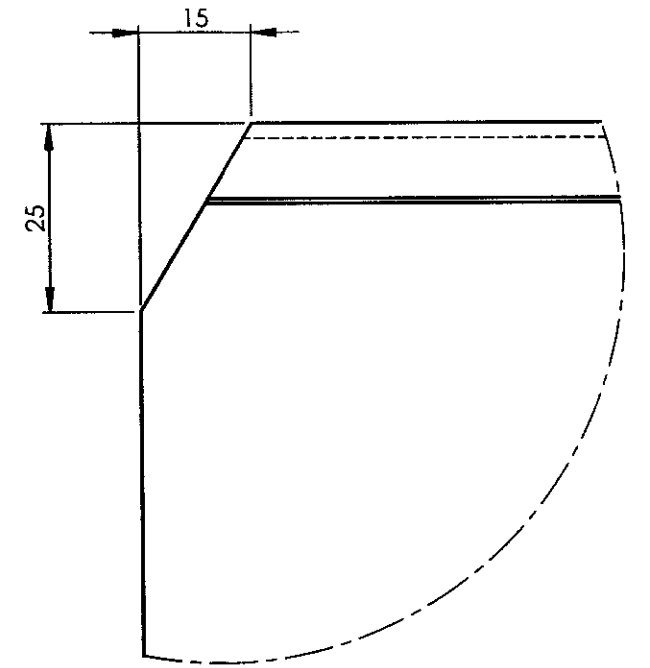
AAG14869

▽ ROUGH MACHINED	① ROUGH CLEANED
▽▽ FINISH MACHINED	② BURRS REMOVED
▽▽▽ FINE FINISH MACHINED	③ CHAMFERED

REVISIONS			
ALT.	ZONE	DESCRIPTION	APPROVED & DATE



DETAIL X
SCALE 2 : 1



DETAIL Y
SCALE 1 : 1

ALL DIMENSIONS ARE IN mm UNLESS OTHERWISE SPECIFIED. FOR UNTOLERANCED DIMENSIONS AND ROUGHNESS VALUES, REFER DRAWING NO. ICF/STD-9-0-001. ANY MANUAL ALTERATION SHALL AUTOMATICALLY RENDER THIS DRAWING INVALID. WELDING SYMBOLS ARE AS PER EN ISO 2553. WEIGHT GIVEN IN DRAWING IS FOR INDICATIVE PURPOSE ONLY.

REF.DRG.NO.AAA14811

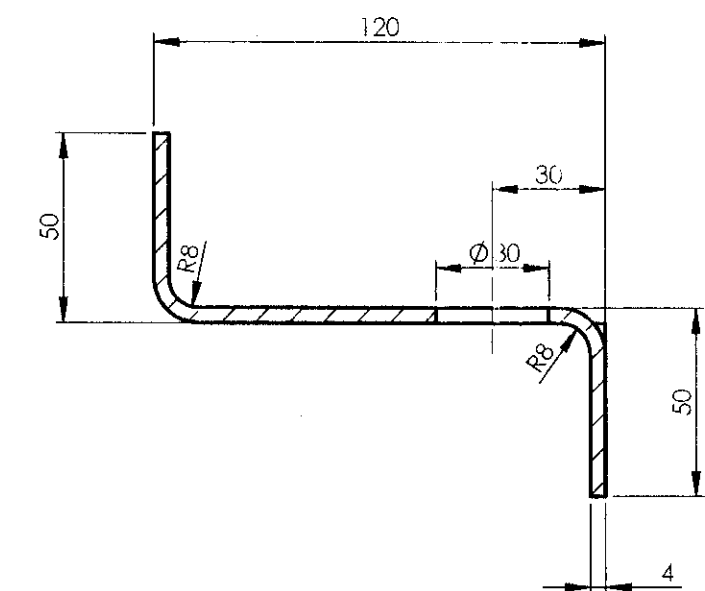
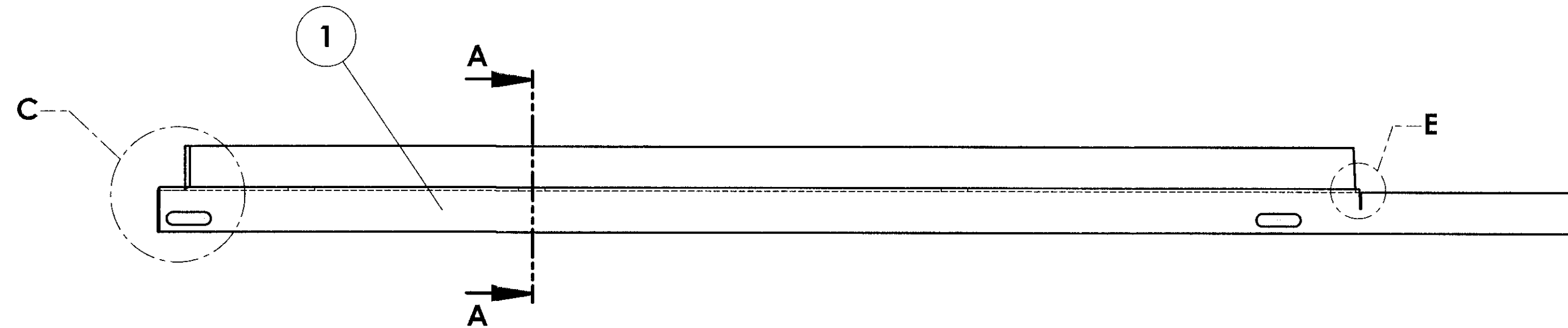
1	LAV. SIDE WALL SHEET	2x825x2019.5	1		RDSO SPEC C-K201 X2 Cr Ni 12	19.453	
QTY.	DESCRIPTION	DIMENSIONS	ITEM NO.	REF. DRGS	MATL.SPEC.	WT/UNIT IN KGS	REMARKS
GROUP: 1-4 Body Side Walls				SURFACE AREA IN Sq.m.: 2.445		WT/ASSY IN Kgs:	
LAV. SIDE WALL SHEET					SCALE 1:10	SSE/D CHD	
					ALT	ALTD	-
					DRN	DRN	T.Ukkirapandian
INDIAN RAILWAY STANDARDS INTEGRAL COACH FACTORY, CHENNAI - 600038					SHEET 1 OF 1		
					AAG14869		
					A2		

-	24-07-2024	
DATE OF LATEST ALT.	DATE OF FIRST ISSUE	AME/SME

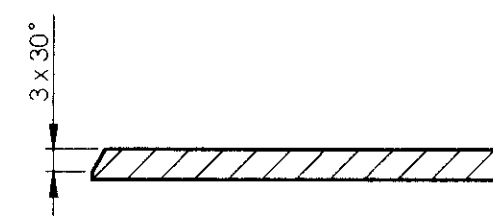
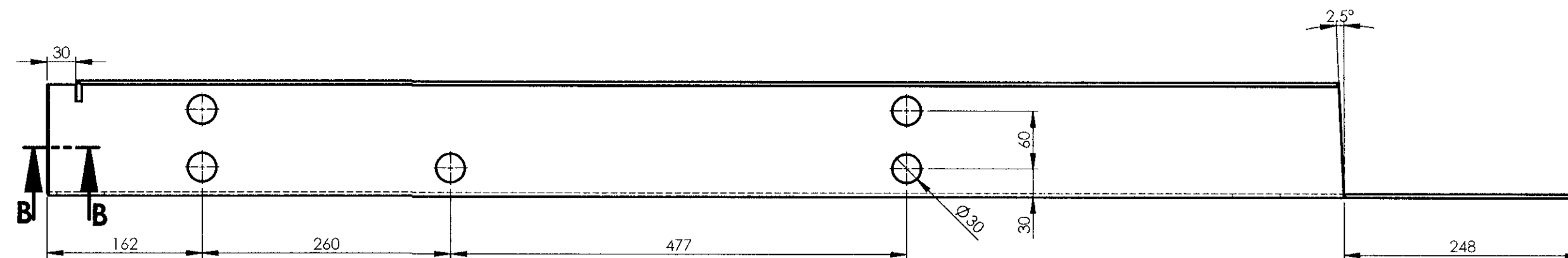
AAG14974

▽ ROUGH MACHINED	⑥ ROUGH CLEANED
▽▽ FINISH MACHINED	⑪ BURRS REMOVED
▽▽▽ FINE FINISH MACHINED	⑮ CHAMFERED

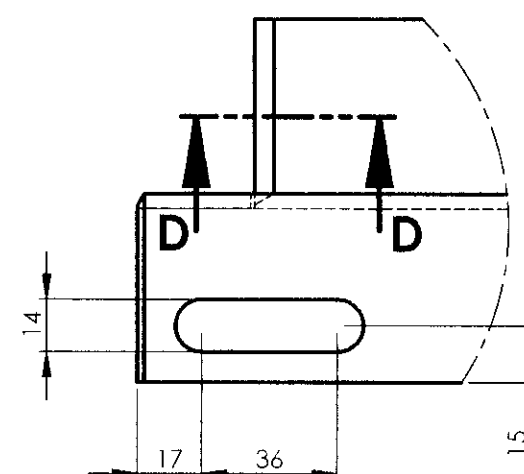
REVISIONS			
ALT.	ZONE	DESCRIPTION	APPROVED & DATE



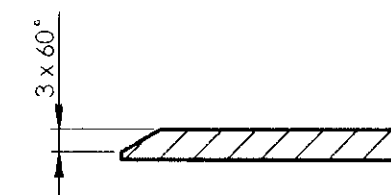
SECTION A-A
SCALE 1 : 2



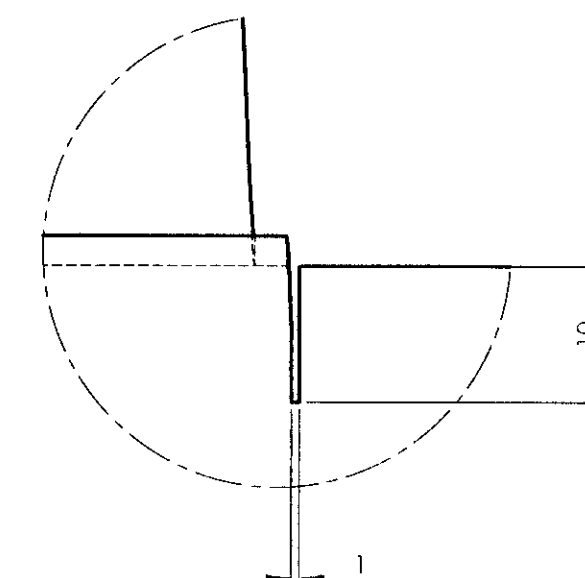
SECTION B-B
SCALE 1 : 1



DETAIL C
SCALE 1 : 2



SECTION D-D
SCALE 1 : 1



DETAIL E
SCALE 1 : 1

ALL DIMENSIONS ARE IN mm UNLESS OTHERWISE SPECIFIED. FOR UNTOLERANCED DIMENSIONS AND ROUGHNESS VALUES, REFER DRAWING NO. ICF/STD-9-0-001.
ANY MANUAL ALTERATION SHALL AUTOMATICALLY RENDER THIS DRAWING INVALID. WELDING SYMBOLS ARE AS PER IS:813-1986. WEIGHT GIVEN IN DRAWING IS FOR INDICATIVE PURPOSE ONLY

REF.DRG.NO.2 10113.0.20.113.133

-	23-11-2021	
DATE OF LATEST ALT.	DATE OF FIRST ISSUE	AME/SME

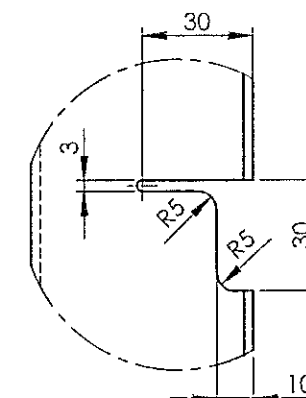
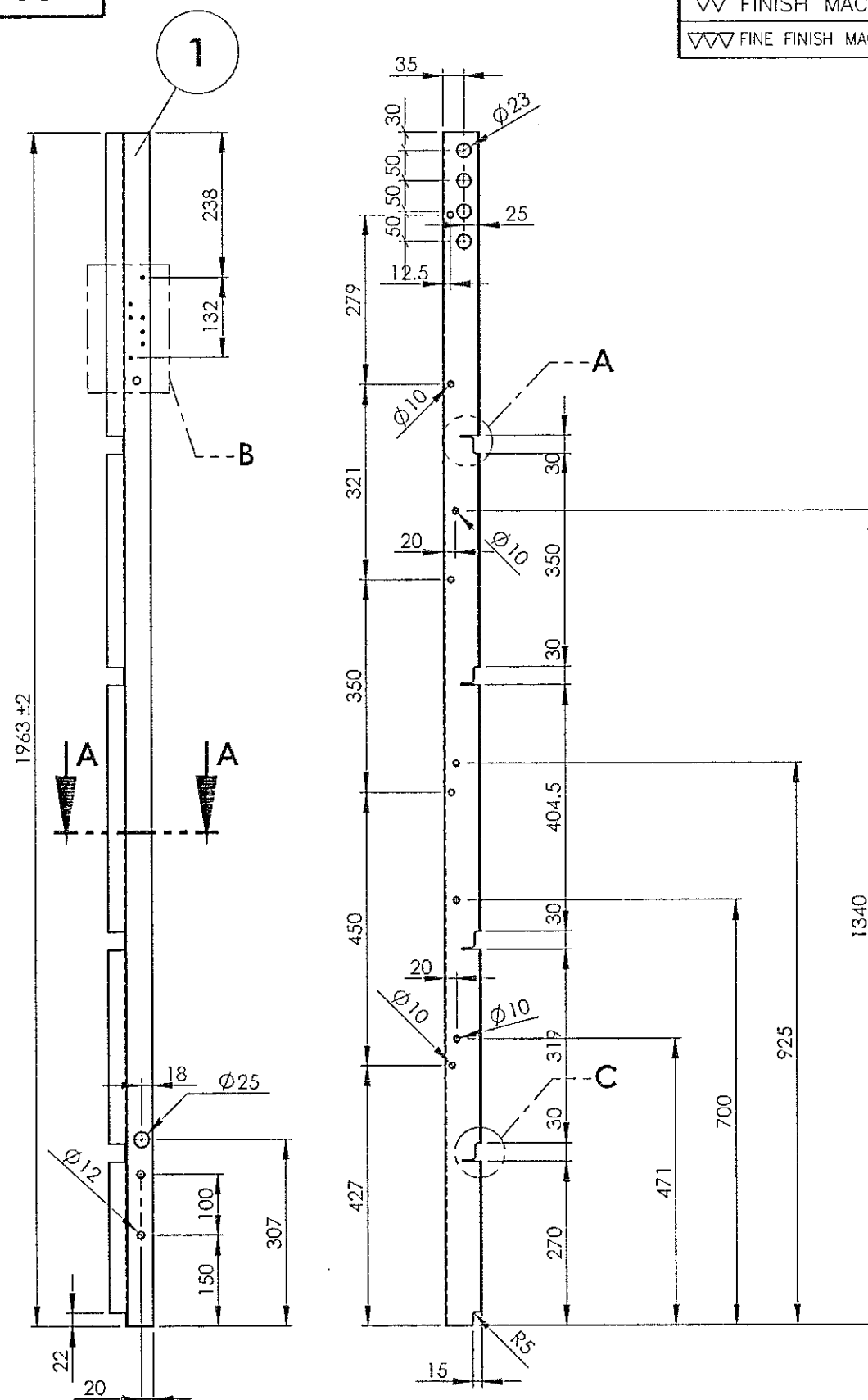
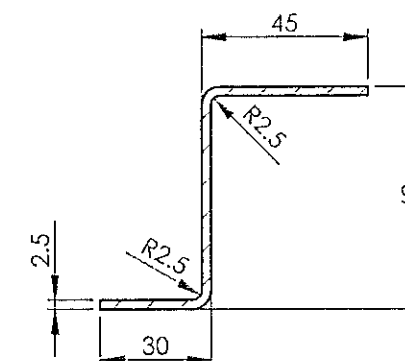
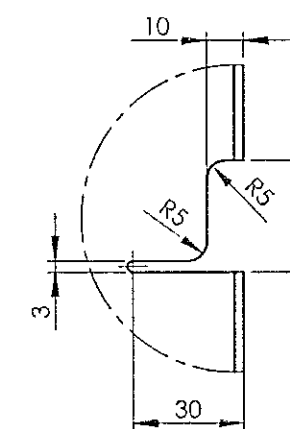
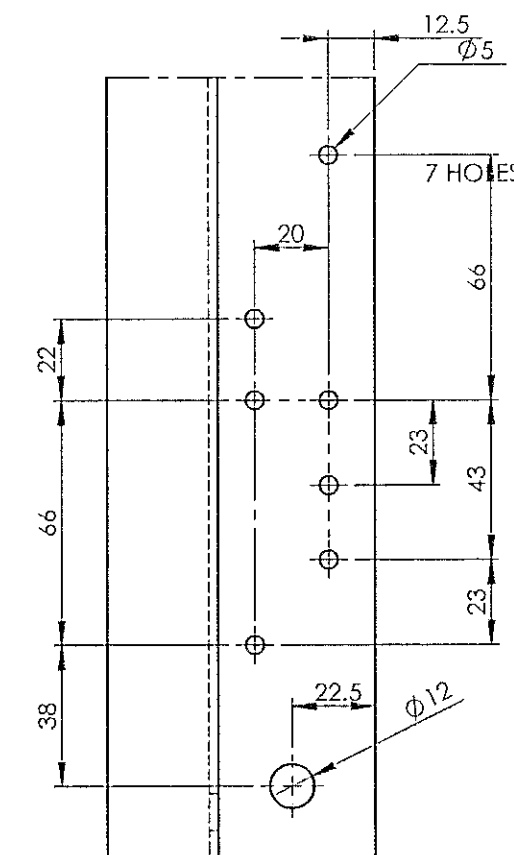
1	ROOF FLANGE	4 x 203 x 1605	1		RDSO SPEC C-K201 X2 Cr Ni 12	8.97	
QTY	DESCRIPTION	DIMENSIONS	ITEM NO.	REF. DRGS	MATL.SPEC.	WT/UNIT IN KGS	REMARKS
GROUP: 1-4 Body Side Walls				SURFACE AREA IN Sq.m.:		WT/ASSY IN Kgs:	
ROOF FLANGE				SCALE 1:10	SSE/D		
					CHD		
				ALT	ALTD	VIJAYAKUMAR R	
					DRN		
INDIAN RAILWAY STANDARDS				SHEET 1 OF 1		AAG14974	
INTEGRAL COACH FACTORY, CHENNAI - 600038						A2	


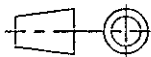
AAH14541

▽ ROUGH MACHINED	① ROUGH CLEANED
▽▽ FINISH MACHINED	①b BURRS REMOVED
▽▽▽ FINE FINISH MACHINED	①8 CHAMFERED

REVISIONS

ALT.	ZONE	DESCRIPTION	APPROVED & DATE
a		4 NOS OF Ø10 HOLES INTRODUCED.	-sd-
b		Ø28 HOLES ALTERED TO Ø23 AND LOCATING DIMENSIONS ARE ALTERED.	-sd-
c	3-B & 2-B	Ø23 & Ø12 HOLES ADDED.	1.14/11/10

DETAIL A
SCALE 1 : 2SECTION A-A
SCALE 1 : 2DETAIL C
SCALE 1 : 2DETAIL B
SCALE 1 : 2

1	PILLAR	2.5x125x1963	1		RDSO/SPEC C-K201 X2CrNi12	4.802	
QTY	DESCRIPTION	DIMENSIONS	ITEM NO.	REF. DRGS	MATL.SPEC.	WT/UNIT IN KGS	REMARKS
GROUP: 1-4 Body Side Walls		SURFACE AREA IN Sq.m.:0.494			WT/ASSY IN Kgs:		
PILLAR					SCALE	SSE/D	
					1:5	CHD	
					ALT.	ALTD	A Muthukumar
					c	DRN	G.VIMALA
INDIAN RAILWAY STANDARDS							
INTEGRAL COACH FACTORY, CHENNAI - 600038					SHEET 1 OF 1		
					AAH14541		A3

ALL DIMENSIONS ARE IN mm UNLESS OTHERWISE SPECIFIED. FOR UNTOLERANCED DIMENSIONS AND ROUGHNESS VALUES, REFER DRAWING NO ICF/STD-9-0-001.
ANY MANUAL ALTERATION SHALL AUTOMATICALLY RENDER THIS DRAWING INVALID. WELDING SYMBOLS ARE AS PER IS: 813-1986.
WEIGHT GIVEN IN DRAWING IS FOR INDICATIVE PURPOSE ONLY

REF.DRG.NO.

04-10-2025

16-07-2022

A. H. S. S.

DATE OF LATEST ALT.

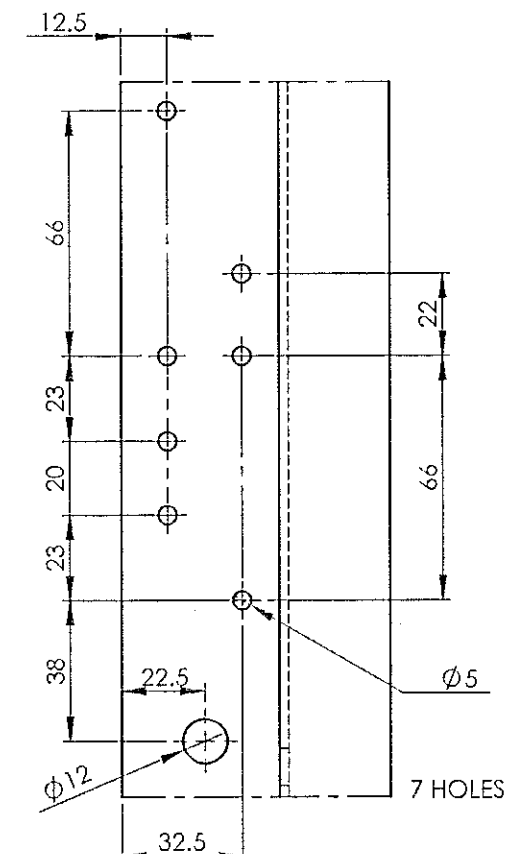
DATE OF FIRST ISSUE

AME/SME

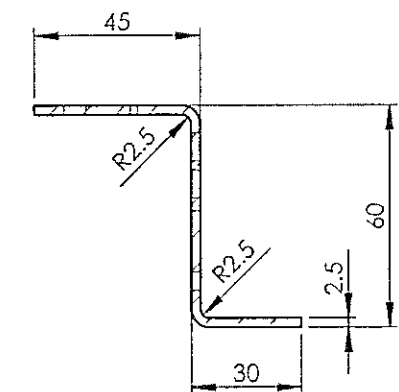
A
B
C
D
E
F

01	ROUGH CLEANED
01b	BURRS REMOVED
18	CHAMFERED

DETAIL Y
SCALE 1 : 2



DETAIL Z
SCALE 1 : 2

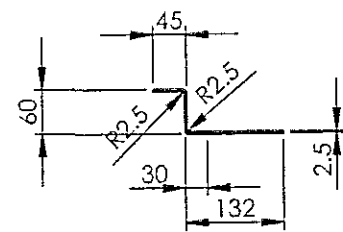


SECTION A-A
SCALE 1 : 2

04-10-2025	16-07-2022	<i>S. Hossain</i>
DATE OF LATEST ALT.	DATE OF FIRST ISSUE	AME/SME

REF.DRG.NO.LA14328 & LW14122 Alt-c

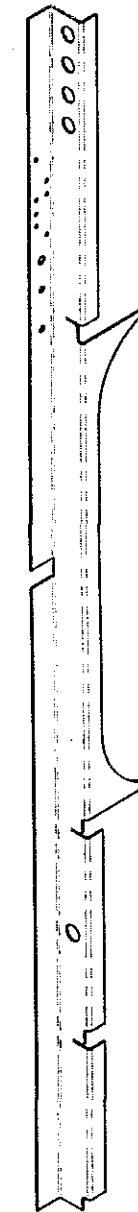
ALL DIMENSIONS ARE IN mm UNLESS OTHERWISE SPECIFIED. FOR UNTOLERANCED DIMENSIONS AND ROUGHNESS VALUES, REFER DRAWING NO ICF/STD-9-0-001.
ANY MANUAL ALTERATION SHALL AUTOMATICALLY RENDER THIS DRAWING INVALID. WELDING SYMBOLS ARE AS PER IS: 813-1986.
WEIGHT GIVEN IN DRAWING IS FOR INDICATIVE PURPOSE ONLY

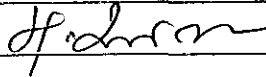



SECTION A-A
SCALE 1 : 10

01	ROUGH CLEANED
01b	BURRS REMOVED
18	CHAMFERED


REVISIONS			
ALT.	ZONE	DESCRIPTION	APPROVED & DATE
a		ø28 HOLES ALTERED TO ø23 AND LOCATING DIMENSIONS ARE ALTERED.	-sd-
b		ø23 AND ø12 HOLES ADDED.	<i>[Signature]</i>

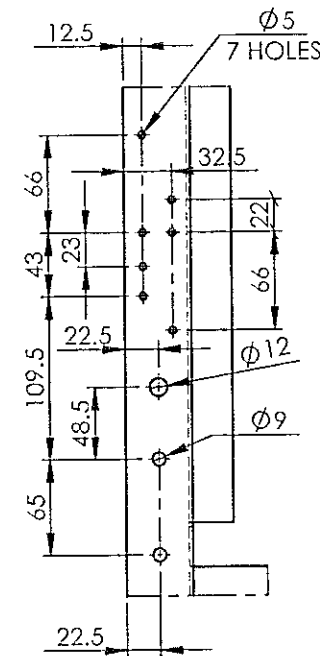
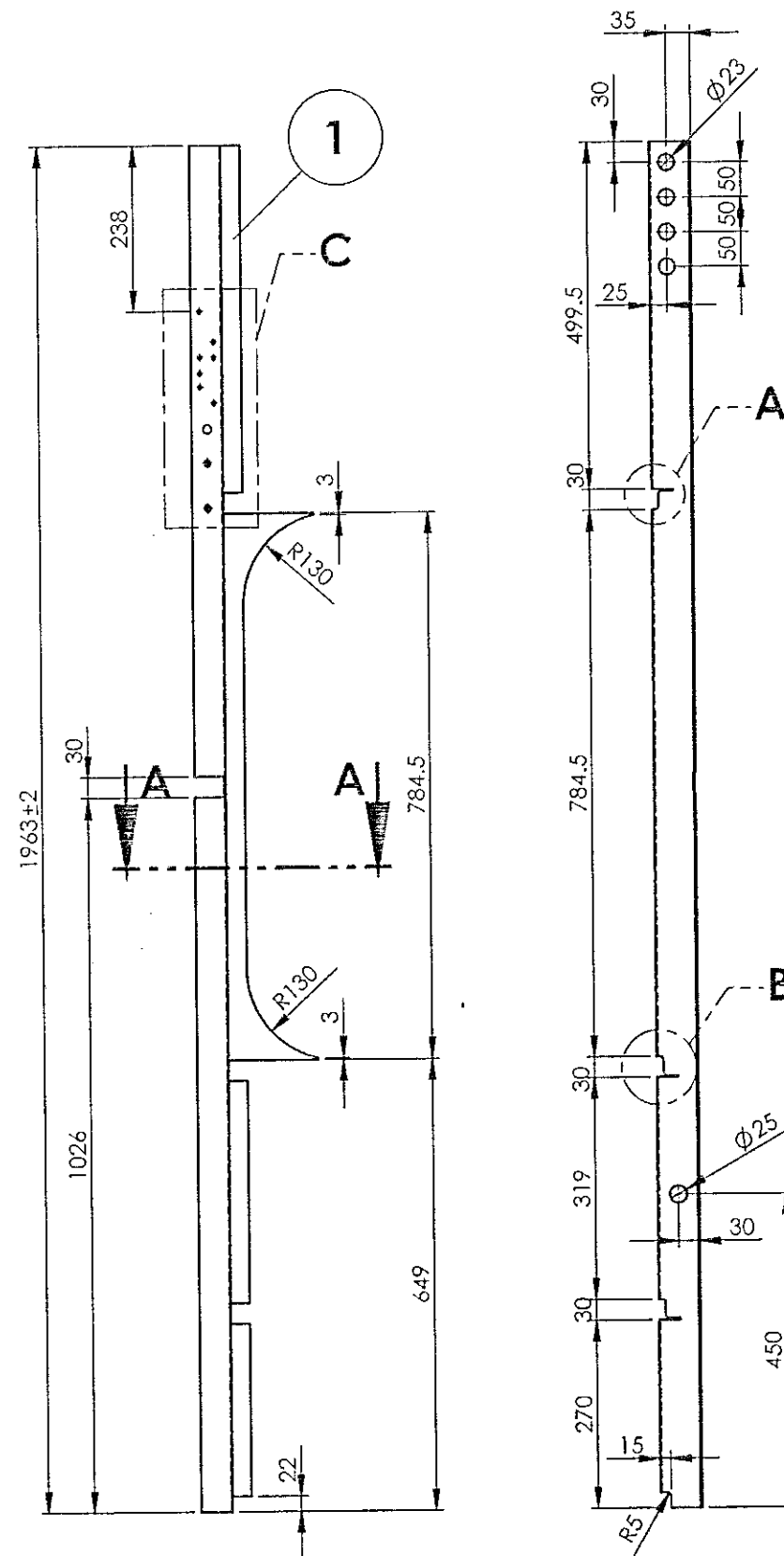
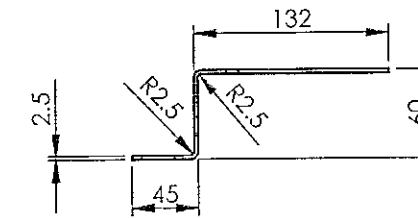
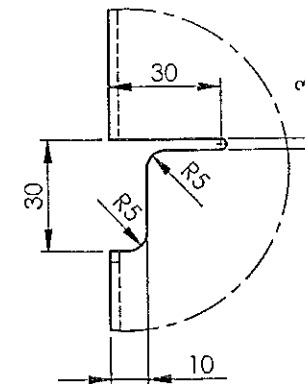
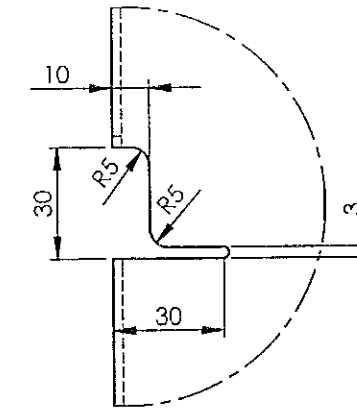




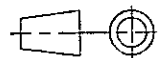
1	PILLAR	2.5x227.5x1963	1		RDSO SPEC C-K201 X2 CrNi 12	4.958		
QTY	DESCRIPTION	DIMENSIONS	ITEM NO	REF. DRGS	MATL.SPEC.	WT/UNIT IN KGS	REMARKS	
GROUP: SIDE WALL ASSY		SURFACE AREA IN Sq.m.:0.510			WT/ASSY IN Kgs:			
PILLAR					SCALE	SSE/D		
					1:20	CHD		
					ALT. b	ALTD	A Muthukumar	
						DRN	E VEDA VARSHINI	
INDIAN RAILWAY STANDARDS INTEGRAL COACH FACTORY, CHENNAI - 600038				SHEET 1 OF 1			AAH14545	A3

AAH14546

▽ ROUGH MACHINED	(01) ROUGH CLEANED
▽▽ FINISH MACHINED	(01b) BURRS REMOVED
▽▽▽ FINE FINISH MACHINED	(18) CHAMFERED

REVISIONS			
ALT.	ZONE	DESCRIPTION	APPROVED & DATE
a		ø28 HOLES ALTERED TO ø23 AND LOCATING DIMENSIONS ARE ALTERED.	-sd-
b		ø28 AND ø12 HOLES ADDED.	

DETAIL C
SCALE 1 : 5SECTION A-A
SCALE 1 : 5DETAIL A
SCALE 1 : 2DETAIL B
SCALE 1 : 2

1	PILLAR	2.5x227x1963	1		RDSO/SPEC C-K201 X2CrNi12	5.014	
QTY	DESCRIPTION	DIMENSIONS	ITEM NO.	REF. DRGS	MATL.SPEC.	WT/UNIT IN KGS	REMARKS
GROUP: SIDE WALL ASSY		SURFACE AREA IN Sq.m.: 0.510			WT/ASSY IN Kgs:		
PILLAR					SCALE	SSE/D	
					1:20	CHD	
					ALT. b	ALTD	A Muthukumar
						DRN	E VEDA VARSHINI
INDIAN RAILWAY STANDARDS INTEGRAL COACH FACTORY, CHENNAI - 600038				SHEET 1 OF 1			
					AAH14546		A3

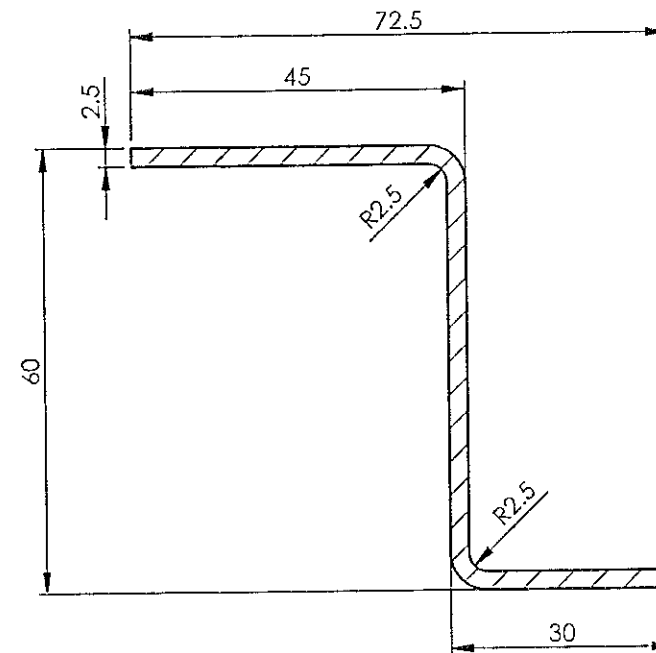
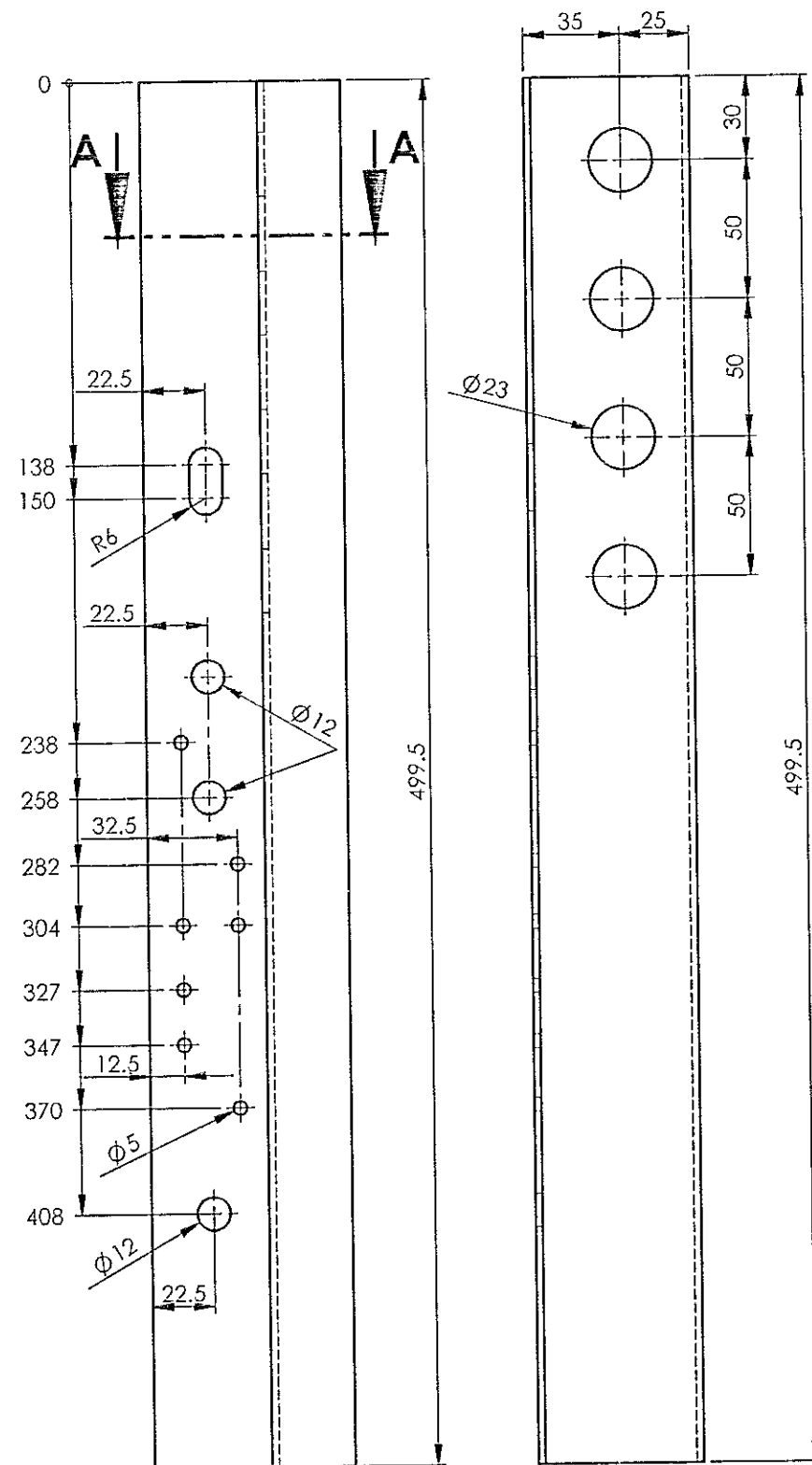
ALL DIMENSIONS ARE IN mm UNLESS OTHERWISE SPECIFIED. FOR UNTOLERANCED DIMENSIONS AND ROUGHNESS VALUES, REFER DRAWING NO ICF/STD-9-0-001.
ANY MANUAL ALTERATION SHALL AUTOMATICALLY RENDER THIS DRAWING INVALID. WELDING SYMBOLS ARE AS PER IS: 813-1986.
WEIGHT GIVEN IN DRAWING IS FOR INDICATIVE PURPOSE ONLY

REF.DRG.NO.LW14111 Alt-e & LA14322 Alt -/-

AAH14547

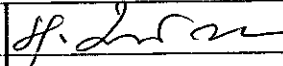
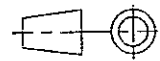
▽ ROUGH MACHINED	① ROUGH CLEANED
▽▽ FINISH MACHINED	①b BURRS REMOVED
▽▽▽ FINE FINISH MACHINED	①8 CHAMFERED

REVISIONS				APPROVED & DATE
ALT.	ZONE	DESCRIPTION		
a		ø28 HOLES ALTERED TO ø23 AND LOCATING DIMENSIONS ARE ALTERED.		-sd-
b		ø23 HOLE ADDED.		11/19



ISOMETRIC VIEW



1	PART PILLAR TOP	2.5x126x499.5	1		RDSO/SPEC C-K201 X2CrNi12	1.219	
QTY	DESCRIPTION	DIMENSIONS	ITEM NO.	REF. DRGS	MATL.SPEC.	WT/UNIT IN KGS	REMARKS
GROUP: SIDE WALL ASSY		SURFACE AREA IN Sq.m.:			WT/ASSY IN Kgs:		
PART PILLAR TOP					SCALE	SSE/D	
					1:2.5	CHD	
					ALT.	ALTD	A Muthukumar
					b	DRN	E.VEDA VARSHINI
INDIAN RAILWAY STANDARDS				SHEET 1 OF 1			
INTEGRAL COACH FACTORY, CHENNAI - 600038					AAH14547		A3

REF.DRG.NO.LW14143 Alt c/- LA14325 Alt. a/-

11/09/2025	16-07-2022	1.4
DATE OF LATEST ALT.	DATE OF FIRST ISSUE	AME/SME

ALL DIMENSIONS ARE IN mm UNLESS OTHERWISE SPECIFIED. FOR UNTOLERANCED DIMENSIONS AND ROUGHNESS VALUES, REFER DRAWING NO ICF/STD-9-0-001.
ANY MANUAL ALTERATION SHALL AUTOMATICALLY RENDER THIS DRAWING INVALID. WELDING SYMBOLS ARE AS PER IS: 813-1986.
WEIGHT GIVEN IN DRAWING IS FOR INDICATIVE PURPOSE ONLY