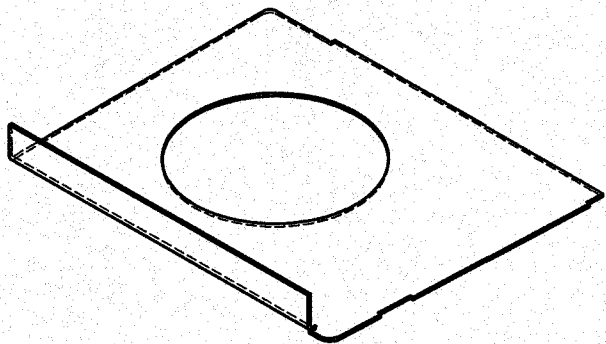
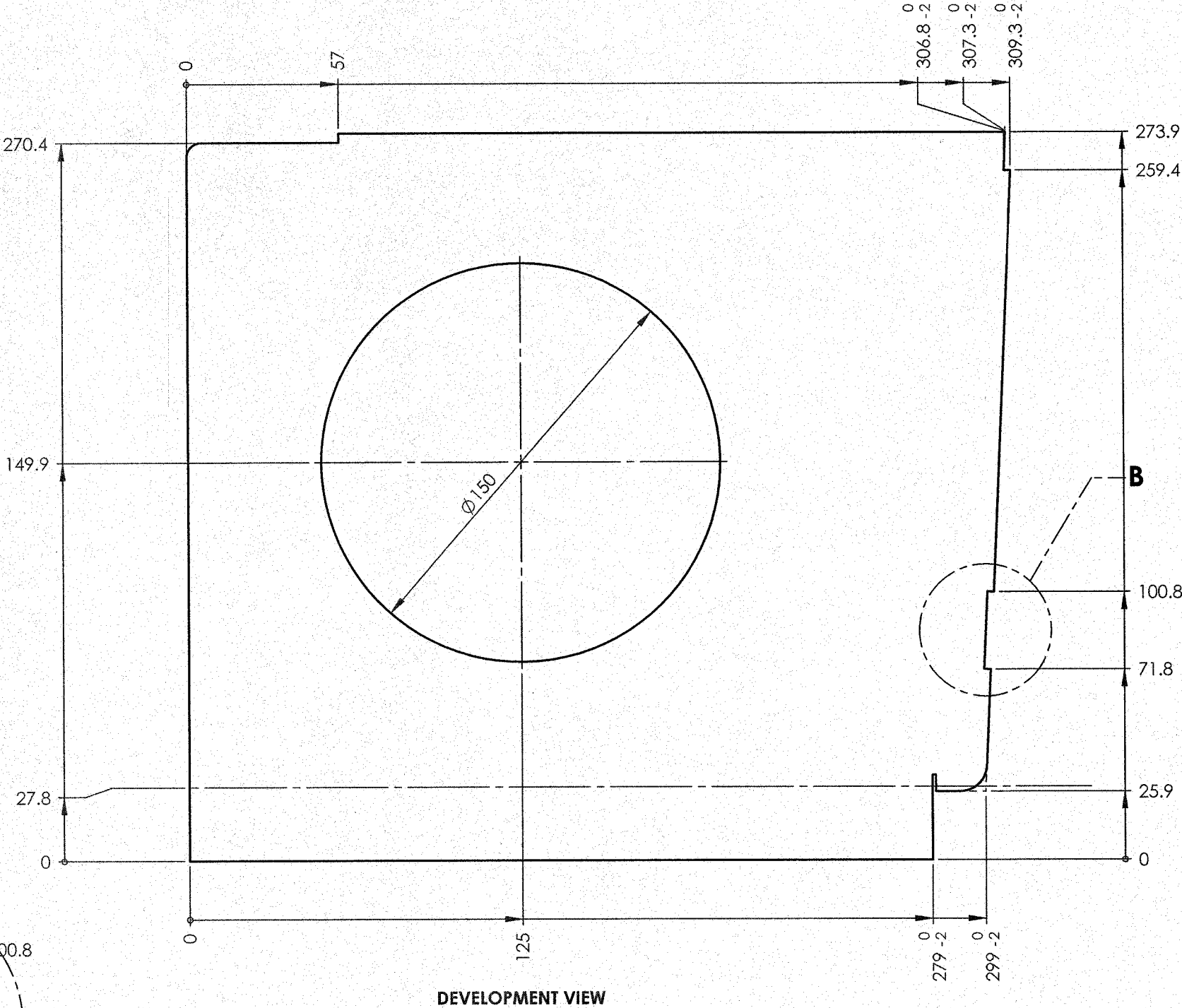
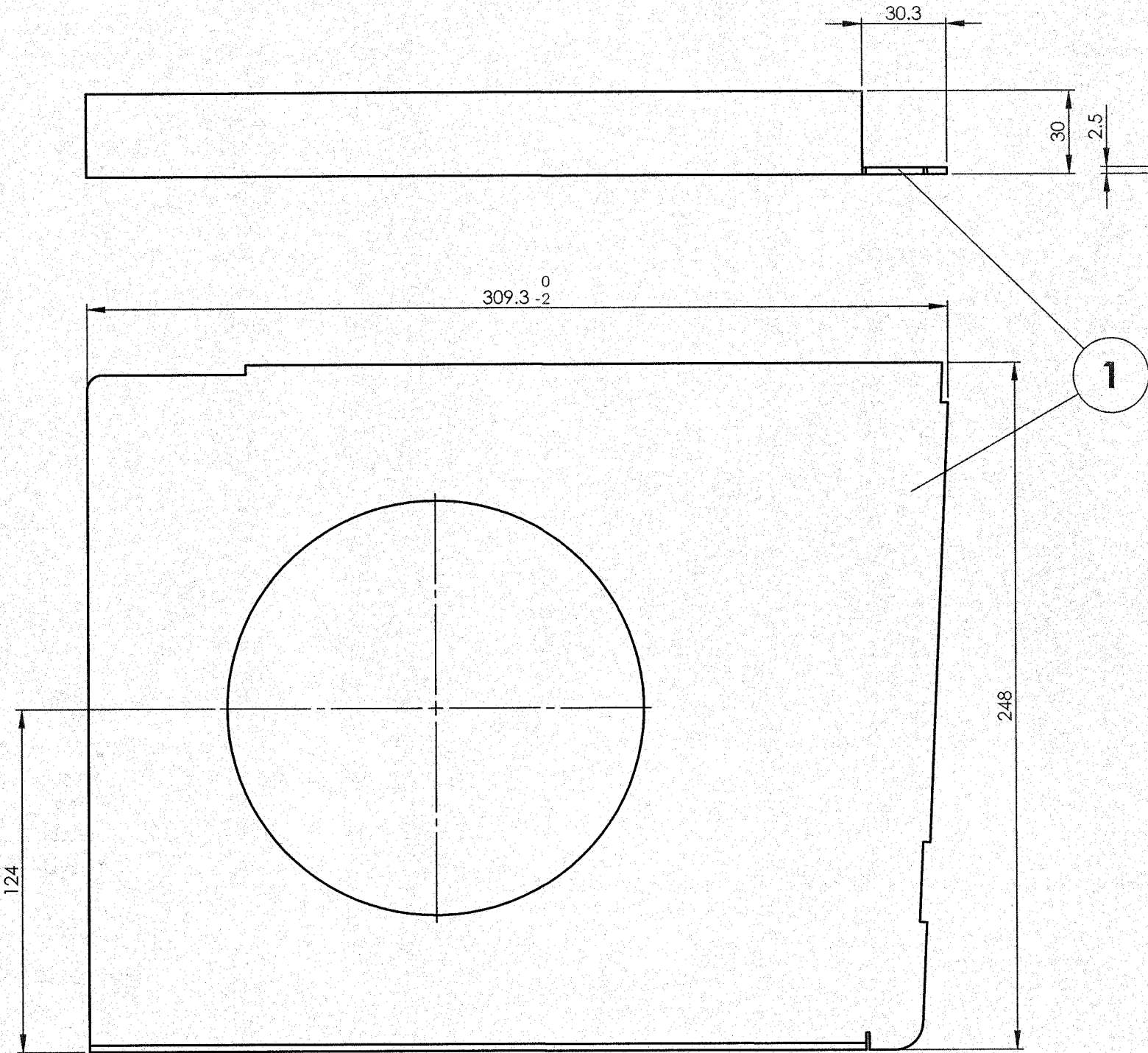


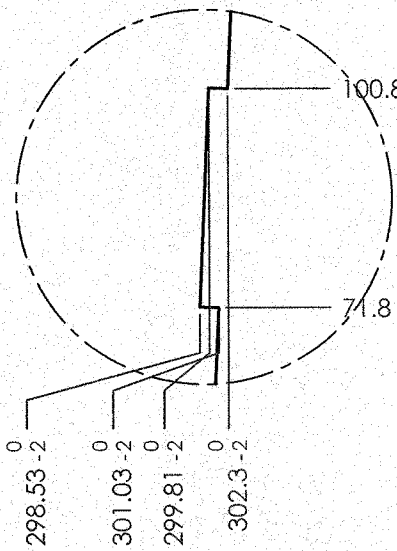
AAA15414

▽ ROUGH MACHINED	01 ROUGH CLEANED
▽▽ FINISH MACHINED	01b BURRS REMOVED
▽▽▽ FINE FINISH MACHINED	18 CHAMFERED

REVISIONS			
ALT.	ZONE	DESCRIPTION	APPROVED & DATE
a		CUTAWAY REDESIGN.	



ISOMETRIC VIEW



DETAIL B
SCALE 1 : 1

1	FLANGE	2.5x273.9x309.3	1	REF. DRGS	SS-409M	1.294	
QTY.	DESCRIPTION	DIMENSIONS	ITEM NO	REF. DRGS	MATL.SPEC.	WT/UNIT IN KGS	REMARKS
GROUP: (1-5) END CONSTRUCTION				SURFACE AREA IN Sq.m.: 0.134		WT/ASSY IN Kgs:	
FLANGE					SCALE 1:2	SSE/D	B. Saravanan
					ALT a	CHD	
						ALTD	B.SARAVANAN
						DRN	B.SARAVANAN
INDIAN RAILWAY STANDARDS					SHEET 1 OF 1		
INTEGRAL COACH FACTORY, CHENNAI - 600038					AAA15414		
					A2		

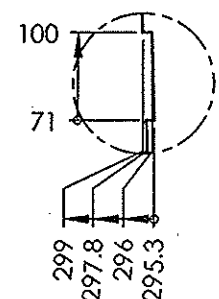
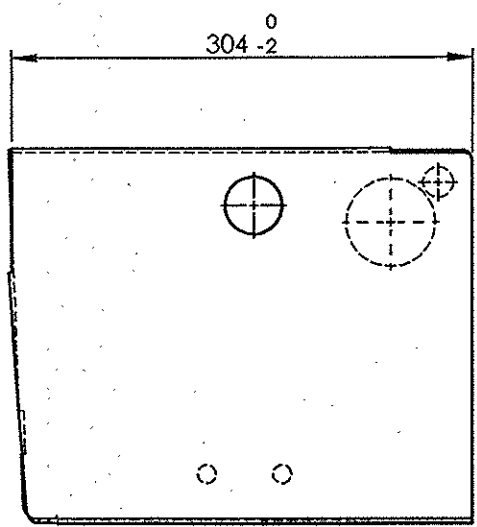

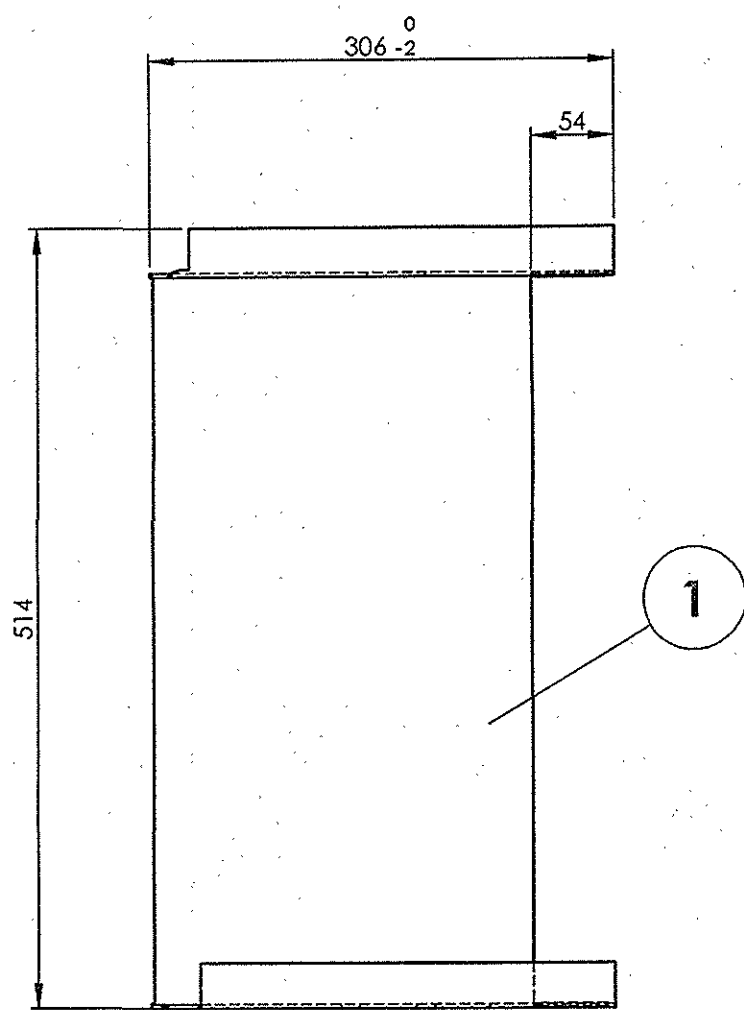
23-03-2018	28-03-2013	
DATE OF LATEST ALT.	DATE OF FIRST ISSUE	AME/AME

REF.DRG.NO. 2 10113.0.20.120.193

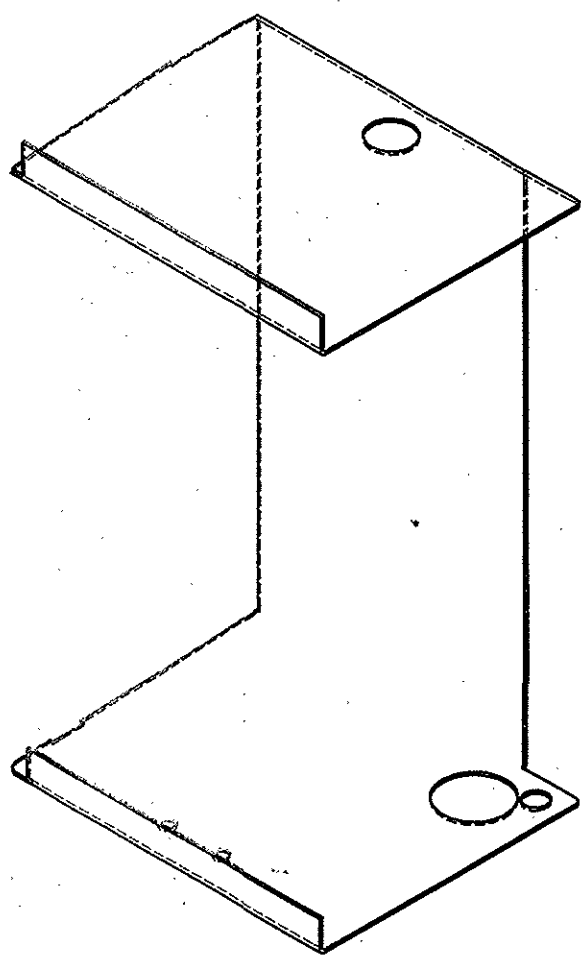
ALL DIMENSIONS ARE IN mm UNLESS OTHERWISE SPECIFIED. FOR UNTOLERANCED DIMENSIONS AND ROUGHNESS VALUES, REFER DRAWING NO. ICF/STD-9-0001. ANY MANUAL ALTERATION SHALL AUTOMATICALLY RENDER THIS DRAWING INVALID. WELDING SYMBOLS ARE AS PER IS:813-1986. WEIGHT GIVEN IN DRAWING IS FOR INDICATIVE PURPOSE ONLY.

AAA15428

ALL DIMENSIONS ARE IN mm UNLESS OTHERWISE SPECIFIED. FOR UNTOLERANCED DIMENSIONS AND ROUGHNESS VALUES, REFER DRAWING NO IC/STD-9-0-001.
ANY MANUAL ALTERATION SHALL AUTOMATICALLY RENDER THIS DRAWING INVALID. WELDING SYMBOLS ARE AS PER IS:813-1986.

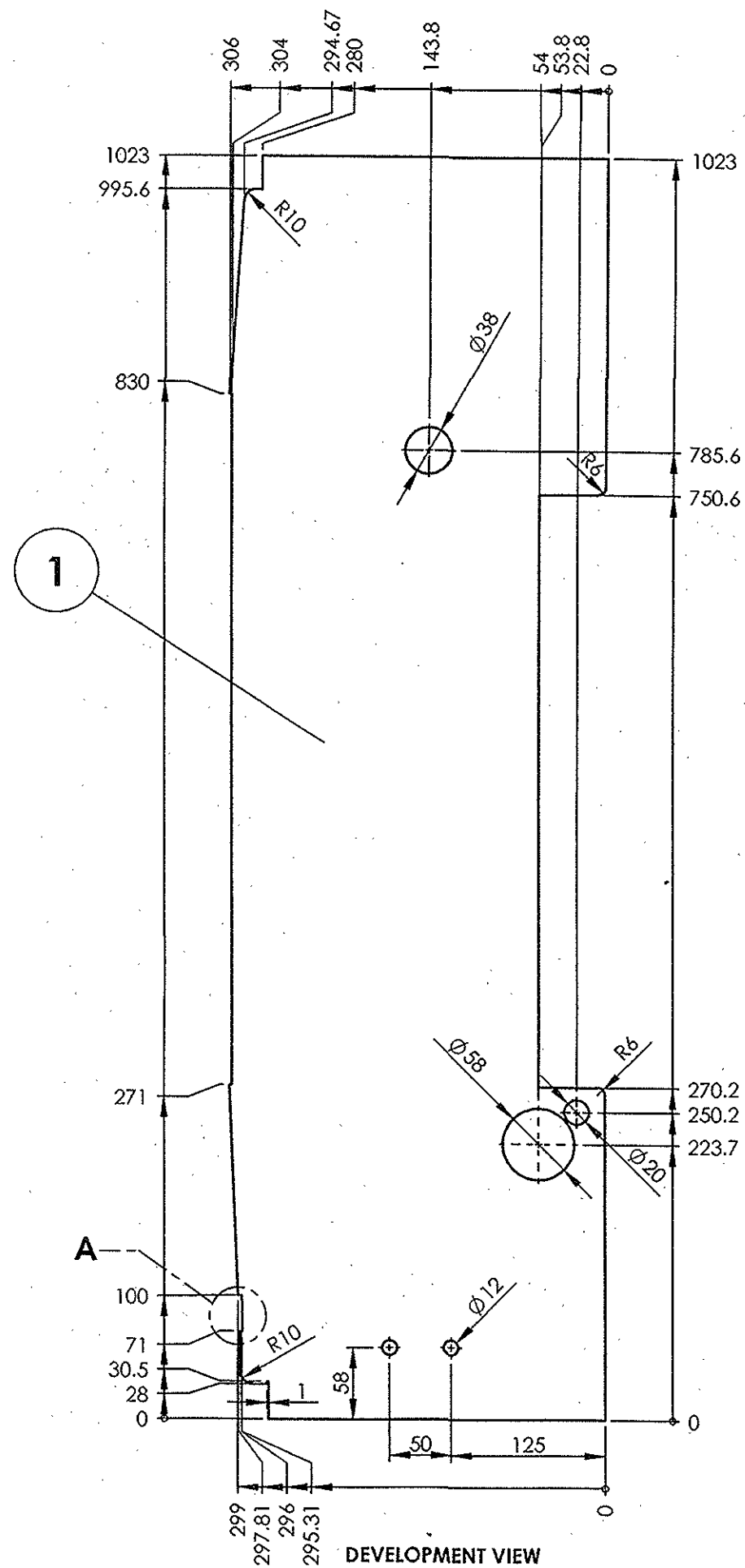


DETAIL A
SCALE 2 : 5




ISOMETRIC VIEW

REVISIONS		ALT.	ZONE	DESCRIPTION	APPROVED & DATE
▽▽ FINISH MACHINED	① BURRS REMOVED				
▽▽ FINE FINISH MACHINED	② CHAMFERED	a		2 HOLES DIA 12 ADDED.	



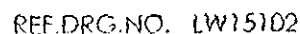
DEVELOPMENT VIEW

1	BRACKET	2.5x306x1023	1		RDSO/SPEC C- K201 X2 Cr Ni 12	5.568	
QTY.	DESCRIPTION	DIMENSIONS	ITEM NO.	REF. DRGS	MATL.SPEC.	WT/UNIT IN KGS	REMARKS
GROUP: 1-5 END CONSTRUCTION		SURFACE AREA IN Sq.m.:0.565			WT/ASSY IN Kgs:5.572		
BRACKET					SCALE 1:5	SSE/D	Revised
						CHD	
					ALT a	ALTD	H. Irshath Ahamed
					DRN	B.SARAVANAN	
INDIAN RAILWAY STANDARDS				SHEET 1 OF 1			A2
INTEGRAL COACH FACTORY, CHENNAI - 600038							

13-05-2015	-03-2013	
DATE OF LATEST ALT.	DATE OF FIRST ISSUE	AME/SME

REF.DRG.NO. 2 10113.0.20.120.181

ALL DIMENSIONS ARE IN mm UNLESS OTHERWISE SPECIFIED. FOR UNTOLERANCED DIMENSIONS AND ROUGHNESS VALUES, REFER DRAWING NO. 107/310-70-0001. ANY MANUAL ALTERATION SHALL AUTOMATICALLY RENDER THIS DRAWING INVALID. WELDING SYMBOLS ARE AS PER IS: 813-1986.



REVISIONS			
ALT.	ZONE	DESCRIPTION	APPROVED & DATE

AME/SME

INTEGRAL COACH FACTORY, CHENNAI - 600038

AAA15430

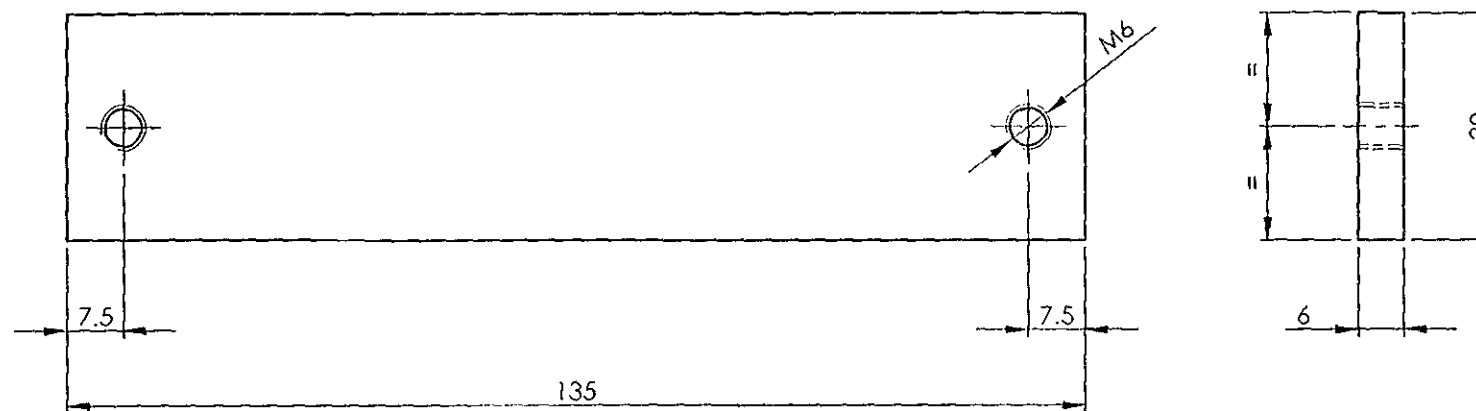
▽ ROUGH MACHINED	⑥ ROUGH CLEANED
▽▽ FINISH MACHINED	⑦ BURRS REMOVED
▽▽▽ FINE FINISH MACHINED	⑧ CHAMFERED

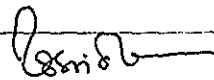
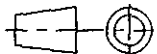
REVISIONS

ALT.

ZONE

DESCRIPTION

APPROVED &
DATE

1	BRACKET	6x30x135	1		RDSO/SPEC C- K201 X2 Cr Ni 12	0.193	
QTY.	DESCRIPTION	DIMENSIONS	ITEM NO.	REF. DRGS	MATL.SPEC.	WT/UNIT IN KGS	REMARKS
GROUP: 1-5		SURFACE AREA IN Sq.m.:0.010			WT/ASSY IN Kgs:0.193		
BRACKET					SCALE	SSE/D	
					1:1	CHD	
					ALT.	ALTD	
					DRN	B.SARAVANAN	
INDIAN RAILWAY STANDARDS INTEGRAL COACH FACTORY, CHENNAI - 600038							
					SHEET 1 OF 1		AAA15430

ALL DIMENSIONS ARE IN mm UNLESS OTHERWISE SPECIFIED. FOR UNTOLERANCED DIMENSIONS AND ROUGHNESS VALUES, REFER DRAWING NO IC/STD-9-0-001.
ANY MANUAL ALTERATION SHALL AUTOMATICALLY RENDER THIS DRAWING INVALID. WELDING SYMBOLS ARE AS PER IS: 813-1986.

REF.DRG.NO. 3 10113.0.20.120.035

AAA15431

▽ ROUGH MACHINED	① ROUGH CLEANED
▽▽ FINISH MACHINED	② BURRS REMOVED
▽▽▽ FINE FINISH MACHINED	③ CHAMFERED

REVISIONS

ALT.

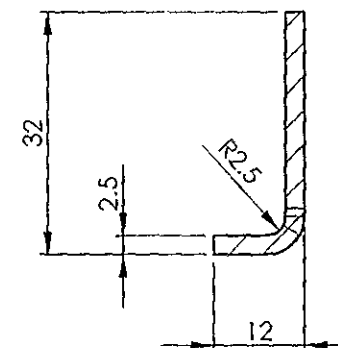
ZONE

DESCRIPTION

APPROVED &
DATE

1

479

SECTION A-A
SCALE 1 : 1

27

3

45°

28-03-2013

DATE OF LATEST ALT.

DATE OF FIRST ISSUE

AME/SME

INDIAN RAILWAY STANDARDS

INTEGRAL COACH FACTORY, CHENNAI - 600038

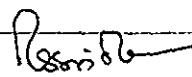
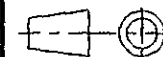
SHEET
1 OF 1

AAA15431

A3

ALL DIMENSIONS ARE IN mm UNLESS OTHERWISE SPECIFIED. FOR UNTOLERANCED DIMENSIONS AND ROUGHNESS VALUES, REFER DRAWING NO ICF/STD-9-0-001.
ANY MANUAL ALTERATION SHALL AUTOMATICALLY RENDER THIS DRAWING INVALID. WELDING SYMBOLS ARE AS PER IS: 813-1986.

REF.DRG.NO. 3 10113.0.20.120.182

1	ANGLE SUPPORT	2.5x39x547	1		RDSO/SPEC C- K201 X2 Cr Ni 12	0.377	
QTY.	DESCRIPTION	DIMENSIONS	ITEM NO.	REF. DRGS	MATL.SPEC.	WT/UNIT IN KGS	REMARKS
GROUP: 1-5		SURFACE AREA IN Sq.m.:0.040			WT/ASSY IN Kgs:0.377		
ANGLE SUPPORT					SCALE	SSF/D	
					1:2	CHD	
					ALT.	ALTD	
						DRN	
INDIAN RAILWAY STANDARDS INTEGRAL COACH FACTORY, CHENNAI - 600038							
					SHEET 1 OF 1	AAA15431	A3

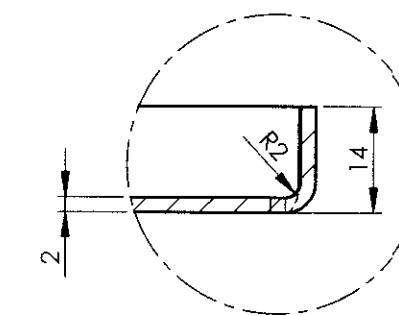
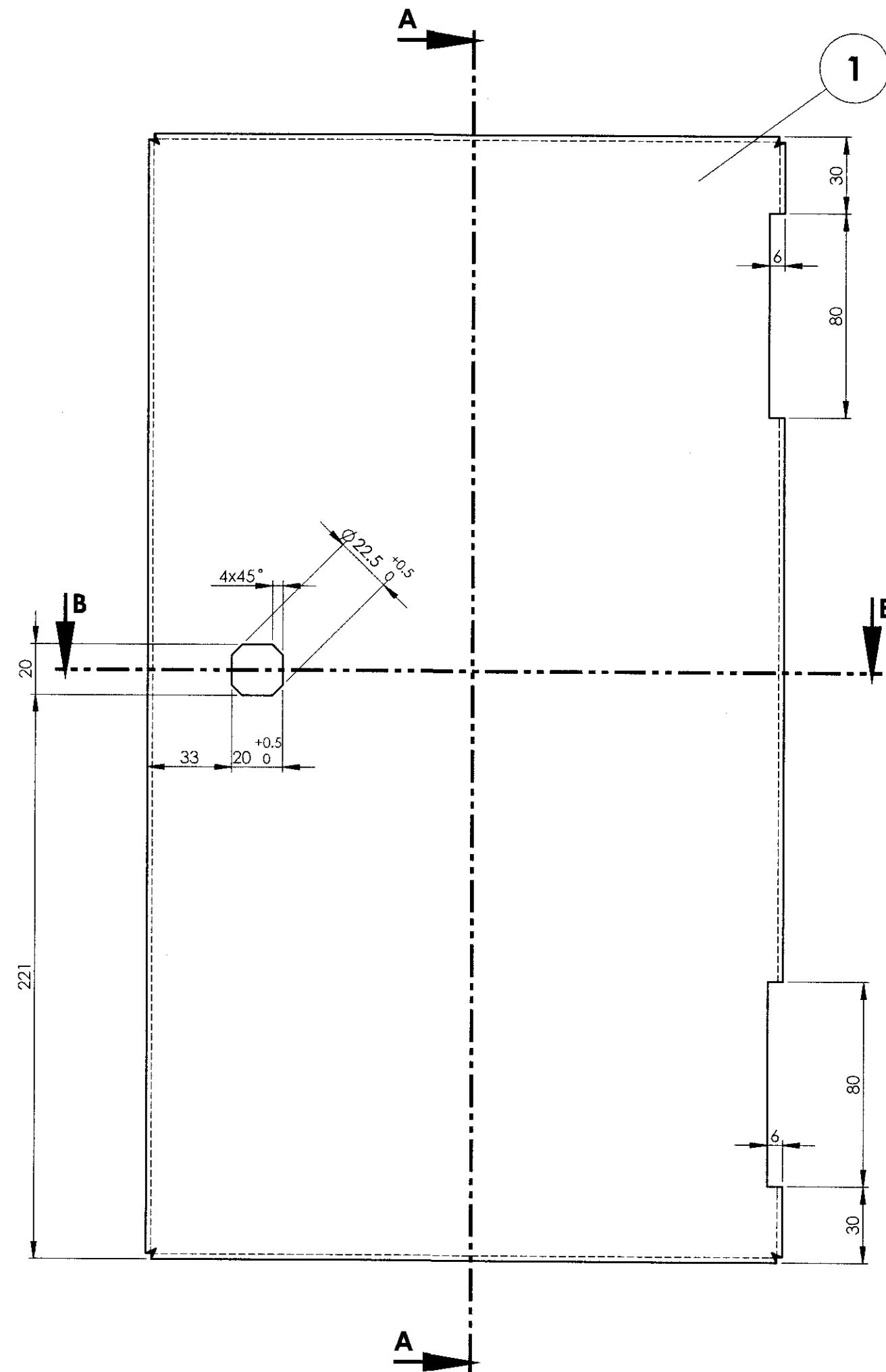
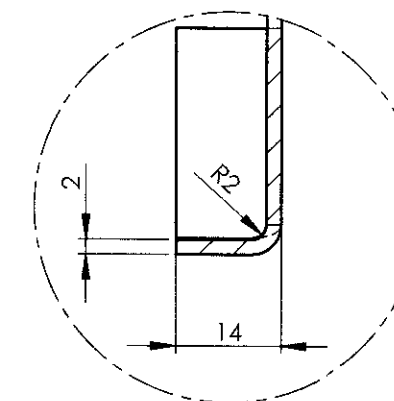
AAA15432

▽ ROUGH MACHINED
▽▽ FINISH MACHINED
▽▽▽ FINE FINISH MACHINED

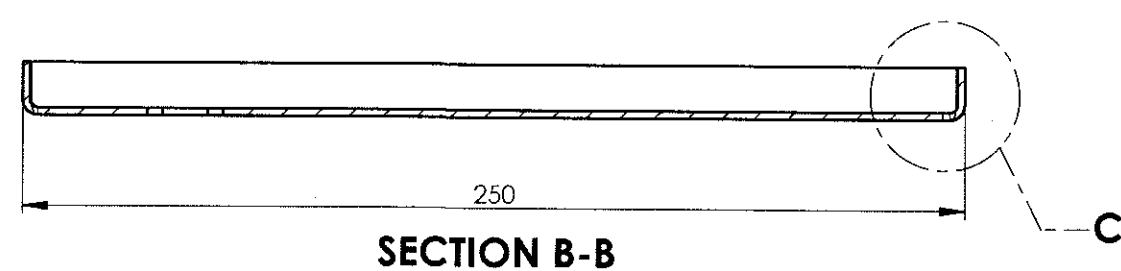
① ROUGH CLEANED
①b BURRS REMOVED
①8 CHAMFERED

REVISIONS

ALT.	ZONE	DESCRIPTION	APPROVED & DATE
a		HINGE CUTAWAY SIZE & LOCATION REVISED.	N.K. 26-02-2020

DETAIL C
SCALE 1 : 1DETAIL D
SCALE 1 : 1

SECTION A-A



SECTION B-B

ALL DIMENSIONS ARE IN mm UNLESS OTHERWISE SPECIFIED. FOR UNTOLERANCED DIMENSIONS AND ROUGHNESS VALUES, REFER DRAWING NO. ICF/STD-9-0001.
ANY MANUAL ALTERATION SHALL AUTOMATICALLY RENDER THIS DRAWING INVALID. WELDING SYMBOLS ARE AS PER IS813-1986.

REF.DRG.NO.

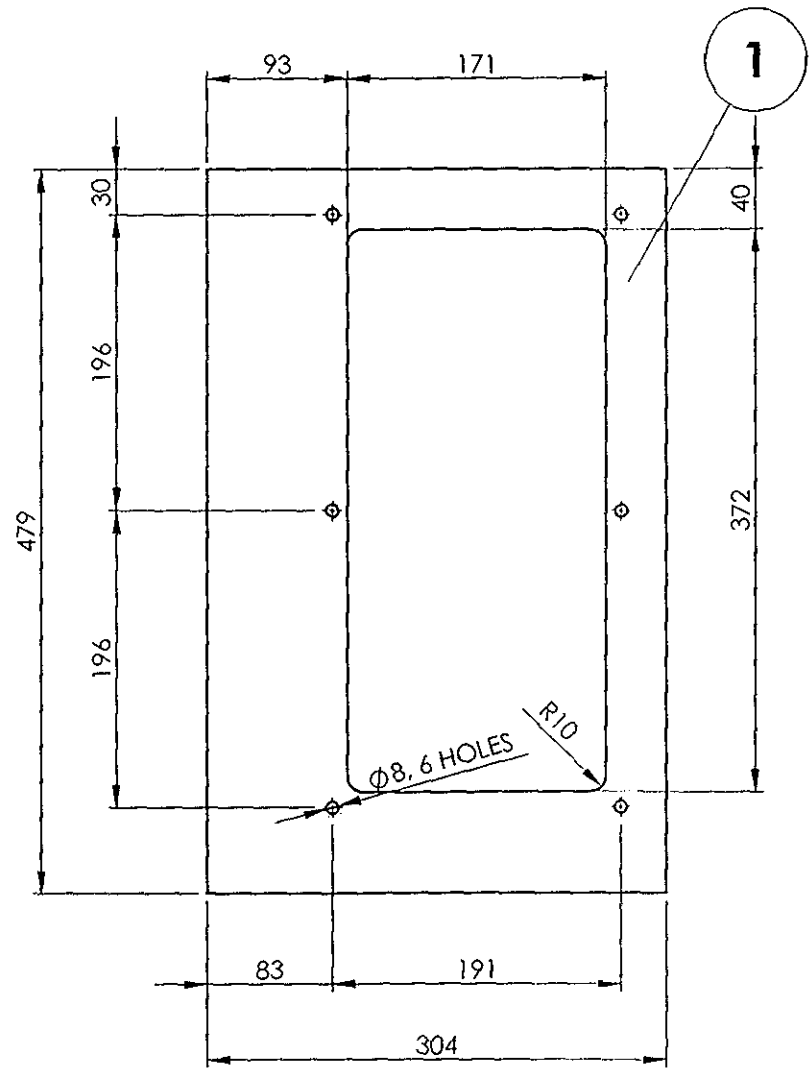
26-02-2020	-03-2013	N.K.
DATE OF LATEST ALT.	DATE OF FIRST ISSUE	AME/SME

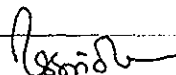
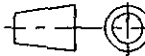
1	SHUTTER	2x266.5x457.5	1		RDSO/SPEC C-K201 X2 Cr Ni 12	1.949	
Default	DESCRIPTION	DIMENSIONS	ITEM NO.	REF. DRGS	MATL.SPEC.	WT/UNIT IN KGS	REMARKS
GROUP: 1-5 End Construction					SURFACE AREA IN Sq.m.: 0.247		
SHUTTER					SCALE 1:2	SSE/D	H. Irshath Ahamed
					ALT a	CHD	B.SARAVANAN
						ALTD	
						DRN	
INDIAN RAILWAY STANDARDS					SHEET 1 OF 1		
INTEGRAL COACH FACTORY, CHENNAI - 600038					AAA15432		
					A2		

AAA15433

▽ ROUGH MACHINED	⊖ ROUGH CLEANED
▽▽ FINISH MACHINED	⊖⊖ BURRS REMOVED
▽▽▽ FINE FINISH MACHINED	⊖⊖⊖ CHAMFERED

REVISIONS				APPROVED & DATE	
ALT.	ZONE	DESCRIPTION			



1	BRACKET	2.5x304x479	1		RDSO/SPEC C-K201 X2 Cr Ni 12	1.636	
QTY.	DESCRIPTION	DIMENSIONS	ITEM NO.	REF. DRGS	MATL.SPEC.	WT/UNIT IN KGS	REMARKS
GROUP: 1-5 END CONSTRUCTION		SURFACE AREA IN Sq.m.:0.171			WT/ASSY IN Kgs: 1.636		
BRACKET					SCALE	SSE/D	
					1:5	CHD	
					ALT.	ALTD	B.SARAVANAN
						DRN	
INDIAN RAILWAY STANDARDS INTEGRAL COACH FACTORY, CHENNAI - 600038				SHEET 1 OF 1			
					AAA15433		A3

	28-03-2013	
DATE OF LATEST ALT.	DATE OF FIRST ISSUE	AME/SME

REF.DRG.NO.3 10113.0.20.120.183_B

ALL DIMENSIONS ARE IN mm UNLESS OTHERWISE SPECIFIED. FOR UNTOLERANCED DIMENSIONS AND ROUGHNESS VALUES, REFER DRAWING NO ICF/STD-9-0-001.
ANY MANUAL ALTERATION SHALL AUTOMATICALLY RENDER THIS DRAWING INVALID. WELDING SYMBOLS ARE AS PER IS: 813-1986.

AAA15465

▽ ROUGH MACHINED

⊖ ROUGH CLEANED

▽▽ FINISH MACHINED

⊖⊖ BURRS REMOVED

▽▽▽ FINE FINISH MACHINED

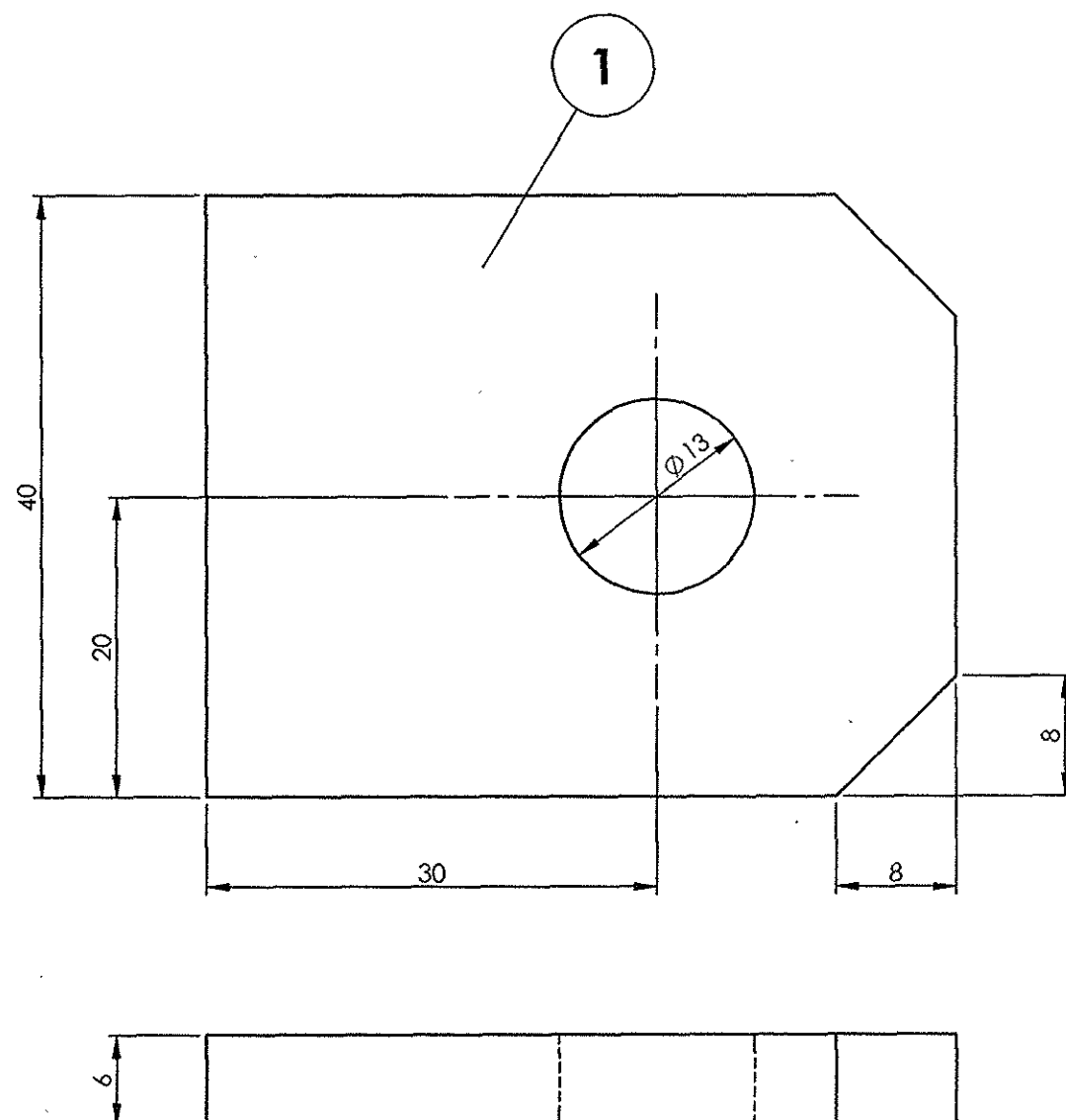
⊖⊖⊖ CHAMFERED



REVISIONS

ALT.

ZONE

DESCRIPTION

APPROVED &
DATE

1	GROUNDING FLAP	6x40x50	1		RDSO/SPEC C-K201 X2CrNi12	0.087	
QTY.	DESCRIPTION	DIMENSIONS	ITEM NO.	REF. DRGS	MATL.SPEC.	WT/UNIT IN KGS	REMARKS
GROUP: 1-5 END CONSTRUCTION		SURFACE AREA IN Sq.m.:0.005			WT/ASSY IN Kgs:0.087		
GROUNDING FLAP					SCALE	SSE/D	
					2:1	CHD	
					ALT.	ALTD	
						DRN	H.Irshath Ahamed
INDIAN RAILWAY STANDARDS INTEGRAL COACH FACTORY, CHENNAI - 600038				SHEET 1 OF 1			
					AAA15465		A3

ALL DIMENSIONS ARE IN mm UNLESS OTHERWISE SPECIFIED. FOR UNTOLERANCED DIMENSIONS AND ROUGHNESS VALUES, REFER DRAWING NO ICF/STD-9-0001.
ANY MANUAL ALTERATION SHALL AUTOMATICALLY RENDER THIS DRAWING INVALID. WELDING SYMBOLS ARE AS PER IS: 813-1986.

REF.DRG.NO.4 10113.0.20.095.103

DATE OF LATEST ALT.

12-06-2013

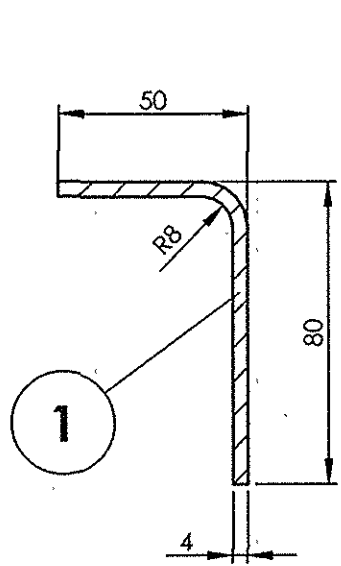
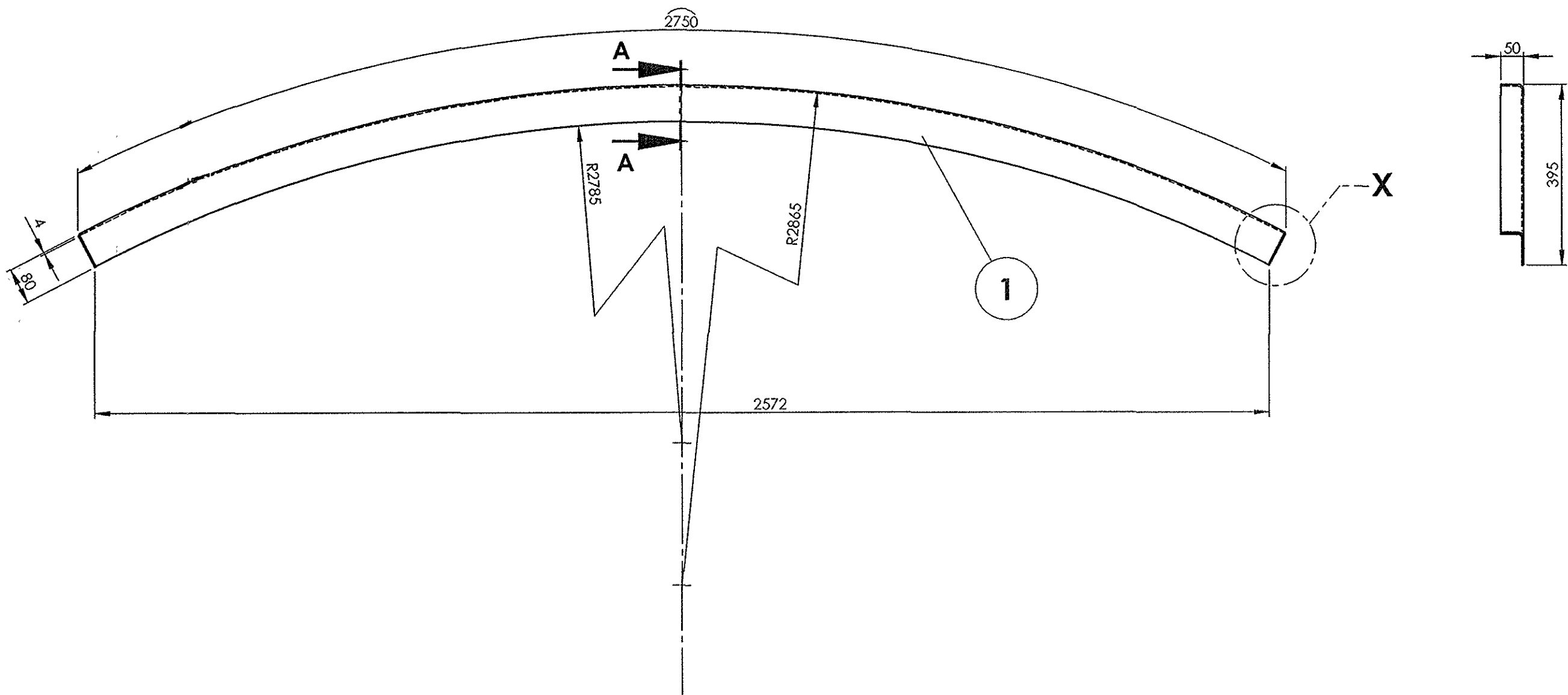
DATE OF FIRST ISSUE

AME/SME

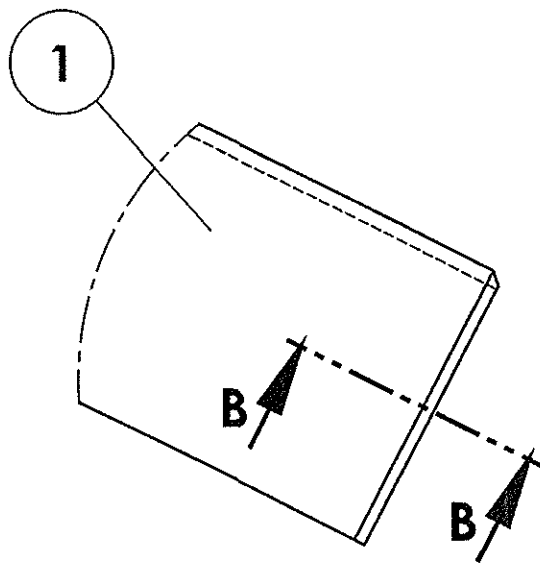
AAA15467

▽ ROUGH MACHINED	⊖ ROUGH CLEANED
▽▽ FINISH MACHINED	⊖b BURRS REMOVED
▽▽▽ FINE FINISH MACHINED	⊖b CHAMFERED

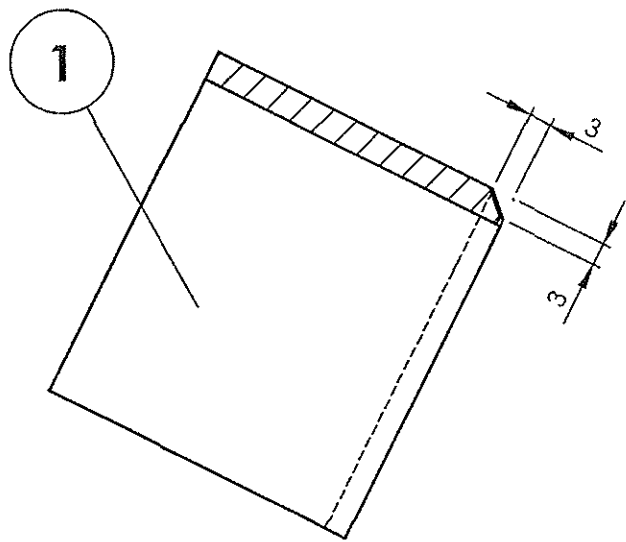
REVISIONS				APPROVED & DATE	
ALT.	ZONE	DESCRIPTION			



SECTION A-A
SCALE 1 : 2



DETAIL X
SCALE 1 : 2



SECTION B-B
SCALE 1 : 1

ALL DIMENSIONS ARE IN mm UNLESS OTHERWISE SPECIFIED. FOR UNTOLERANCED DIMENSIONS AND ROUGHNESS VALUES, REFER DRAWING NO ICF/STD-9-0-001. ANY MANUAL ALTERATION SHALL AUTOMATICALLY RENDER THIS DRAWING INVALID. WELDING SYMBOLS ARE AS PER IS:813-1986.

REF.DRG.NO.2 10113.0.20.120.114

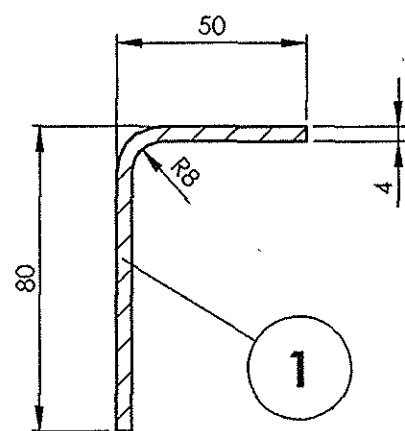
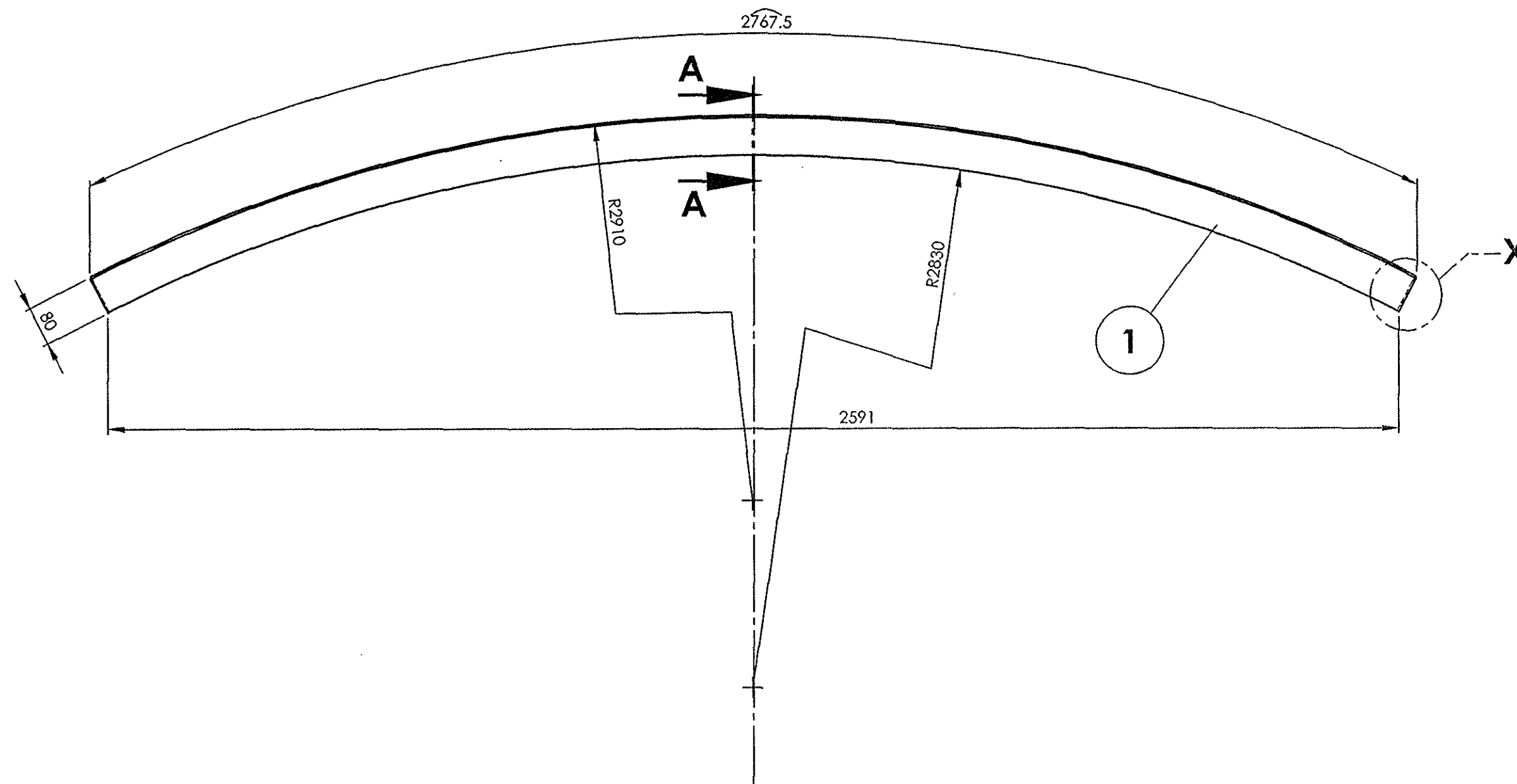
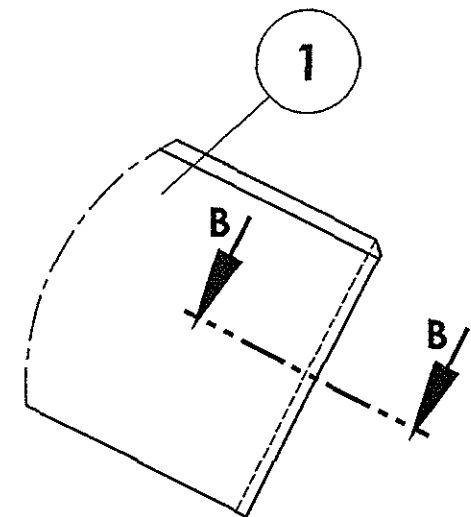
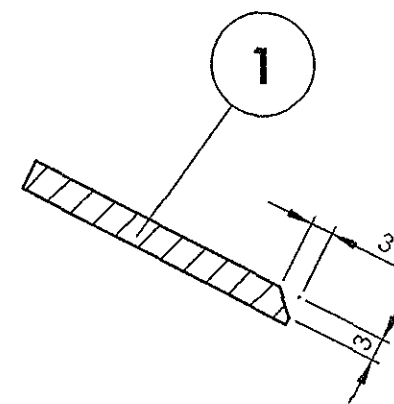
DATE OF LATEST ALT.	12-06-2013	AME/SME
---------------------	------------	---------

1	ARCH	4x122x2750	1		RDSO/SPEC C-K201 X2CrNi12	10.600	
QTY.	DESCRIPTION	DIMENSIONS	ITEM NO.	REF. DRGS	MATL.SPEC.	WT/UNIT IN KGS	REMARKS
GROUP: 1-5 END CONSTRUCTION				SURFACE AREA IN Sq.m.: 0.685		WT/ASSY IN Kgs: 10.600	
ARCH					SCALE 1:10	SSE/D	Suprem
					ALT	CHD	
					DRN	ALTD	
					DRN	DRN	H.Irshath Ahamed
INDIAN RAILWAY STANDARDS					SHEET 1 OF 1		
INTEGRAL COACH FACTORY, CHENNAI - 600038					AAA15467		
					A2		

AAA15468

▽ ROUGH MACHINED	① ROUGH CLEANED
▽▽ FINISH MACHINED	② BURRS REMOVED
▽▽▽ FINE FINISH MACHINED	③ CHAMFERED

REVISIONS				APPROVED & DATE	
ALT.	ZONE	DESCRIPTION			

SECTION A-A
SCALE 1 : 2DETAIL X
SCALE 1 : 2SECTION B-B
SCALE 1 : 1

ALL DIMENSIONS ARE IN mm UNLESS OTHERWISE SPECIFIED. FOR UNTOLERANCED DIMENSIONS AND ROUGHNESS VALUES, REFER DRAWING NO. ICF/STD-9-0-001.
ANY MANUAL ALTERATION SHALL AUTOMATICALLY RENDER THIS DRAWING INVALID. WELDING SYMBOLS ARE AS PER IS:813:1986.

REF.DRG.NO.2 10113.0.20.120.147

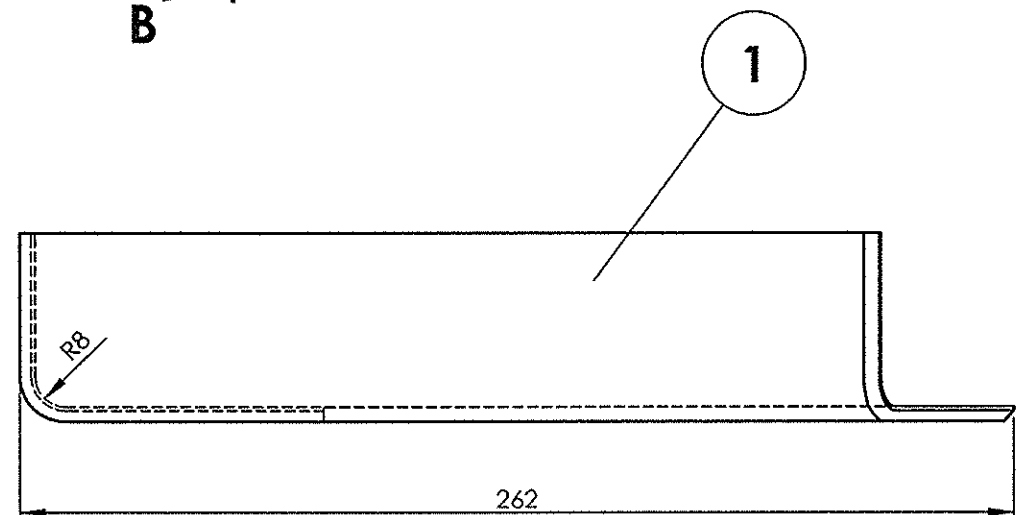
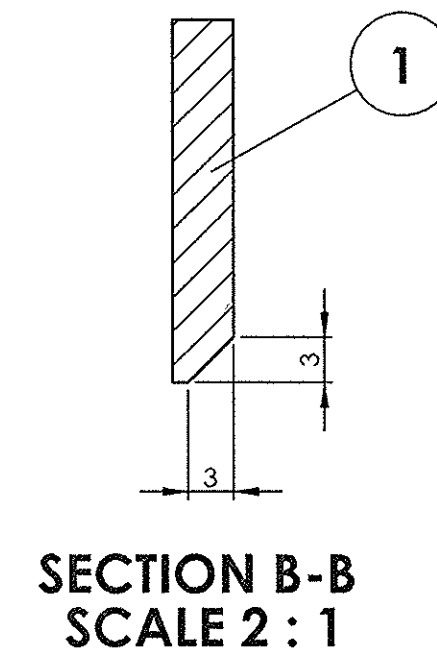
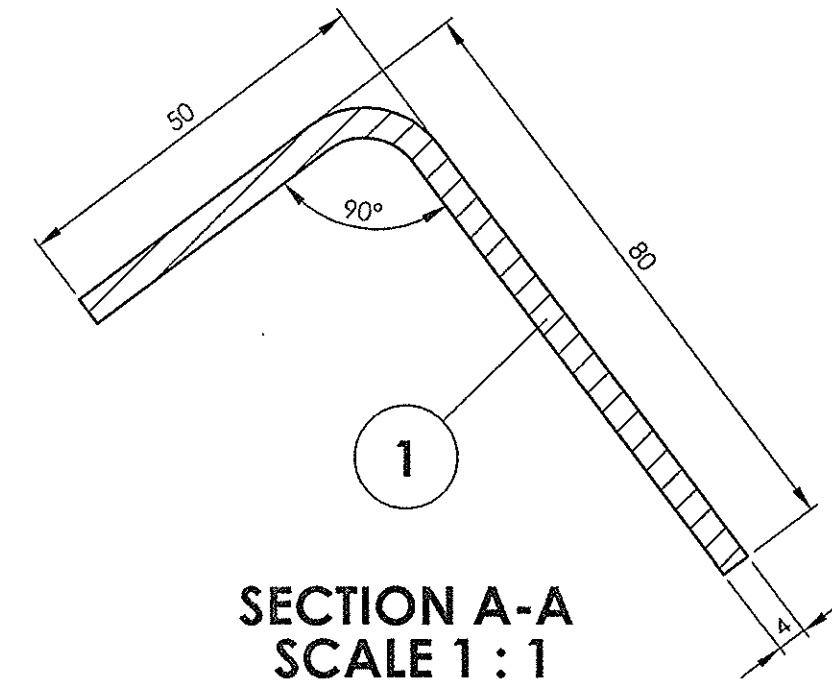
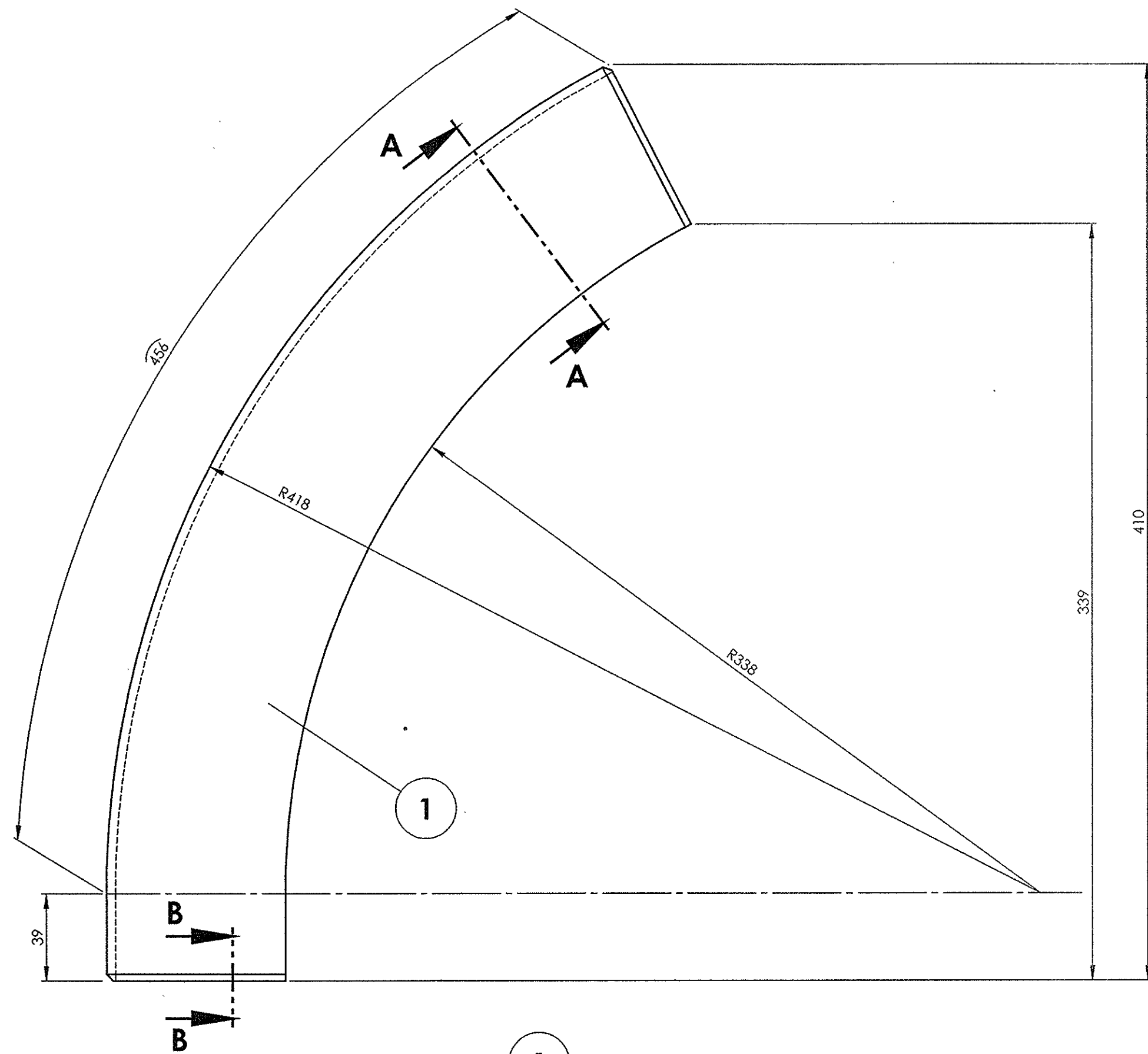
DATE OF LATEST ALT.	12-06-2013	AME/SME
---------------------	------------	---------

1	ARCH	4x122x2767.5	1		RDSO/SPEC C- K201 X2CrNi12	10.669	
QTY.	DESCRIPTION	DIMENSIONS	ITEM NO.	REF. DRGS	MATL.SPEC.	WT/UNIT IN KGS	REMARKS
GROUP: 1-5 END CONSTRUCTION				SURFACE AREA IN Sq.m.: 0.690		WT/ASSY IN Kgs: 10.669	
ARCH					SCALE 1:10	SSE/D	10.669
					CHD		
					ALT	ALTD	
					DRN		H.Irshath Ahamed
INDIAN RAILWAY STANDARDS					SHEET 1 OF 1		
INTEGRAL COACH FACTORY, CHENNAI - 600038					AAA15468		
					A2		

AAA15469

▽ ROUGH MACHINED	① ROUGH CLEANED
▽▽ FINISH MACHINED	② BURRS REMOVED
▽▽▽ FINE FINISH MACHINED	③ CHAMFERED

REVISIONS			
ALT.	ZONE	DESCRIPTION	APPROVED & DATE



ALL DIMENSIONS ARE IN mm UNLESS OTHERWISE SPECIFIED. FOR UNTOLERANCED DIMENSIONS AND ROUGHNESS VALUES, REFER DRAWING NO ICF/STD-9-0001.
ANY MANUAL ALTERATION SHALL AUTOMATICALLY RENDER THIS DRAWING INVALID. WELDING SYMBOLS ARE AS PER IS:813-1986.

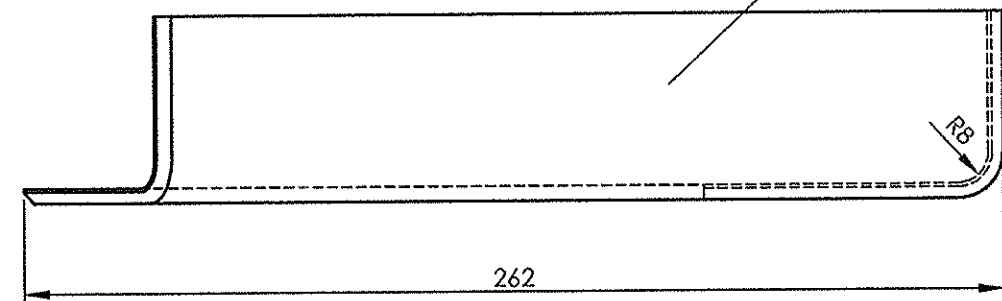
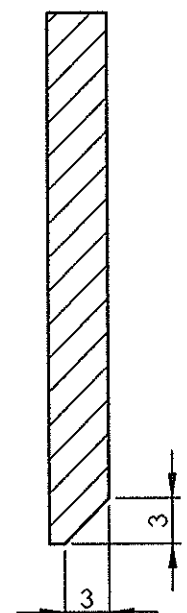
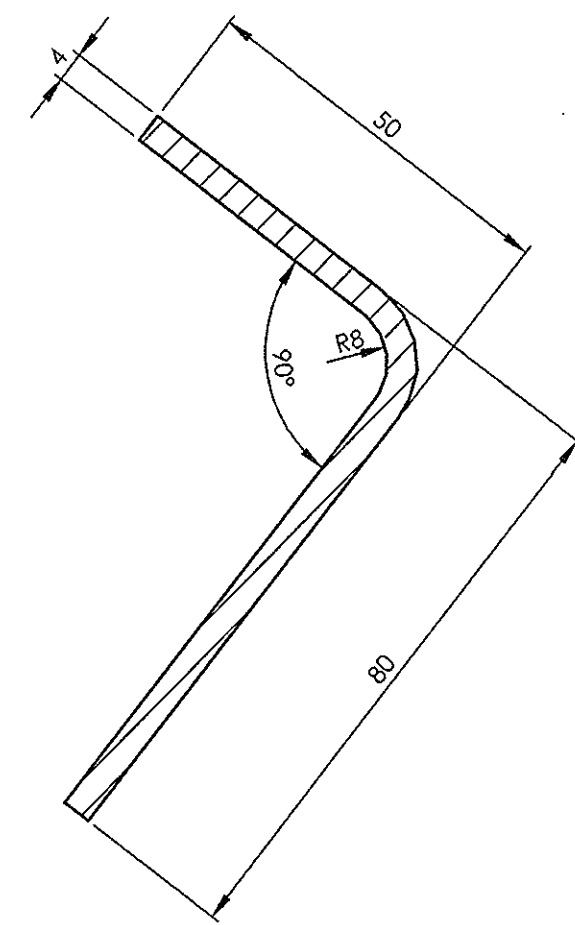
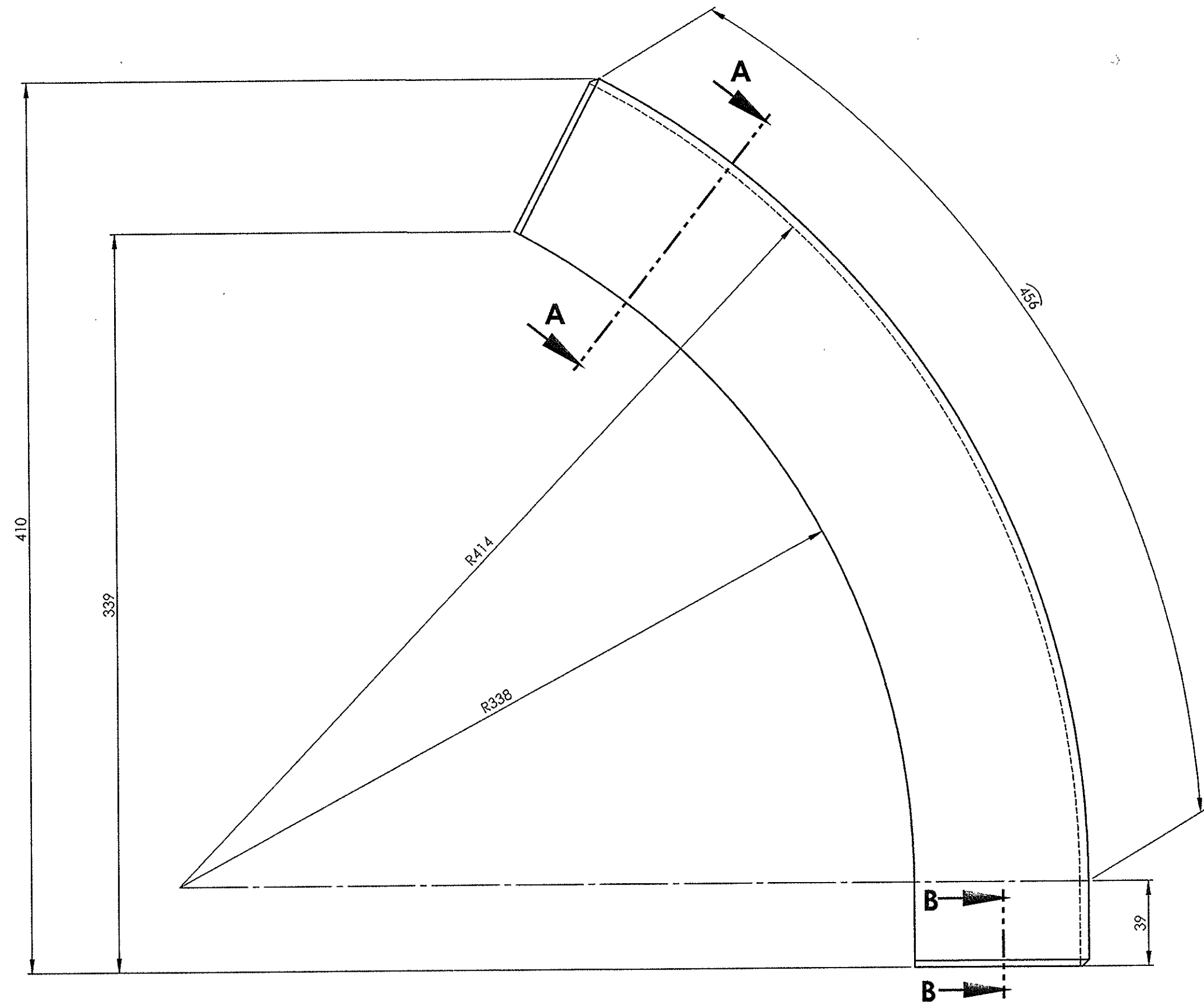
REF.DRG.NO.2 10113.0.20.120.168

DATE OF LATEST ALT.	12-06-2013	AME/SME
---------------------	------------	---------

1	ARCH	4x122x495	1		RDSO/SPEC C-K201 X2CrNi12	1.804	
QTY.	DESCRIPTION	DIMENSIONS	ITEM NO.	REF. DRGS	MATL.SPEC.	WT/UNIT IN KGS	REMARKS
GROUP: 1-5 END CONSTRUCTION					SURFACE AREA IN Sq.m.:0.117		
ARCH					SCALE 1:2	SSE/D	H. Irshath Ahmed
					ALT	CHD	
					DRN	ALTD	
					DRN	DRN	
INDIAN RAILWAY STANDARDS				SHEET 1 OF 1		AAA15469	
INTEGRAL COACH FACTORY, CHENNAI - 600038						A2	

AAA15470

▽ ROUGH MACHINED			① ROUGH CLEANED			REVISIONS				
▽▽ FINISH MACHINED			② BURRS REMOVED			ALT.	ZONE	DESCRIPTION		APPROVED & DATE
▽▽▽ FINE FINISH MACHINED			③ CHAMFERED			a		THICKNESS CORRECTED FROM 2MM TO 4MM IN BOM		



ALL DIMENSIONS ARE IN mm UNLESS OTHERWISE SPECIFIED. FOR UNTOLERANCED DIMENSIONS AND ROUGHNESS VALUES, REFER DRAWING NO. ICF/STD-9-0-001. ANY MANUAL ALTERATION SHALL AUTOMATICALLY RENDER THIS DRAWING INVALID. WELDING SYMBOLS ARE AS PER IS:813-1986. WEIGHT GIVEN IN DRAWING IS FOR INDICATIVE PURPOSE ONLY.

REF.DRG.NO.2 10113.0.20.120.169

12/3/17	12-06-2013	
DATE OF LATEST ALT.	DATE OF FIRST ISSUE	AME/SME


1	ARCH	4x122x495	1		RDSO/SPEC C-K201 X2CrNi12	1.804	
QTY.	DESCRIPTION	DIMENSIONS	ITEM NO.	REF. DRGS	MATL.SPEC.	WT/UNIT IN KGS	REMARKS
GROUP: 1-5 END CONSTRUCTION				SURFACE AREA IN Sq.m.: 0.117		WT/ASSY IN Kgs:	
ARCH					SCALE 1:2	SSE/D	
					CHD		
					ALT a	ALTD	TIKYA NAIK M
					DRN		H.Irshath Ahamed
INDIAN RAILWAY STANDARDS				SHEET 1 OF 1		AAA15470	
INTEGRAL COACH FACTORY, CHENNAI - 600038						A2	

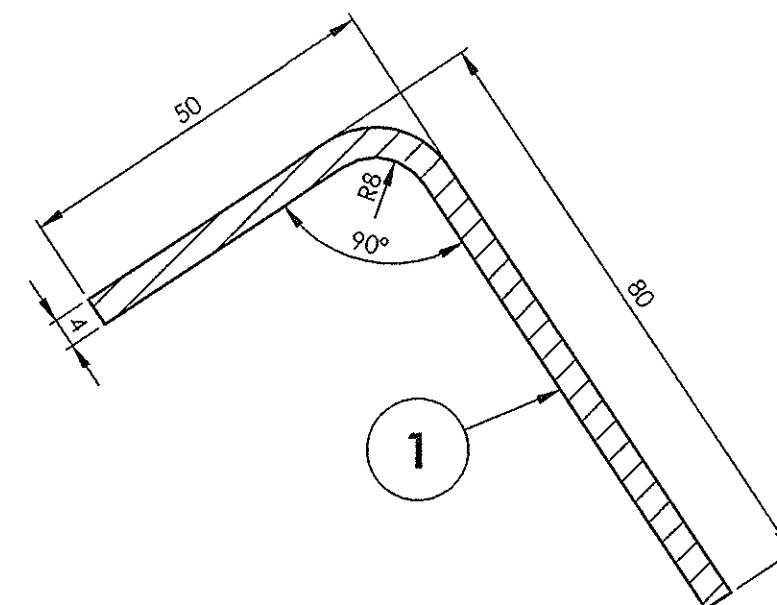
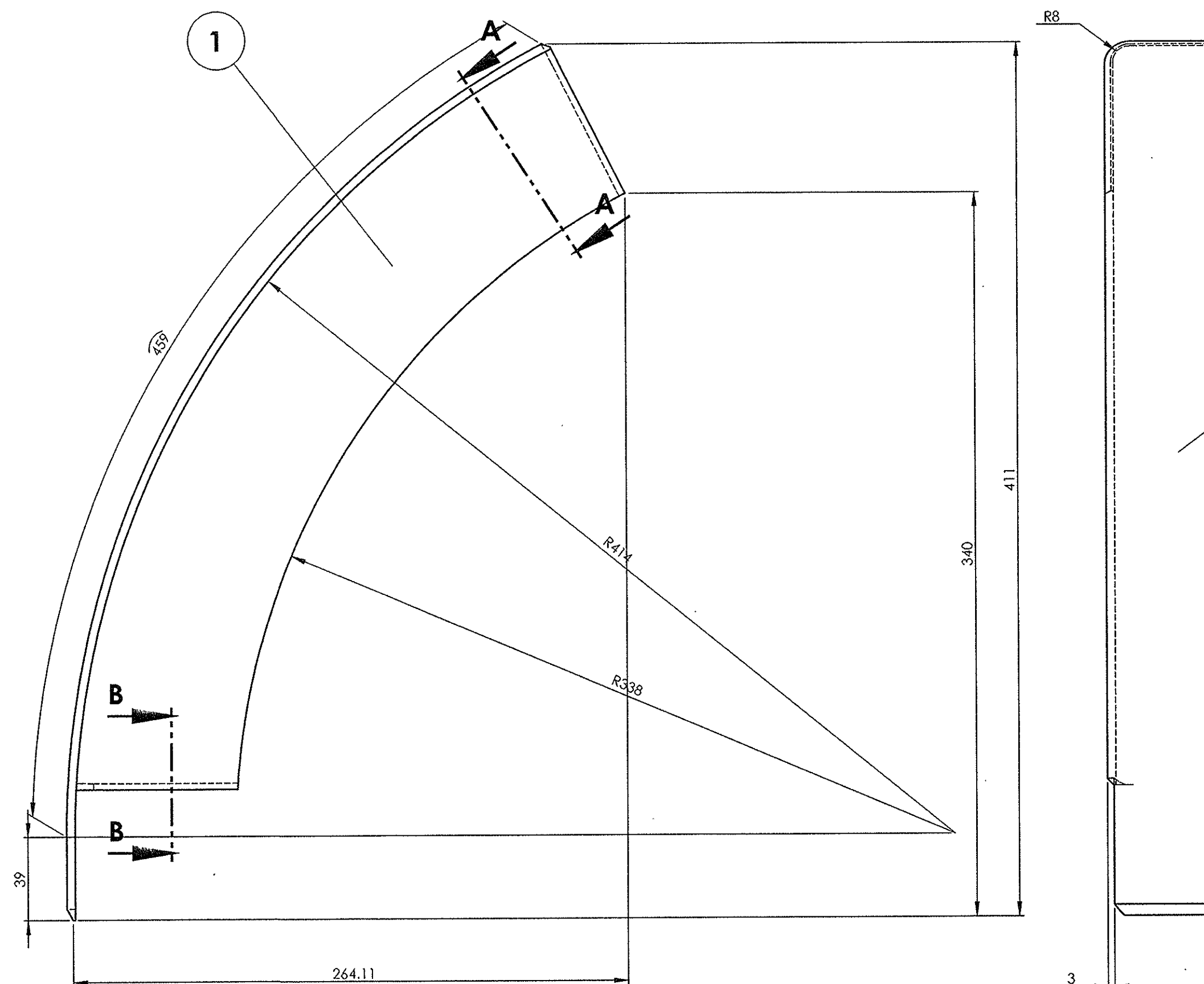
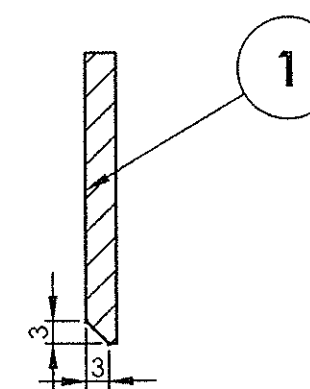
AAA15471

▽ ROUGH MACHINED
▽▽ FINISH MACHINED
▽▽▽ FINE FINISH MACHINED

① ROUGH CLEANED
② BURRS REMOVED
③ CHAMFERED


REVISIONS


ALT.	ZONE	DESCRIPTION	APPROVED & DATE
a		THICKNESS CORRECTED FROM 2MM TO 4MM IN BOM.	

SECTION A-A
SCALE 1 : 1SECTION B-B
SCALE 1 : 1

ALL DIMENSIONS ARE IN mm UNLESS OTHERWISE SPECIFIED. FOR UNTOLERANCED DIMENSIONS AND ROUGHNESS VALUES, REFER DRAWING NO. ICF/STD-9-0-001.
ANY MANUAL ALTERATION SHALL AUTOMATICALLY RENDER THIS DRAWING INVALID. WELDING SYMBOLS ARE AS PER IS:813-1986. WEIGHT GIVEN IN DRAWING IS FOR INDICATIVE PURPOSE ONLY.

REF.DRG.NO.2 10113.0.20.120.170

17/3/17	06-03-2013	
DATE OF LATEST ALT.	DATE OF FIRST ISSUE	AME/SME

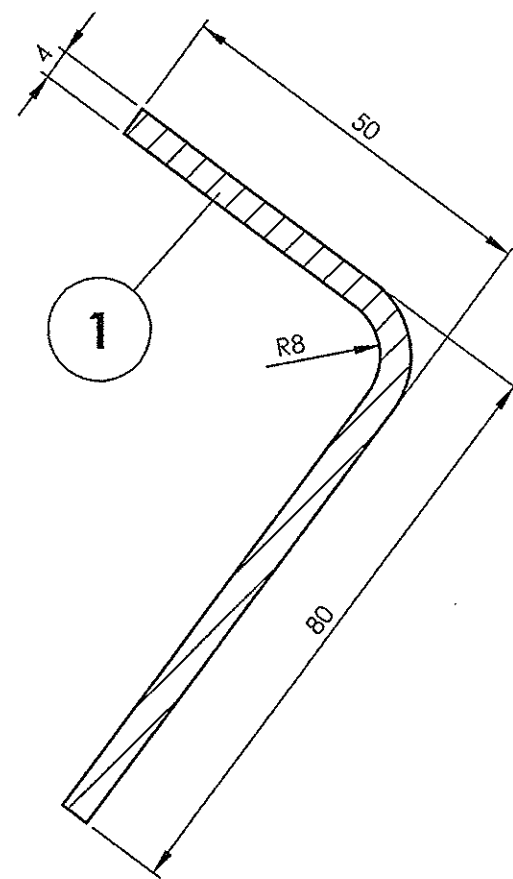
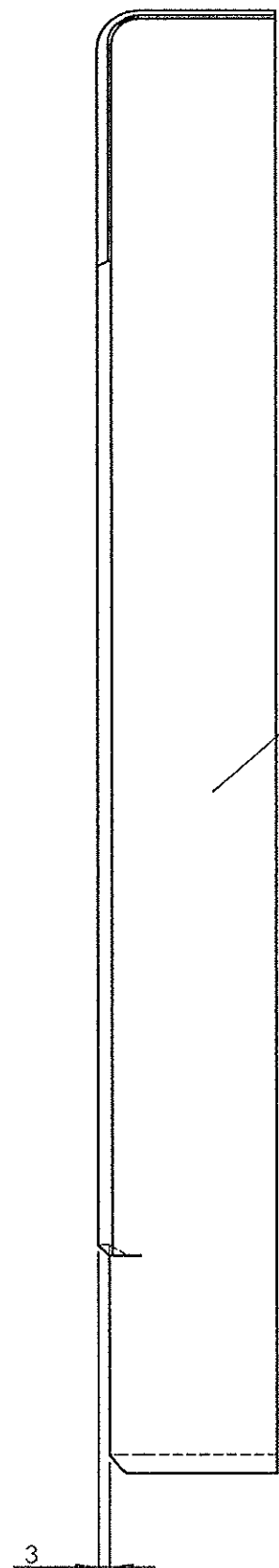
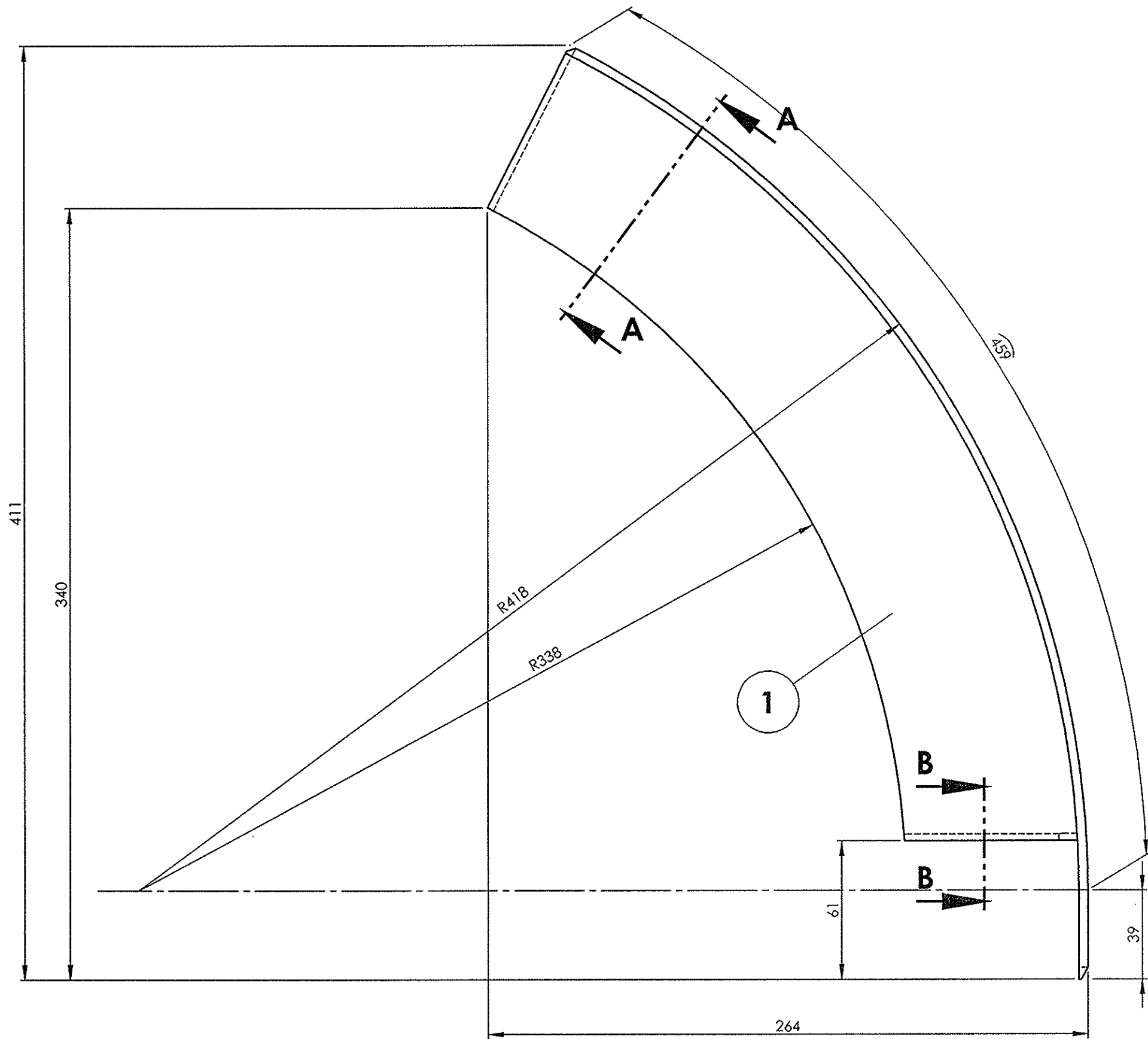
1	ARCH	4x122x498	1		RDSO/SPEC C- K201 X2CrNi12	1.662	
QTY.	DESCRIPTION	DIMENSIONS	ITEM NO.	REF. DRGS	MATL.SPEC.	WT/UNIT IN KGS	REMARKS
GROUP: 1-5 END CONSTRUCTION				SURFACE AREA IN Sq.m.: 0.109		WT/ASSY IN Kgs:	
ARCH				SCALE 1:2	SSE/D		
				CHD			
				ALT a	ALTD	TIKYA NAIK M	
				DRN		H.Irshath Ahamed	
INDIAN RAILWAY STANDARDS				SHEET 1 OF 1		AAA15471	
INTEGRAL COACH FACTORY, CHENNAI - 600038						A2	

AAA15472

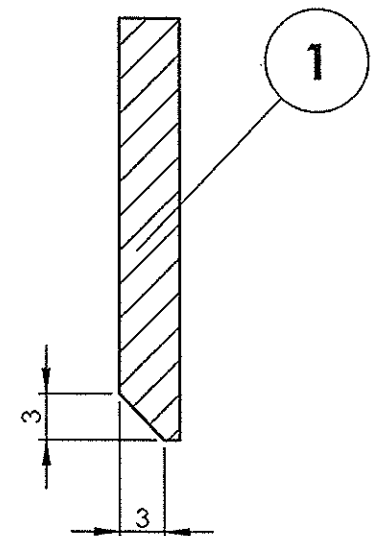
▽ ROUGH MACHINED	⊖ ROUGH CLEANED
▽▽ FINISH MACHINED	⊖⊖ BURRS REMOVED
▽▽▽ FINE FINISH MACHINED	⊖⊖⊖ CHAMFERED

REVISIONS			
ALT.	ZONE	DESCRIPTION	APPROVED & DATE

ALL DIMENSIONS ARE IN mm UNLESS OTHERWISE SPECIFIED. FOR UNTOLERANCED DIMENSIONS AND ROUGHNESS VALUES, REFER DRAWING NO. ICF/STD-9-0-001. ANY MANUAL ALTERATION SHALL AUTOMATICALLY RENDER THIS DRAWING INVALID. WELDING SYMBOLS ARE AS PER IS:813-1986.



SECTION A-A
SCALE 1 : 1

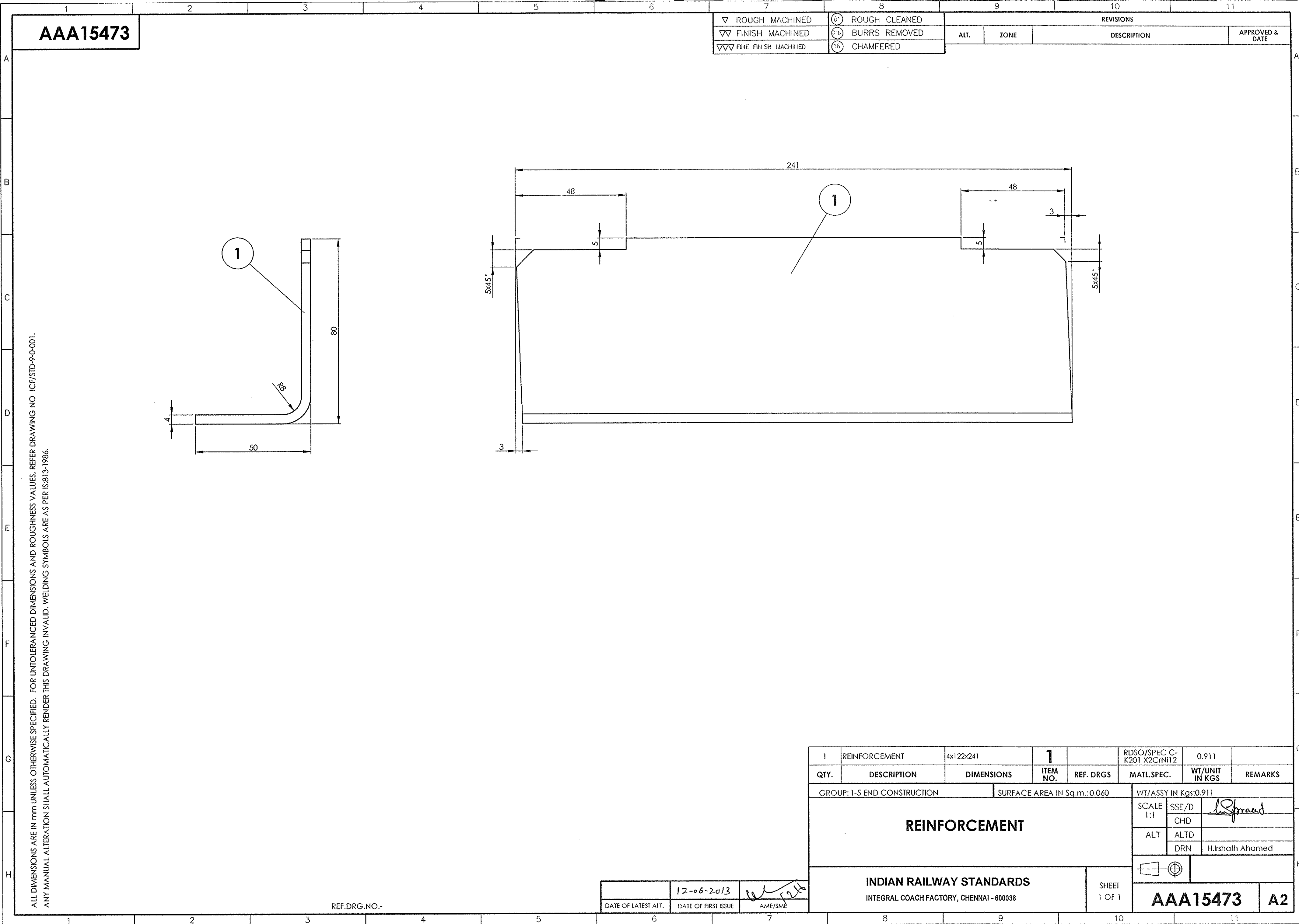


SECTION B-B
SCALE 2 : 1

1	ARCH	4x122x498	1		RDSO/SPEC C-K201 X2CrNi12	1.662	
QTY.	DESCRIPTION	DIMENSIONS	ITEM NO.	REF. DRGS	MATL.SPEC.	WT/UNIT IN KGS	REMARKS
GROUP: 1-5 END CONSTRUCTION				SURFACE AREA IN Sq.m.: 0.109		WT/ASSY IN Kgs: 1.662	
ARCH					SCALE 1:2	SSE/D	
					CHD	CHD	
					ALT	ALTD	H. Irshath Ahamed
					DRN	DRN	
INDIAN RAILWAY STANDARDS					SHEET 1 OF 1		
INTEGRAL COACH FACTORY, CHENNAI - 600038					AAA15472		A2

REF.DRG.NO.2 10113.0.20.120.171

	12-06-2013	
DATE OF LATEST ALT.	DATE OF FIRST ISSUE	AME/SME



AAA15473

▽ ROUGH MACHINED	① ROUGH CLEANED
▽▽ FINISH MACHINED	② BURRS REMOVED
▽▽▽ FINE FINISH MACHINED	③ CHAMFERED


REVISIONS			
ALT.	ZONE	DESCRIPTION	APPROVED & DATE

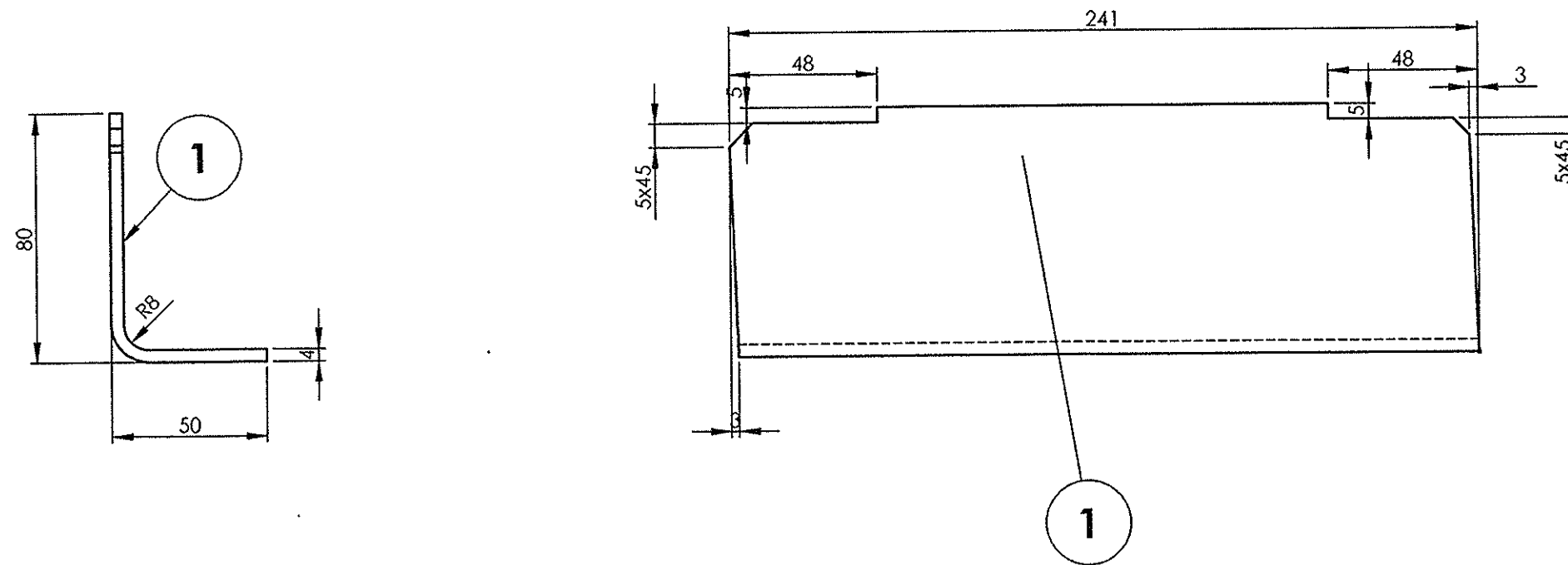
ALL DIMENSIONS ARE IN mm UNLESS OTHERWISE SPECIFIED. FOR UNTOLERANCED DIMENSIONS AND ROUGHNESS VALUES, REFER DRAWING NO IC/STD-9-0-001. ANY MANUAL ALTERATION SHALL AUTOMATICALLY RENDER THIS DRAWING INVALID. WELDING SYMBOLS ARE AS PER IS813-1986.

1	REINFORCEMENT	4x122x241	1		RDSO/SPEC C-K201 X2CrNi12	0.911	
QTY.	DESCRIPTION	DIMENSIONS	ITEM NO.	REF. DRGS	MATL.SPEC.	WT/UNIT IN KGS	REMARKS
GROUP: 1-5 END CONSTRUCTION				SURFACE AREA IN Sq.m.: 0.060		WT/ASSY IN Kgs: 0.911	
REINFORCEMENT					SCALE 1:1	SSE/D CHD	H. Irshath Ahmed
					ALT	ALTD	
					DRN		
INDIAN RAILWAY STANDARDS				SHEET 1 OF 1		AAA15473	
INTEGRAL COACH FACTORY, CHENNAI - 600038						A2	

DATE OF LATEST ALT.	12-06-2013	AME/SME
---------------------	------------	---------

AAA15474

▽ ROUGH MACHINED	(01)	ROUGH CLEANED	REVISIONS			
▽▽ FINISH MACHINED	(02)	BURRS REMOVED	ALT.	ZONE	DESCRIPTION	APPROVED & DATE
▽▽▽ FINE FINISH MACHINED	(03)	CHAMFERED	a		THICKNESS CORRECTED FROM 2MM TO 4MM.	

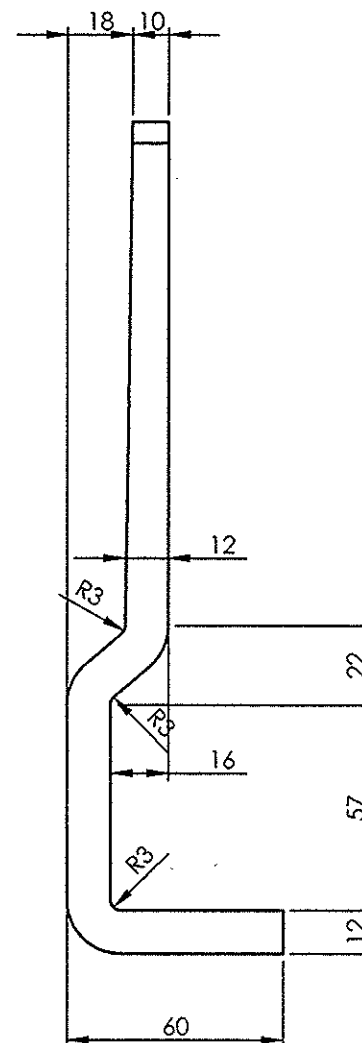
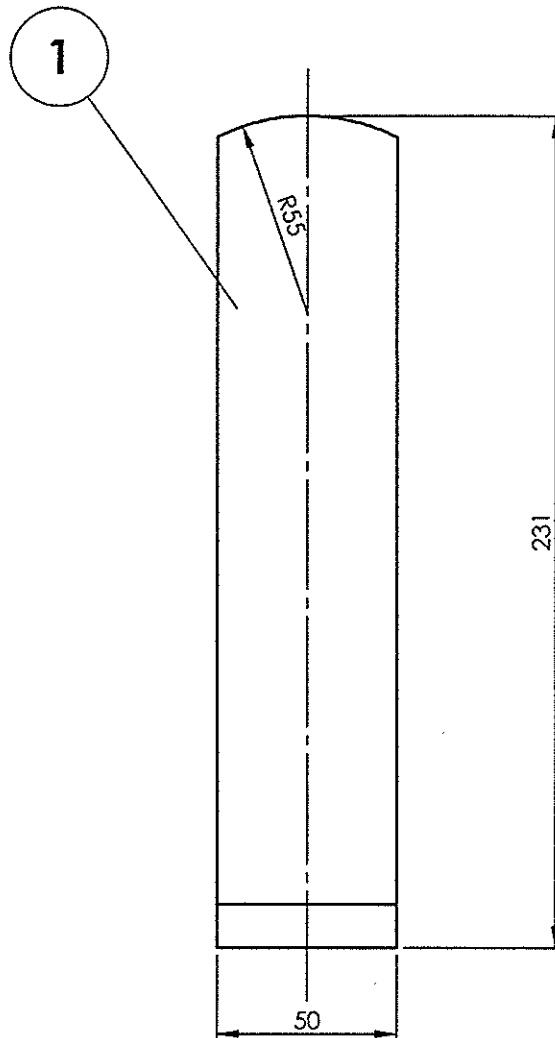


1	REINFORCEMENT	4x122x241	1		RDSO/SPEC C- K201 X2CrNi12	0.911	
QTY.	DESCRIPTION	DIMENSIONS	ITEM NO.	REF. DRGS	MATL.SPEC.	WT/UNIT IN KGS	REMARKS
GROUP: I-5 END CONSTRUCTION					SURFACE AREA IN Sq.m.: 0.060		
REINFORCEMENT					SCALE 1:2	SSE/D CHD	Li. S. Prasad
					ALT a	ALTD DRN	TIKYA NAIK M H. Irshath Ahamed
					INDIAN RAILWAY STANDARDS		
					INTEGRAL COACH FACTORY, CHENNAI - 600038		
12/3/17					DATE OF LATEST ALT.	DATE OF FIRST ISSUE	NAME/SME
12-06-2013					SHEET 1 OF 1		
AAA15474					A2		

AAA26077

▽ ROUGH MACHINED	③ ROUGH CLEANED
▽▽ FINISH MACHINED	④ BURRS REMOVED
▽▽▽ FINE FINISH MACHINED	⑤ CHAMFERED

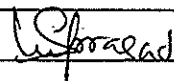
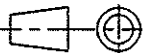
REVISIONS			
ALT.	ZONE	DESCRIPTION	APPROVED & DATE
a		MAT.SPECIFICATION FOR ITEM-1 UPDATED.	-sd-
b		MATERIAL SPECIFICATION ALTD FROM IRS M41-1997 TO SS409M.	-sd-
c		HOLES DELETED.	<i>[Signature]</i>



ALL DIMENSIONS ARE IN mm UNLESS OTHERWISE SPECIFIED. FOR UNTOLERANCED DIMENSIONS AND ROUGHNESS VALUES, REFER DRAWING NO IC/STD 9 0 001.
ANY MANUAL ALTERATION SHALL AUTOMATICALLY RENDER THIS DRAWING INVALID. WELDING SYMBOLS ARE AS PER IS: 813 1986.
WEIGHT GIVEN IN DRAWING IS FOR INDICATIVE PURPOSE ONLY

REF.DRG.NO.2 10113.0.10.320.101

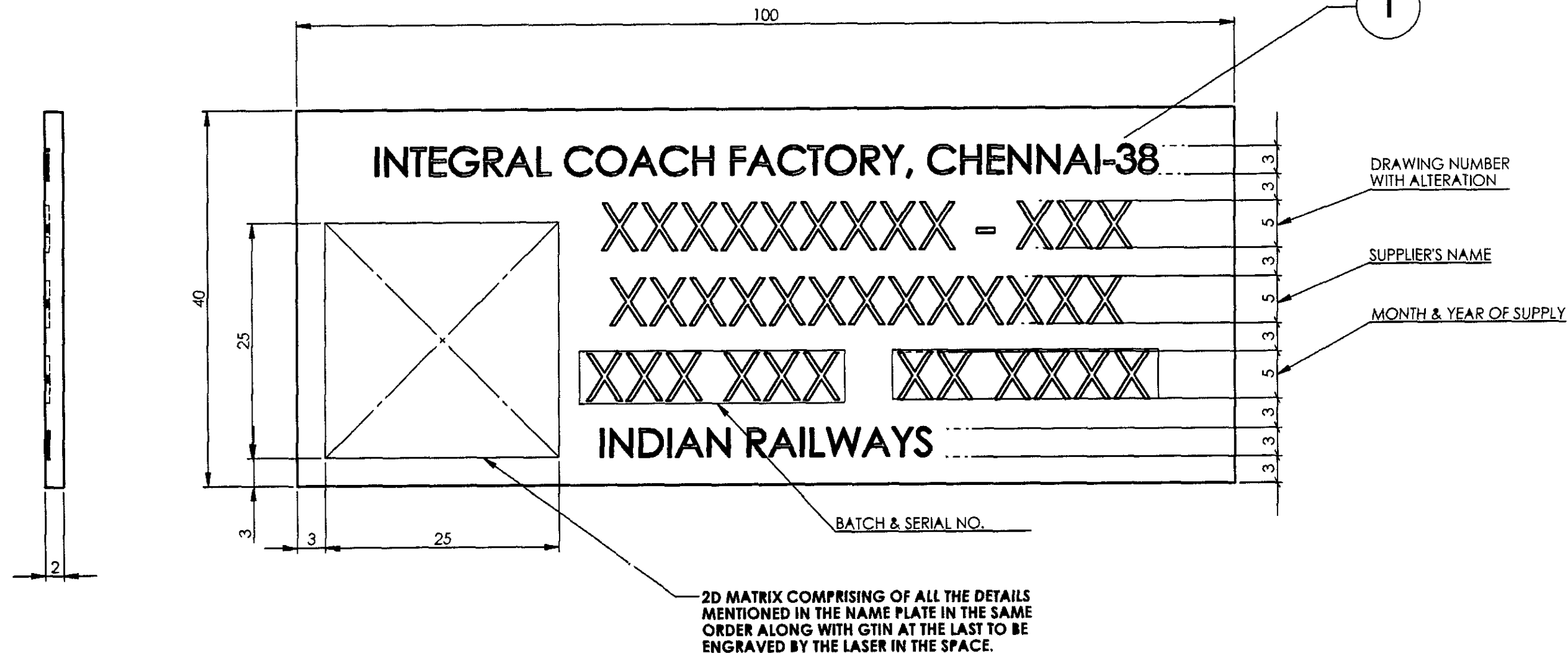
3-04-2017	12-07-2013	<i>[Signature]</i> 3/4
DATE OF LATEST ALT.	DATE OF FIRST ISSUE	NAME/SME

1	BRACKET	12x50x279	1		SS-409M	1.286	
QTY.	DESCRIPTION	DIMENSIONS	ITEM NO.	REF. DRGS	MATL.SPEC.	WT/UNIT IN KGS	REMARKS
GROUP: 2-6		SURFACE AREA IN Sq.m.:0.035			WT/ASSY IN Kgs:		
TAIL LAMP BRACKET					SCALE	SSE/D	
					1:2	CHD	
					ALT.	ALTD	H. Irshath Ahamed
					c	DRN	L.PANDURANGA RAO
INDIAN RAILWAY STANDARDS							
INTEGRAL COACH FACTORY, CHENNAI - 600038					SHEET 1 OF 1		AAA26077
							13

AAA51072

▽ ROUGH MACHINED	① ROUGH CLEANED
▽▽ FINISH MACHINED	①① BURRS REMOVED
▽▽▽ FINE FINISH MACHINED	①①① CHAMFERED

REVISIONS			
ALT.	ZONE	DESCRIPTION	APPROVED & DATE
a		NAME PLATE REVISED.	-sd-
b		DESIGN REVISED.	-sd-
c		BATCH & SERIAL NO. ADDED	-sd-
d		NOTE-2 ADDED.	<i>sd</i>

**NOTE:**

1. LETTERS TO BE PUNCHED OR ENGRAVED.

2. ALTERNATIVELY AISI-304/SS-304 (X02Cr19Ni10)/IS:6911(X04Cr19Ni9) ALSO ACCEPTABLE.

1	NAME PLATE FOR SUPPLIER IDENTIFICATION	2x40x100	1		RDSO/SPEC C-K201 X2 Cr Ni 12	0.063	\$		
QTY	DESCRIPTION	DIMENSIONS	ITEM NO.	REF. DRGS	MATL.SPEC.	WT/UNIT IN KGS	REMARKS		
GROUP: 5-1 Body Side Doors		SURFACE AREA IN Sq.m.:0.009		WT/ASSY IN Kgs:					
NAME PLATE FOR SUPPLIER IDENTIFICATION					SCALE 2:1	SSE/D CHD	<i>sd</i>		
					ALT. d	ALTD DRN	KUNTI THAKUR G. NAGESWARAN		
INDIAN RAILWAY STANDARDS					SHEET 1 OF 1				
INTEGRAL COACH FACTORY, CHENNAI - 600038					AAA51072				
					A3				

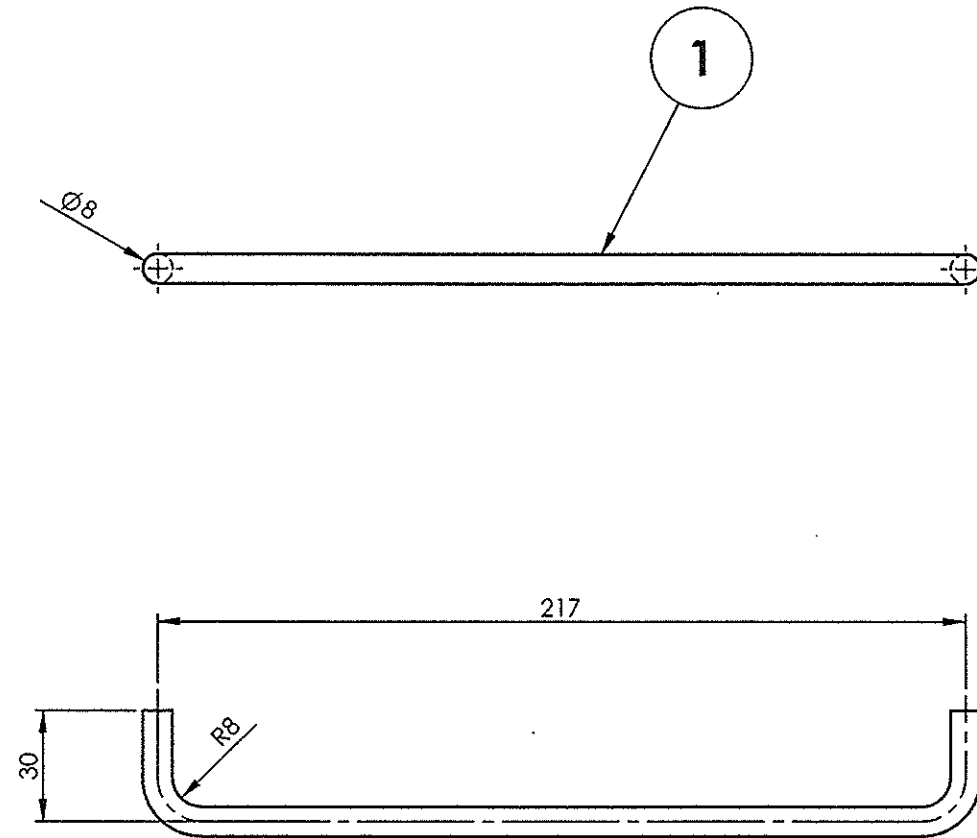
06-07-2024	02.06.2010	<i>sd</i>
DATE OF LATEST ALT.	DATE OF FIRST ISSUE	AME/SME


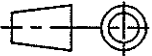
REF.DRG.NO.

AAB15116

▽ ROUGH MACHINED	① ROUGH CLEANED
▽▽ FINISH MACHINED	①b BURRS REMOVED
▽▽▽ FINE FINISH MACHINED	①8 CHAMFERED


REVISIONS				APPROVED & DATE	
ALT.	ZONE	DESCRIPTION			





1	CABLE TIE ROD	ø8x267	1		AIISI-304	0.11	
QTY.	DESCRIPTION	DIMENSIONS	ITEM NO.	REF. DRGS	MATL.SPEC.	WT/UNIT IN KGS	REMARKS
GROUP: 1-5		SURFACE AREA IN Sq.m.:			WT/ASSY IN Kgs:		
CABLE TIE ROD					SCALE	SSE/D	
					1:2	CHD	
					ALT.	ALTD	
						DRN	T.UKKIRAPANDIAN
INDIAN RAILWAY STANDARDS INTEGRAL COACH FACTORY, CHENNAI - 600038				SHEET 1 OF 1			
					AAB15116		A3

AAB15177

▽ ROUGH MACHINED	① ROUGH CLEANED
▽▽ FINISH MACHINED	①b BURRS REMOVED
▽▽▽ FINE FINISH MACHINED	①8 CHAMFERED

6		7		8	
REVISIONS					
ALT.	ZONE	DESCRIPTION			APPROVED & DATE
a		RM LENGTH OF ITEM-1 ALTD FROM 420 TO 400.			



1	ELEC CABLE TIE ROD	Ø8 x 400	1		AIISI-304	0.16	
QTY.	DESCRIPTION	DIMENSIONS	ITEM NO.	REF. DRGS	MATL.SPEC.	WT/UNIT IN KGS	REMARKS
GROUP: 1-5		SURFACE AREA IN Sq.m.:			WT/ASSY IN Kgs:		
ELEC CABLE TIE ROD					SCALE 1:2	SSE/D	L. Panduranga
						CHD	
					ALT. a	ALTD	H IRSHATH AHAMED
						DRN	H IRSHATH AHAMED
INDIAN RAILWAY STANDARDS				SHEET 1 OF 1			A3
INTEGRAL COACH FACTORY, CHENNAI - 600038					AAB15177		

ALL DIMENSIONS ARE IN mm UNLESS OTHERWISE SPECIFIED. FOR UNTOLERANCED DIMENSIONS AND ROUGHNESS VALUES, REFER DRAWING NO IC/STD-9-0-001.
ANY MANUAL ALTERATION SHALL AUTOMATICALLY RENDER THIS DRAWING INVALID. WELDING SYMBOLS ARE AS PER IS: 813-1986.
WEIGHT GIVEN IN DRAWING IS FOR INDICATIVE PURPOSE ONLY

REF.DRG.NO.-

AAB15410

▽ ROUGH MACHINED	① ROUGH CLEANED
▽▽ FINISH MACHINED	①b BURRS REMOVED
▽▽▽ FINE FINISH MACHINED	⑱ CHAMFERED

REVISIONS				APPROVED & DATE	
ALT.	ZONE	DESCRIPTION		DATE	

α2\ (LEAK PROOF WELDING)

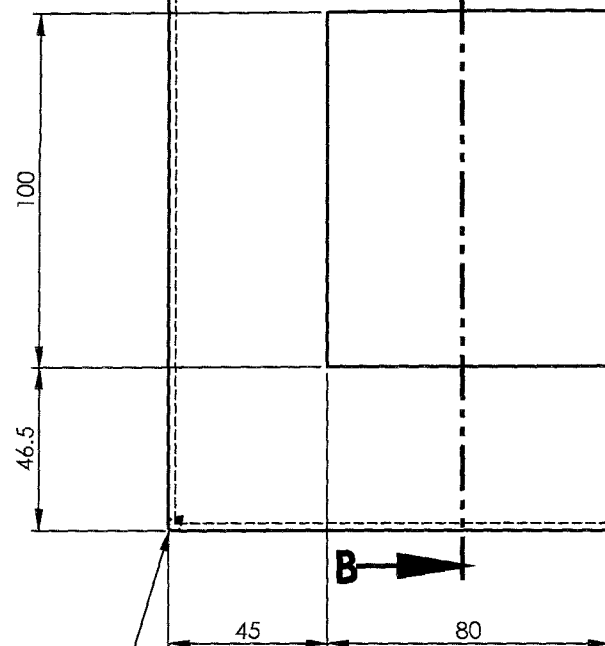
1

B

α2\ (LEAK PROOF WELDING)

A

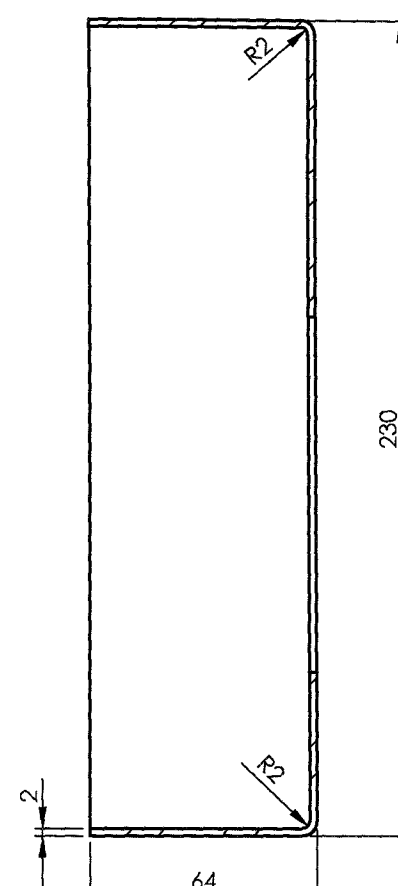
A



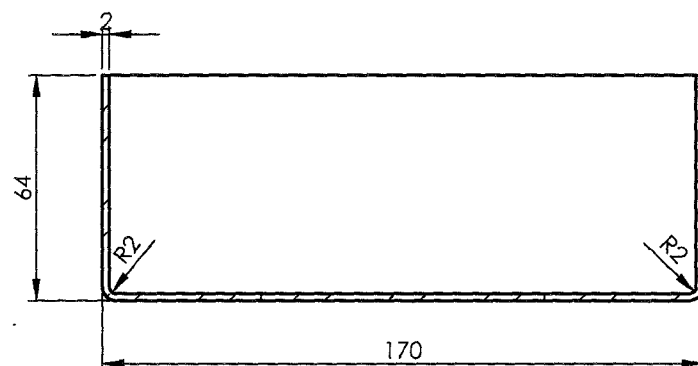
α2\ (LEAK PROOF WELDING)

B

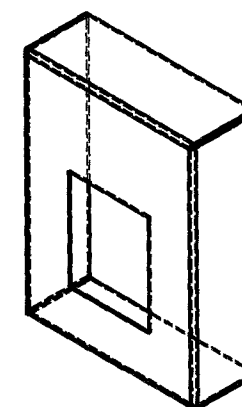
α2\ (LEAK PROOF WELDING)



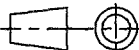
SECTION B-B



SECTION A-A



ISOMETRIC VIEW

1	BRACKET FOR GPS ANTENA	2x292x352	1		AlSI 304	1.27	
QTY.	DESCRIPTION	DIMENSIONS	ITEM NO.	REF. DRGS	MATL.SPEC.	WT/UNIT IN KGS	REMARKS
GROUP: 1-5		SURFACE AREA IN Sq.m.:			WT/ASSY IN Kgs:		
BRACKET FOR GPS ANTENA					SCALE	SSE/D	A-04
					1:2	CHD	
					ALT.	ALTD	
					DRN	V.SURESHBABU	
INDIAN RAILWAY STANDARDS							
INTEGRAL COACH FACTORY, CHENNAI - 600038				SHEET 1 OF 1		AAB15410	
						A3	

AAB15423

▽ ROUGH MACHINED
▽▽ FINISH MACHINED
▽▽▽ FINE FINISH MACHINED

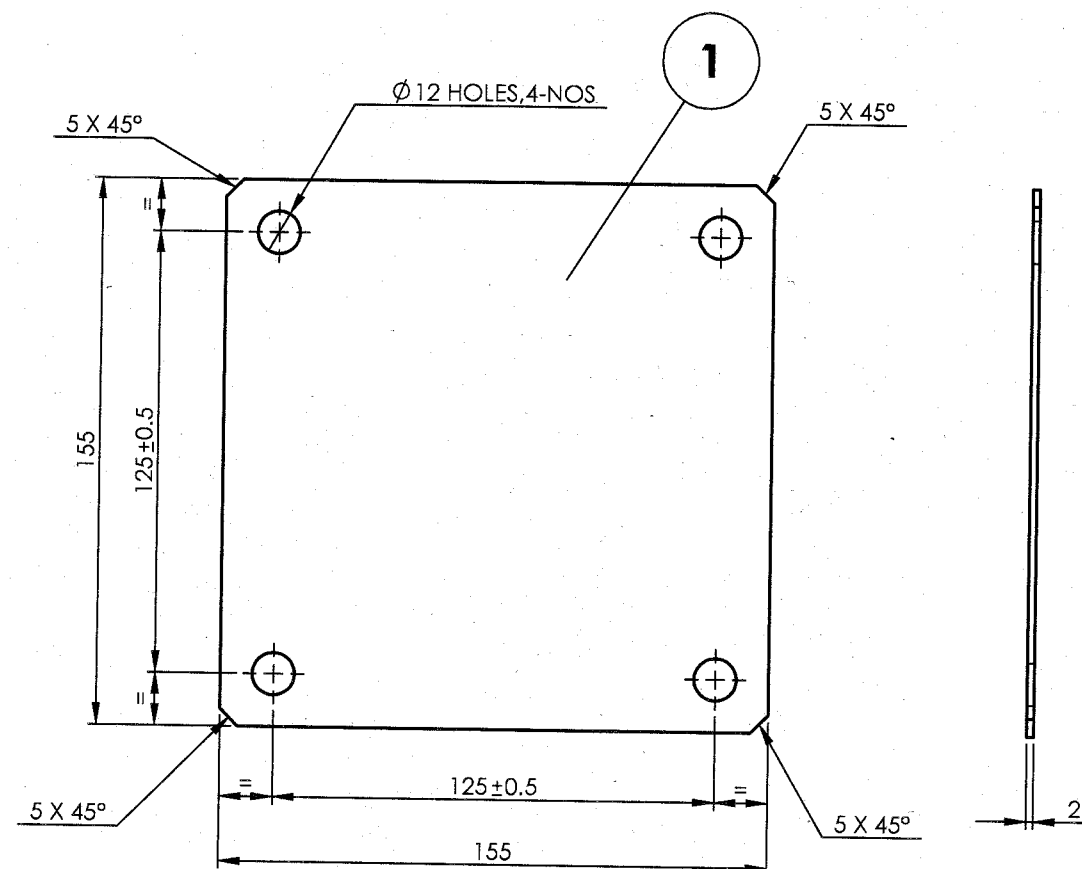
① ROUGH CLEANED
①b BURRS REMOVED
⑱ CHAMFERED

REVISIONS

ALT.

ZONE


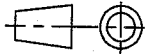
DESCRIPTION

APPROVED &
DATE

ALL DIMENSIONS ARE IN mm UNLESS OTHERWISE SPECIFIED. FOR UNTOLERANCED DIMENSIONS AND ROUGHNESS VALUES, REFER DRAWING NO ICF/STD-9.0.001.
ANY MANUAL ALTERATION SHALL AUTOMATICALLY RENDER THIS DRAWING INVALID. WELDING SYMBOLS ARE AS PER IS: 813:1986.
WEIGHT GIVEN IN DRAWING IS FOR INDICATIVE PURPOSE ONLY

REF.DRG.NO.-

-	11-08-2013	
DATE OF LATEST ALT.	DATE OF FIRST ISSUE	AME/SME

1	CLOSING PIECE FOR GPS ANTENA ASSY	2x155x155	1		AIISI 304	0.38	
QTY.	DESCRIPTION	DIMENSIONS	ITEM NO.	REF. DRGS	MATL.SPEC.	WT/UNIT IN KGS	REMARKS
GROUP: 1-5		SURFACE AREA IN 'Sq.m.:			WT/ASSY IN Kgs:		
CLOSING PIECE FOR GPS ANTENA ASSY					SCALE	SSE/D	A- 
					1:2	CHD	
					ALT.	ALTD	
						DRN	V.SURESHBABU
INDIAN RAILWAY STANDARDS INTEGRAL COACH FACTORY, CHENNAI - 600038							
					SHEET 1 OF 1.		AAB15423
							A3

AAB15430

▽ ROUGH MACHINED
▽▽ FINISH MACHINED
▽▽▽ FINE FINISH MACHINED

① ROUGH CLEANED
①b BURRS REMOVED
①B CHAMFERED

REVISIONS

ALT.	ZONE	DESCRIPTION	APPROVED & DATE

1

2016

1850

1610

1370

1130

940

827

152

0

124

2016

1738.5

1676.5

1260.5

1198.5

830.5

768.5

0

37

81

278

335

125

12

28

200

152

48

97

178

62

65

52

12

248

40

60

3

2

3

60

60

3

DOWN 90° R 6

DETAIL A
SCALE 1 : 2.5

DETAIL B
SCALE 1 : 2

DETAIL C
SCALE 1 : 2

SECTION F-F
SCALE 1 : 1

SECTION D-D
SCALE 1 : 5

SECTION E-E
SCALE 1 : 5

DEVELOPMENT VIEW

26-08-19

17-6-13

SME

DATE OF LATEST ALT.

DATE OF FIRST ISSUE

INDIAN RAILWAY STANDARDS

INTEGRAL COACH FACTORY, CHENNAI - 600088

SHEET 1 OF 1

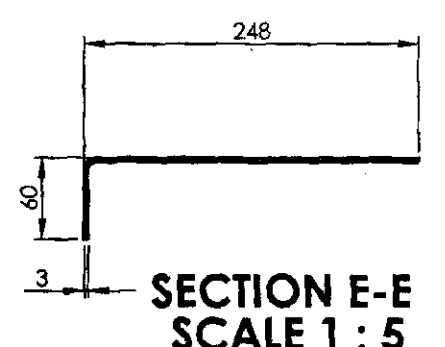
AAB15430

A3

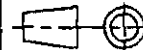
ALL DIMENSIONS ARE IN mm UNLESS OTHERWISE SPECIFIED. FOR UNTOLERANCED DIMENSIONS REFER DRAWING NO ICF/STD-9-0-001. ANY MANUAL ALTERATION SHALL AUTOMATICALLY RENDER THIS DRAWING INVALID. WELDING SYMBOLS ARE AS PER IS: 813:1986.

QTY	DESCRIPTION	DIMENSIONS	ITEM NO.	REF. DRGS	MATL.SPEC.	WT/UNIT IN KGS	REMARKS
1	RAM PILLAR	3 x 335 x 2016	1		RDSO/SPEC C-K201 X2Cn112	12.186	
GROUP: 1-5 END CONSTRUCTION					SURFACE AREA IN Sq.m.: 1.064		WT/ASSY IN Kgs: 12.474
RAM PILLAR						SCALE 1:10	SSE/D CHD
						ALT.	ALTD
						DRN	H. Irshath Ahamed
INDIAN RAILWAY STANDARDS						SHEET 1 OF 1	
INTEGRAL COACH FACTORY, CHENNAI - 600088						AAB15430	

REVISIONS			
ALT.	ZONE	DESCRIPTION	APPROVED & DATE



SECTION E-E
SCALE 1:5

1	RAM PILLAR	3 x 335 x 2016	1		RDSO/SPEC C- K201 X2CIN112	12.186	
QTY	DESCRIPTION	DIMENSIONS	ITEM NO.	REF. DRGS	MATL.SPEC.	WT/UNIT IN KGS	REMARKS
GROUP: 1-5 END CONSTRUCTION		SURFACE AREA IN Sq.m.: 1.064			WT/ASSY IN Kgs: 12.474		
RAM PILLAR					SCALE	SSE/D	<i>K. Pandurang Rao</i>
					1:10	CHD	
					ALT.	ALTD	
						DRN	H. Irshath Ahamed
INDIAN RAILWAY STANDARDS INTEGRAL COACH FACTORY, CHENNAI - 600068				SHEET 1 OF 1			
					AAB15430		A3

AAB15431

▽ ROUGH MACHINED
▽▽ FINISH MACHINED
▽▽▽ FINE FINISH MACHINED

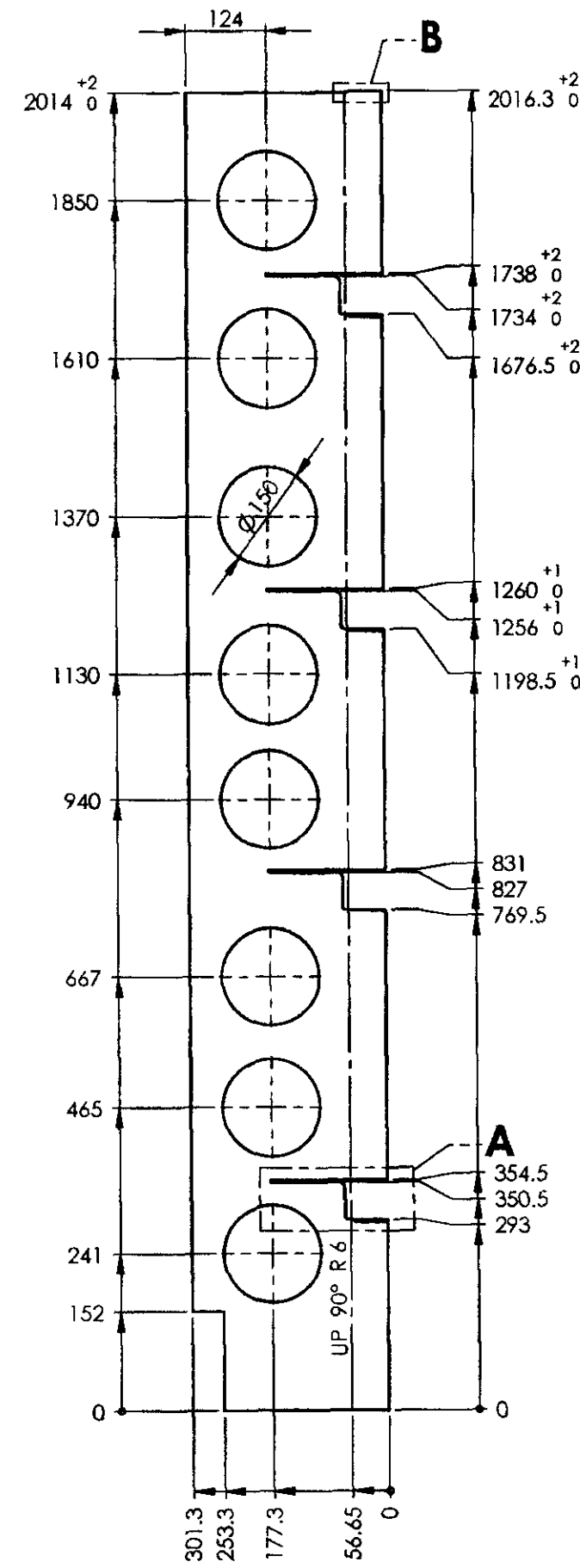
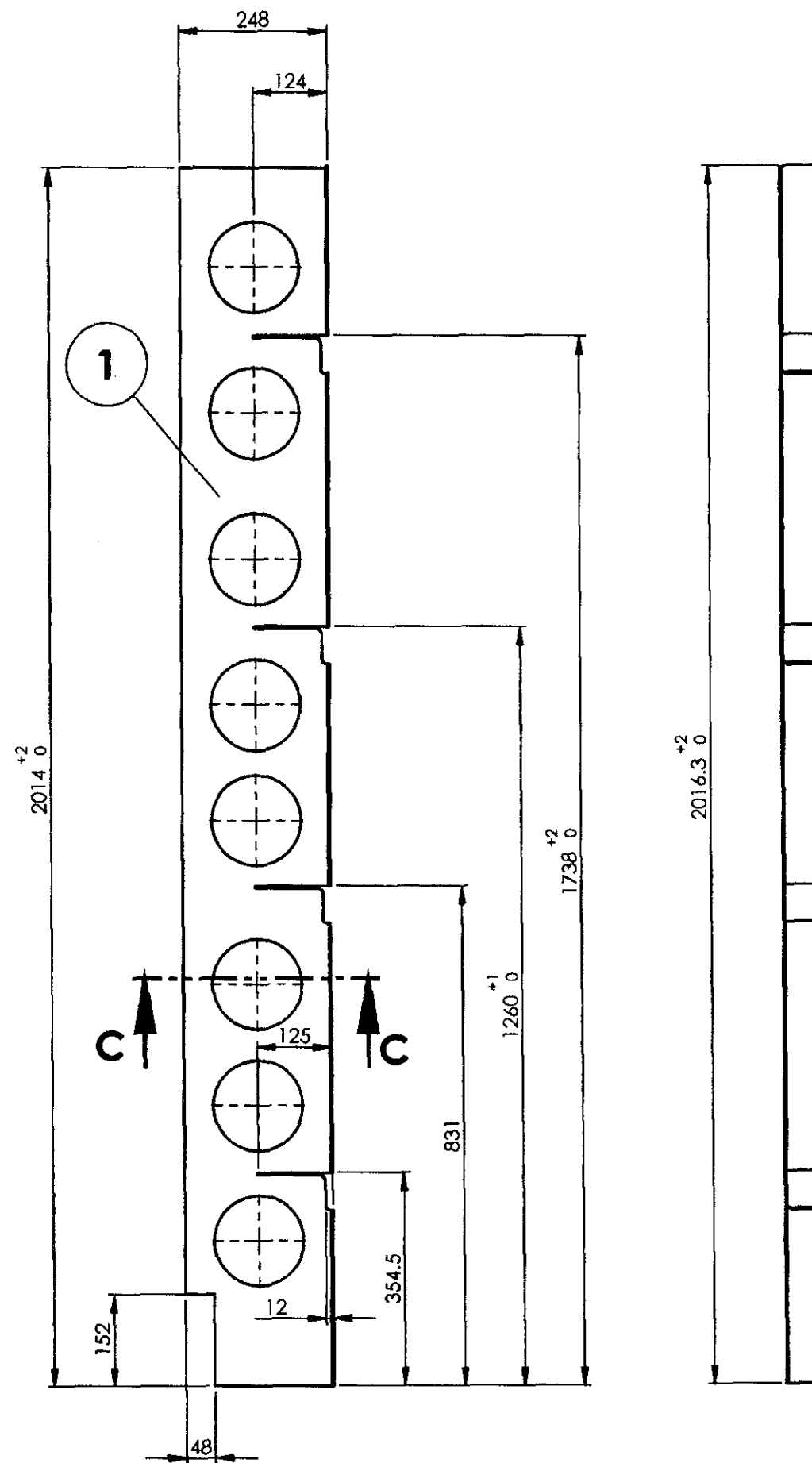
① ROUGH CLEANED
①⑤ BURRS REMOVED
①⑧ CHAMFERED

REVISIONS

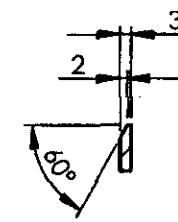
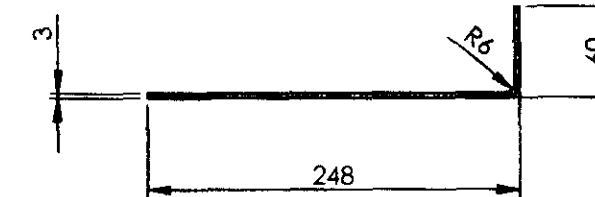
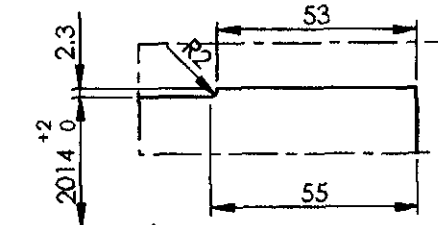
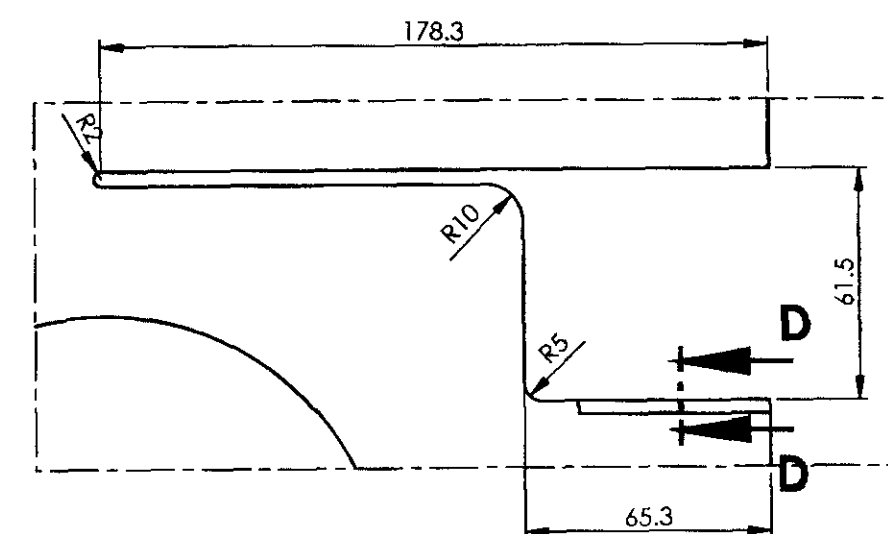
ALT.

ZONE

DESCRIPTION

APPROVED &
DATE

DEVELOPMENT VIEW

SECTION D-D
SCALE 1 : 2SECTION C-C
SCALE 1 : 5DETAIL B
SCALE 1 : 2DETAIL A
SCALE 1 : 2

ALL DIMENSIONS ARE IN mm UNLESS OTHERWISE SPECIFIED. FOR UNTOLERANCED DIMENSIONS AND ROUGHNESS VALUES, REFER DRAWING NO. ICF/STD-9-0-001.
ANY MANUAL ALTERATION SHALL AUTOMATICALLY RENDER THIS DRAWING INVALID. WELDING SYMBOLS ARE AS PER IS813-1986.

REF.DRG.NO.

26-08-19
DATE OF LATEST ALT.

17-6-19
DATE OF FIRST ISSUE

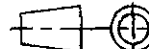
AME/SME

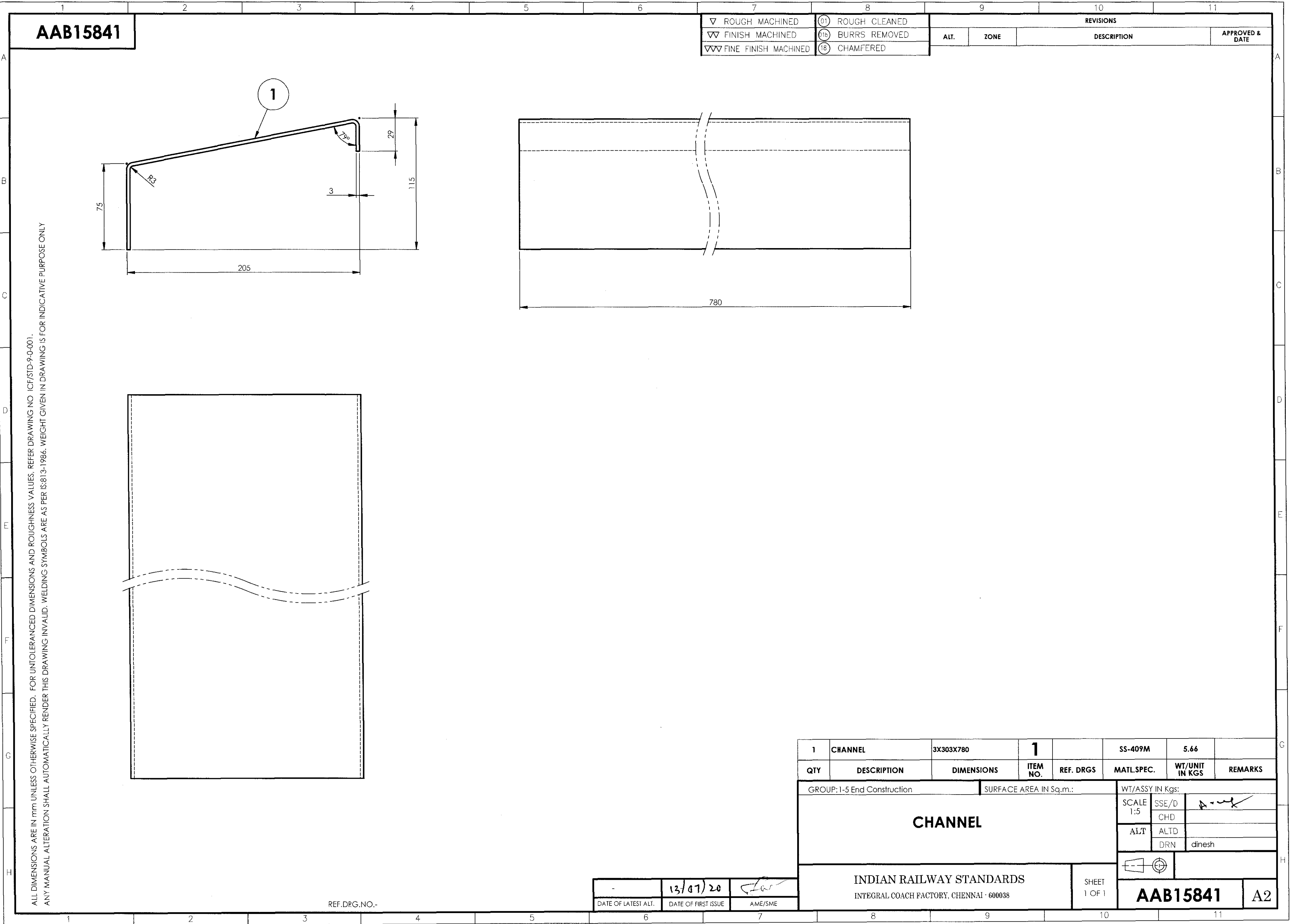
INDIAN RAILWAY STANDARDS
INTEGRAL COACH FACTORY, CHENNAI - 600038

SHEET
1 OF 1

AAB15431

A2

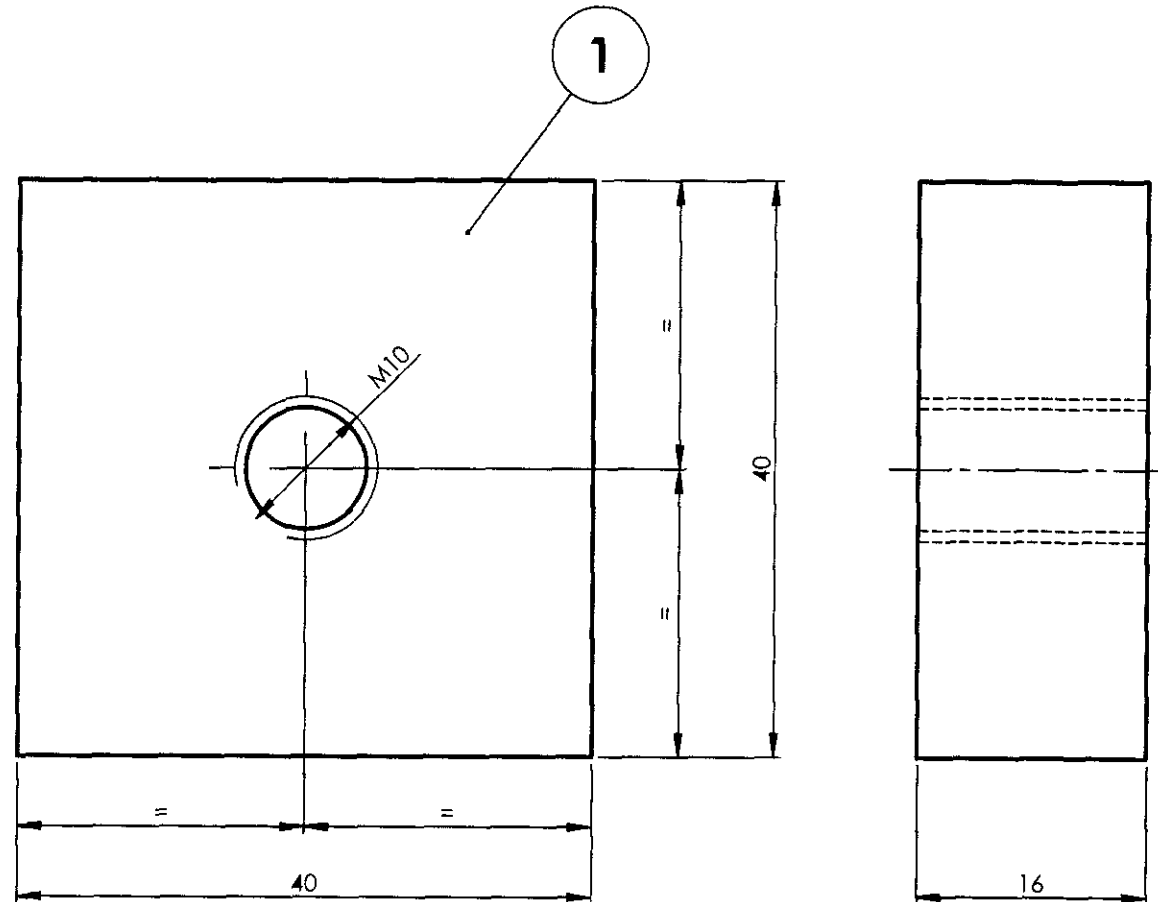
1		3 x 302 x 2016	1		RDSO/SPEC. C- K201 X2 Cr Ni 12	10.583	
Default	DESCRIPTION	DIMENSIONS	ITEM NO.	REF. DRGS	MATL.SPEC.	WT/UNIT IN KGS	REMARKS
GROUP: 1-5 END CONSTRUCTION			SURFACE AREA IN Sq.m.: 0.911		WT/ASSY IN Kgs: 10.583		
RAM PILLAR					SCALE 1:10	SSE/D	<i>H. Irshath Ahamed</i>
						CHD	
					ALT	ALTD	
						DRN	H. Irshath Ahamed
INDIAN RAILWAY STANDARDS INTEGRAL COACH FACTORY, CHENNAI - 600038				SHEET 1 OF 1			
					AAB15431		A2



AAD15485

▽ ROUGH MACHINED	① ROUGH CLEANED
▽▽ FINISH MACHINED	①b BURRS REMOVED
▽▽▽ FINE FINISH MACHINED	①8 CHAMFERED


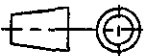
REVISIONS			
ALT.	ZONE	DESCRIPTION	APPROVED & DATE



ALL DIMENSIONS ARE IN mm UNLESS OTHERWISE SPECIFIED. FOR UNTOLERANCED DIMENSIONS AND ROUGHNESS VALUES, REFER DRAWING NO ICF/STD-9-0-001.
ANY MANUAL ALTERATION SHALL AUTOMATICALLY RENDER THIS DRAWING INVALID. WELDING SYMBOLS ARE AS PER EN ISO 2553.
WEIGHT GIVEN IN DRAWING IS FOR INDICATIVE PURPOSE ONLY

REF.DRG.NO.-

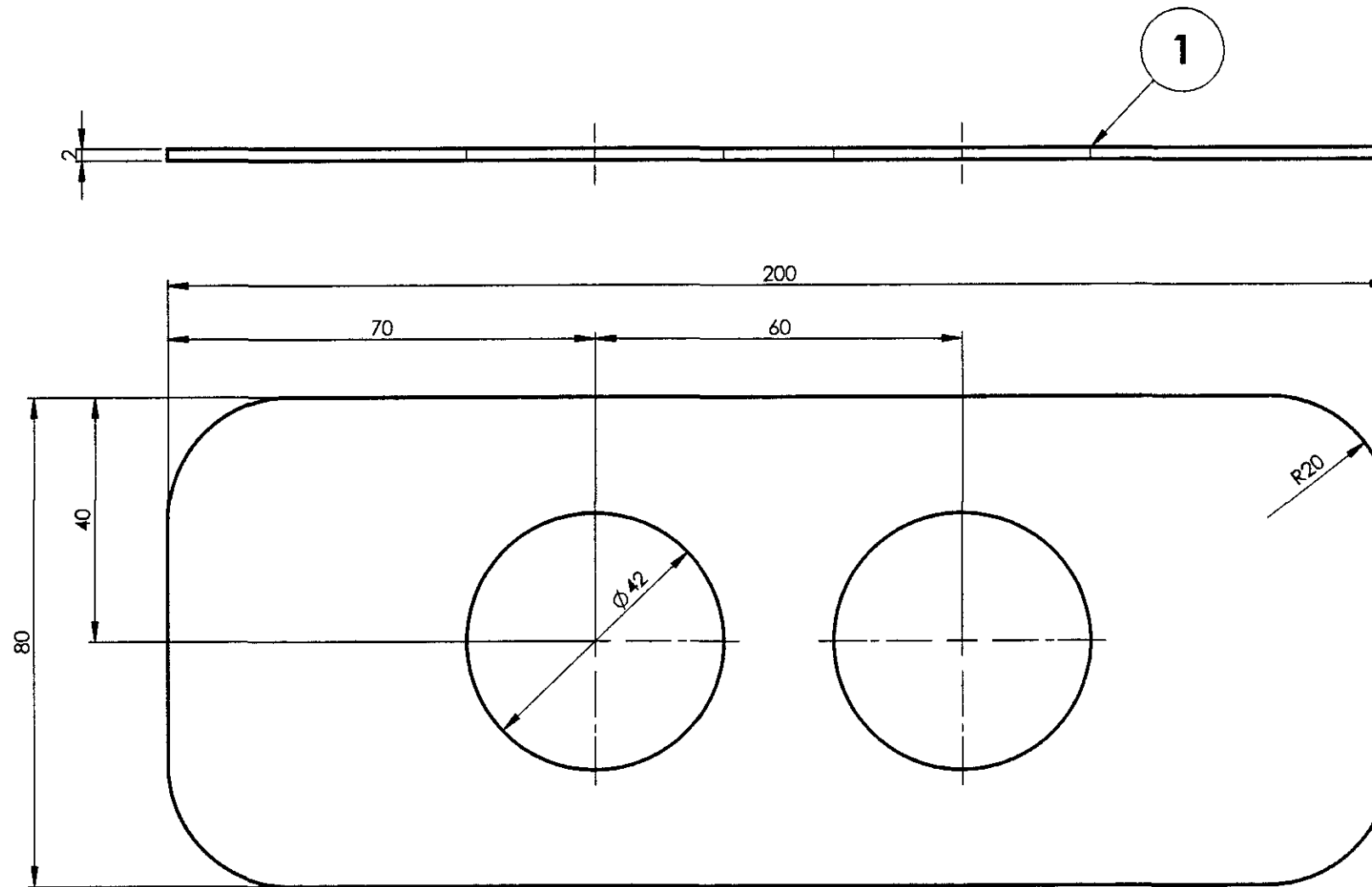
-	8 -02-2023	V. Suresh
DATE OF LATEST ALT.	DATE OF FIRST ISSUE	A ME/SME


1	EARTHING BLOCK	16x40x40	1		SS-304	0.20	
QTY	DESCRIPTION	DIMENSIONS	ITEM NO.	REF. DRGS	MATL.SPEC.	WT/UNIT IN KGS	REMARKS
GROUP: 1-5 End Construction		SURFACE AREA IN Sq.m.:			WT/ASSY IN Kgs:		
EARTHING BLOCK					SCALE	SSE/D	
					2:1	CHD	
					ALT.	ALTD	
						DRN	B.Suresh
INDIAN RAILWAY STANDARDS INTEGRAL COACH FACTORY, CHENNAI - 600038							
					SHEET 1 OF 1	AAD15485	
							A3

AAD15711

▽ ROUGH MACHINED	⊖ ROUGH CLEANED
▽▽ FINISH MACHINED	⊖⊖ BURRS REMOVED
▽▽▽ FINE FINISH MACHINED	⊖⊖⊖ CHAMFERED

REVISIONS				APPROVED & DATE	
ALT.	ZONE	DESCRIPTION			

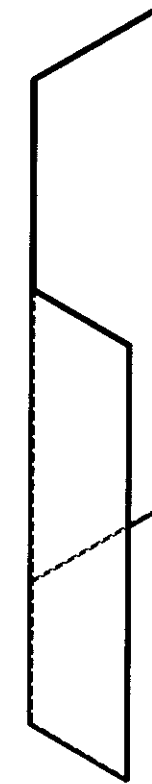
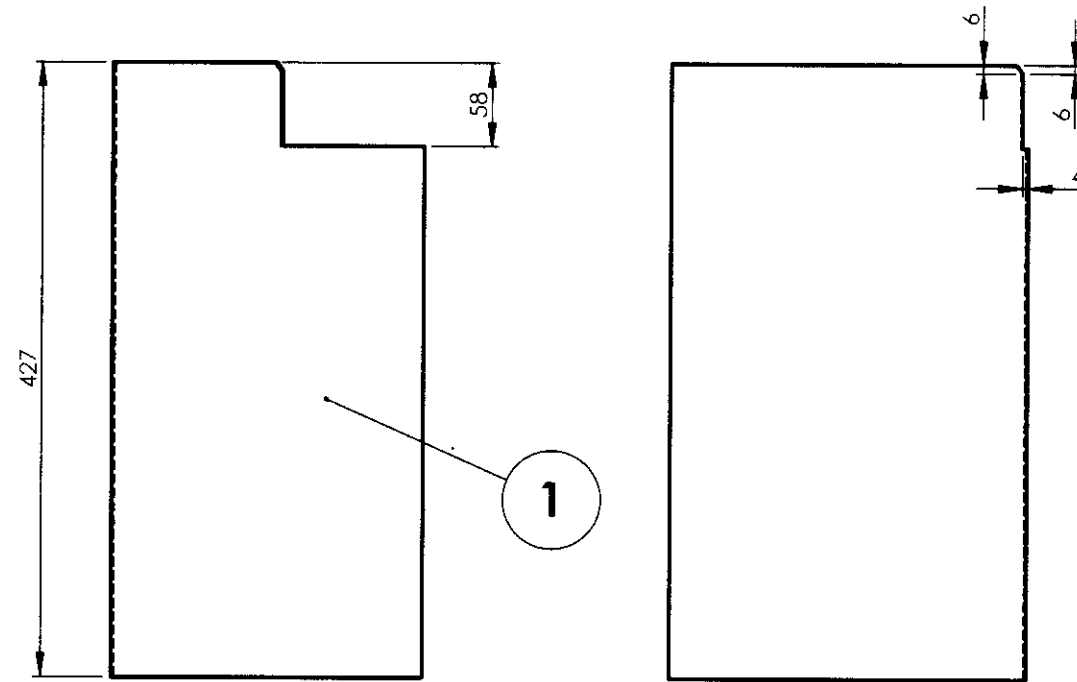


1	SUPPORT FOR CONDUIT	2 x 80 x 200	1		RDSO SPEC C-K201 X2 Cr Ni 12	0.21	
QTY	DESCRIPTION	DIMENSIONS	ITEM NO.	REF. DRGS	MATL.SPEC.	WT/UNIT IN KGS	REMARKS
GROUP: 1-5 End Construction		SURFACE AREA IN Sq.m.:			WT/ASSY IN Kgs:		
SUPPORT FOR CONDUIT					SCALE	SSE/D	A. Panduranga Rao
					1:2	CHD	
					ALT.	ALTD	
						DRN	H. Irshath Ahamed
INDIAN RAILWAY STANDARDS				SHEET 1 OF 1			
INTEGRAL COACH FACTORY, CHENNAI - 600038					AAD15711		A3

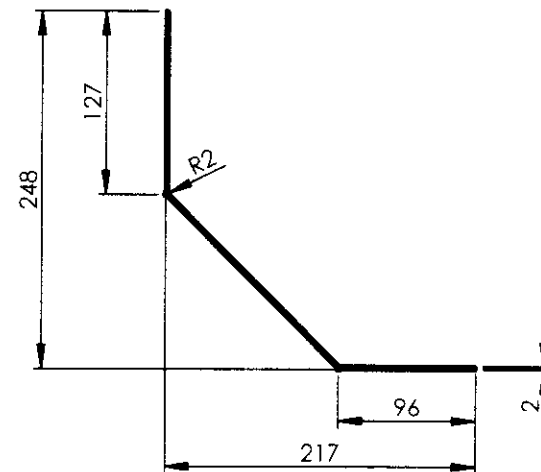
AAD15725

▽ ROUGH MACHINED	⊖ ROUGH CLEANED
▽▽ FINISH MACHINED	⊖⊖ BURRS REMOVED.
▽▽▽ FINE FINISH MACHINED	⊖⊖⊖ CHAMFERED

REVISIONS				APPROVED & DATE	
ALT.	ZONE	DESCRIPTION			



ISOMETRIC VIEW



1	ELEC COUPLER COVER	2 x 392 x 427	1		RDSO SPEC C-K201 X2 Cr Ni 12	2.59	
QTY	DESCRIPTION	DIMENSIONS	ITEM NO.	REF. DRGS	MATL.SPEC.	WT/UNIT IN KGS	REMARKS
GROUP: 1-5 End Construction				SURFACE AREA IN Sq.m.:		WT/ASSY IN Kgs:	
ELEC COUPLER COVER					SCALE	CHD	
					1:5	CHD	
					ALT.	ALT.	
						DRN	SURESH B
INDIAN RAILWAY STANDARDS				SHEET 1 OF 1		A3	
INTEGRAL COACH FACTORY CHENNAI 600038						AAD15725	

05-09-2027		
DATE OF LATEST ALT	DATE OF FIRST ISSUE	AME/SME

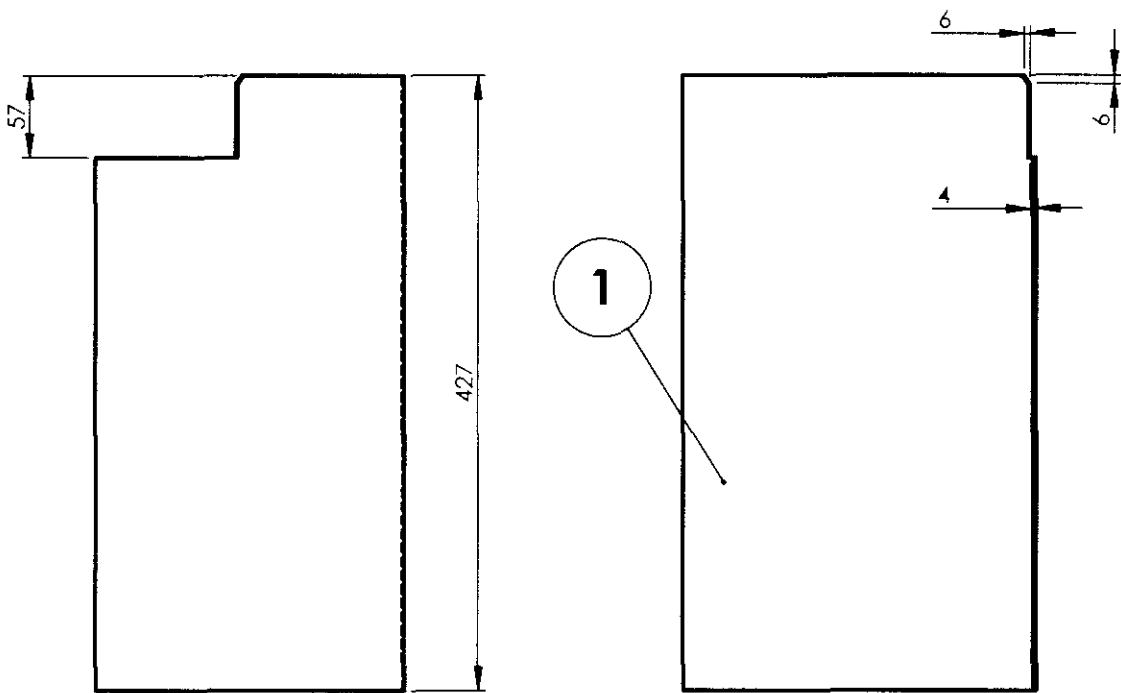
ALL DIMENSIONS ARE IN mm UNLESS OTHERWISE SPECIFIED. FOR UNTOLERANCED DIMENSIONS AND ROUGHNESS VALUES, REFER DRAWING NO ICF/STD-9-0-001
ANY MANUAL ALTERATION SHALL AUTOMATICALLY RENDER THIS DRAWING INVALID. WELDING SYMBOLS ARE AS PER EN ISO 2553
WEIGHT GIVEN IN DRAWING IS FOR INDICATIVE PURPOSE ONLY

REF.DRG.NO.

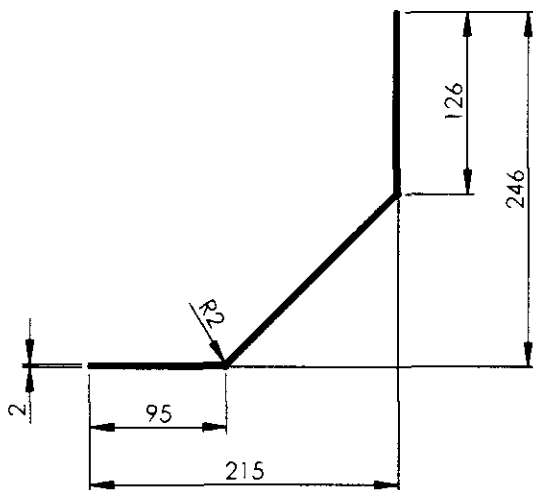
AAD15726


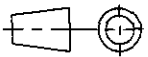
▽ ROUGH MACHINED	① ROUGH CLEANED
▽▽ FINISH MACHINED	② BURRS REMOVED
▽▽▽ FINE FINISH MACHINED	③ CHAMFERED

REVISIONS			
ALT.	ZONE	DESCRIPTION	APPROVED & DATE



1



1	ELEC COUPLER COVER	2 x 392 x 427	1		RDSO SPEC C-K201 X2 Cr Ni 12	2.57	
QTY	DESCRIPTION	DIMENSIONS	ITEM NO.	REF. DRGS	MATL.SPEC.	WT/UNIT IN KGS	REMARKS
GROUP: 1-5 End Construction		SURFACE AREA IN Sq.m.:			WT/ASSY IN Kgs:		
ELEC COUPLER COVER					SCALE	CSE: D	
					1:5	CHD	
					ALT.	ALTD	
						DRN	SURESH B
INDIAN RAILWAY STANDARDS				SHEET 1 OF 1			
INTEGRAL COACH FACTORY CHENNAI 600038				AAD15726			A3

ALL DIMENSIONS ARE IN mm UNLESS OTHERWISE SPECIFIED. FOR UNTOLERANCED DIMENSIONS AND ROUGHNESS VALUES, REFER DRAWING NO ICF/STD-9-0-001
ANY MANUAL ALTERATION SHALL AUTOMATICALLY RENDER THIS DRAWING INVALID. WELDING SYMBOLS ARE AS PER EN ISO 2553
WEIGHT GIVEN IN DRAWING IS FOR INDICATIVE PURPOSE ONLY

REF.DRG.NO.-

	05-09-2023	
DATE OF LATEST ALT	DATE OF FIRST ISSUE	AME/SME

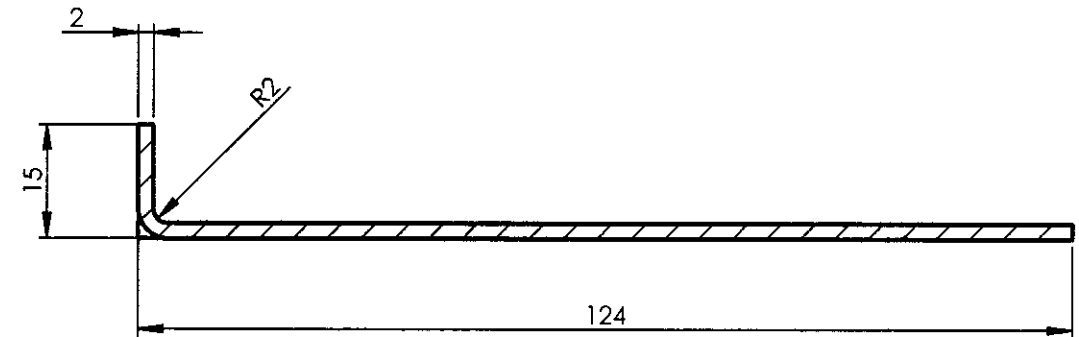
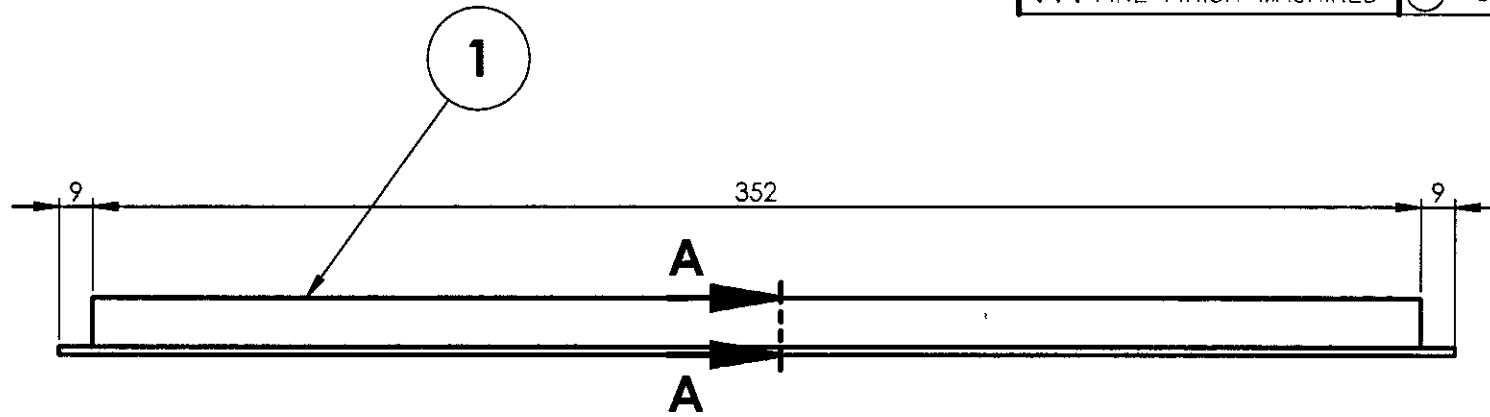
1		2		3		4		5		6		7		8	
AAD15843				▽ ROUGH MACHINED		① ROUGH CLEANED		REVISIONS							
				▽▽ FINISH MACHINED		①b BURRS REMOVED		ALT.		ZONE		DESCRIPTION		APPROVED & DATE	
				▽▽▽ FINE FINISH MACHINED		①8 CHAMFERED									
<div><div><div><div><div><div>1</div></div></div><div><div>392.5</div><div>210</div><div>80</div><div>220</div></div><div><div>743</div><div>20°</div></div></div><div><div>15</div><div>122</div><div>R2</div><div>344</div><div>122</div><div>15</div><div>R3</div></div></div></div> <div><div>ISOMETRIC VIEW</div></div>															
<div><div><div><div>1</div><div>BASE PLATE FOR COUPLER SOCKET</div><div>3x606x743</div><div>1</div><div>RDSO/SPEC C-K201 X2CrNi12</div><div>6.123</div></div><div><div>QTY</div><div>DESCRIPTION</div><div>DIMENSIONS</div><div>ITEM NO.</div><div>REF. DRGS</div><div>MATL.SPEC.</div><div>WT/UNIT IN KGS</div><div>REMARKS</div></div><div><div>GROUP: 1-5 End Construction</div><div>SURFACE AREA IN Sq.m.:0.773</div><div>WT/ASSY IN Kgs:</div></div><div><div>BASE PLATE FOR COUPLER SOCKET</div><div>SCALE 1:5</div><div>ALT.</div><div>SSE/D</div><div>CHD</div><div>ALTD</div><div>DRN</div><div>3D: MAHESH</div><div>2D: KUNTI THAKUR</div></div><div><div>INDIAN RAILWAY STANDARDS</div><div>INTEGRAL COACH FACTORY, CHENNAI - 600038</div><div>SHEET 1 OF 1</div><div>AAD15843</div><div>A3</div></div></div></div>															
<div><div><div>REF.DRG.NO.-</div><div>17-05-2024</div><div>AME/SME</div></div><div><div>DATE OF LATEST ALT.</div><div>DATE OF FIRST ISSUE</div><div>AME/SME</div></div></div>															
1		2		3		4		5		6		7		8	

ALL DIMENSIONS ARE IN mm UNLESS OTHERWISE SPECIFIED. FOR UNTOLERANCED DIMENSIONS AND ROUGHNESS VALUES, REFER DRAWING NO ICF/STD-9-0-001.
ANY MANUAL ALTERATION SHALL AUTOMATICALLY RENDER THIS DRAWING INVALID. WELDING SYMBOLS ARE AS PER EN ISO 2553.
WEIGHT GIVEN IN DRAWING IS FOR INDICATIVE PURPOSE ONLY

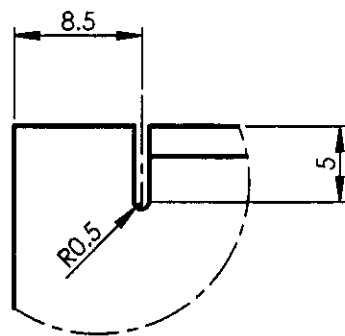
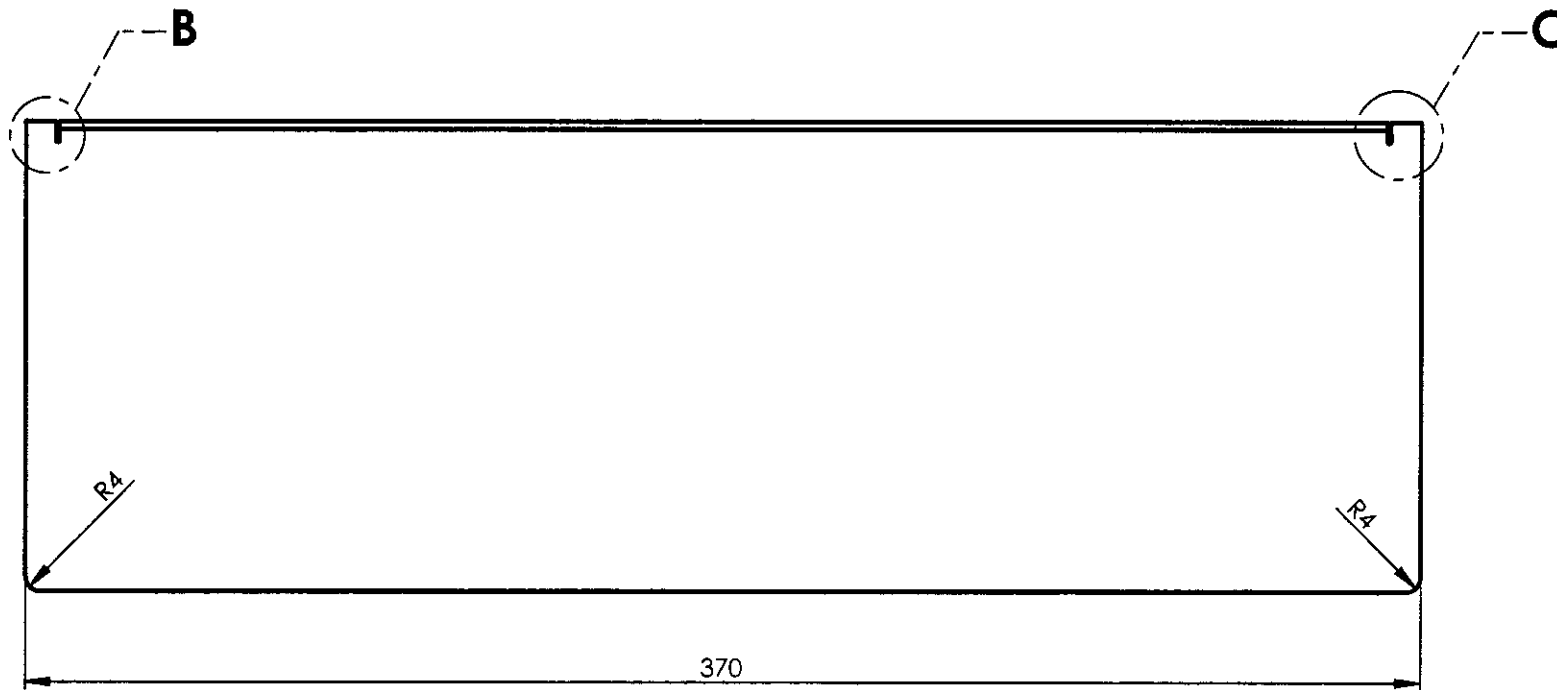
AAD15844

▽ ROUGH MACHINED	① ROUGH CLEANED
▽▽ FINISH MACHINED	①b BURRS REMOVED
▽▽▽ FINE FINISH MACHINED	①s CHAMFERED

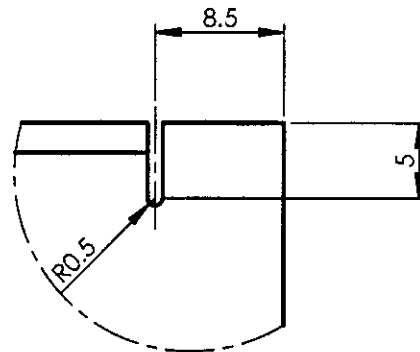
REVISIONS			
ALT.	ZONE	DESCRIPTION	APPROVED & DATE



SECTION A-A
SCALE 1 : 1



DETAIL B
SCALE 2 : 1



DETAIL C
SCALE 2 : 1

1	CLOSING ANGLE	2x135x370	1		RDSO/SPEC C-K201 X2CrNi12	0.800	
QTY	DESCRIPTION	DIMENSIONS	ITEM NO.	REF. DRGS	MATL.SPEC.	WT/UNIT IN KGS	REMARKS
GROUP: 1-5 End Construction				SURFACE AREA IN Sq.m.:0.102		WT/ASSY IN Kgs:	
CLOSING ANGLE					SCALE 1:2	SSE/D	CHD
					ALT.	ALTD	DRN
					3D: MAHESH 2D: KUNTI THAKUR		
					INDIAN RAILWAY STANDARDS INTEGRAL COACH FACTORY, CHENNAI - 600038		
					SHEET 1 OF 1		
					AAD15844		A3

ALL DIMENSIONS ARE IN mm UNLESS OTHERWISE SPECIFIED. FOR UNTOLERANCED DIMENSIONS AND ROUGHNESS VALUES, REFER DRAWING NO ICF/STD-9-0-001.
ANY MANUAL ALTERATION SHALL AUTOMATICALLY RENDER THIS DRAWING INVALID. WELDING SYMBOLS ARE AS PER EN ISO 2553.
WEIGHT GIVEN IN DRAWING IS FOR INDICATIVE PURPOSE ONLY

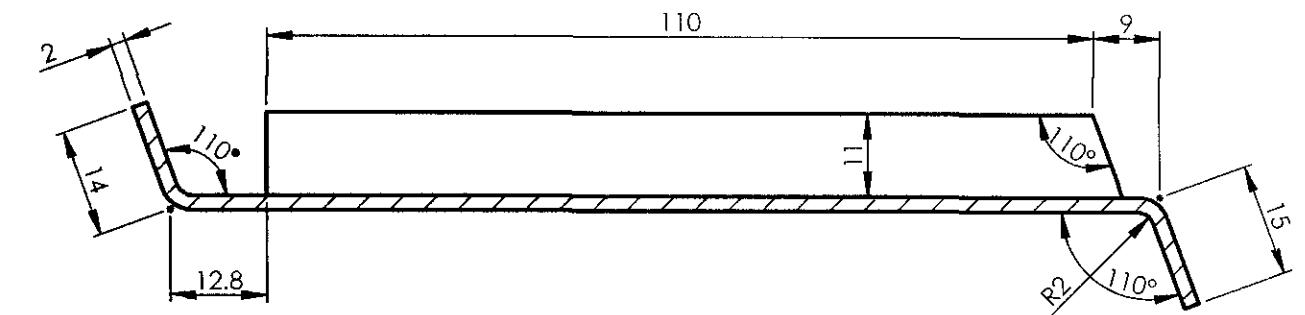
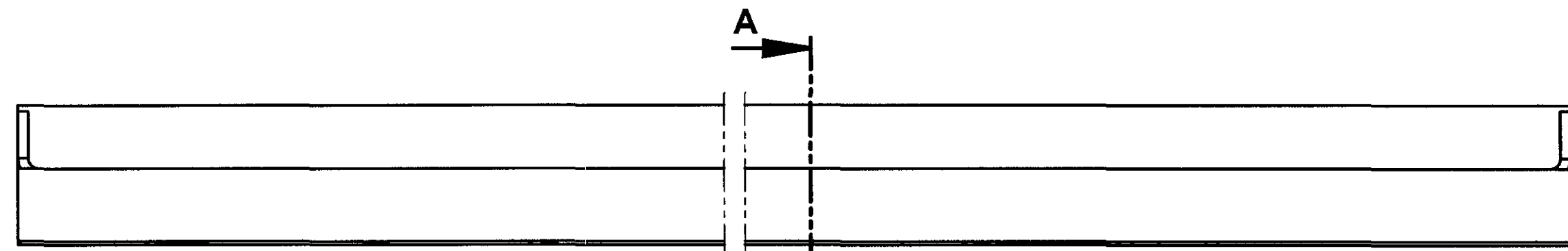
REF.DRG.NO.-

	17-05-2024	
DATE OF LATEST ALT.	DATE OF FIRST ISSUE	AME/SME

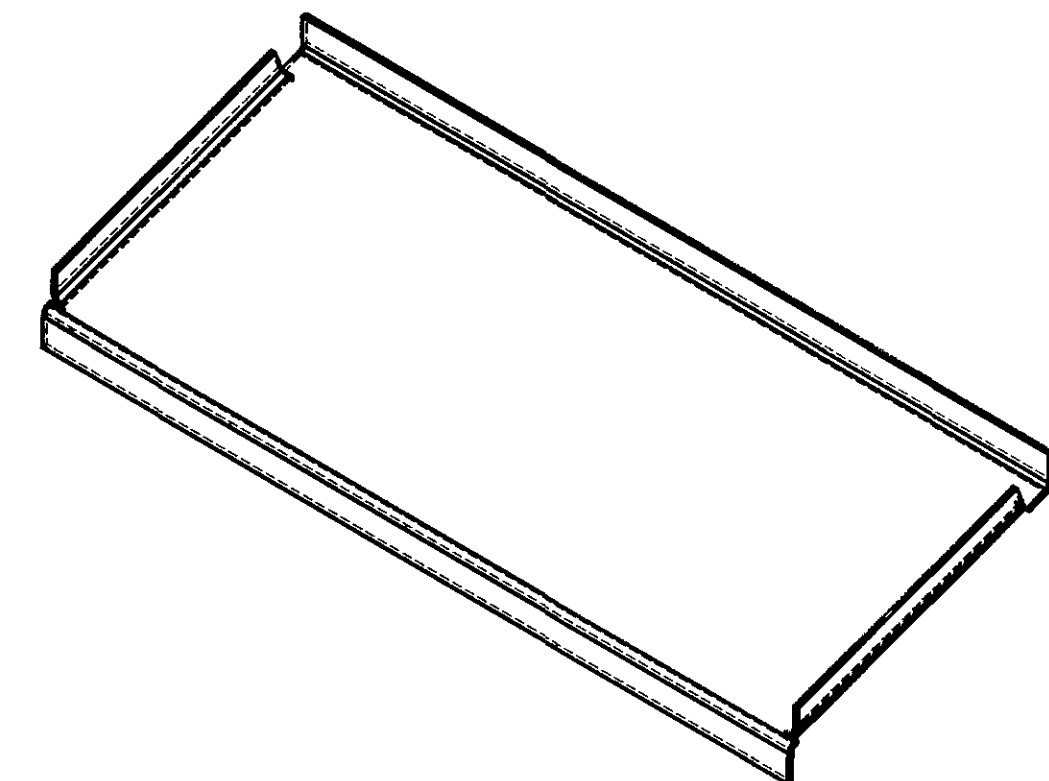

AAD15845

▽ ROUGH MACHINED	01 ROUGH CLEANED
▽▽ FINISH MACHINED	01a BURRS REMOVED
▽▽▽ FINE FINISH MACHINED	01b CHAMFERED

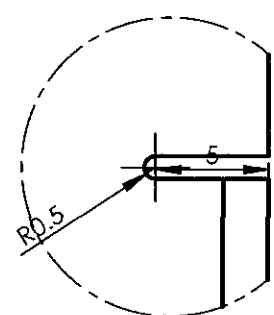
REVISIONS			
ALT.	ZONE	DESCRIPTION	APPROVED & DATE



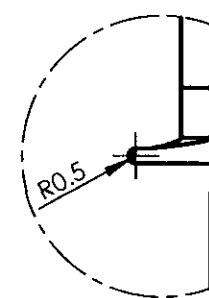
SECTION A-A
SCALE 1 : 1



ISOMETRIC VIEW



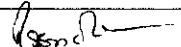
DETAIL B
SCALE 3 : 1



DETAIL K
SCALE 2 : 1

REF.DRG.NO.-

DATE OF LATEST ALT.	17-05-2024	AME/SME
---------------------	------------	---------

1	CLOSING ANGLE	3x156x370	1		RDSO/SPEC C-K201 X2CrNi12	0.912	
QTY	DESCRIPTION	DIMENSIONS	ITEM NO.	REF. DRGS	MATL.SPEC.	WT/UNIT IN KGS	REMARKS
GROUP: 1-5 End Construction		SURFACE AREA IN Sq.m.: 0.116			WT/ASSY IN Kgs:		
CLOSING ANGLE					SCALE 1:2	SSE/D	
						CHD	
					ALT	ALTD	
					DRN		3D: MAHESH 2D: KUNILTHAKUR
					INDIAN RAILWAY STANDARDS		
INTEGRAL COACH FACTORY, CHENNAI - 600038			A2				
			SHEET 1 OF 1		AAD15845		

1		2		3		4		5		6		7		8	
AAD15848				▽ ROUGH MACHINED		① ROUGH CLEANED		REVISIONS							
				▽▽ FINISH MACHINED		①b BURRS REMOVED		ALT.		ZONE		DESCRIPTION		APPROVED & DATE	
				▽▽▽ FINE FINISH MACHINED		①8 CHAMFERED		a				CUT AWAY DIMENSION CHANGED FROM 220mm TO 201mm.		[Signature]	
<div><div><div><div><div><div>1</div><div>52.5</div><div>201</div><div>80</div><div>210</div></div><div><div><div><div><div></div><div></div><div></div><div></div></div><div></div></div></div></div><div><div>694</div><div>20°</div></div></div><div><div>ISOMETRIC VIEW</div></div></div><div><div><div><div><div>344</div><div>122</div><div>15</div><div>R2</div><div>R2</div><div>R2</div></div><div></div></div></div></div></div><div><div><div><div>07-11-2024</div><div>17-05-2024</div><div>[Signature]</div></div><div>DATE OF LATEST ALT.</div><div>DATE OF FIRST ISSUE</div><div>AME/SME</div></div><div><div>INDIAN RAILWAY STANDARDS</div><div>INTEGRAL COACH FACTORY, CHENNAI - 600038</div></div><div><div>SHEET</div><div>1 OF 1</div></div><div><div>AAD15848</div><div>A3</div></div></div></div>															


ALL DIMENSIONS ARE IN mm UNLESS OTHERWISE SPECIFIED. FOR UNTOLERANCED DIMENSIONS AND ROUGHNESS VALUES, REFER DRAWING NO ICF/STD-9-Q-001.

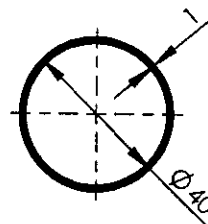
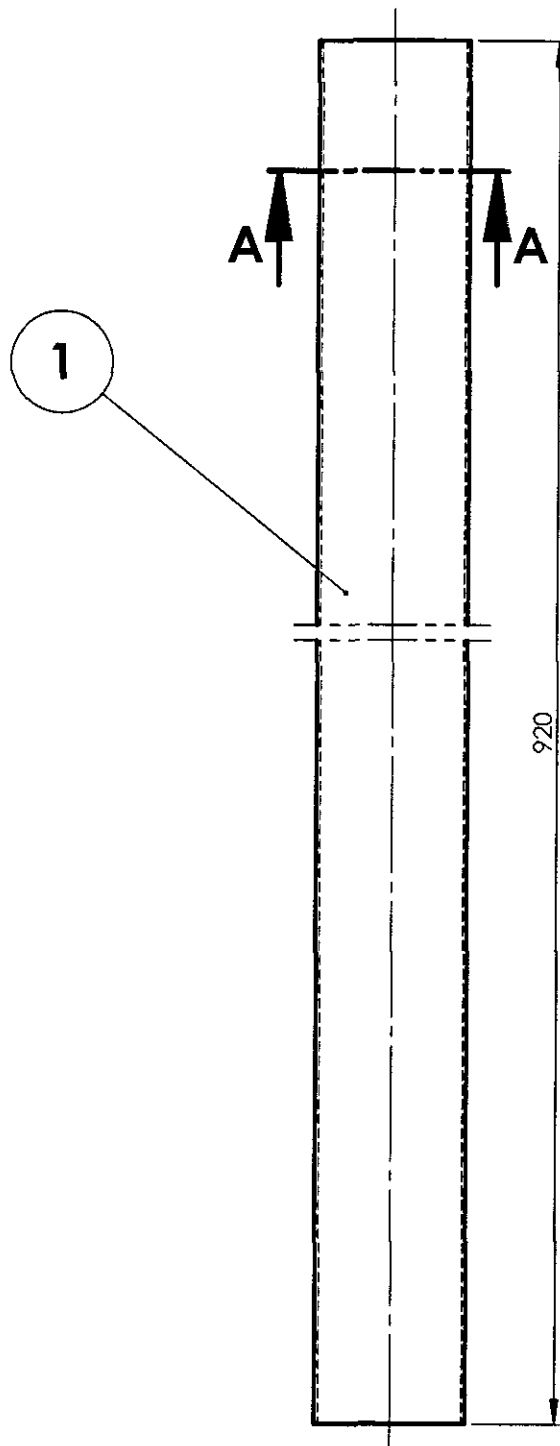
ANY MANUAL ALTERATION SHALL AUTOMATICALLY RENDER THIS DRAWING INVALID. WELDING SYMBOLS ARE AS PER EN ISO 2553.

WEIGHT GIVEN IN DRAWING IS FOR INDICATIVE PURPOSE ONLY

AAD15858

▽ ROUGH MACHINED	① ROUGH CLEANED
▽▽ FINISH MACHINED	①b BURRS REMOVED
▽▽▽ FINE FINISH MACHINED	①c CHAMFERED


REVISIONS				APPROVED & DATE
ALT.	ZONE	DESCRIPTION		
a		DESIGN REVISED.		


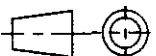


SECTION A-A
SCALE 1 : 2

ALL DIMENSIONS ARE IN mm UNLESS OTHERWISE SPECIFIED. FOR UNTOLERANCED DIMENSIONS AND ROUGHNESS VALUES, REFER DRAWING NO ICF/STD-9-0-001.
ANY MANUAL ALTERATION SHALL AUTOMATICALLY RENDER THIS DRAWING INVALID. WELDING SYMBOLS ARE AS PER EN ISO 2553.
WEIGHT GIVEN IN DRAWING IS FOR INDICATIVE PURPOSE ONLY


REF.DRG.NO.-

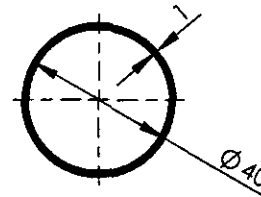
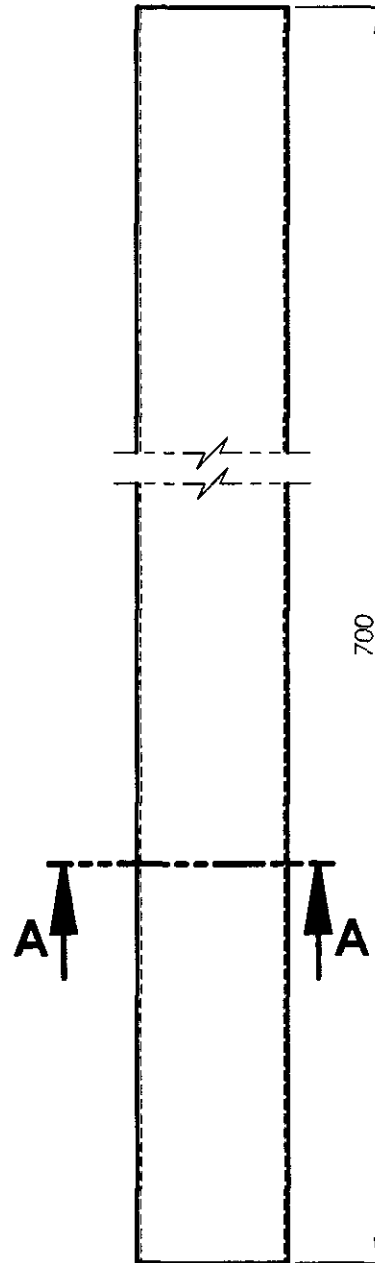
2811-24	17-05-2024	
DATE OF LATEST ALT.	DATE OF FIRST ISSUE	AME/SME

1	CONDUIT	1mm THICK xØ40x920	1		IS:17876 X04Cr19Ni9	0.89	
QTY	DESCRIPTION	DIMENSIONS	ITEM NO.	REF. DRGS	MATL.SPEC.	WT/UNIT IN KGS	REMARKS
GROUP: 1-5 End Construction		SURFACE AREA IN Sq.m.:			WT/ASSY IN Kgs:		
CONDUIT					SCALE	SSE/D	
					1:10	CHD	
					ALT.	ALTD	MAHESH
					2	DRN	3D: MAHESH 2D: KUNTI THAKUR
INDIAN RAILWAY STANDARDS							
INTEGRAL COACH FACTORY CHENNAI - 600038							
					SHEET 1 OF 1	AAD15858	A3

AAD15859

▽ ROUGH MACHINED	① ROUGH CLEANED
▽▽ FINISH MACHINED	①b BURRS REMOVED
▽▽▽ FINE FINISH MACHINED	①c CHAMFERED


REVISIONS			
ALT.	ZONE	DESCRIPTION	APPROVED & DATE
a		DESIGN REVISED.	


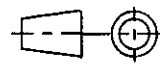


SECTION A-A
SCALE 1 : 2

ALL DIMENSIONS ARE IN mm UNLESS OTHERWISE SPECIFIED. FOR UNTOLERANCED DIMENSIONS AND ROUGHNESS VALUES, REFER DRAWING NO ICF/STD-9-0-001.
ANY MANUAL ALTERATION SHALL AUTOMATICALLY RENDER THIS DRAWING INVALID. WELDING SYMBOLS ARE AS PER EN ISO 2553.
WEIGHT GIVEN IN DRAWING IS FOR INDICATIVE PURPOSE ONLY

REF.DRG.NO.-

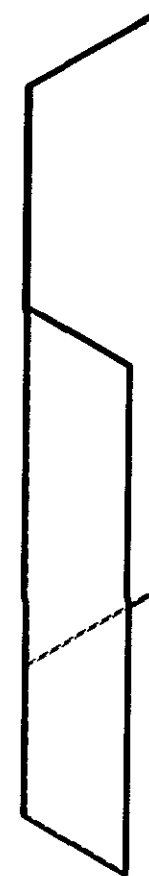
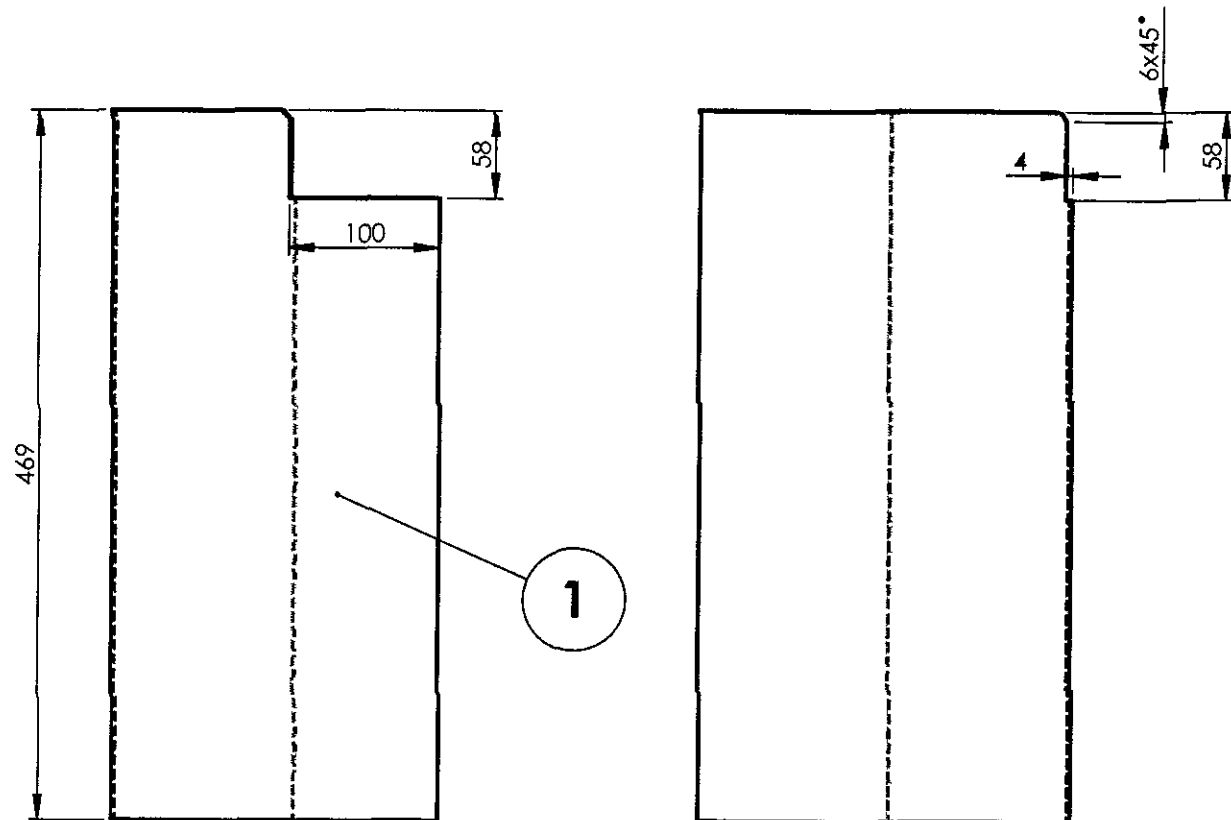
20-11-2024	17-05-2024	
DATE OF LATEST ALT.	DATE OF FIRST ISSUE	AME/SME

1	CONDUIT	1mm THICK xØ40x700	1		IS:17876 X04Cr19Ni9	0.48	
QTY	DESCRIPTION	DIMENSIONS	ITEM NO.	REF. DRGS	MATL.SPEC.	WT/UNIT IN KGS	REMARKS
GROUP: 1-5 End Construction		SURFACE AREA IN Sq.m.:			WT/ASSY IN Kgs:		
CONDUIT					SCALE	SSE/D	
					1:2	CHD	
					ALT.	ALTD	MAHESH
					a	DRN	3D: MAHESH 2D: KUNTI THAKUR
INDIAN RAILWAY STANDARDS INTEGRAL COACH FACTORY, CHENNAI - 600038				SHEET 1 OF 1			
					AAD15859		A3

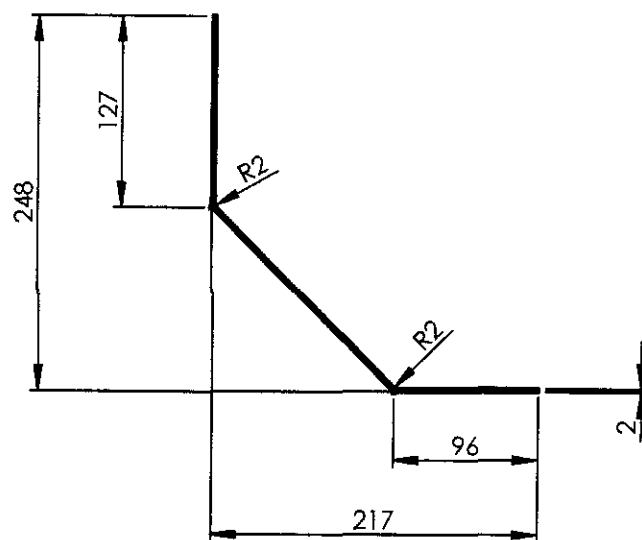
AAD15876

▽ ROUGH MACHINED	① ROUGH CLEANED
▽▽ FINISH MACHINED	①b BURRS REMOVED
▽▽▽ FINE FINISH MACHINED	①8 CHAMFERED

REVISIONS			
ALT.	ZONE	DESCRIPTION	APPROVED & DATE



ISOMETRIC VIEW



1	ELEC COUPLER COVER	2 x 394 x 469	1		RDSO SPEC C-K201 X2 Cr Ni 12	2.85	
QTY	DESCRIPTION	DIMENSIONS	ITEM NO.	REF. DRGS	MATL.SPEC.	WT/UNIT IN KGS	REMARKS
GROUP: 1-5 End Construction				SURFACE AREA IN Sq.m.:		WT/ASSY IN Kgs:	
ELEC COUPLER COVER					SCALE 1:5	SSE/D CHD	
					ALT.	ALTD	
						DRN	MAHESH
INDIAN RAILWAY STANDARDS				SHEET 1 OF 1		A3	
INTEGRAL COACH FACTORY, CHENNAI - 600038						AAD15876	

	17-05-2024	
DATE OF LATEST ALT.	DATE OF FIRST ISSUE	AME/SME

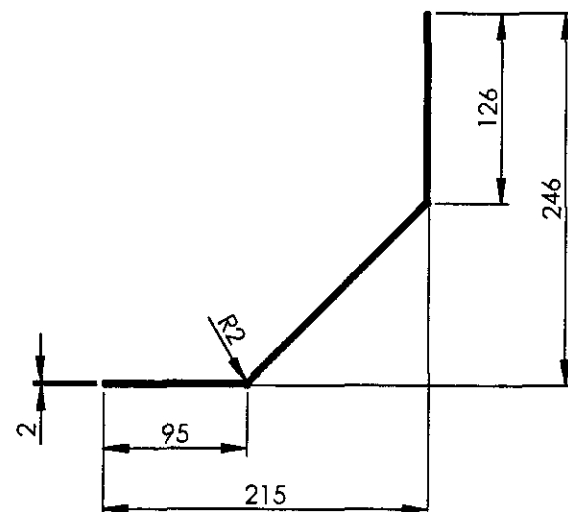
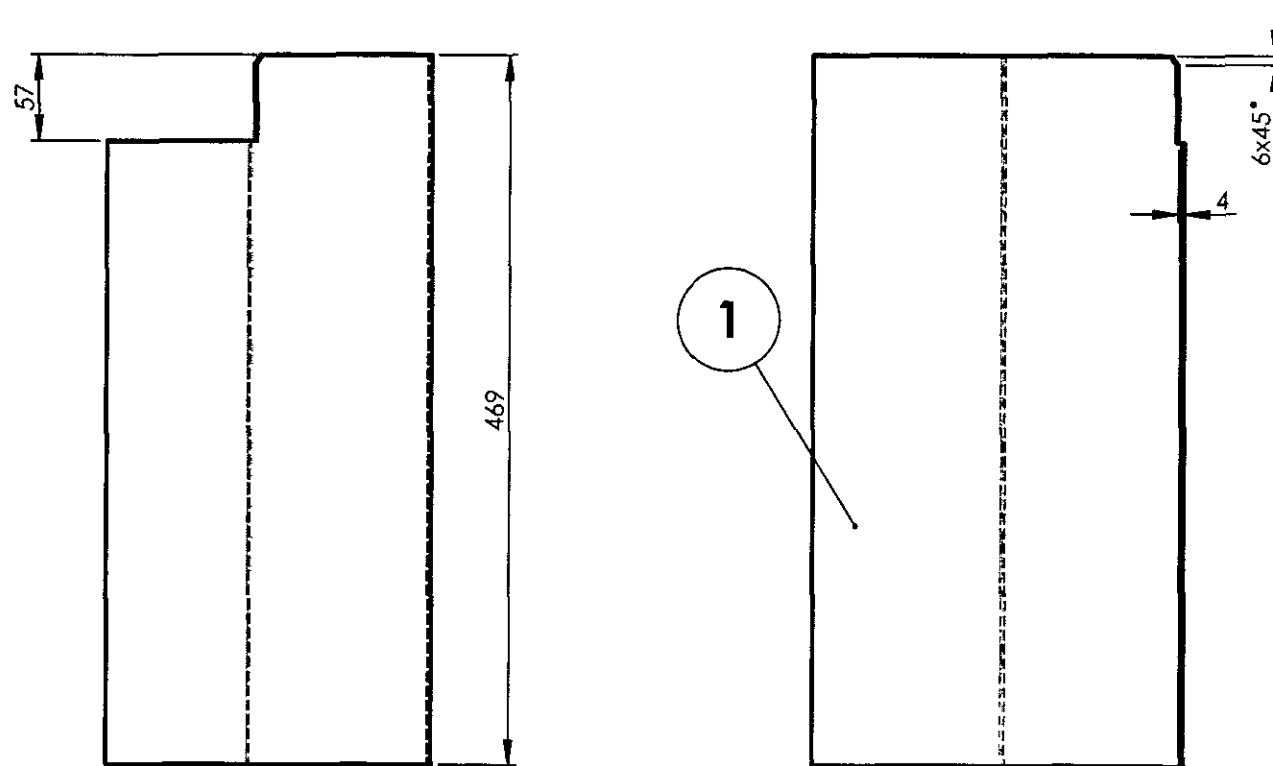
ALL DIMENSIONS ARE IN mm UNLESS OTHERWISE SPECIFIED. FOR UNTOLERANCED DIMENSIONS AND ROUGHNESS VALUES, REFER DRAWING NO ICF/STD-9-0-001.
ANY MANUAL ALTERATION SHALL AUTOMATICALLY RENDER THIS DRAWING INVALID. WELDING SYMBOLS ARE AS PER EN ISO 2553.
WEIGHT GIVEN IN DRAWING IS FOR INDICATIVE PURPOSE ONLY

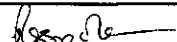
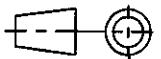
REF.DRG.NO.

AAD15877

▽ ROUGH MACHINED	① ROUGH CLEANED
▽▽ FINISH MACHINED	①b BURRS REMOVED
▽▽▽ FINE FINISH MACHINED	①s CHAMFERED

REVISIONS			
ALT.	ZONE	DESCRIPTION	APPROVED & DATE



1	ELEC COUPLER COVER	2 x 392 x 469	1		RDSO SPEC C- K201 X2 Cr Ni 12	2.83	
QTY	DESCRIPTION	DIMENSIONS	ITEM NO.	REF. DRGS	MATL.SPEC.	WT/UNIT IN KGS	REMARKS
GROUP: 1-5 End Construction		SURFACE AREA IN Sq.m.:			WT/ASSY IN Kgs:		
ELEC COUPLER COVER					SCALE	SSE/D	
					1:5	CHD	
					ALT.	ALTD	
						DRN	MAHESH
INDIAN RAILWAY STANDARDS INTEGRAL COACH FACTORY, CHENNAI - 600038				SHEET 1 OF 1			A3
					AAD15877		

DATE OF LATEST ALT.	17-05-2024	AME/SME
---------------------	------------	---------

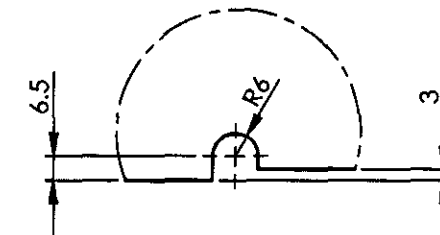
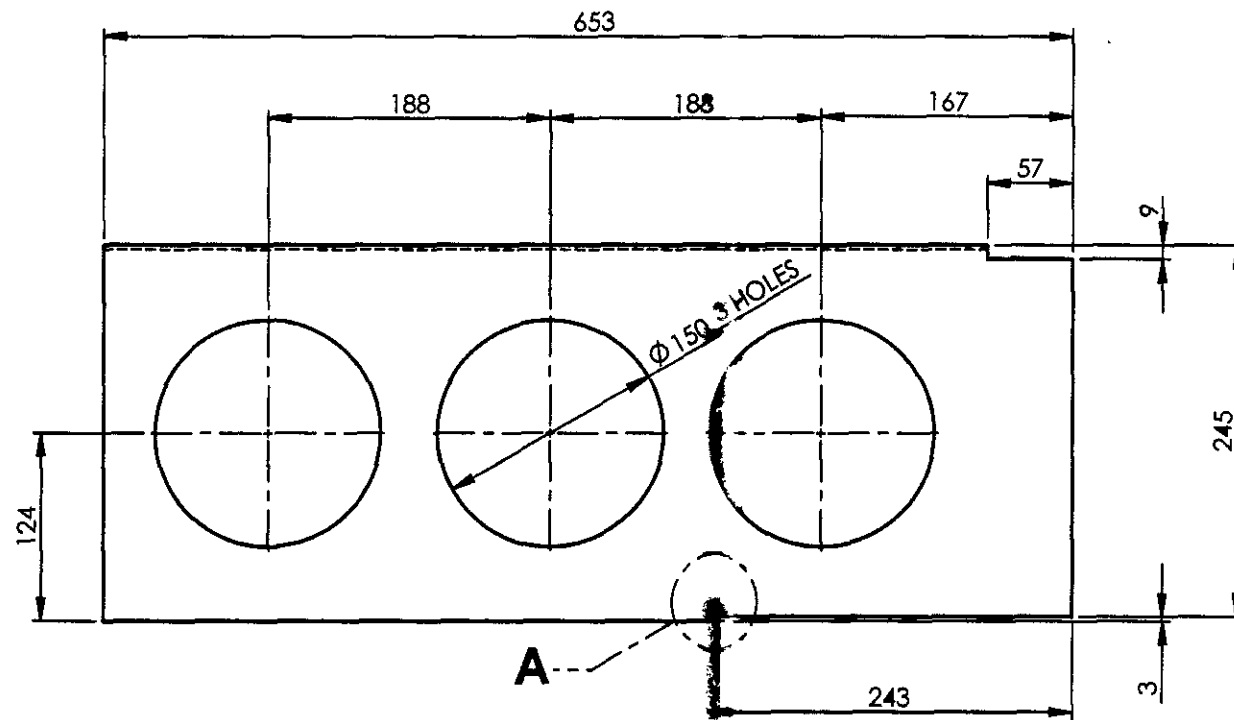
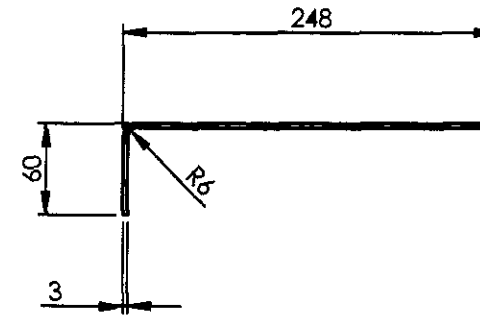
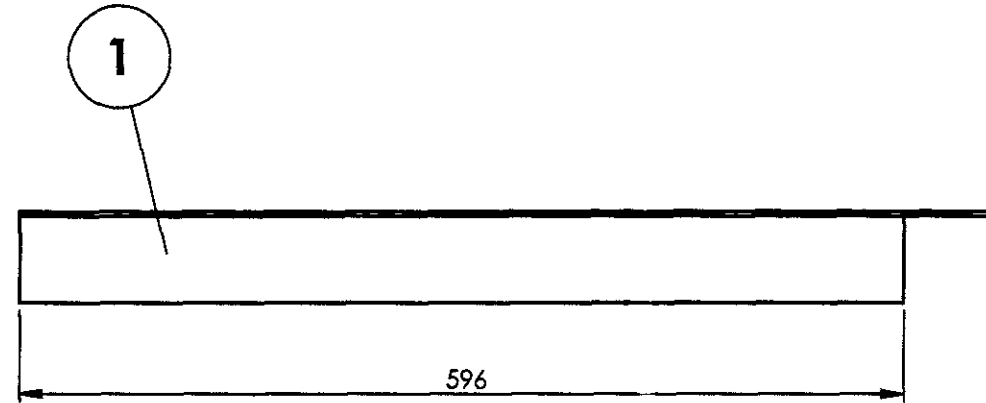
REF.DRG.NO.-

ALL DIMENSIONS ARE IN mm UNLESS OTHERWISE SPECIFIED. FOR UNTOLERANCED DIMENSIONS AND ROUGHNESS VALUES, REFER DRAWING NO ICF/STD-9-0-001. ANY MANUAL ALTERATION SHALL AUTOMATICALLY RENDER THIS DRAWING INVALID. WELDING SYMBOLS ARE AS PER EN ISO 2553. WEIGHT GIVEN IN DRAWING IS FOR INDICATIVE PURPOSE ONLY

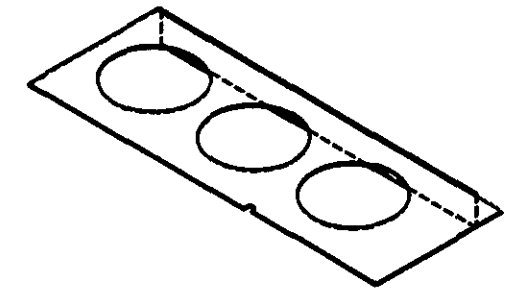
AAD15905

▽ ROUGH MACHINED	① ROUGH CLEANED
▽▽ FINISH MACHINED	①b BURRS REMOVED
▽▽▽ FINE FINISH MACHINED	①8 CHAMFERED

REVISIONS			
ALT.	ZONE	DESCRIPTION	APPROVED & DATE



DETAIL A
SCALE 1 : 2



1	FLANGE	3 x 303 x 453	1		RDSO/SPEC C-K201 X2CrNi12	3.356	
QTY	DESCRIPTION	DIMENSIONS	ITEM NO.	REF. DRGS	MATL.SPEC.	WT/UNIT IN KGS	REMARKS
GROUP: 1-5 End Construction				SURFACE AREA IN Sq.m.:		WT/ASSY IN Kgs:	
FLANGE					SCALE	SSE/D	
					1:5	CHD	B SURESH
					ALT.	ALTD	
						DRN	MAHESH
INDIAN RAILWAY STANDARDS					SHEET 1 OF 1		
INTEGRAL COACH FACTORY, CHENNAI - 600038					AAD15905		A3

ALL DIMENSIONS ARE IN mm UNLESS OTHERWISE SPECIFIED. FOR UNTOLERANCED DIMENSIONS AND ROUGHNESS VALUES, REFER DRAWING NO ICF/STD-9-0-001.
ANY MANUAL ALTERATION SHALL AUTOMATICALLY RENDER THIS DRAWING INVALID. WELDING SYMBOLS ARE AS PER EN ISO 2553.
WEIGHT GIVEN IN DRAWING IS FOR INDICATIVE PURPOSE ONLY

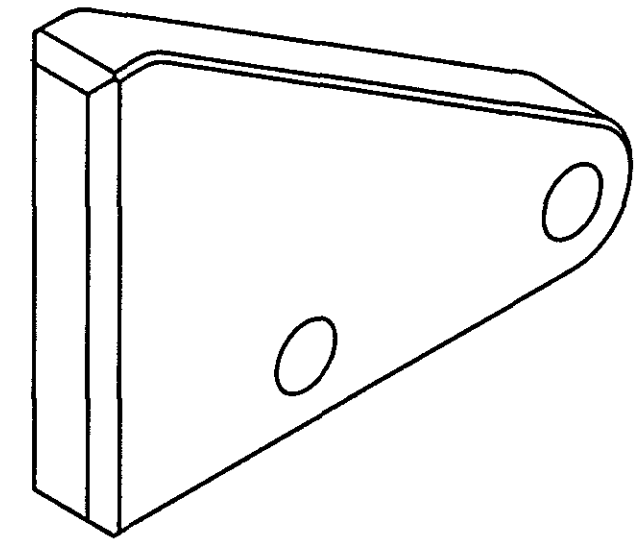
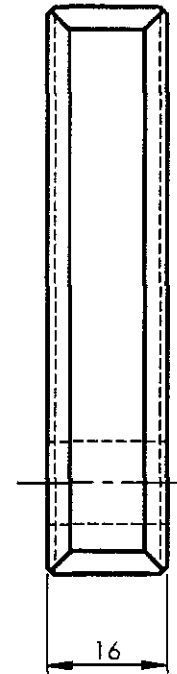
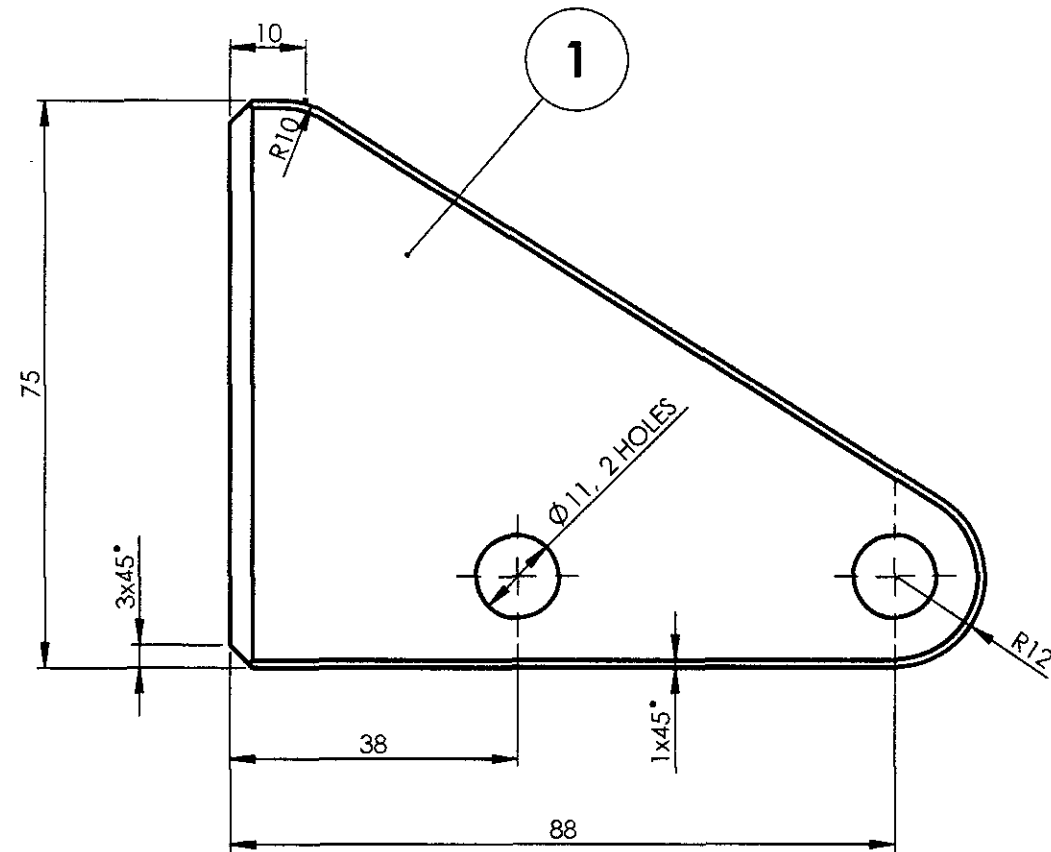
REF.DRG.NO.

30-07-2024		
DATE OF LAST ALT.	DATE OF FIRST ISSUE	AME/SME

AAD15960

▽ ROUGH MACHINED	① ROUGH CLEANED
▽▽ FINISH MACHINED	①b BURRS REMOVED
▽▽▽ FINE FINISH MACHINED	①8 CHAMFERED

REVISIONS			
ALT.	ZONE	DESCRIPTION	APPROVED & DATE


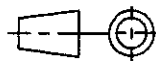


ISOMETRIC VIEW

ALL DIMENSIONS ARE IN mm UNLESS OTHERWISE SPECIFIED. FOR UNTOLERANCED DIMENSIONS AND ROUGHNESS VALUES, REFER DRAWING NO ICF/STD-9-0-001.
ANY MANUAL ALTERATION SHALL AUTOMATICALLY RENDER THIS DRAWING INVALID. WELDING SYMBOLS ARE AS PER EN ISO 2553.
WEIGHT GIVEN IN DRAWING IS FOR INDICATIVE PURPOSE ONLY

REF.DRG.NO.-

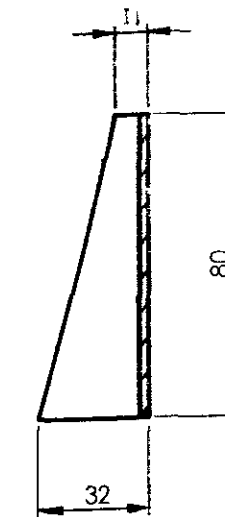
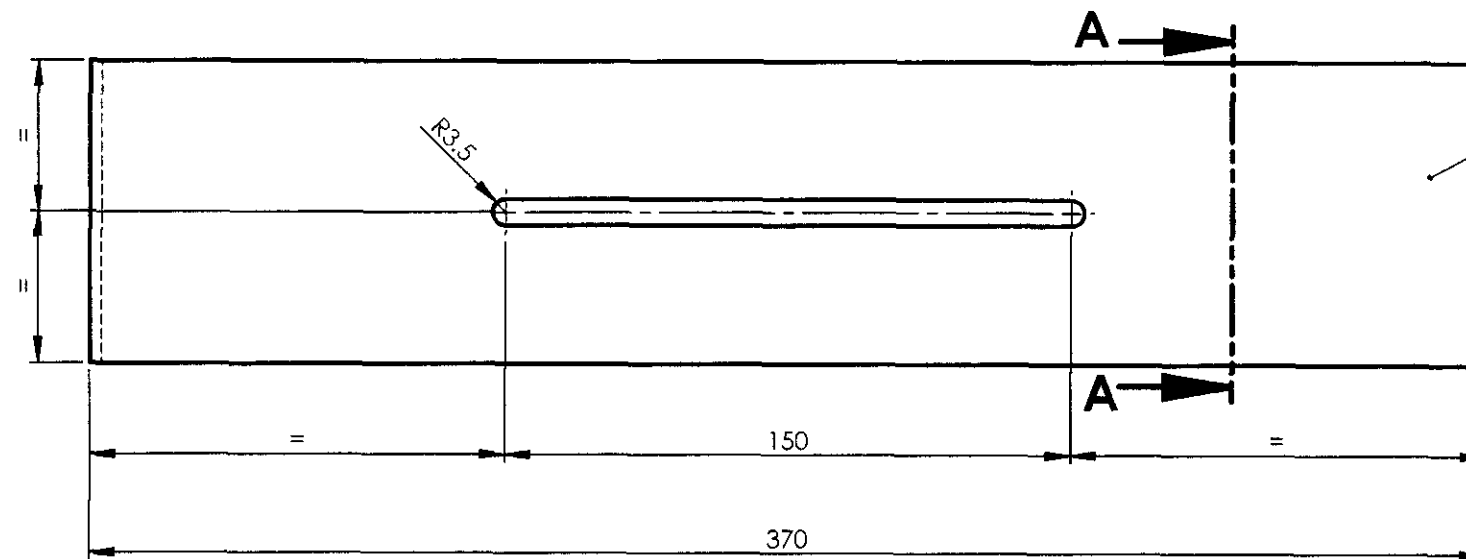
-	04.-02-2025	
DATE OF LATEST ALT.	DATE OF FIRST ISSUE	AME/SME

1	BRACKET	16x75x100	1		IS:6911-'92; X04Cr19Ni9	0.60	EQUIV. TO AISI-304	
QTY	DESCRIPTION	DIMENSIONS	ITEM NO.	REF. DRGS	MATL.SPEC.	WT/UNIT IN KGS	REMARKS	
GROUP: -			SURFACE AREA IN Sq.m.:			WT/ASSY IN Kgs:		
BRACKET						SCALE	SSE/D	
						1:1	CHD	
						ALT.	ALTD	
							DRN	B.Suresh
INDIAN RAILWAY STANDARDS				SHEET 1 OF 1				
INTEGRAL COACH FACTORY, CHENNAI - 600038					AAD15960		A3	

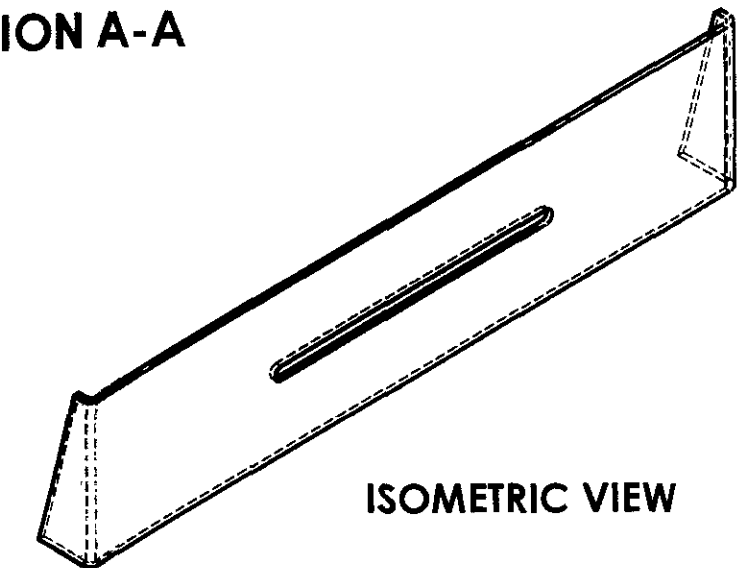
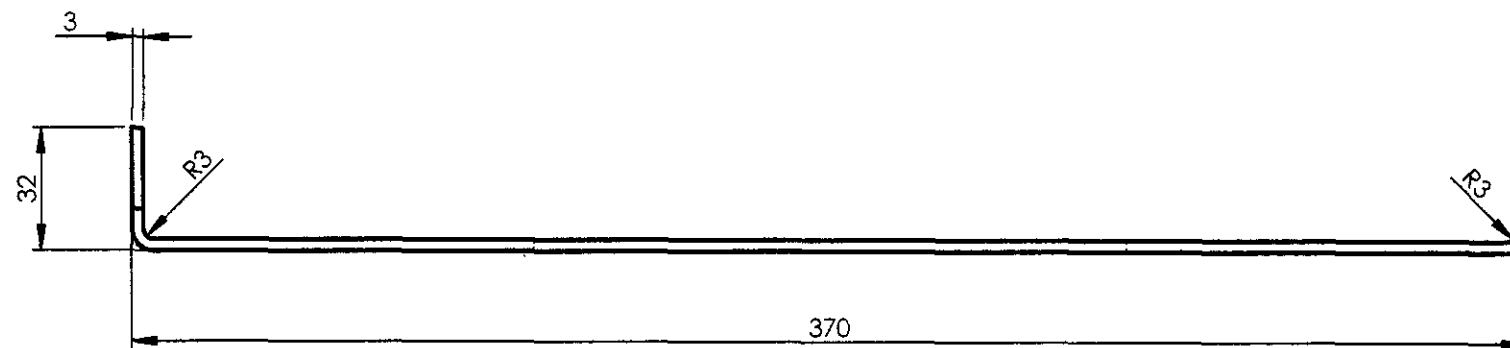
AAD15978

▽ ROUGH MACHINED	① ROUGH CLEANED
▽▽ FINISH MACHINED	①b BURRS REMOVED
▽▽▽ FINE FINISH MACHINED	①s CHAMFERED

REVISIONS				APPROVED & DATE
ALT.	ZONE	DESCRIPTION		



SECTION A-A



ISOMETRIC VIEW

ALL DIMENSIONS ARE IN mm UNLESS OTHERWISE SPECIFIED. FOR UNTOLERANCED DIMENSIONS AND ROUGHNESS VALUES, REFER DRAWING NO ICF/STD-9-0-001.
ANY MANUAL ALTERATION SHALL AUTOMATICALLY RENDER THIS DRAWING INVALID. WELDING SYMBOLS ARE AS PER EN ISO 2553.
WEIGHT GIVEN IN DRAWING IS FOR INDICATIVE PURPOSE ONLY

REF.DRG.NO.-


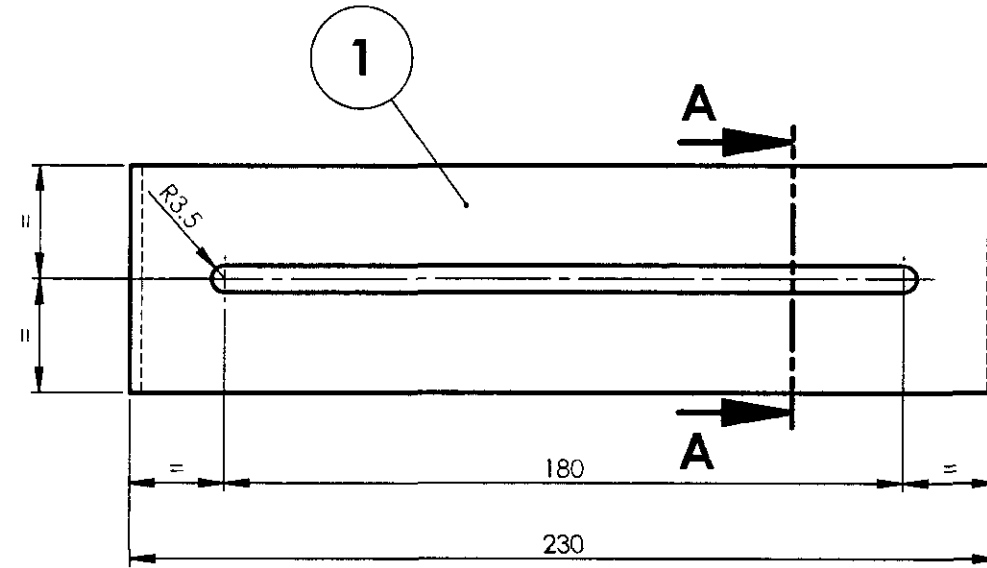
-	09-04-2025	
DATE OF LATEST ALT.	DATE OF FIRST ISSUE	AME/SME

1	SUPPORTING BRACKET	3x80x423	1		RDSO SPEC C-K201 X2 Cr Ni 12	0.75	
QTY	DESCRIPTION	DIMENSIONS	ITEM NO.	REF. DRGS	MATL.SPEC.	WT/UNIT IN KGS	REMARKS
GROUP: 1-5 End Construction				SURFACE AREA IN Sq.m.:		WT/ASSY IN Kgs:	
SUPPORTING BRACKET					SCALE 1:2	SSE/D	
					ALT.	CHD	
						ALTD	
						DRN	B Suresh
INDIAN RAILWAY STANDARDS					SHEET 1 OF 1		
INTEGRAL COACH FACTORY, CHENNAI - 600038					AAD15978		
					A3		

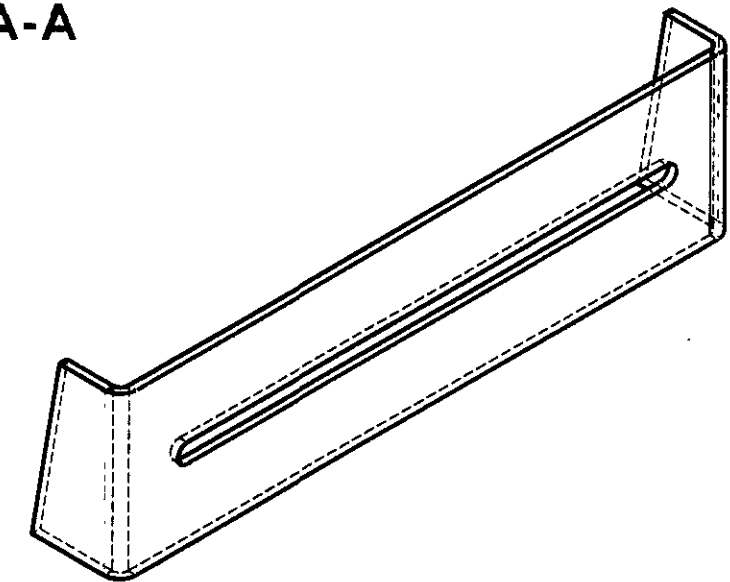
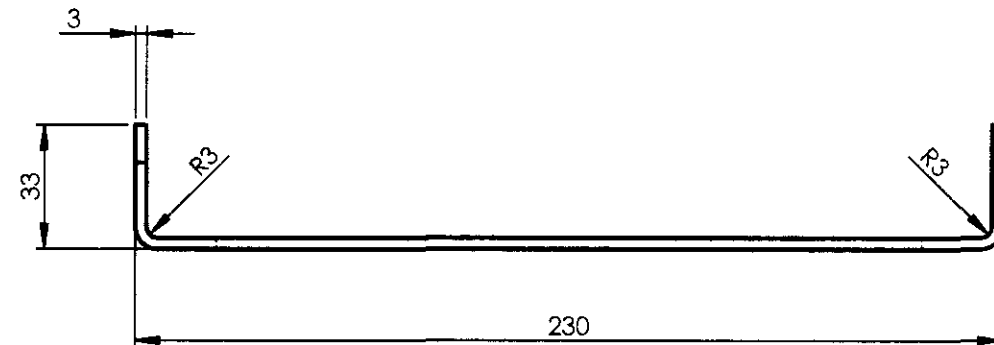
AAD15985

▽ ROUGH MACHINED	① ROUGH CLEANED
▽▽ FINISH MACHINED	①b BURRS REMOVED
▽▽▽ FINE FINISH MACHINED	①8 CHAMFERED

REVISIONS			
ALT.	ZONE	DESCRIPTION	APPROVED & DATE



SECTION A-A



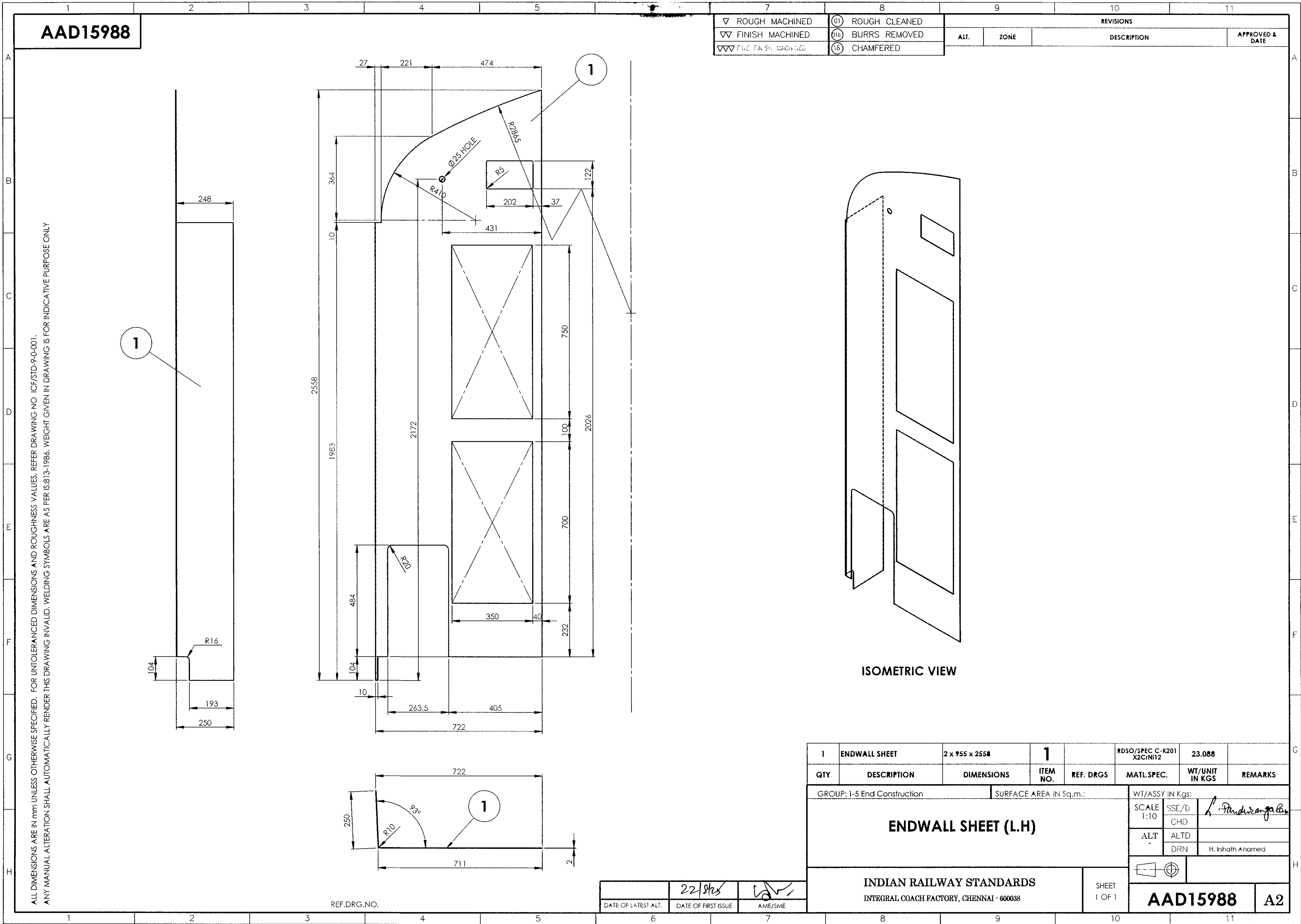
ISOMETRIC VIEW

1	SUPPORTING BRACKET	3x60x287	1		RDSO SPEC C- K201 X2 Cr Ni 12	0.37	
QTY	DESCRIPTION	DIMENSIONS	ITEM NO.	REF. DRGS	MATL.SPEC.	WT/UNIT IN KGS	REMARKS
GROUP: 1-5 End Construction				SURFACE AREA IN Sq.m.:		WT/ASSY IN Kgs:	
SUPPORTING BRACKET					SCALE	SSE/D	B. Suresh
					1:2	CHD	
					ALT.	ALTD	
						DRN	Mahesh
INDIAN RAILWAY STANDARDS				SHEET 1 OF 1		A3	
INTEGRAL COACH FACTORY, CHENNAI - 600038				AAD15985			

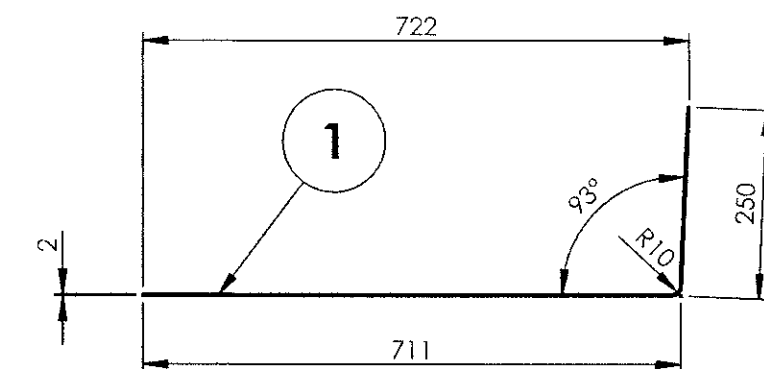
-	09-04-25	AME/SME
DATE OF LATEST ALT	DATE OF FIRST ISSUE	AME/SME


REF.DRG.NO.-

ALL DIMENSIONS ARE IN mm UNLESS OTHERWISE SPECIFIED. FOR UNTOLERANCED DIMENSIONS AND ROUGHNESS VALUES, REFER DRAWING NO ICF/STD-9-0-001
ANY MANUAL ALTERATION SHALL AUTOMATICALLY RENDER THIS DRAWING INVALID. WELDING SYMBOLS ARE AS PER EN ISO 2553.
WEIGHT GIVEN IN DRAWING IS FOR INDICATIVE PURPOSE ONLY



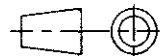
1



	22/8/25	
DATE OF LATEST ALT.	DATE OF FIRST ISSUE	AME/SME

REVISIONS			
ALT.	ZONE	DESCRIPTION	APPROVED & DATE

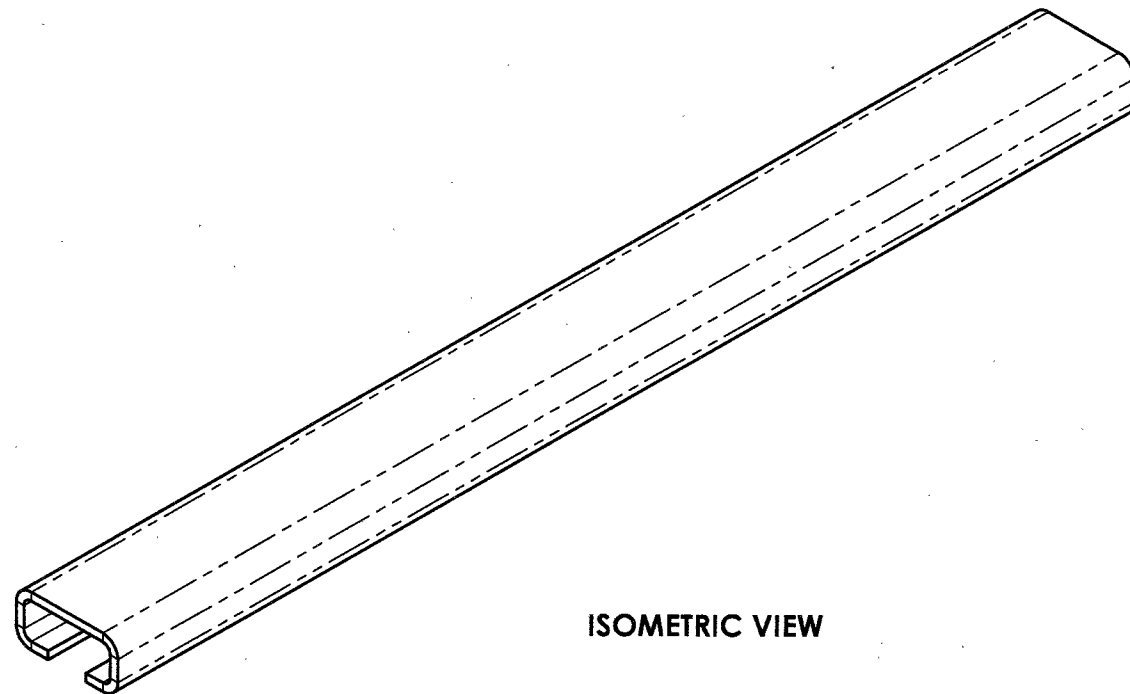
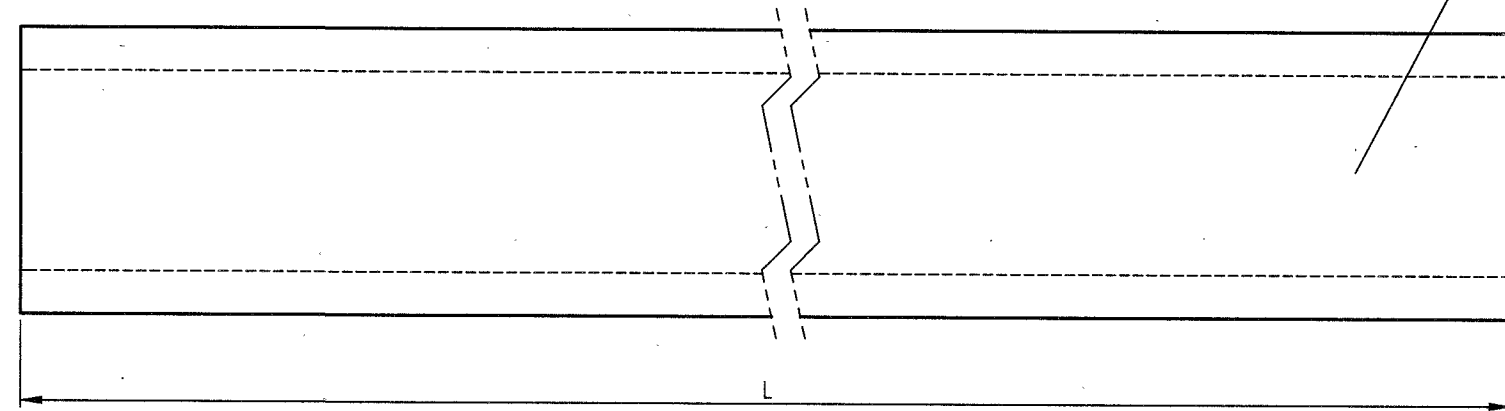
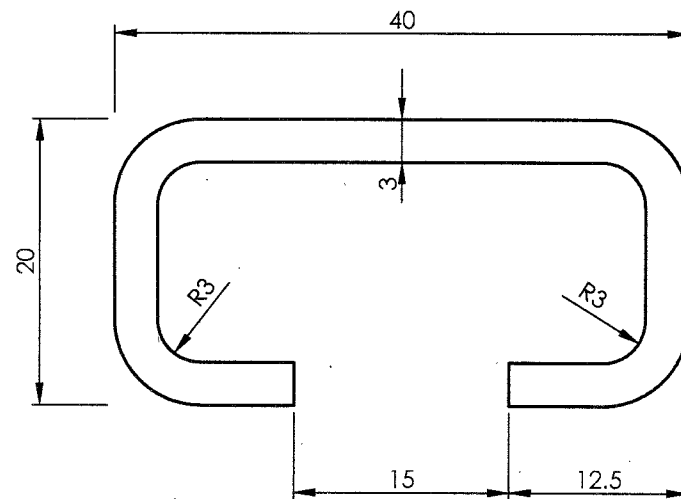


1	ENDWALL SHEET	2 x 955 x 255#	1		RDSO/SPEC C-K201 X2CrNi12	25.134	
QTY	DESCRIPTION	DIMENSIONS	ITEM NO.	REF. DRGS	MATL.SPEC.	WT/UNIT IN KGS	REMARKS
GROUP: 1-5 END CONSTRUCTION		SURFACE AREA IN Sq.m.:			WT/ASSY IN Kgs:		
ENDWALL SHEET (R.H)					SCALE 1:10	SSE/D	L. Pandurangam
						CHD	
					ALT	ALTD	
						DRN	H Irshath Ahmed
INDIAN RAILWAY STANDARDS INTEGRAL COACH FACTORY, CHENNAI - 600038				SHEET 1 OF 1			
					AAD15989		A2

AAE11737

▽ ROUGH MACHINED	① ROUGH CLEANED
▽ FINISH MACHINED	①⑤ BURRS REMOVED
▽ FINE FINISH MACHINED	①⑧ CHAMFERED

REVISIONS			
ALT.	ZONE	DESCRIPTION	APPROVED & DATE
a	-	R.M. SIZE AND MATERIAL SPEC. REVISED.	



ISOMETRIC VIEW

1	MOUNTING RAIL	3x81xL	1		AISI-304	0.31	
QTY.	DESCRIPTION	DIMENSIONS	ITEM NO.	REF. DRGS	MATL.SPEC.	WT/UNIT IN KGS	REMARKS
GROUP: 1-1			SURFACE AREA IN Sq.m.:		WT/ASSY IN Kgs:		
MOUNTING RAIL					SCALE	SSE/D	
					1:5	CHD	
					ALT.	ALTD	SURESH KUMAR.S
					a	DRN	B.Suresh
					INDIAN RAILWAY STANDARDS		
INTEGRAL COACH FACTORY, CHENNAI - 600038				SHEET 1 OF 1			

ALL DIMENSIONS ARE IN mm UNLESS OTHERWISE SPECIFIED. FOR UNTOLERANCED DIMENSIONS AND ROUGHNESS VALUES, REFER DRAWING NO ICF/STD-9-0-001.
ANY MANUAL ALTERATION SHALL AUTOMATICALLY RENDER THIS DRAWING INVALID. WELDING SYMBOLS ARE AS PER IS: 813-1986.
WEIGHT GIVEN IN DRAWING IS FOR INDICATIVE PURPOSE ONLY

REF.DRG.NO.

-05-2018

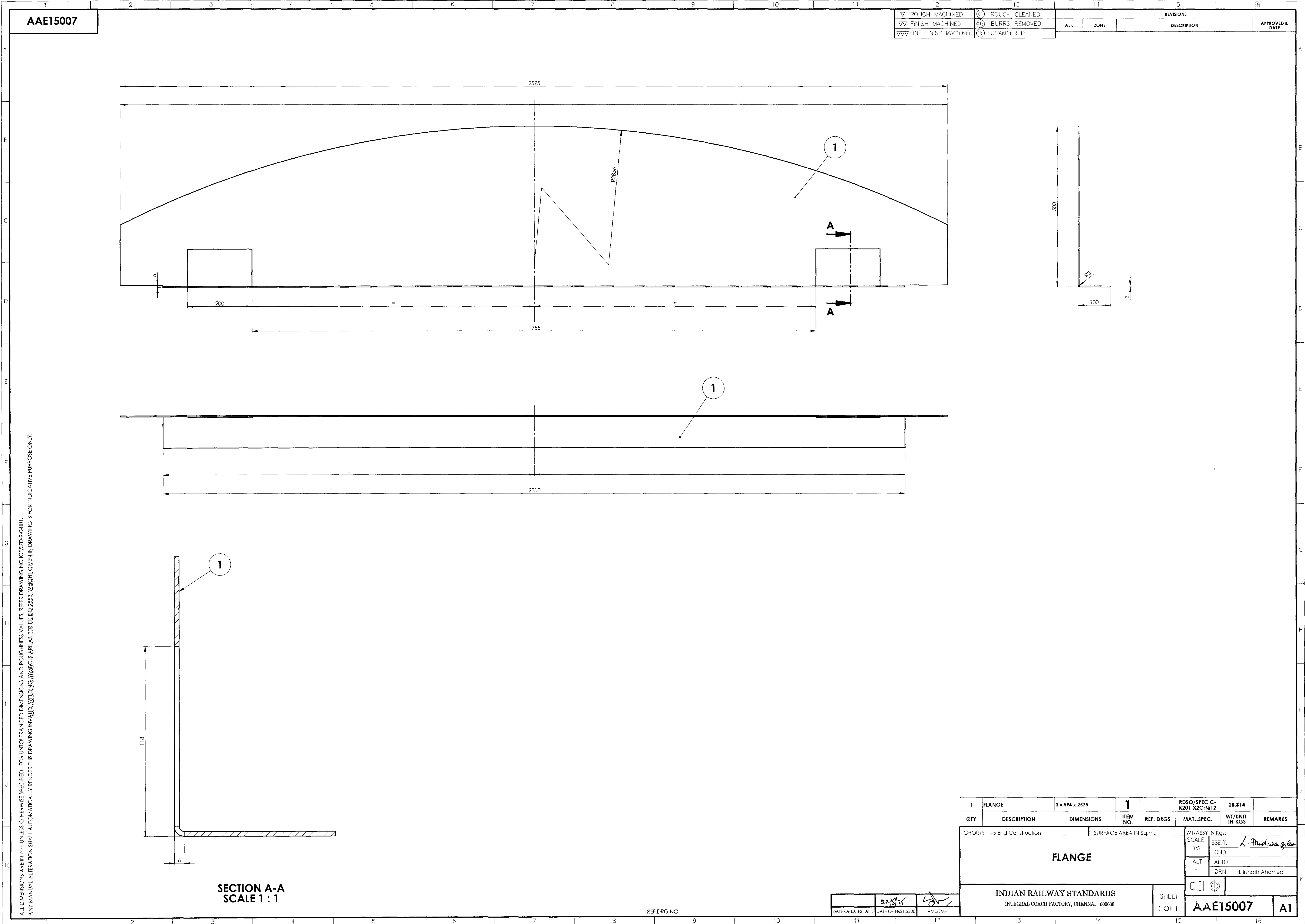
16-03-2018

K. Suresh

DATE OF LATEST ALT.

DATE OF FIRST ISSUE

AME/SME




1		2		3		4		5		6		7		8																																																																
AAE15016				▽ ROUGH MACHINED		⊖1 ROUGH CLEANED		REVISIONS																																																																						
				▽▽ FINISH MACHINED		⊖1b BURRS REMOVED		ALT.		ZONE		DESCRIPTION			APPROVED & DATE																																																															
				▽▽▽ FINE FINISH MACHINED		⊖18 CHAMFERED																																																																								
<div><div>ALL DIMENSIONS ARE IN mm UNLESS OTHERWISE SPECIFIED. FOR UNTOLERANCED DIMENSIONS AND ROUGHNESS VALUES, REFER DRAWING NO ICF/STD-9-0-001. ANY MANUAL ALTERATION SHALL AUTOMATICALLY RENDER THIS DRAWING INVALID. WELDING SYMBOLS ARE AS PER EN ISO 2553. WEIGHT GIVEN IN DRAWING IS FOR INDICATIVE PURPOSE ONLY</div><div><div><div>1</div><div><div>120</div><div>200</div><div>R3</div><div>3</div></div></div><div><div>50</div><div>3</div><div>320</div></div></div></div>																																																																														
<table><tr><td>1</td><td>RECTANGULAR TUBE</td><td>3t x 200 x 120 x 320</td><td>1</td><td></td><td>IS:17874 X04Cr19Ni9</td><td>4.22</td><td></td></tr><tr><td>QTY</td><td>DESCRIPTION</td><td>DIMENSIONS</td><td>ITEM NO.</td><td>REF. DRGS</td><td>MATL.SPEC.</td><td>WT/UNIT IN KGS</td><td>REMARKS</td></tr><tr><td colspan="5">GROUP: 1-5 End Construction</td><td colspan="2">SURFACE AREA IN Sq.m.:</td><td>WT/ASSY IN Kgs:</td></tr><tr><td colspan="5" rowspan="4">RECTANGULAR TUBE</td><td>SCALE</td><td>SSE/D</td><td rowspan="2">L. Pandurangiah</td></tr><tr><td>1:5</td><td>CHD</td></tr><tr><td>ALT.</td><td>ALTD</td><td rowspan="2">H. Irshath Ahamed</td></tr><tr><td></td><td>DRN</td></tr><tr><td colspan="5">INDIAN RAILWAY STANDARDS</td><td colspan="2">SHEET 1 OF 1</td><td></td></tr><tr><td colspan="5">INTEGRAL COACH FACTORY, CHENNAI - 600038</td><td colspan="2"></td><td></td></tr><tr><td colspan="5"></td><td colspan="2">AAE15016</td><td>A3</td></tr></table>																1	RECTANGULAR TUBE	3t x 200 x 120 x 320	1		IS:17874 X04Cr19Ni9	4.22		QTY	DESCRIPTION	DIMENSIONS	ITEM NO.	REF. DRGS	MATL.SPEC.	WT/UNIT IN KGS	REMARKS	GROUP: 1-5 End Construction					SURFACE AREA IN Sq.m.:		WT/ASSY IN Kgs:	RECTANGULAR TUBE					SCALE	SSE/D	L. Pandurangiah	1:5	CHD	ALT.	ALTD	H. Irshath Ahamed		DRN	INDIAN RAILWAY STANDARDS					SHEET 1 OF 1			INTEGRAL COACH FACTORY, CHENNAI - 600038													AAE15016		A3
1	RECTANGULAR TUBE	3t x 200 x 120 x 320	1		IS:17874 X04Cr19Ni9	4.22																																																																								
QTY	DESCRIPTION	DIMENSIONS	ITEM NO.	REF. DRGS	MATL.SPEC.	WT/UNIT IN KGS	REMARKS																																																																							
GROUP: 1-5 End Construction					SURFACE AREA IN Sq.m.:		WT/ASSY IN Kgs:																																																																							
RECTANGULAR TUBE					SCALE	SSE/D	L. Pandurangiah																																																																							
					1:5	CHD																																																																								
					ALT.	ALTD	H. Irshath Ahamed																																																																							
						DRN																																																																								
INDIAN RAILWAY STANDARDS					SHEET 1 OF 1																																																																									
INTEGRAL COACH FACTORY, CHENNAI - 600038																																																																														
					AAE15016		A3																																																																							
REF.DRG.NO.		22/8/25		AME/SME																																																																										
DATE OF LATEST ALT.		DATE OF FIRST ISSUE																																																																												

[illegible]

▽ ROUGH MACHINED	⑦ ROUGH CLEANED
▽▽ FINISH MACHINED	⑧ BURRS REMOVED
▽▽▽ FINE FINISH MACHINED	⑧ CHAMFERED

REVISIONS			
ALT.	ZONE	DESCRIPTION	APPROVED & DATE

1	PILLAR	3 x 303 x 673	1		RDSO/SPEC C- K201 X2CrNi12	3.565	
QTY	DESCRIPTION	DIMENSIONS	ITEM NO.	REF. DRGS	MATL.SPEC.	WT/UNIT IN KGS	REMARKS
GROUP: 1-5 End Construction		SURFACE AREA IN Sq.m.:0.308			WT/ASSY IN Kgs:		
PILLAR					SCALE	SSE/D	<i>L. Panduranga Rao</i>
					1:5	CHD	
					ALT.	ALTD	
						DRN	H. Irshath Ahamed
INDIAN RAILWAY STANDARDS INTEGRAL COACH FACTORY, CHENNAI - 600038				SHEET 1 OF 1			
					AAE15017		A3

ALL DIMENSIONS ARE IN MM UNLESS OTHERWISE SPECIFIED. FOR UNTOLERANCED DIMENSIONS AND ROUGHNESS VALUES, REFER DRAWING IS NO 107/3102-90-0001.
ANY MANUAL ALTERATION SHALL AUTOMATICALLY RENDER THIS DRAWING INVALID. WELDING SYMBOLS ARE AS PER IS: 813-1986.
WEIGHT GIVEN IN DRAWING IS FOR INDICATIVE PURPOSE ONLY

REVISIONS				
ALT.	ZONE	DESCRIPTION		APPROVED & DATE



INTEGRAL COACH FACTORY, CHENNAI - 600038

SHEET
1 OF 1

A3

AAE15019

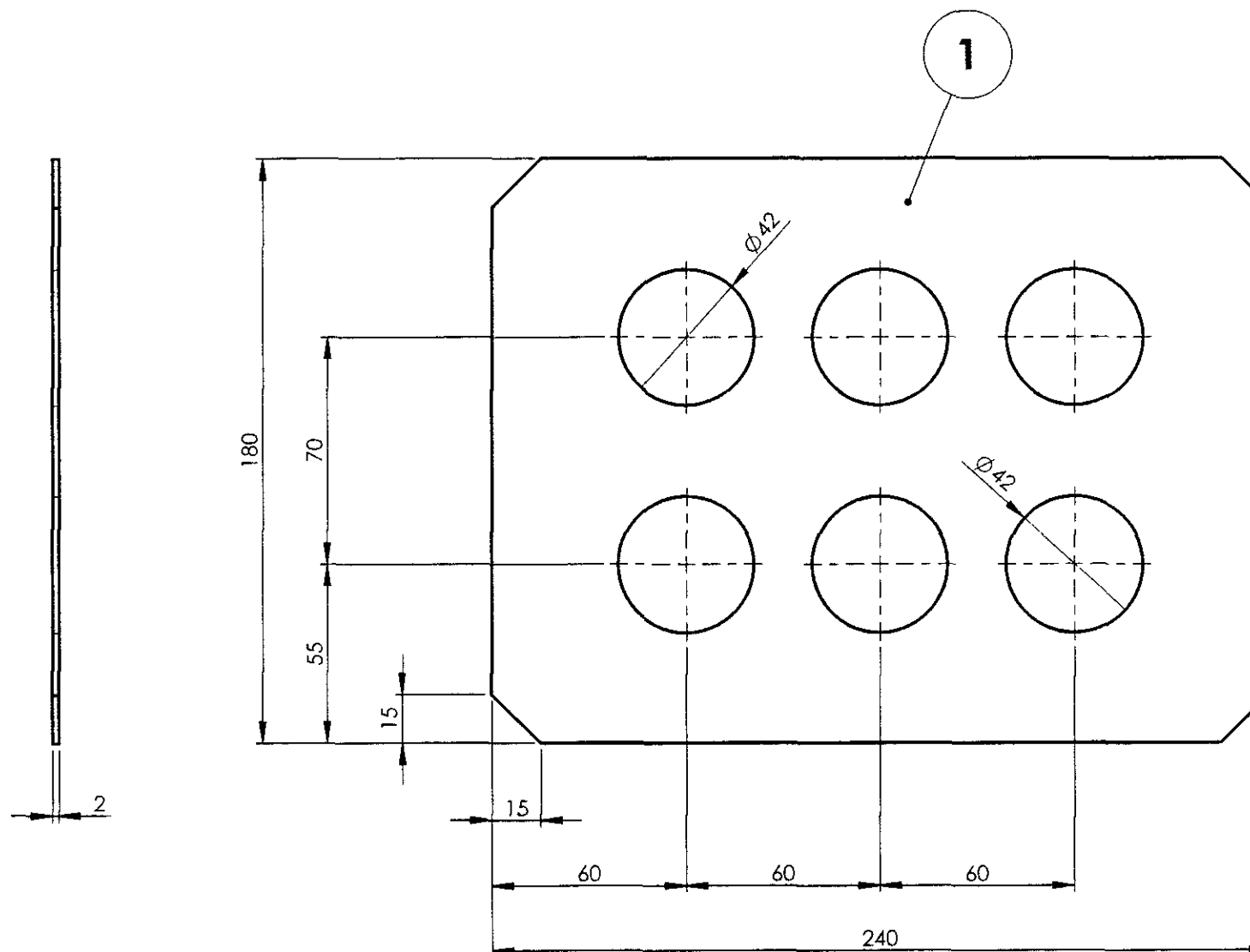
▽ ROUGH MACHINED	(r1) ROUGH CLEANED
▽▽ FINISH MACHINED	(r1b) BURRS REMOVED
▽▽▽ FINE FINISH MACHINED	(r1c) CHAMFERED

REVISIONS

ALT.

ZONE

DESCRIPTION

APPROVED &
DATE

1	SUPPORT FOR CONDUITS	2 x 180 x 240	1		RDSO SPEC C-K201 X2 Cr Ni 12	0.55	
QTY	DESCRIPTION	DIMENSIONS	ITEM NO.	REF. DRGS	MATL.SPEC.	WT/UNIT IN KGS	REMARKS
GROUP: 1-5 End Construction				SURFACE AREA IN Sq.m.:		WT/ASSY IN Kgs:	
SUPPORT FOR CONDUITS					SCALE	SSE/D	L. Pandey
					1:5	CHD	
					ALT.	ALTD	
INDIAN RAILWAY STANDARDS						DRN	H. Irshath Ahamed
INTEGRAL COACH FACTORY, CHENNAI - 600038					SHEET 1 OF 1		
					AAE15019		A3

ALL DIMENSIONS ARE IN mm UNLESS OTHERWISE SPECIFIED. FOR UNTOLERANCED DIMENSIONS AND ROUGHNESS VALUES, REFER DRAWING NO ICF/STD-9-0-001.
ANY MANUAL ALTERATION SHALL AUTOMATICALLY RENDER THIS DRAWING INVALID. WELDING SYMBOLS ARE AS PER EN ISO 2553.
WEIGHT GIVEN IN DRAWING IS FOR INDICATIVE PURPOSE ONLY

REF.DRG.NO.-

-	28/8/25	H. Irshath Ahamed
DATE OF LATEST ALT.	DATE OF FIRST ISSUE	AME/SME

1		2		3		4		5		6		7		8																																																						
AAE15021				▽ ROUGH MACHINED		⑪ ROUGH CLEANED		REVISIONS																																																												
				▽▽ FINISH MACHINED		⑪b BURRS REMOVED		ALT.		ZONE		DESCRIPTION		APPROVED & DATE																																																						
				▽▽▽ FINE FINISH MACHINED		⑪c CHAMFERED																																																														
<div>ALL DIMENSIONS ARE IN mm UNLESS OTHERWISE SPECIFIED. FOR UNTOLERANCED DIMENSIONS AND ROUGHNESS VALUES, REFER DRAWING NO IC/F/STD-9-0-001. ANY MANUAL ALTERATION SHALL AUTOMATICALLY RENDER THIS DRAWING INVALID. WELDING SYMBOLS ARE AS PER EN ISO 2553. WEIGHT GIVEN IN DRAWING IS FOR INDICATIVE PURPOSE ONLY</div> <div></div>																																																																				
<table><tr><td>1</td><td>CABLE SUPPORTING ROD</td><td>Ø8 x 425</td><td>1</td><td></td><td>IS 4403-2001 X04Cr19Ni9</td><td>0.17</td><td></td></tr><tr><td>QTY</td><td>DESCRIPTION</td><td>DIMENSIONS</td><td>ITEM NO.</td><td>REF. DRGS</td><td>MATL.SPEC.</td><td>WT/UNIT IN KGS</td><td>REMARKS</td></tr><tr><td colspan="5">GROUP: 1-5 End Construction</td><td colspan="2">SURFACE AREA IN Sq.m.:</td><td>WT/ASSY IN Kgs:</td></tr><tr><td colspan="5" rowspan="3">CABLE SUPPORTING ROD</td><td>SCALE 1:5</td><td>SSE/D CHD</td><td>L. Panduranga Rao</td></tr><tr><td>ALT.</td><td>ALTD</td><td></td></tr><tr><td>DRN</td><td>H. Irshath Ahamed</td></tr><tr><td colspan="5">INDIAN RAILWAY STANDARDS</td><td colspan="2">SHEET 1 OF 1</td><td></td></tr><tr><td colspan="5">INTEGRAL COACH FACTORY, CHENNAI - 600038</td><td colspan="2">AAE15021</td><td>A3</td></tr></table>																1	CABLE SUPPORTING ROD	Ø8 x 425	1		IS 4403-2001 X04Cr19Ni9	0.17		QTY	DESCRIPTION	DIMENSIONS	ITEM NO.	REF. DRGS	MATL.SPEC.	WT/UNIT IN KGS	REMARKS	GROUP: 1-5 End Construction					SURFACE AREA IN Sq.m.:		WT/ASSY IN Kgs:	CABLE SUPPORTING ROD					SCALE 1:5	SSE/D CHD	L. Panduranga Rao	ALT.	ALTD		DRN	H. Irshath Ahamed	INDIAN RAILWAY STANDARDS					SHEET 1 OF 1			INTEGRAL COACH FACTORY, CHENNAI - 600038					AAE15021		A3
1	CABLE SUPPORTING ROD	Ø8 x 425	1		IS 4403-2001 X04Cr19Ni9	0.17																																																														
QTY	DESCRIPTION	DIMENSIONS	ITEM NO.	REF. DRGS	MATL.SPEC.	WT/UNIT IN KGS	REMARKS																																																													
GROUP: 1-5 End Construction					SURFACE AREA IN Sq.m.:		WT/ASSY IN Kgs:																																																													
CABLE SUPPORTING ROD					SCALE 1:5	SSE/D CHD	L. Panduranga Rao																																																													
					ALT.	ALTD																																																														
					DRN	H. Irshath Ahamed																																																														
INDIAN RAILWAY STANDARDS					SHEET 1 OF 1																																																															
INTEGRAL COACH FACTORY, CHENNAI - 600038					AAE15021		A3																																																													
REF.DRG.NO.		DATE OF LATEST ALT.		DATE OF FIRST ISSUE		AME/SME																																																														
1		2		3		4		5		6		7		8																																																						

AAE15022

▽ ROUGH MACHINED

▽▽ FINISH MACHINED

▽▽▽ FINE FINISH MACHINED

① ROUGH CLEANED

② BURRS REMOVED

③ CHAMFERED

REVISIONS

ALT.

ZONE

DESCRIPTION

APPROVED & DATE

217

80

R8

Ø8

1

REF.DRG.NO.

DATE OF LATEST ALT.

DATE OF FIRST ISSUE

AME/SME

1

CABLE SUPPORTING ROD

Ø8 x 367

1

IS 4603-2001
X04Cr19Ni9

0.15

QTY

DESCRIPTION

DIMENSIONS

ITEM NO.

REF. DRGS

MATL.SPEC.

WT/UNIT IN KGS

REMARKS

GROUP: 1-5

SURFACE AREA IN Sq.m.:

WT/ASSY IN Kgs:

CABLE SUPPORTING ROD

SCALE 1:2

SSE/D CHD

ALT. ALTD

DRN T.UKKIRAPANDIAN

INDIAN RAILWAY STANDARDS

INTEGRAL COACH FACTORY, CHENNAI - 600038

SHEET 1 OF 1

AAE15022

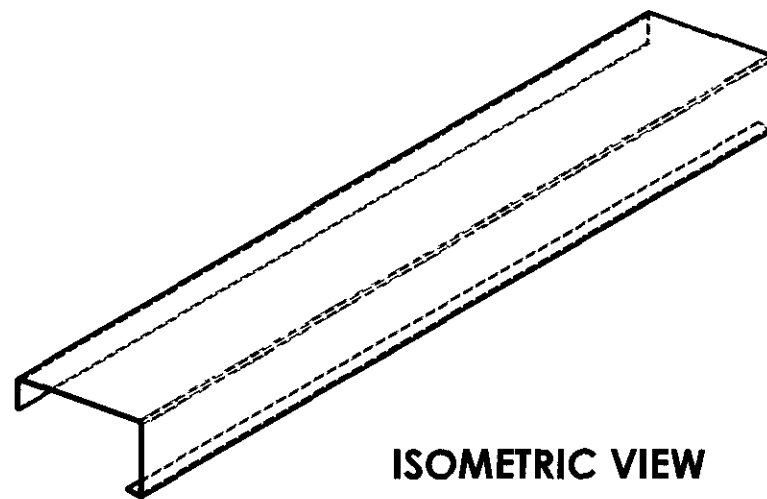
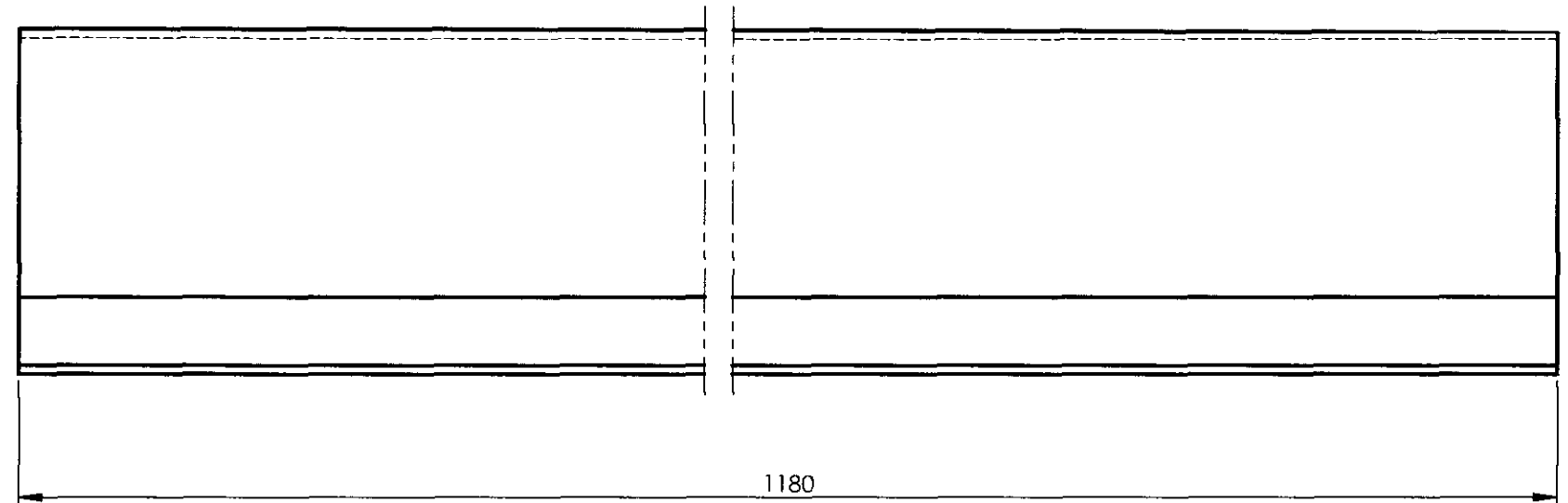
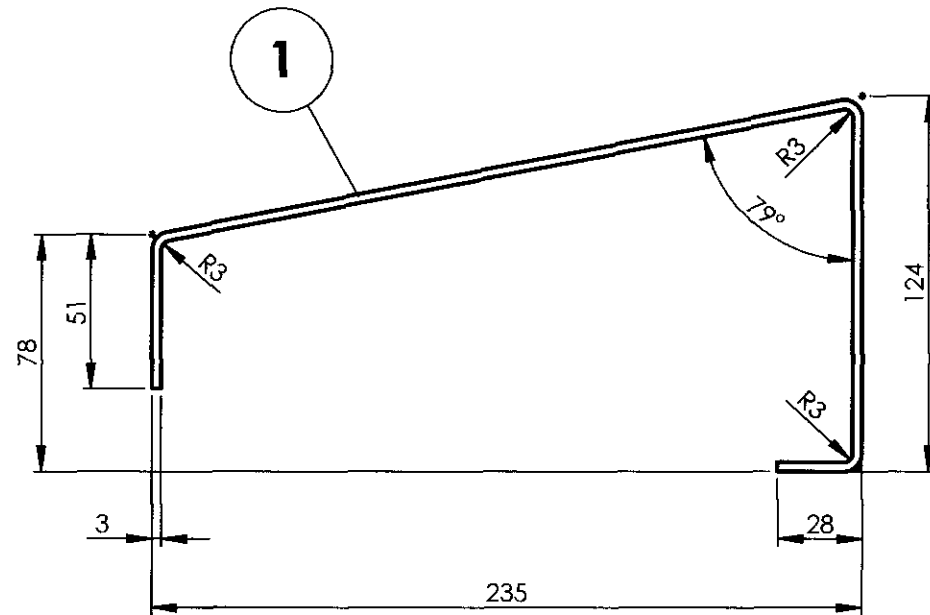
A3

ALL DIMENSIONS ARE IN mm UNLESS OTHERWISE SPECIFIED. FOR UNTOLERANCED DIMENSIONS AND ROUGHNESS VALUES REFER DRAWING NO ICF/STD-9-0-001.
ANY MANUAL ALTERATION SHALL AUTOMATICALLY RENDER THIS DRAWING INVALID. WELDING SYMBOLS ARE AS PER EN ISO 2553.
WEIGHT GIVEN IN DRAWING IS FOR INDICATIVE PURPOSE ONLY


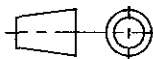
AAE15023

▽ ROUGH MACHINED	① ROUGH CLEANED
▽▽ FINISH MACHINED	①b BURRS REMOVED
▽▽▽ FINE FINISH MACHINED	①s CHAMFERED

REVISIONS			
ALT.	ZONE	DESCRIPTION	APPROVED & DATE



ISOMETRIC VIEW

1	RAMP SHEET	3x426x1180	1		RDSO SPEC C-K201 X2 Cr Ni 12	12.10	
QTY	DESCRIPTION	DIMENSIONS	ITEM NO.	REF. DRGS	MATL.SPEC.	WT/UNIT IN KGS	REMARKS
GROUP: 1-5 End Construction		SURFACE AREA IN Sq.m.:			WT/ASSY IN Kgs:		
RAMP SHEET					SCALE	SSE/D	
					1:10	CHD	
					ALT.	ALTD	
						DRN	B.Suresh
INDIAN RAILWAY STANDARDS INTEGRAL COACH FACTORY, CHENNAI - 600038							
					SHEET 1 OF 1	AAE15023	
							A3

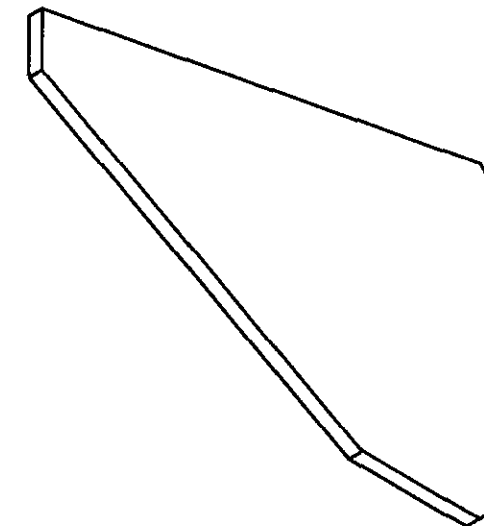
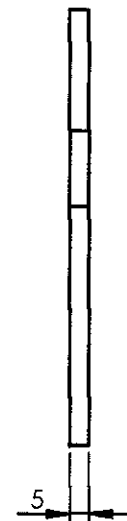
ALL DIMENSIONS ARE IN mm UNLESS OTHERWISE SPECIFIED. FOR UNTOLERANCED DIMENSIONS AND ROUGHNESS VALUES, REFER DRAWING NO ICF/STD-9-0-001. ANY MANUAL ALTERATION SHALL AUTOMATICALLY RENDER THIS DRAWING INVALID. WELDING SYMBOLS ARE AS PER EN ISO 2553. WEIGHT GIVEN IN DRAWING IS FOR INDICATIVE PURPOSE ONLY


REF.DRG.NO.:-


-	30-07-2025	gjh
DATE OF LATEST ALT.	DATE OF FIRST ISSUE	AME/SME

ANY MANUAL ALTERATION SHALL AUTOMATICALLY RENDER THIS DRAWING INVALID. WELDING SYMBOLS ARE AS PER EN ISO 2553.
WEIGHT GIVEN IN DRAWING IS FOR INDICATIVE PURPOSE ONLY

REVISIONS			
ALT.	ZONE	DESCRIPTION	APPROVED & DATE



WT/ASSY IN Kgs:			
SCALE	SSE/D	<i>B. Suresh</i>	
1:1	CHD		
ALT.	ALTD		
	DRN	B.Suresh	
			
SHEET 1 OF 1		AAE15026	
		A3	

-	30-07-2025	
DATE OF LATEST ALT.	DATE OF FIRST ISSUE	AME/SME

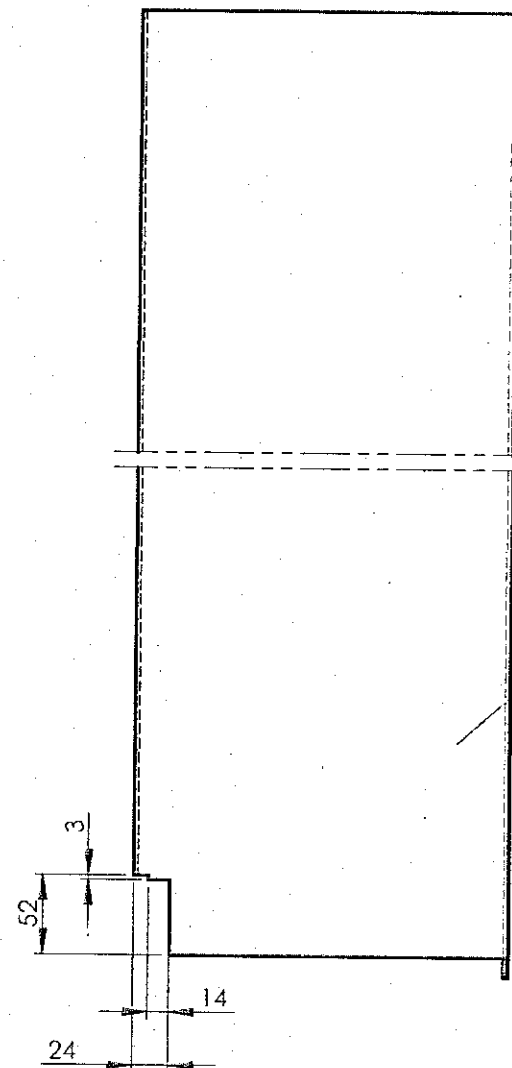
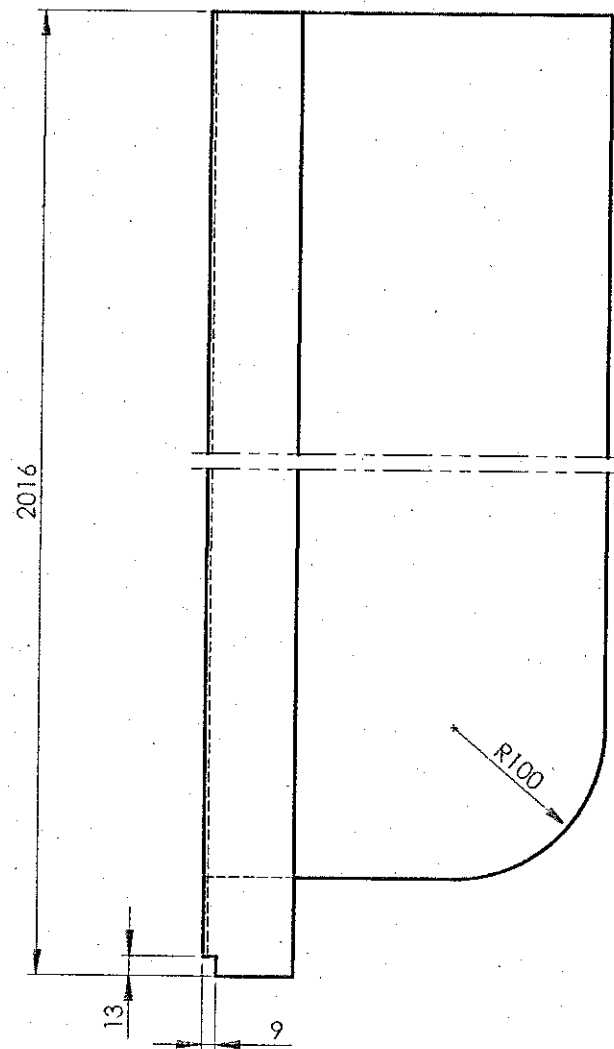
INTEGRAL COACH FACTORY, CHENNAI - 600038

1		2		3		4		5		6		7		8																																																																					
AAE15038				▽ ROUGH MACHINED		① ROUGH CLEANED		REVISIONS																																																																											
				▽▽ FINISH MACHINED		①b BURRS REMOVED		ALT.		ZONE		DESCRIPTION			APPROVED & DATE																																																																				
				▽▽▽ FINE FINISH MACHINED		①8 CHAMFERED																																																																													
<div>ALL DIMENSIONS ARE IN mm UNLESS OTHERWISE SPECIFIED. FOR UNTOLERANCED DIMENSIONS AND ROUGHNESS VALUES, REFER DRAWING NO ICF/STD-9-0-001. ANY MANUAL ALTERATION SHALL AUTOMATICALLY RENDER THIS DRAWING INVALID. WELDING SYMBOLS ARE AS PER EN ISO 2553. WEIGHT GIVEN IN DRAWING IS FOR INDICATIVE PURPOSE ONLY</div> <div><div>1</div></div>																																																																																			
<table><tr><td>1</td><td>END WALL TOP SHEET</td><td>2x459x1676</td><td>1</td><td></td><td>RDSO/SPEC C-K201 X2CrNi12</td><td>8.379</td><td></td></tr><tr><td>QTY</td><td>DESCRIPTION</td><td>DIMENSIONS</td><td>ITEM NO.</td><td>REF. DRGS</td><td>MATL.SPEC.</td><td>WT/UNIT IN KGS</td><td>REMARKS</td></tr><tr><td colspan="5">GROUP: 1-5 End Construction</td><td colspan="2">SURFACE AREA IN Sq.m.: 1.147</td><td>WT/ASSY IN Kgs:</td></tr><tr><td colspan="5" rowspan="3">END WALL TOP SHEET</td><td>SCALE</td><td>SSE/D</td><td rowspan="2">B. Suresh</td></tr><tr><td>1:10</td><td>CHD</td></tr><tr><td>ALT.</td><td>ALTD</td><td>B. Suresh</td></tr><tr><td colspan="5" rowspan="2">INDIAN RAILWAY STANDARDS</td><td colspan="2">SHEET 1 OF 1</td><td rowspan="2">AAE15038</td><td rowspan="2">A3</td></tr><tr><td colspan="2">INTEGRAL COACH FACTORY, CHENNAI - 600038</td></tr><tr><td colspan="2">REF.DRG.NO.</td><td>30-07-2025</td><td colspan="2">AME/SME</td><td colspan="3"></td><td colspan="2"></td></tr><tr><td colspan="2">DATE OF LATEST ALT.</td><td>DATE OF FIRST ISSUE</td><td colspan="2"></td><td colspan="3"></td><td colspan="2"></td></tr></table>																1	END WALL TOP SHEET	2x459x1676	1		RDSO/SPEC C-K201 X2CrNi12	8.379		QTY	DESCRIPTION	DIMENSIONS	ITEM NO.	REF. DRGS	MATL.SPEC.	WT/UNIT IN KGS	REMARKS	GROUP: 1-5 End Construction					SURFACE AREA IN Sq.m.: 1.147		WT/ASSY IN Kgs:	END WALL TOP SHEET					SCALE	SSE/D	B. Suresh	1:10	CHD	ALT.	ALTD	B. Suresh	INDIAN RAILWAY STANDARDS					SHEET 1 OF 1		AAE15038	A3	INTEGRAL COACH FACTORY, CHENNAI - 600038		REF.DRG.NO.		30-07-2025	AME/SME							DATE OF LATEST ALT.		DATE OF FIRST ISSUE							
1	END WALL TOP SHEET	2x459x1676	1		RDSO/SPEC C-K201 X2CrNi12	8.379																																																																													
QTY	DESCRIPTION	DIMENSIONS	ITEM NO.	REF. DRGS	MATL.SPEC.	WT/UNIT IN KGS	REMARKS																																																																												
GROUP: 1-5 End Construction					SURFACE AREA IN Sq.m.: 1.147		WT/ASSY IN Kgs:																																																																												
END WALL TOP SHEET					SCALE	SSE/D	B. Suresh																																																																												
					1:10	CHD																																																																													
					ALT.	ALTD	B. Suresh																																																																												
INDIAN RAILWAY STANDARDS					SHEET 1 OF 1		AAE15038	A3																																																																											
					INTEGRAL COACH FACTORY, CHENNAI - 600038																																																																														
REF.DRG.NO.		30-07-2025	AME/SME																																																																																
DATE OF LATEST ALT.		DATE OF FIRST ISSUE																																																																																	
1		2		3		4		5		6		7		8																																																																					


AAE15039

▽ ROUGH MACHINED	① ROUGH CLEANED
▽▽ FINISH MACHINED	①b BURRS REMOVED
▽▽▽ FINE FINISH MACHINED	①8 CHAMFERED

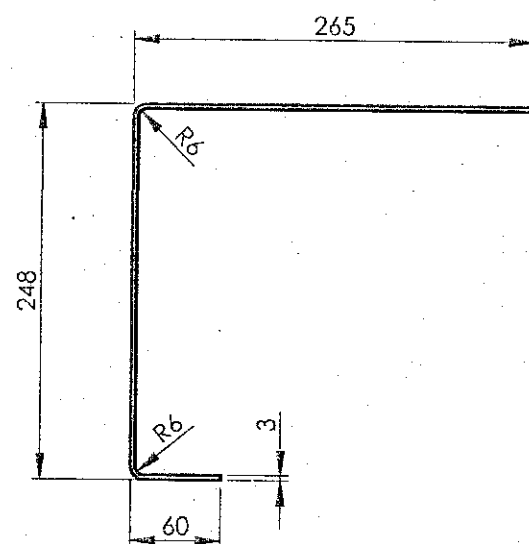
REVISIONS			
ALT.	ZONE	DESCRIPTION	APPROVED & DATE
a		RADIUS DIMENSION R100 ADDED.	18/2



1



ISOMETRIC VIEW



ALL DIMENSIONS ARE IN mm UNLESS OTHERWISE SPECIFIED. FOR UNTOLERANCED DIMENSIONS AND ROUGHNESS VALUES, REFER DRAWING NO ICF/STD-9-0-001.
ANY MANUAL ALTERATION SHALL AUTOMATICALLY RENDER THIS DRAWING INVALID. WELDING SYMBOLS ARE AS PER IS: 813-1986.
WEIGHT GIVEN IN DRAWING IS FOR INDICATIVE PURPOSE ONLY

REF.DRG.NO.

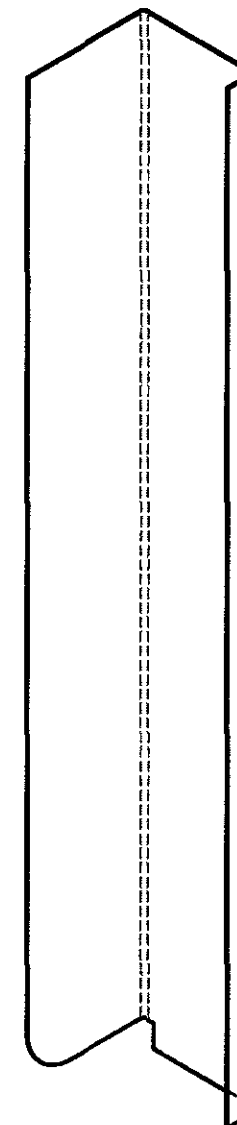
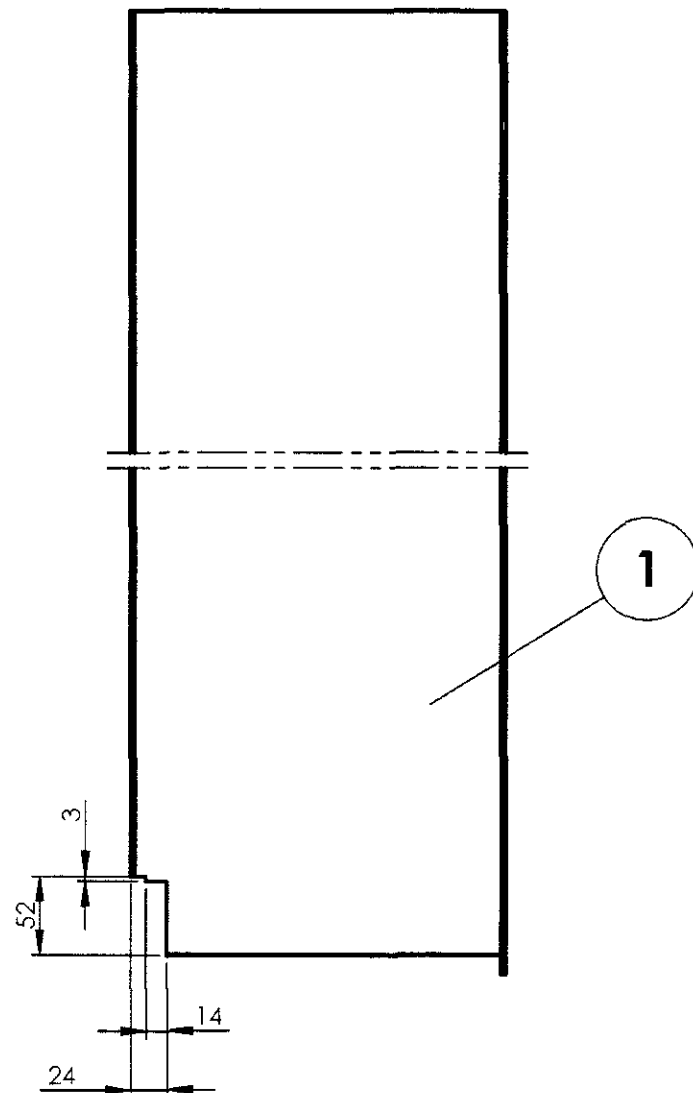
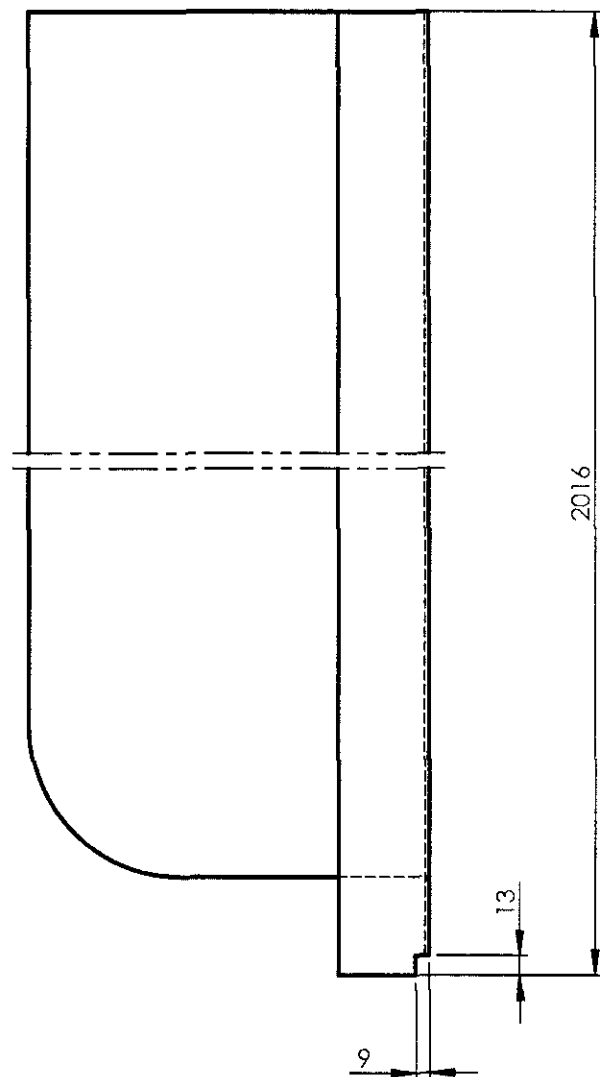
23 -01-2026	30-07-2025	18/2
DATE OF LATEST ALT.	DATE OF FIRST ISSUE	AME/SME

1	PILLAR RH	3 x 561 x 2016	1		RDSO SPEC C-K201 X2 Cr Ni 12	26.56	
QTY	DESCRIPTION	DIMENSIONS	ITEM NO.	REF. DRGS	MATL.SPEC.	WT/UNIT IN KGS	REMARKS
GROUP: 1-5 End Construction				SURFACE AREA IN Sq.m.:		WT/ASSY IN Kgs:	
PILLAR RH					SCALE 1:5	SSE/D C-D	18/2
					ALT. a	ALTD D-RV	MAHESH B.Suresh
INDIAN RAILWAY STANDARDS					SHEET 1 OF 1		
INTEGRAL COACH FACTORY, CHENNAI - 600038					AAE15039		
					A3		

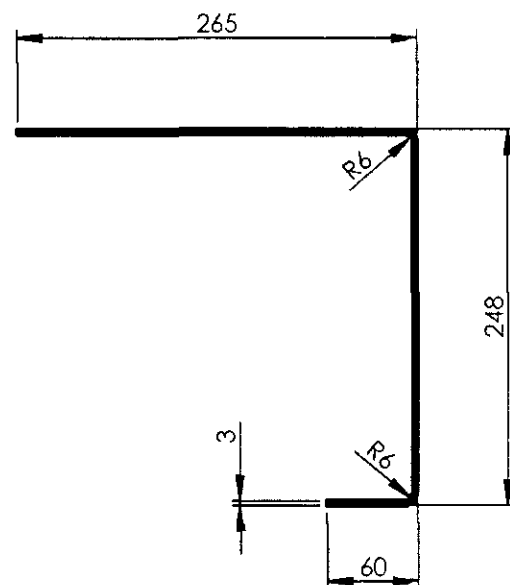
AAE15040

▽ ROUGH MACHINED	① ROUGH CLEANED
▽▽ FINISH MACHINED	①b BURRS REMOVED
▽▽▽ FINE FINISH MACHINED	①s CHAMFERED

REVISIONS			
ALT.	ZONE	DESCRIPTION	APPROVED & DATE



ISOMETRIC VIEW



1	PILLAR LH	3 x 561 x 2016	1		RDSO SPEC C-K201 X2 Cr Ni 12	26.56	
QTY	DESCRIPTION	DIMENSIONS	ITEM NO.	REF. DRGS	MATL.SPEC.	WT/UNIT IN KGS	REMARKS
GROUP: 1-5 End Construction				SURFACE AREA IN Sq.m.:		WT/ASSY IN Kgs:	
PILLAR LH					SCALE	SSE/D	B. L.
					1:5	CHD	
					ALT.	ALTD	
						DRN	MAHESH
INDIAN RAILWAY STANDARDS					SHEET 1 OF 1		
INTEGRAL COACH FACTORY CHENNAI - 600038					AAE15040		A3

	30/07-2025	
DATE OF LATEST ALT.	DATE OF FIRST ISSUE	AME/SME

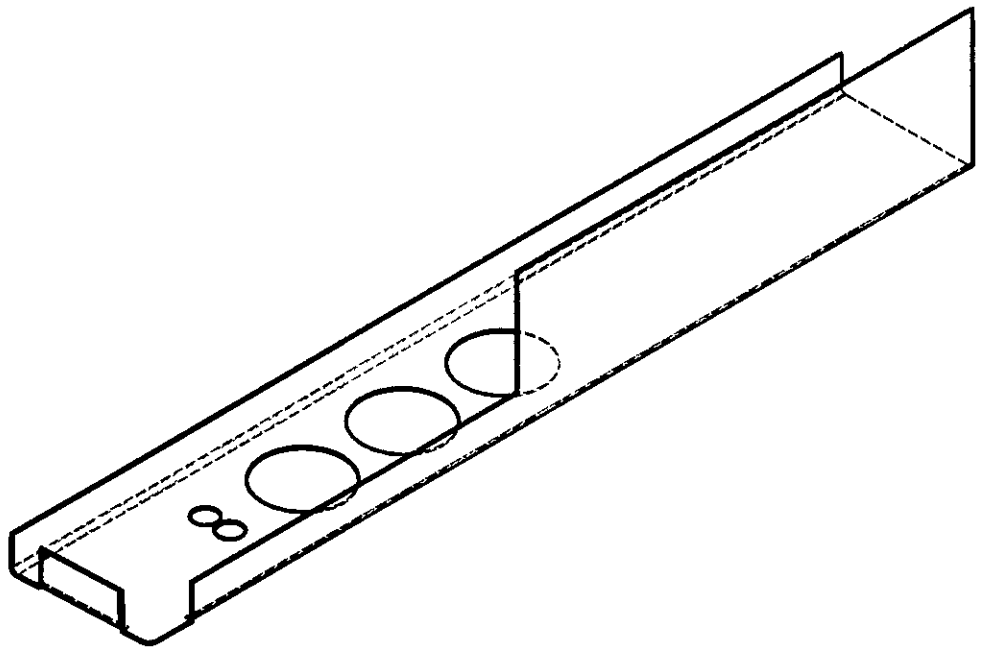
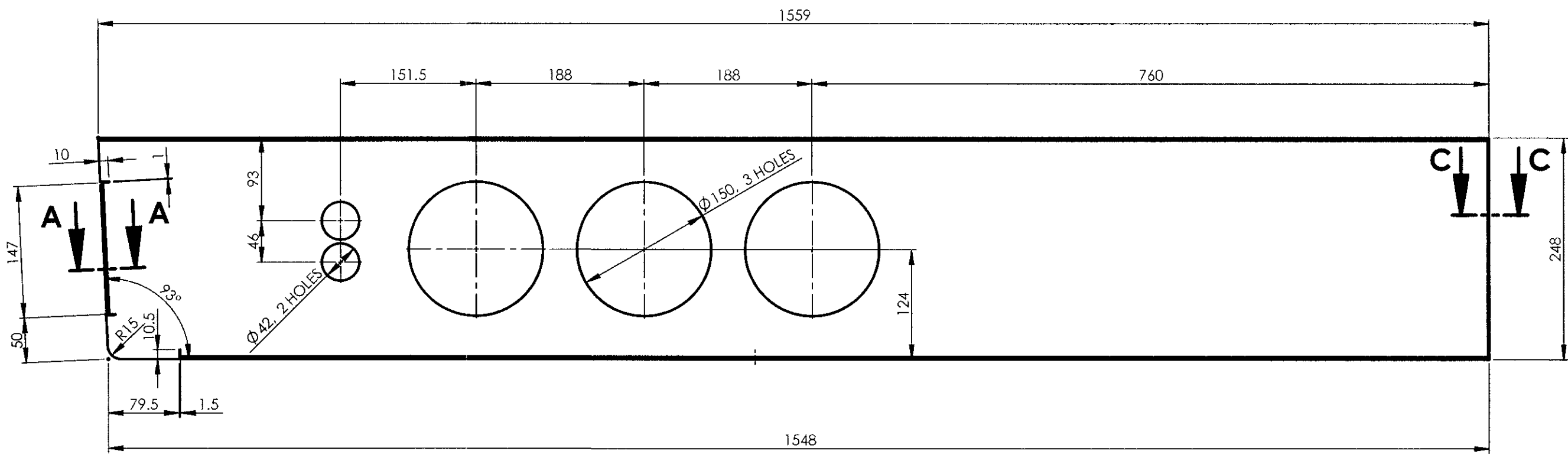
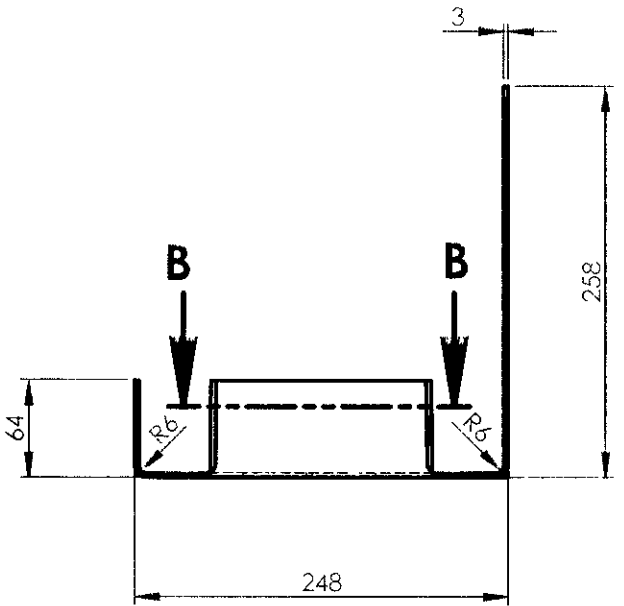
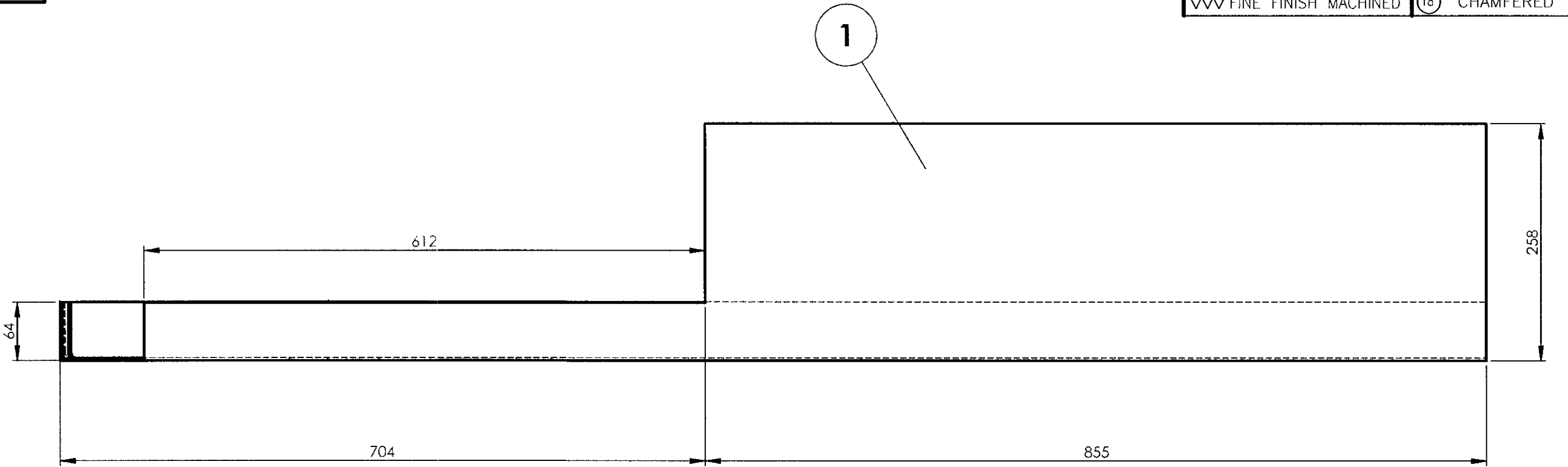
ALL DIMENSIONS ARE IN mm UNLESS OTHERWISE SPECIFIED. FOR UNTOLERANCED DIMENSIONS AND ROUGHNESS VALUES, REFER DRAWING NO ICF/STD-9-0-001.
ANY MANUAL ALTERATION SHALL AUTOMATICALLY RENDER THIS DRAWING INVALID. WELDING SYMBOLS ARE AS PER IS: 813-1986.
WEIGHT GIVEN IN DRAWING IS FOR INDICATIVE PURPOSE ONLY

REF.DRG.NO.

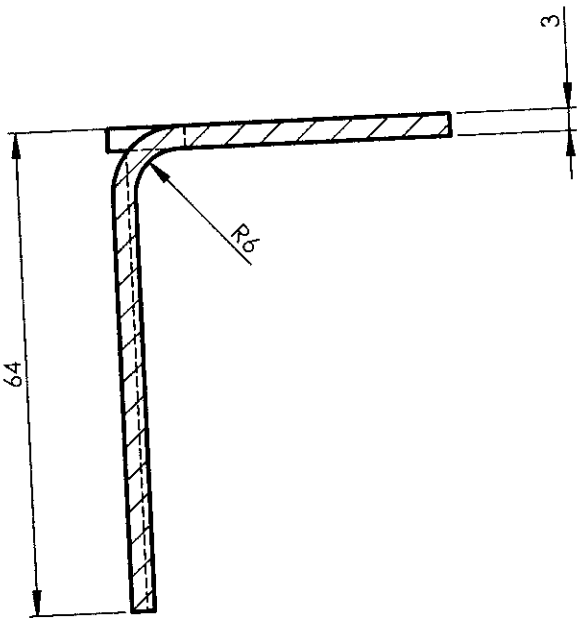
AAE15041

▽ ROUGH MACHINED	① ROUGH CLEANED
▽▽ FINISH MACHINED	①② BURRS REMOVED
▽▽▽ FINE FINISH MACHINED	①③ CHAMFERED

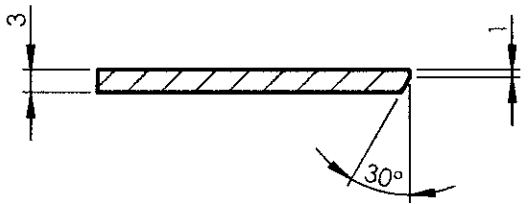
REVISIONS			
ALT.	ZONE	DESCRIPTION	APPROVED & DATE



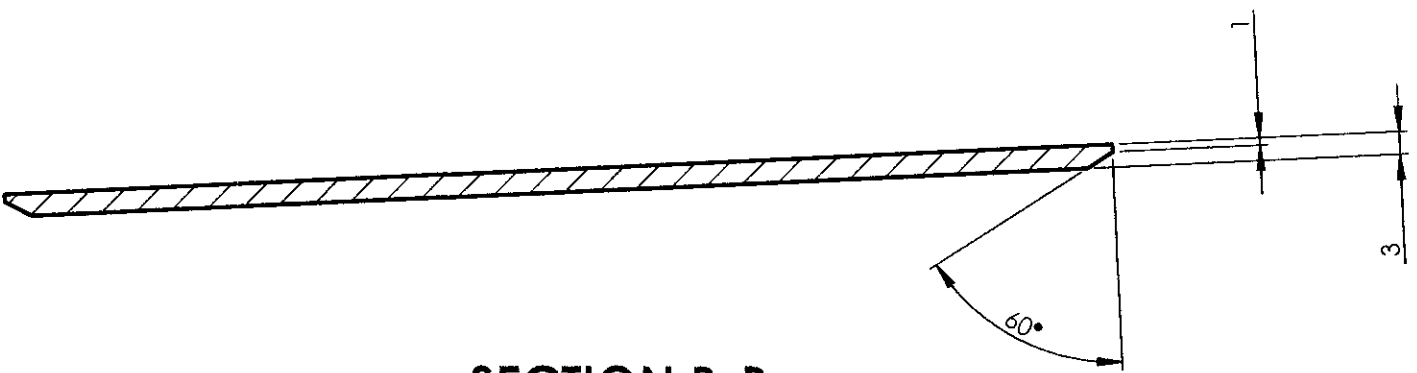
ISOMETRIC VIEW



SECTION A-A
SCALE 1 : 1



SECTION C-C
SCALE 1 : 1



SECTION B-B
SCALE 1 : 1

1	FLANGE	3 x 558 x 1614	1		RDSO/SPEC C-K201 X2CrNi12	16.262	
QTY	DESCRIPTION	DIMENSIONS	ITEM NO.	REF. DRGS	MATL.SPEC.	WT/UNIT IN KGS	REMARKS
GROUP: 1-5 End Construction				SURFACE AREA IN Sq.m.: 1.373		WT/ASSY IN Kgs:	
FLANGE					SCALE 1:5	SSE/D	B. Senthil
						CHD	
					ALT	ALTD	
						DRN	MAHESH
INDIAN RAILWAY STANDARDS				SHEET 1 OF 1		AAE15041	
INTEGRAL COACH FACTORY, CHENNAI - 600038						A2	

ALL DIMENSIONS ARE IN mm UNLESS OTHERWISE SPECIFIED. FOR UNTOLERANCED DIMENSIONS AND ROUGHNESS VALUES, REFER DRAWING NO. ICF/STD-9-0-001. ANY MANUAL ALTERATION SHALL AUTOMATICALLY RENDER THIS DRAWING INVALID. WELDING SYMBOLS ARE AS PER IS813-1986. WEIGHT GIVEN IN DRAWING IS FOR INDICATIVE PURPOSE ONLY.

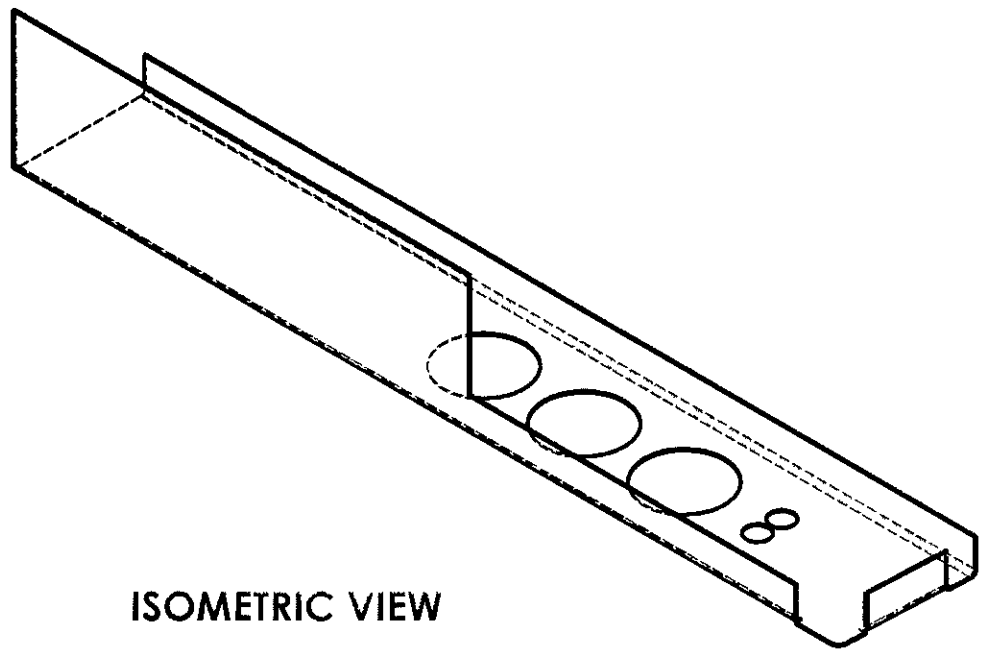
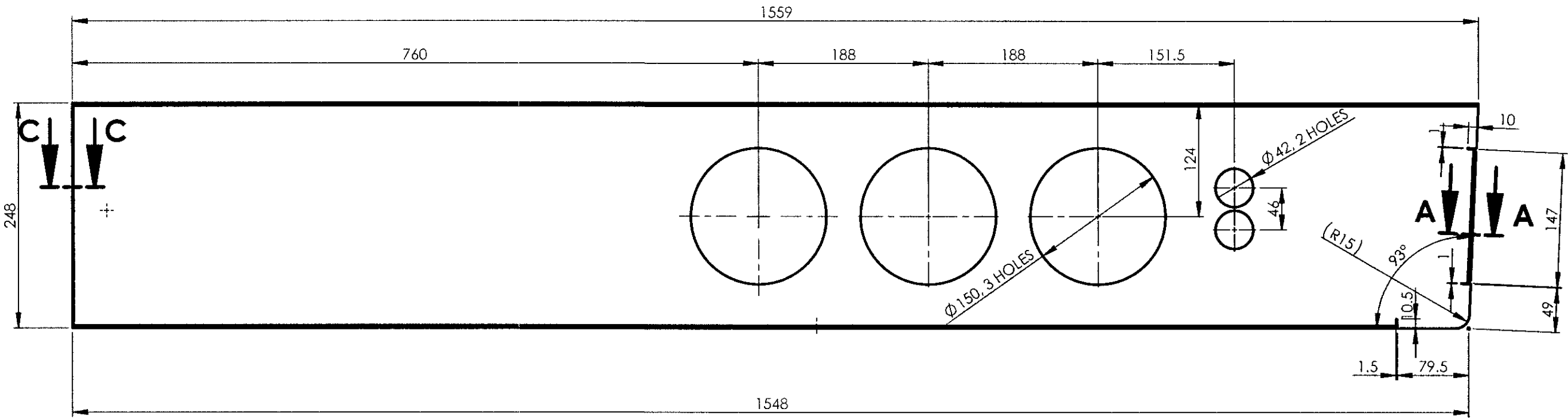
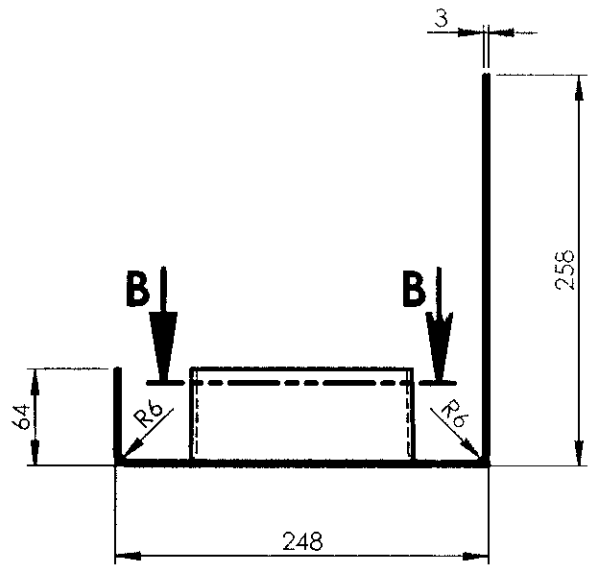
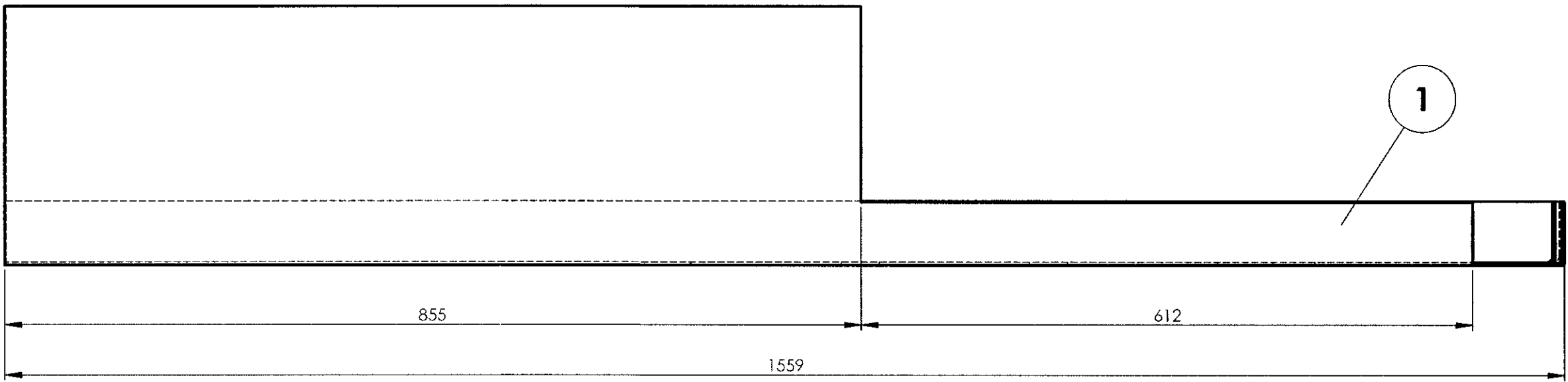
REF.DRG.NO.

DATE OF LATEST ALT	30-07-2025	AME/SME
--------------------	------------	---------

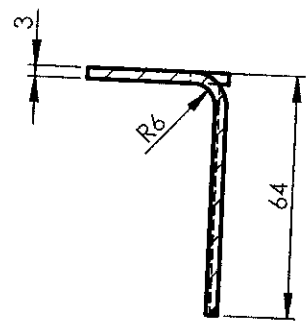
AAE15042

▽ ROUGH MACHINED	⊖1 ROUGH CLEANED
▽▽ FINISH MACHINED	⊖1a BURRS REMOVED
▽▽▽ FINE FINISH MACHINED	⊖1b CHAMFERED

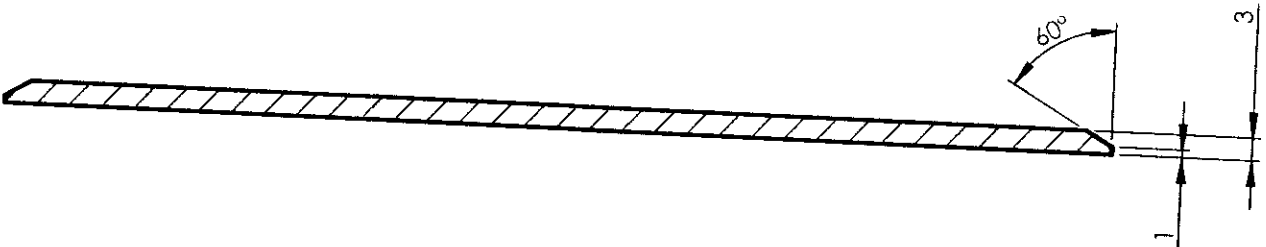
REVISIONS			
ALT.	ZONE	DESCRIPTION	APPROVED & DATE



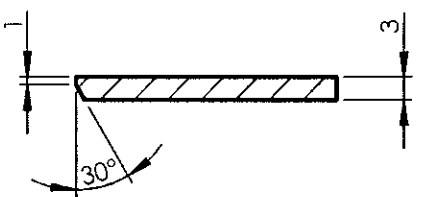
ISOMETRIC VIEW



SECTION A-A
SCALE 1 : 2



SECTION B-B
SCALE 1 : 1



SECTION C-C
SCALE 1 : 1

1	FLANGE	3 x 558 x 1414	1		RDSO/SPEC C-K201 X2CrNi12	16.262	
QTY	DESCRIPTION	DIMENSIONS	ITEM NO.	REF. DRGS	MATL.SPEC.	WT/UNIT IN KGS	REMARKS
GROUP: 1-5 End Construction				SURFACE AREA IN Sq.m.: 0.995		WT/ASSY IN Kgs:	
FLANGE					SCALE 1:5	SSE/D	R. [Signature]
						CHD	
					ALT	ALTD	
						DRN	MAHESH
INDIAN RAILWAY STANDARDS				SHEET 1 OF 1		AAE15042	
INTEGRAL COACH FACTORY, CHENNAI - 600038						A2	

ALL DIMENSIONS ARE IN mm UNLESS OTHERWISE SPECIFIED. FOR UNTOLERANCED DIMENSIONS AND ROUGHNESS VALUES, REFER DRAWING NO. ICF/STD-9-0-001. ANY MANUAL ALTERATION SHALL AUTOMATICALLY RENDER THIS DRAWING INVALID. WELDING SYMBOLS ARE AS PER IS813-1986. WEIGHT GIVEN IN DRAWING IS FOR INDICATIVE PURPOSE ONLY.

REF.DRG.NO.

DATE OF LATEST ALT.	30-07-2025	AME/SME
---------------------	------------	---------