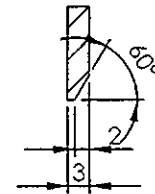
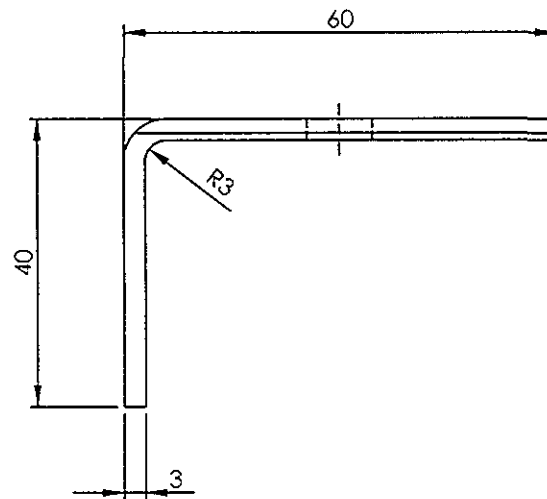


1		2		3		4		5		6		7		8		
AAA10971				▽ ROUGH MACHINED		⊙ ROUGH CLEANED		REVISIONS								
				▽ FINISH MACHINED		⊙ BURRS REMOVED		ALT.		ZONE		DESCRIPTION			APPROVED & DATE	
				▽▽ FINE FINISH MACHINED		⊙ CHAMFERED										
<div>ALL DIMENSIONS ARE IN mm UNLESS OTHERWISE SPECIFIED. FOR UNTOLERANCED DIMENSIONS AND ROUGHNESS VALUES, REFER DRAWING NO ICT/STD 9 0 001. ANY MANUAL ALTERATION SHALL AUTOMATICALLY RENDER THIS DRAWING INVALID. WELDING SYMBOLS ARE AS PER IS: 813 1986.</div> <div><div>25</div><div>25</div><div>5</div><div>1</div></div>																
1		2		3		4		5		6		7		8		
QTY.		DESCRIPTION		DIMENSIONS		ITEM NO.		REF. DRGS		MATL.SPEC.		WT/UNIT IN KGS		REMARKS		
GROUP: 1-0				SURFACE AREA IN Sq.m.:0.002						WT/ASSY IN Kgs:0.025						
FLAT										SCALE 1:1		SSE/D CHD		L.PANDURANGA RAO		
										ALT.		ALTD				
										DRN						
INDIAN RAILWAY STANDARDS										SHEET 1 OF 1		AAA10971		A3		
INTEGRAL COACH FACTORY, CHENNAI - 600038																
DATE OF LATEST ALT.		DATE OF FIRST ISSUE		AME/SME												
10-04-2013		10-04-2013		10-04-2013												

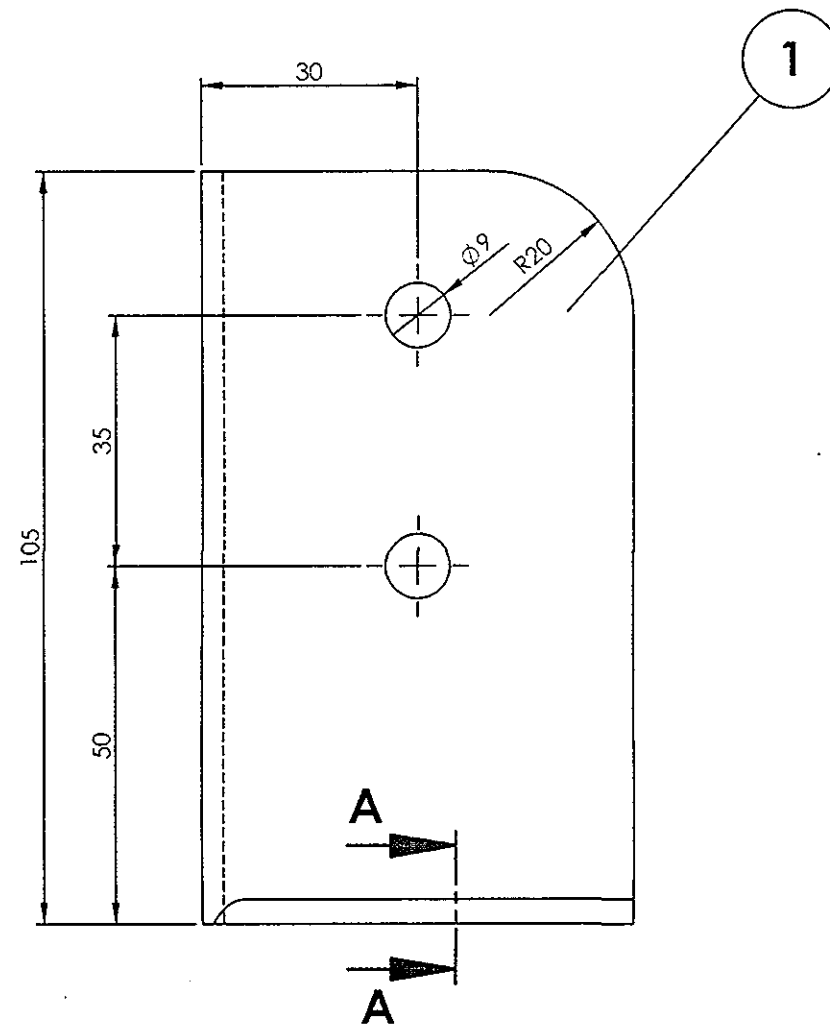
AAA10973

▽ ROUGH MACHINED	⊖ ROUGH CLEANED
▽▽ FINISH MACHINED	⊖⊖ BURRS REMOVED
▽▽▽ FINISH MACHINED	⊖⊖⊖ CHAMFERED

REVISIONS			
ALT.	ZONE	DESCRIPTION	APPROVED & DATE



SECTION A-A



1	ANGLE	3x94x105	1		RDSO/SPEC C-K201 X2CrNi12	0.233	
QTY.	DESCRIPTION	DIMENSIONS	ITEM NO.	REF. DRGS	MATL.SPEC.	WT/UNIT IN KGS	REMARKS
GROUP: 1-0		SURFACE AREA IN Sq.m.:0.021			WT/ASSY IN Kgs:0.233		
ANGLE					SCALE	SSE/D	<i>L.Panduranga Rao</i>
					1:1	CHD	
					ALT.	ALTD	
						DRN	L.PANDURANGA RAO
INDIAN RAILWAY STANDARDS INTEGRAL COACH FACTORY, CHENNAI - 600038							
					SHEET 1 OF 1		AAA10973

ALL DIMENSIONS ARE IN mm UNLESS OTHERWISE SPECIFIED. FOR UNTOLERANCED DIMENSIONS AND ROUGHNESS VALUES, REFER DRAWING NO ICT/SHD 90001.  
ANY MANUAL ALTERATION SHALL AUTOMATICALLY RENDER THIS DRAWING INVALID. WELDING SYMBOLS ARE AS PER IS: 813-1986.

REF.DRG.NO.3 10113.0.20.095.136

	10-04-2013	<i>[Signature]</i>
DATE OF LATEST ALT.	DATE OF FIRST ISSUE	AME/SME

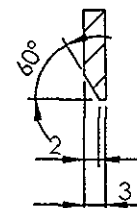
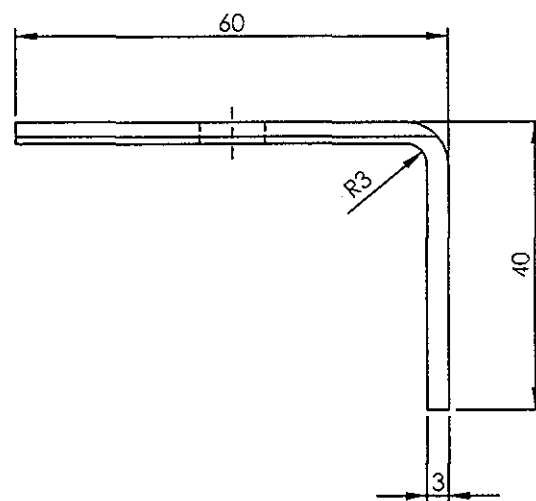
1		2		3		4		5		6		7		8																																																																													
AAA10974				▽ ROUGH MACHINED		③ ROUGH CLEANED		REVISIONS																																																																																			
				▽▽ FINISH MACHINED		④ BURRS REMOVED		ALT.		ZONE		DESCRIPTION			APPROVED & DATE																																																																												
				▽▽▽ FINE FINISH MACHINED		⑤ CHAMFERED																																																																																					
<div>ALL DIMENSIONS ARE IN mm UNLESS OTHERWISE SPECIFIED. FOR UNTOLERANCED DIMENSIONS AND ROUGHNESS VALUES, REFER DRAWING NO ICT/SID 9 0 001. ANY MANUAL ALTERATION SHALL AUTOMATICALLY RENDER THIS DRAWING INVALID. WELDING SYMBOLS ARE AS PER IS: 813:1986.</div> <div></div>																																																																																											
<table><tr><td>1</td><td>WEB</td><td>3x32x52</td><td>1</td><td></td><td>RDSO/SPEC C-K201 X2CrNi12</td><td>0.024</td><td></td></tr><tr><td>QTY.</td><td>DESCRIPTION</td><td>DIMENSIONS</td><td>ITEM NO.</td><td>REF. DRGS</td><td>MATL.SPEC.</td><td>WT/UNIT IN KGS</td><td>REMARKS</td></tr><tr><td colspan="2">GROUP: 1-0</td><td colspan="2">SURFACE AREA IN Sq.m.:0.002</td><td colspan="4">WT/ASSY IN Kgs:0.024</td></tr><tr><td colspan="5" rowspan="3">WEB</td><td>SCALE</td><td>SSE/D</td><td rowspan="2"><i>L. Panduranga Rao</i></td></tr><tr><td>1:1</td><td>CHD</td></tr><tr><td>ALT.</td><td>ALTD</td><td></td></tr><tr><td colspan="5"></td><td>DRN</td><td>L.PANDURANGA RAO</td></tr><tr><td colspan="5">INDIAN RAILWAY STANDARDS</td><td colspan="2">SHEET 1 OF 1</td><td></td></tr><tr><td colspan="5">INTEGRAL COACH FACTORY, CHENNAI - 600038</td><td colspan="2"></td><td></td></tr><tr><td colspan="2">REF.DRG.NO.4 10113.0.20.095.135</td><td>10-04-2013</td><td colspan="2"><i>(Signature)</i></td><td colspan="2">AAA10974</td><td>A3</td></tr><tr><td>DATE OF LATEST ALT.</td><td>DATE OF FIRST ISSUE</td><td colspan="2">AME/SME</td><td colspan="4"></td></tr></table>																1	WEB	3x32x52	1		RDSO/SPEC C-K201 X2CrNi12	0.024		QTY.	DESCRIPTION	DIMENSIONS	ITEM NO.	REF. DRGS	MATL.SPEC.	WT/UNIT IN KGS	REMARKS	GROUP: 1-0		SURFACE AREA IN Sq.m.:0.002		WT/ASSY IN Kgs:0.024				WEB					SCALE	SSE/D	<i>L. Panduranga Rao</i>	1:1	CHD	ALT.	ALTD							DRN	L.PANDURANGA RAO	INDIAN RAILWAY STANDARDS					SHEET 1 OF 1			INTEGRAL COACH FACTORY, CHENNAI - 600038								REF.DRG.NO.4 10113.0.20.095.135		10-04-2013	<i>(Signature)</i>		AAA10974		A3	DATE OF LATEST ALT.	DATE OF FIRST ISSUE	AME/SME					
1	WEB	3x32x52	1		RDSO/SPEC C-K201 X2CrNi12	0.024																																																																																					
QTY.	DESCRIPTION	DIMENSIONS	ITEM NO.	REF. DRGS	MATL.SPEC.	WT/UNIT IN KGS	REMARKS																																																																																				
GROUP: 1-0		SURFACE AREA IN Sq.m.:0.002		WT/ASSY IN Kgs:0.024																																																																																							
WEB					SCALE	SSE/D	<i>L. Panduranga Rao</i>																																																																																				
					1:1	CHD																																																																																					
					ALT.	ALTD																																																																																					
					DRN	L.PANDURANGA RAO																																																																																					
INDIAN RAILWAY STANDARDS					SHEET 1 OF 1																																																																																						
INTEGRAL COACH FACTORY, CHENNAI - 600038																																																																																											
REF.DRG.NO.4 10113.0.20.095.135		10-04-2013	<i>(Signature)</i>		AAA10974		A3																																																																																				
DATE OF LATEST ALT.	DATE OF FIRST ISSUE	AME/SME																																																																																									
1		2		3		4		5		6		7		8																																																																													

AAA10975

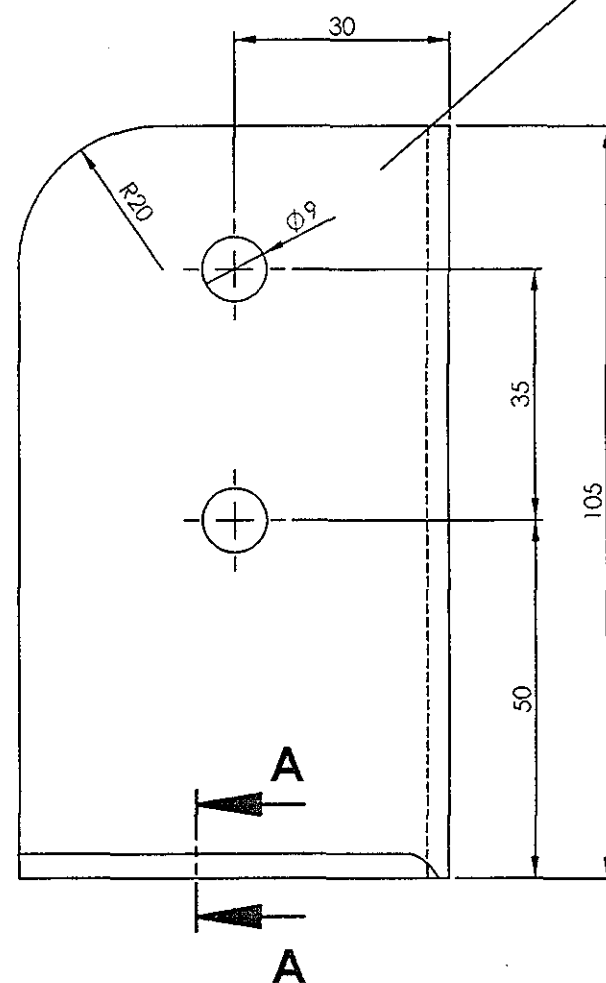
▽ ROUGH MACHINED	① ROUGH CLEANED
▽▽ FINISH MACHINED	② BURRS REMOVED
▽▽▽ FINE FINISH MACHINED	③ CHAMFERED

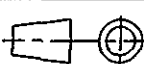
## REVISIONS

ALT.	ZONE	DESCRIPTION	APPROVED & DATE
------	------	-------------	-----------------



SECTION A-A



1	ANGLE	3x94x105	1		RDSO/SPEC C-K201 X2CrNi12	0.233	
QTY.	DESCRIPTION	DIMENSIONS	ITEM NO.	REF. DRGS	MATL.SPEC.	WT/UNIT IN KGS	REMARKS
GROUP: 1-0		SURFACE AREA IN Sq.m.:0.021			WT/ASSY IN Kgs:0.233		
ANGLE					SCALE	SSE/D	<i>Indrapada</i>
					1:1	CHD	
					ALT.	ALTD	
						DRN	L.PANDURANGA RAO
INDIAN RAILWAY STANDARDS INTEGRAL COACH FACTORY, CHENNAI - 600038				SHEET 1 OF 1			
					AAA10975		A3

ALL DIMENSIONS ARE IN mm UNLESS OTHERWISE SPECIFIED. FOR UNTOLERANCED DIMENSIONS AND ROUGHNESS VALUES, REFER DRAWING NO ICF/SID 9 0 001.  
ANY MANUAL ALTERATION SHALL AUTOMATICALLY RENDER THIS DRAWING INVALID. WELDING SYMBOLS ARE AS PER IS: 813 1986.

REF.DRG.NO.3 10113.0.20.095.134

AAA15180

▽ ROUGH MACHINED

⊙ ROUGH CLEANED

REVISIONS

▽▽ FINISH MACHINED

⊙ BURRS REMOVED

ALT.

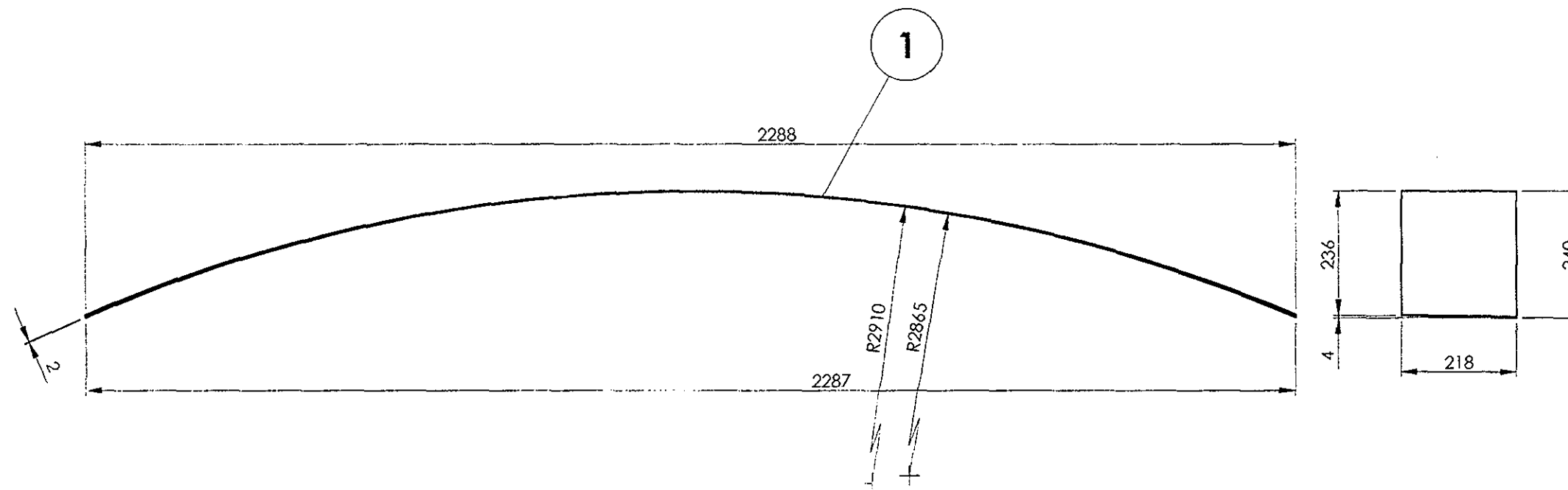
ZONE

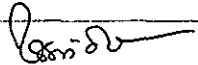
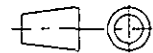
DESCRIPTION

APPROVED &  
DATE

▽▽▽ FINE FINISH MACHINED

⊙ CHAMFERED



1	COVERING SHEET	2x218x2353	1		RDSO/SPEC C-K201 X2CrNi12	8.203	
QTY	DESCRIPTION	DIMENSIONS	ITEM NO.	REF. DRGS	MATL.SPEC.	WT/UNIT IN KGS	REMARKS
GROUP: 1-5		SURFACE AREA IN Sq.m.:1035418.877			WT/ASSY IN Kgs:8.203		
COVERING SHEET					SCALE	SSE/D	
					1:20	CHD	
					ALT.	ALTD	
					DRN	D.MOSES & T J K VELU	
INDIAN RAILWAY STANDARDS INTEGRAL COACH FACTORY, CHENNAI - 600038							
					SHEET 1 OF 1		
					AAA15180		A3


ALL DIMENSIONS ARE IN mm UNLESS OTHERWISE SPECIFIED. FOR UNTOLERANCED DIMENSIONS AND ROUGHNESS VALUES, REFER DRAWING NO ICF/STD-9-0-001.  
ANY MANUAL ALTERATION SHALL AUTOMATICALLY RENDER THIS DRAWING INVALID. WELDING SYMBOLS ARE AS PER IS: 813-1986.

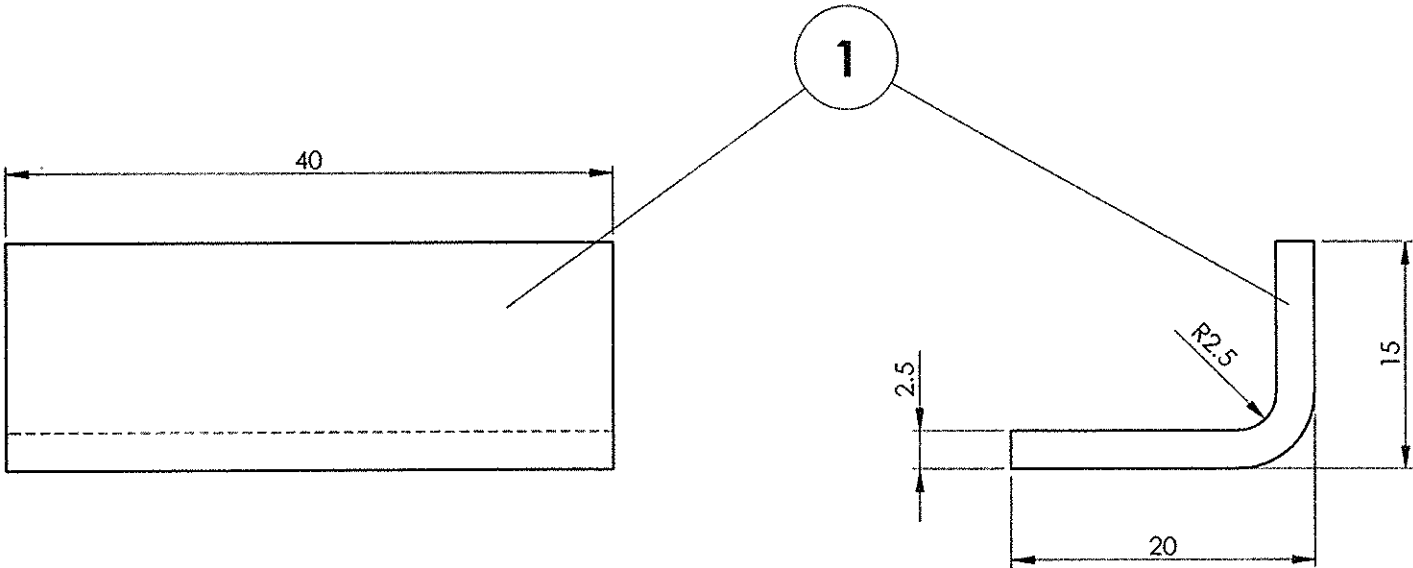
REF.DRG.NO.

	28-03-2013	
DATE OF LATEST ALT.	DATE OF FIRST ISSUE	AME/SME


AAA15193

▽ ROUGH MACHINED	⊖ ROUGH CLEANED
▽▽ FINISH MACHINED	⊖⊖ BURRS REMOVED
▽▽▽ FINE FINISH MACHINED	⊖⊖⊖ CHAMFERED

REVISIONS			
ALT.	ZONE	DESCRIPTION	APPROVED & DATE
a		R.M.SIZE ALTD. FROM 2.5x35.2x40 TO 2.5x30x40 AND MATERIAL SPEC. ALTD. FROM SS-409M TO RDSO/SPEC. C-K201 X2CrNi12	 30/5



ALL DIMENSIONS ARE IN mm UNLESS OTHERWISE SPECIFIED. FOR UNTOLERANCED DIMENSIONS REFER DRAWING NO ICF/STD-9-Q-001.  
ANY MANUAL ALTERATION SHALL AUTOMATICALLY RENDER THIS DRAWING INVALID. WELDING SYMBOLS ARE AS PER IS: 813-1986.

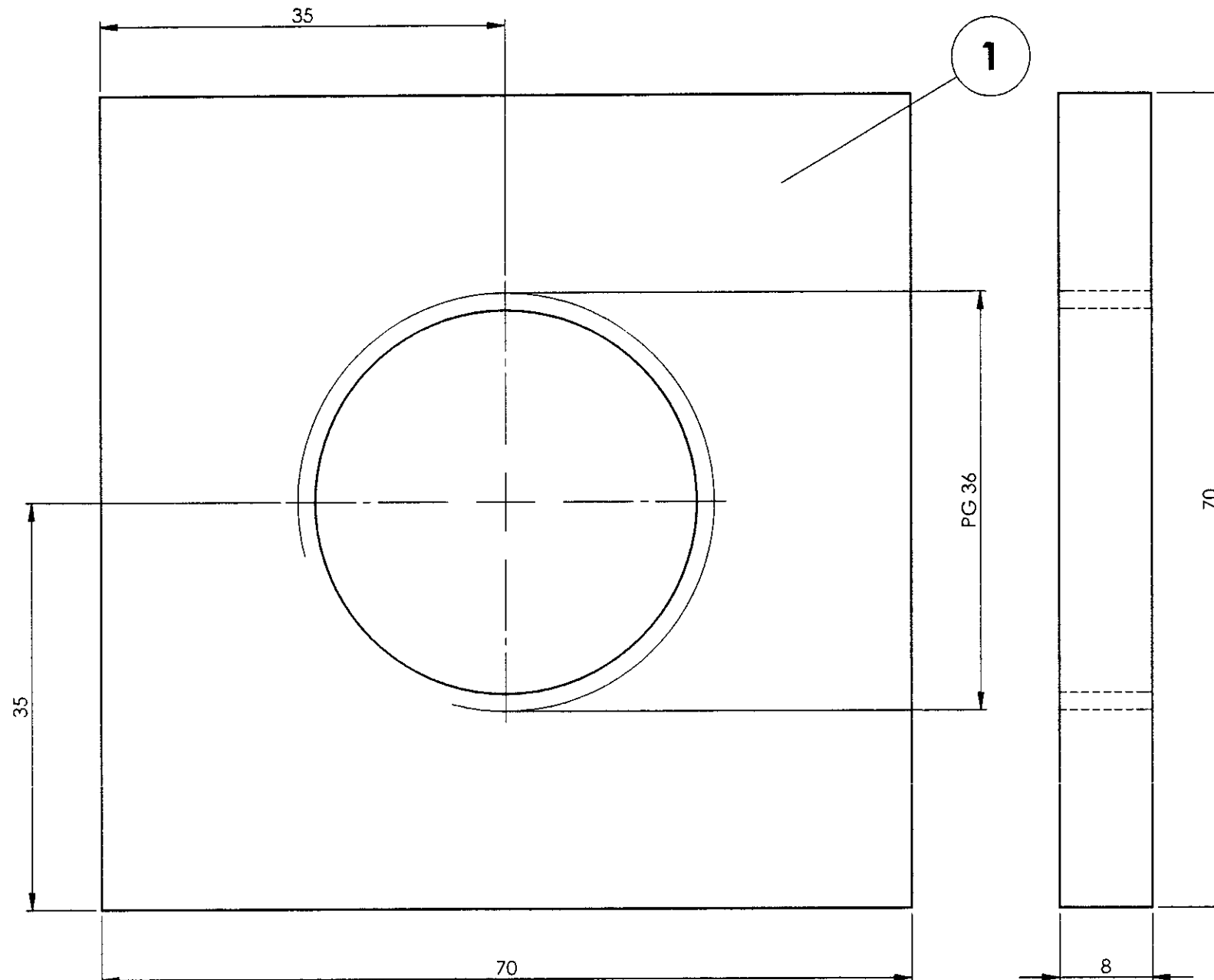
1	STOP	2.5x30x40	1		RDSO/SPEC C-K201 X2CrNi12	0.025	
QTY	DESCRIPTION	DIMENSIONS	ITEM NO.	REF. DRGS	MATL.SPEC.	WT/UNIT IN KGS	REMARKS
GROUP: 1-5		SURFACE AREA IN Sq.m.:0.003			WT/ASSY IN Kgs:0.028		
STOP					SCALE 2:1	SSE/D CHD	
					ALT. a	ALTD	
						DRN	D.MOSES & T J K VELU.
					INDIAN RAILWAY STANDARDS  INTEGRAL COACH FACTORY, CHENNAI - 600038		
					SHEET 1 OF 1	AAA15193	
							A3

AAA15203

▽ ROUGH MACHINED	① ROUGH CLEANED
▽▽ FINISH MACHINED	①b BURRS REMOVED
▽▽▽ FINE FINISH MACHINED	①B CHAMFERED

## REVISIONS

ALT.	ZONE	DESCRIPTION	APPROVED & DATE
a		MATERIAL SPEC. ALTD. FROM SS-409M TO RDSO/SPEC. C-K201 X2CrNi12	
b		TAPPED HOLE SIZE CORRECTED FROM M36X3.0 T PG 36 AND MATERIAL SPEC. REVISED FROM RDSO/SPEC.C-K201 X2 CrNi12 TO RDSO/SPEC C-K201 X5 CrNi1810	
c		NOTE 1 ADDED	✓ 04/7/23



## NOTE:

1. ALTERNATIVELY IS 6911 X04Cr19Ni9 (OR) ASTM A240 S30400 MAY BE USED IN LIEU OF RDSO/SPEC C-K201 X5Cr Ni 18 10 FOR ITEM 1.

1	PLATE	8x70x70	1		RDSO SPEC C- K201 X5 Cr Ni 18 10	0.212	
QTY	DESCRIPTION	DIMENSIONS	ITEM NO.	REF. DRGS	MATL.SPEC.	WT/UNIT IN KGS	REMARKS
GROUP: 1-5		SURFACE AREA IN Sq.m.:0.011			WT/ASSY IN Kgs:0.259		
PLATE					SCALE 2:1	SSE/D CHD	<i>L. Panduranga Rao</i>
					ALT. c	ALTD	MAHESHBABU
						DRN	D.MOSES & T J K VELU
					INDIAN RAILWAY STANDARDS  INTEGRAL COACH FACTORY, CHENNAI - 600038		
SHEET 1 OF 1		AAA15203	A3				

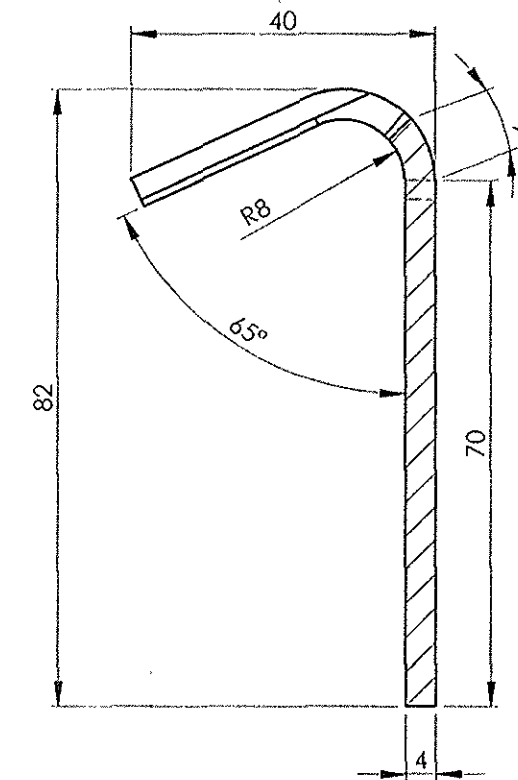
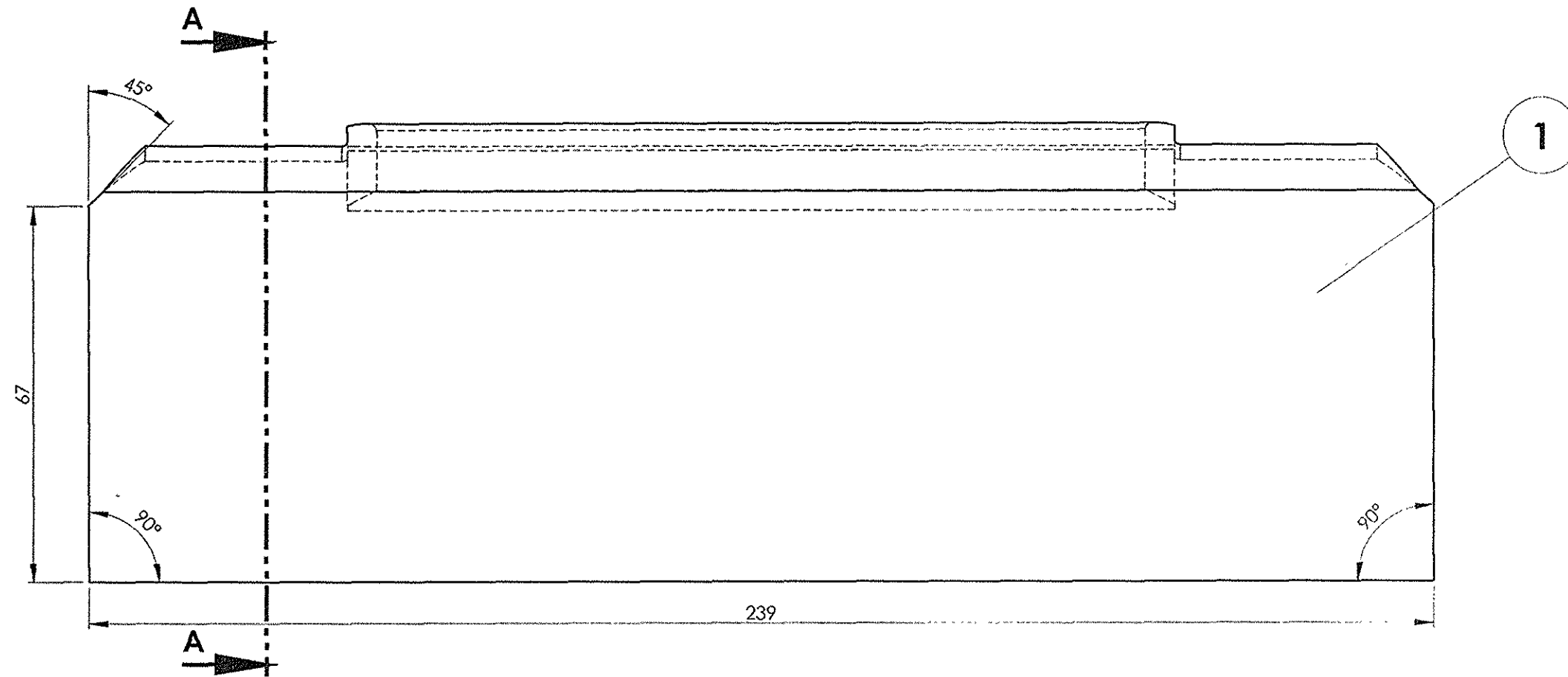
ALL DIMENSIONS ARE IN mm UNLESS OTHERWISE SPECIFIED. FOR UNTOLERANCED DIMENSIONS AND ROUGHNESS VALUES, REFER DRAWING NO ICF/STD-9-0-001 ANY MANUAL ALTERATION SHALL AUTOMATICALLY RENDER THIS DRAWING INVALID. WELDING SYMBOLS ARE AS PER IS: 813-1986.

REF.DRG.NO.

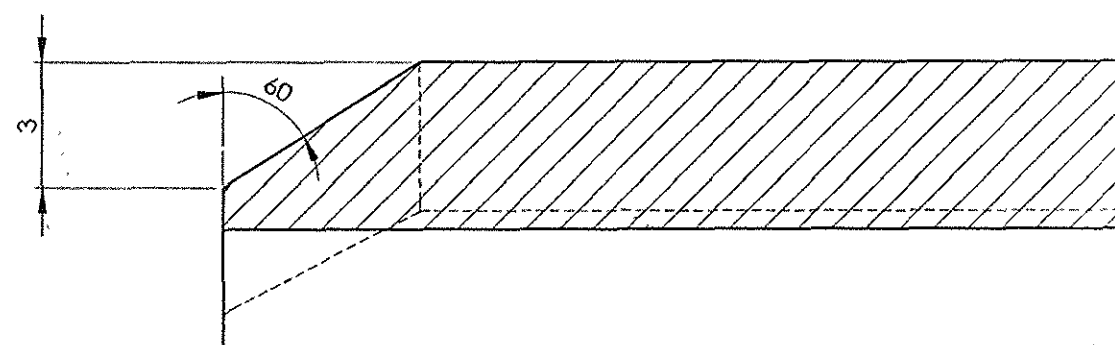
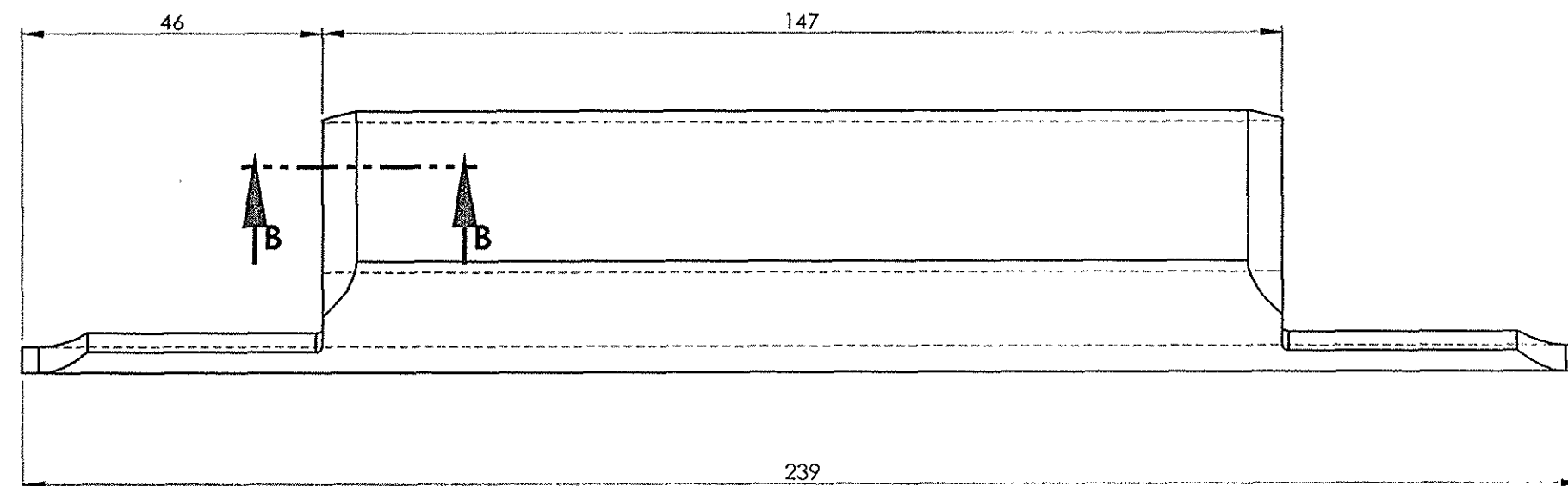
04/7/23		✓ 04/7/23
DATE OF LATEST ALT.	DATE OF FIRST ISSUE	AME/SME

AAA15205

▽ ROUGH MACHINED		① ROUGH CLEANED		REVISIONS			APPROVED & DATE
▽▽ FINISH MACHINED		② BURRS REMOVED		ALT.	ZONE	DESCRIPTION	
▽▽▽ FINE FINISH MACHINED		③ CHAMFERED		a		MATERIAL SPEC. ALTD. FROM SS-409M TO RDSO/SPEC. C-K201 X2CrNi12	



SECTION A-A



SECTION B-B  
SCALE 5 : 1

ALL DIMENSIONS ARE IN mm UNLESS OTHERWISE SPECIFIED. FOR UNTOLERANCED DIMENSIONS AND ROUGHNESS VALUES, REFER DRAWING NO ICF/STD-9-0-001. ANY MANUAL ALTERATION SHALL AUTOMATICALLY RENDER THIS DRAWING INVALID. WELDING SYMBOLS ARE AS PER IS:813-1986.

REF.DRG.NO.


-05-2013	24-12-2009	AME/SME
DATE OF LATEST ALT.	DATE OF FIRST ISSUE	

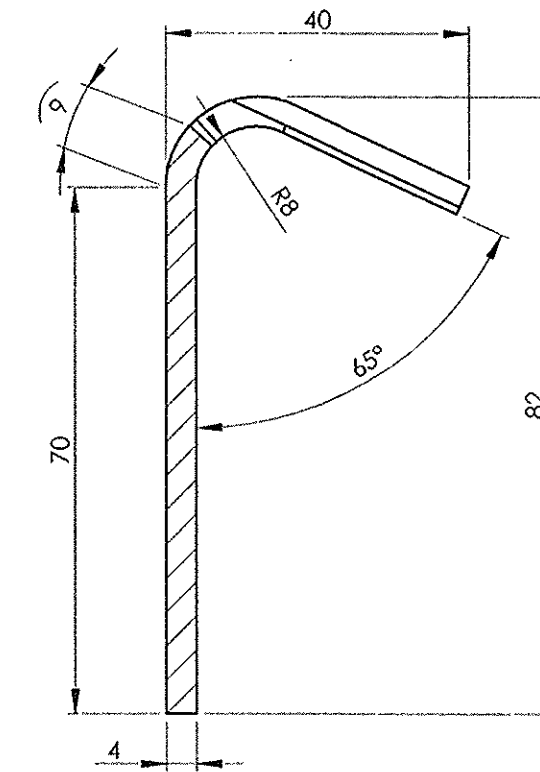
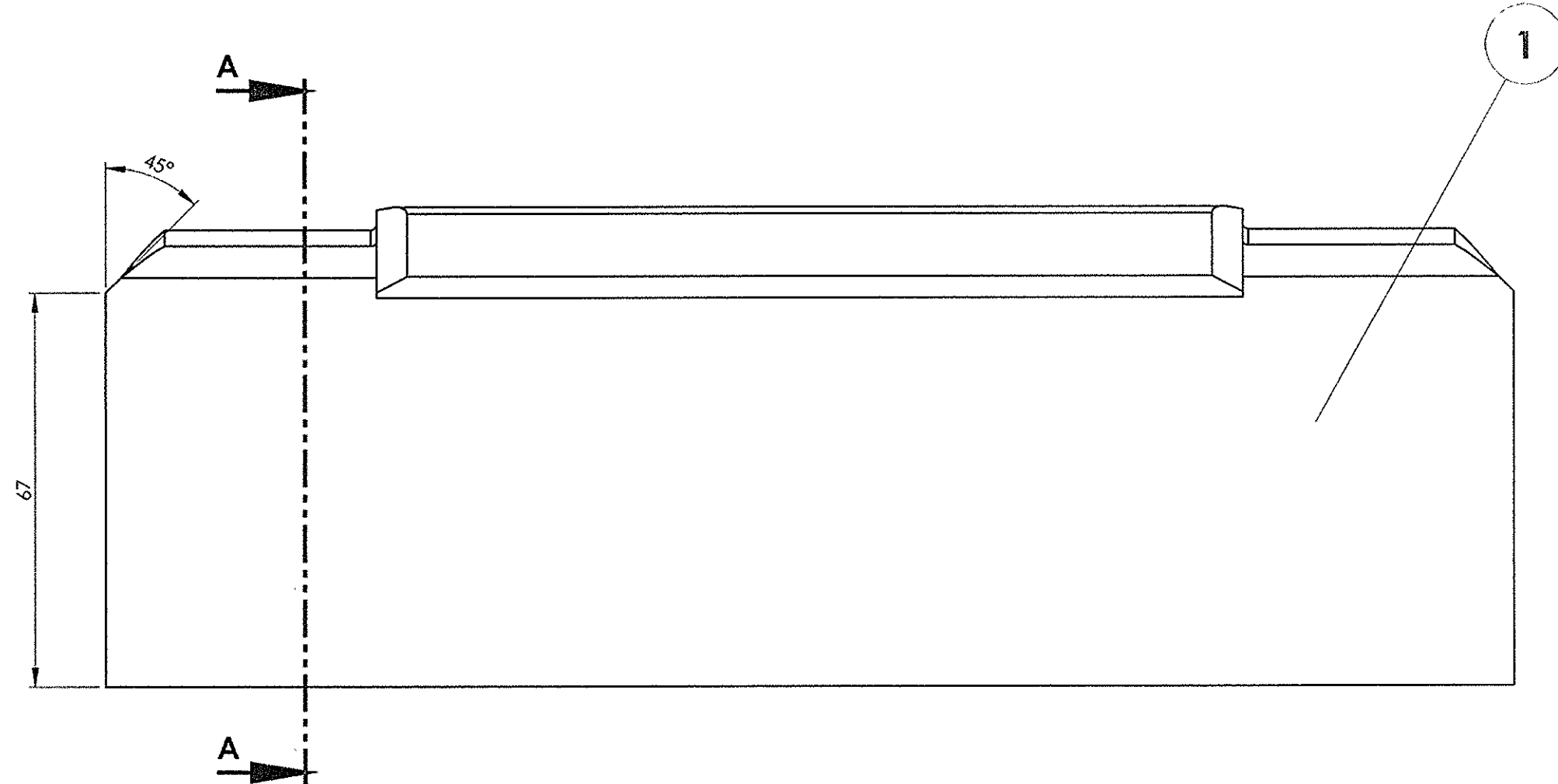
1	REINFORCEMENT	4x115.3x239	1		RDSO/SPEC C-K201 X2CrNi12	0.761	
QTY	DESCRIPTION	DIMENSIONS	ITEM NO.	REF. DRGS	MATL.SPEC.	WT/UNIT IN KGS	REMARKS
GROUP: 1-5				SURFACE AREA IN Sq.m.:0.050		WT/ASSY IN Kgs:0.761	
REINFORCEMENT					SCALE 1:1	SSE/D	
					ALT a	CHD	
						ALTD	B.SARAVANAN
INDIAN RAILWAY STANDARDS INTEGRAL COACH FACTORY, CHENNAI - 600038						DRN	D.MOSES & T J K VELU
					SHEET 1 OF 1	AAA15205 A2	



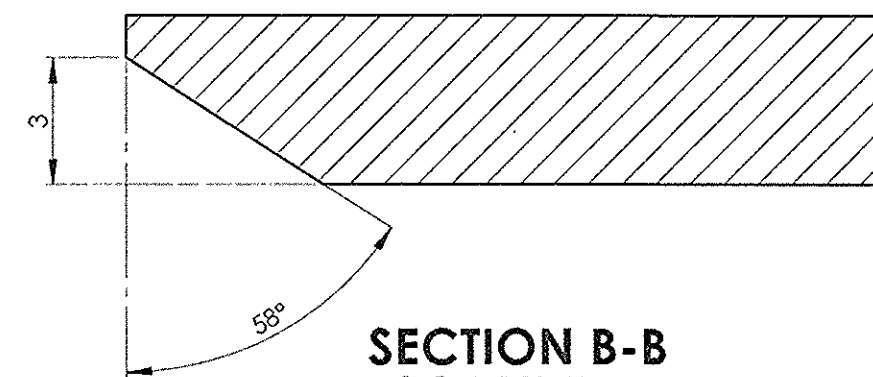
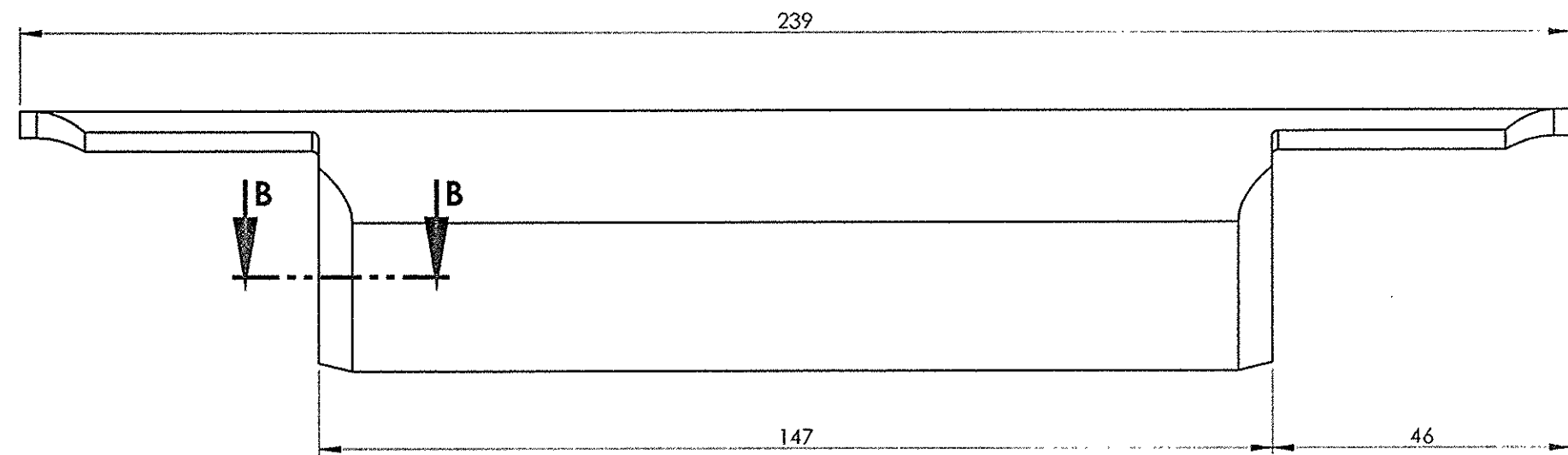
AAA15206

▽ ROUGH MACHINED	① ROUGH CLEANED
▽▽ FINISH MACHINED	② BURRS REMOVED
▽▽▽ FINE FINISH MACHINED	③ CHAMFERED

REVISIONS			
ALT.	ZONE	DESCRIPTION	APPROVED & DATE
a		MATERIAL SPEC. ALTD. FROM SS-409M TO RDSO/SPEC. C-K201 X2CrNi12	






SECTION A-A



SECTION B-B  
SCALE 5 : 1

ALL DIMENSIONS ARE IN mm UNLESS OTHERWISE SPECIFIED. FOR UNTOLERANCED DIMENSIONS AND ROUGHNESS VALUES, REFER DRAWING NO. ICF/STD-9-0-001. ANY MANUAL ALTERATION SHALL AUTOMATICALLY RENDER THIS DRAWING INVALID. WELDING SYMBOLS ARE AS PER IS:813-1986.

1	REINFORCEMENT	4x115.3x239	1		RDSO/SPEC C-K201 X2CrNi12	0.761		
QTY	DESCRIPTION	DIMENSIONS	ITEM NO.	REF. DRGS	MATL.SPEC.	WT/UNIT IN KGS	REMARKS	
GROUP: 1-5		SURFACE AREA IN Sq.m.: 0.050			WT/ASSY IN Kgs:0.761			
REINFORCEMENT					SCALE 1:1	SSE/D		
						CHD		
					ALTA	ALTD	B.SARAVANAN	
						DRN	D.MOSES	
INDIAN RAILWAY STANDARDS INTEGRAL COACH FACTORY, CHENNAI - 600038								
						SHEET 1 OF 1		
					AAA15206		A2	

-05-2013	24-12-2009	
DATE OF LATEST ALT.	DATE OF FIRST ISSUE	AME/SME

REF.DRG.NO.

AAA15208

▽ ROUGH MACHINED

▽▽ FINISH MACHINED

▽▽▽ FINE FINISH MACHINED

⊖ ROUGH CLEANED

⊖ BURRS REMOVED

⊖ CHAMFERED

## REVISIONS

ALT.

ZONE

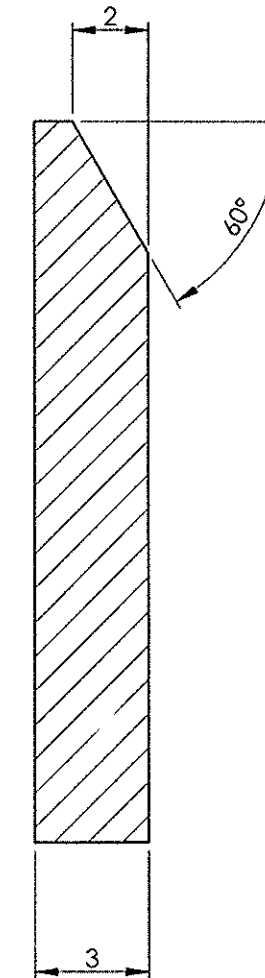
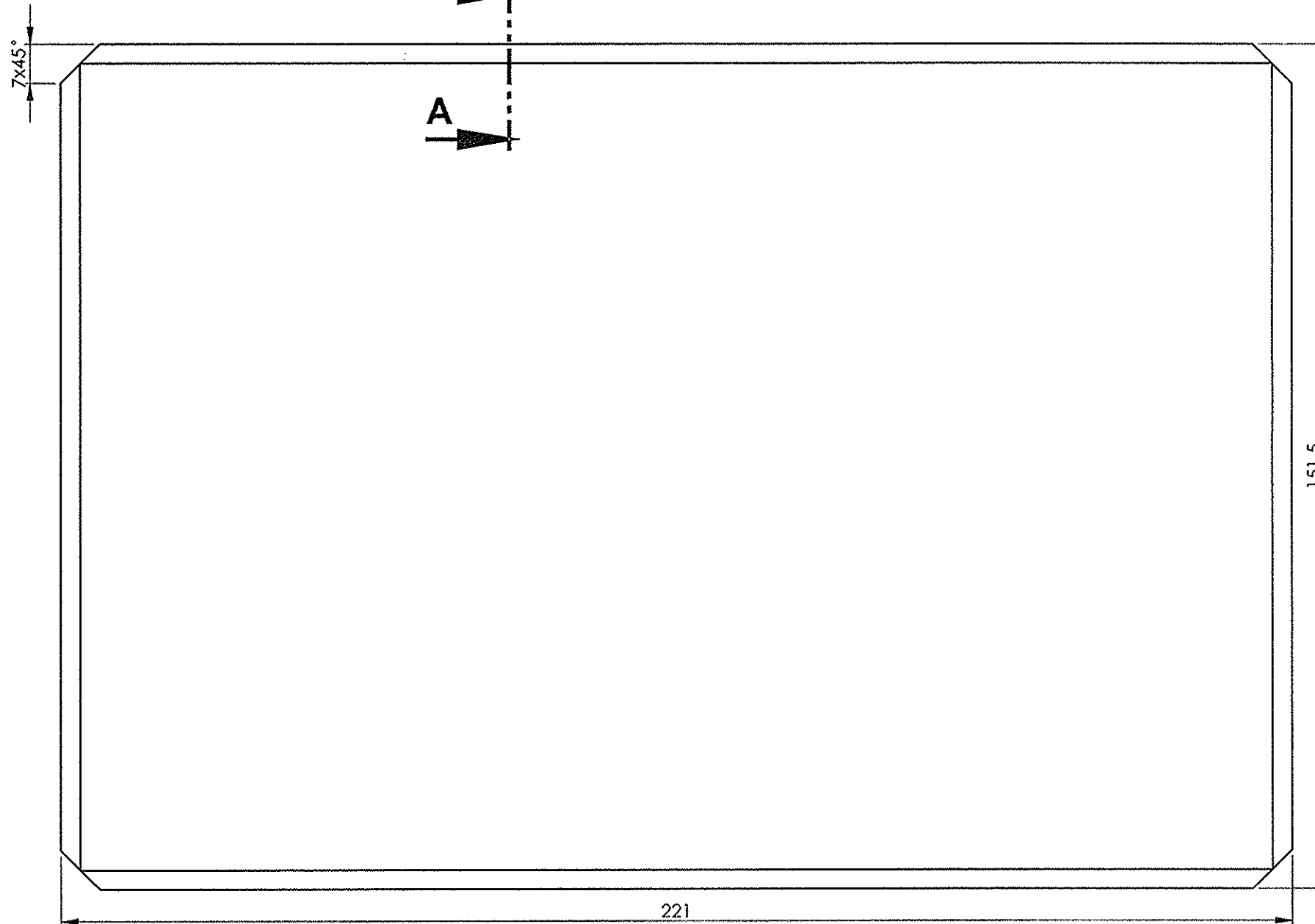
DESCRIPTION



APPROVED &  
DATE

a

MATERIAL SPEC. ALTD. FROM SS-409M TO  
RDSO/SPEC. C-K201 X2CrNi12

V. m

SECTION A-A  
SCALE 5 : 1

1	WEB	3x151.5x221	1		RDSO/SPEC C-K201 X2CrNi12	0.782	
QTY	DESCRIPTION	DIMENSIONS	ITEM NO.	REF. DRGS	MATL.SPEC.	WT/UNIT IN KGS	REMARKS
GROUP: 1-5		SURFACE AREA IN Sq.m.:0.068			WT/ASSY IN Kgs:0.782		
WEB					SCALE	SSE/D	
					1:1	CHD	
					ALT. a	ALTD	B.SARAVANAN
						DRN	D.MOSES & T J K VELU
INDIAN RAILWAY STANDARDS  INTEGRAL COACH FACTORY, CHENNAI - 600038							
					SHEET 1 OF 1	AAA15208	
							A3

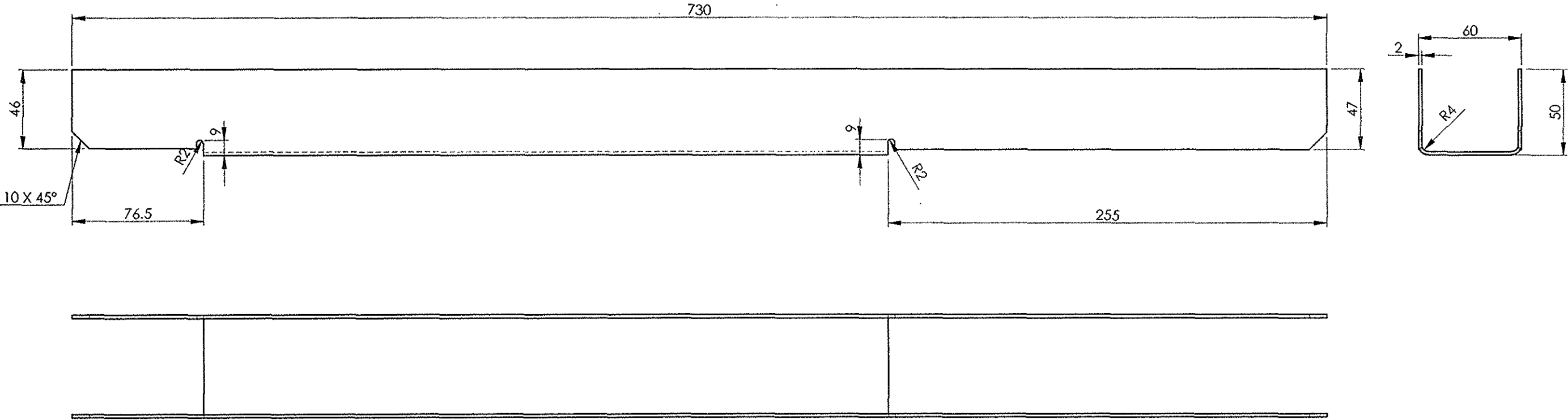
ALL DIMENSIONS ARE IN mm UNLESS OTHERWISE SPECIFIED. FOR UNTOLERANCED DIMENSIONS AND ROUGHNESS VALUES, REFER DRAWING NO ICF/STD-9-0-001.  
ANY MANUAL ALTERATION SHALL AUTOMATICALLY RENDER THIS DRAWING INVALID. WELDING SYMBOLS ARE AS PER IS: 813-1986.


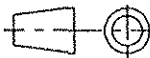
REF.DRG.NO.

AAA15210

▽ ROUGH MACHINED	⊖ ROUGH CLEANED
▽▽ FINISH MACHINED	⊖⊖ BURRS REMOVED
▽▽▽ FINE FINISH MACHINED	⊖⊖⊖ CHAMFERED

REVISIONS			
ALT.	ZONE	DESCRIPTION	APPROVED & DATE
a		DESIGN REVISED & DRAWING REDRAWN.	<i>[Signature]</i> 30/11



1	REINFORCEMENT	2x152x730	1		RDSO/SPEC C-K201 X2CrNi12	1.458	
QTY	DESCRIPTION	DIMENSIONS	ITEM NO.	REF. DRGS	MATL.SPEC.	WT/UNIT IN KGS	REMARKS
GROUP: 1-5		SURFACE AREA IN Sq.m.:0.187			WT/ASSY IN Kgs:1.458		
REINFORCEMENT					SCALE	SSE/D	
					1:5	CHD	
					ALT. a	ALTD	T.J.Kumaravelu
						DRN	D.MOSES & TJ K VELU
INDIAN RAILWAY STANDARDS INTEGRAL COACH FACTORY, CHENNAI - 600038				SHEET 1 OF 1			
					AAA15210		A3

-05-2013	26-02-2010	<i>[Signature]</i> 30/11
DATE OF LATEST ALT.	DATE OF FIRST ISSUE	AME/SME

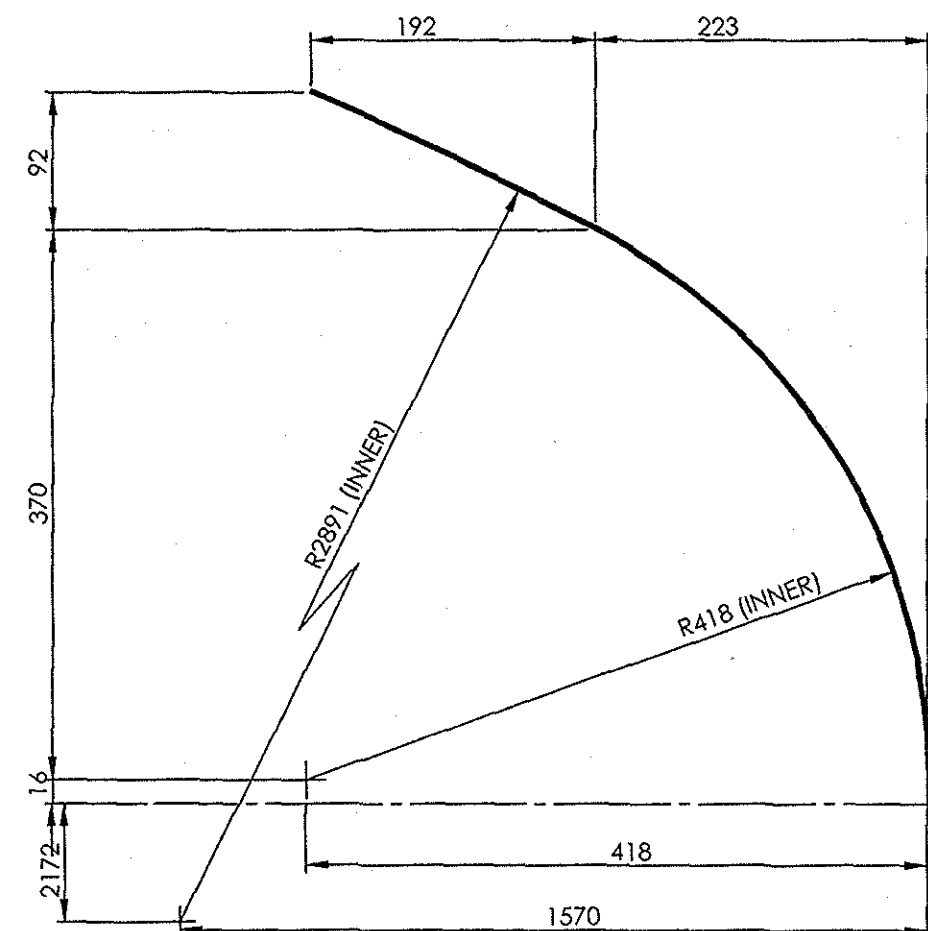
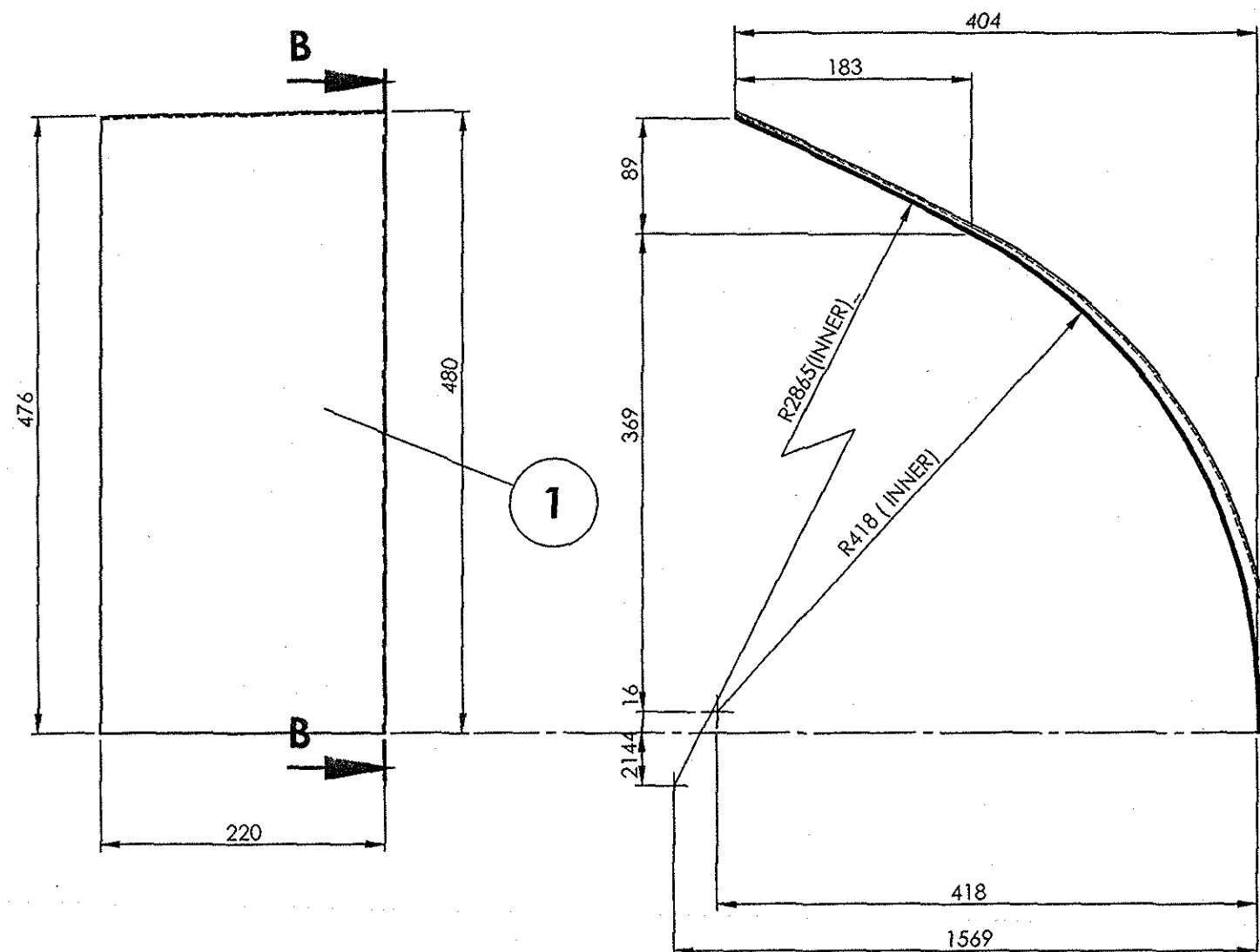
ALL DIMENSIONS ARE IN mm UNLESS OTHERWISE SPECIFIED. FOR UNTOLERANCED DIMENSIONS AND ROUGHNESS VALUES, REFER DRAWING NO ICF/STD-9-0-001. ANY MANUAL ALTERATION SHALL AUTOMATICALLY RENDER THIS DRAWING INVALID. WELDING SYMBOLS ARE AS PER IS: 813-1986.

REF.DRG.NO.


AAA15219

▽ ROUGH MACHINED	① ROUGH CLEANED
▽▽ FINISH MACHINED	①b BURRS REMOVED
▽▽▽ FINE FINISH MACHINED	⑱ CHAMFERED

REVISIONS			
ALT.	ZONE	DESCRIPTION	APPROVED & DATE
a		MATERIAL SPEC REVISED.	<i>A. (19)</i>



SECTION B-B

1	COVERING SHEET	2x220x670	1		RDSO/SPEC C- K201 X2CrNi12	2.389	
QTY	DESCRIPTION	DIMENSIONS	ITEM NO.	REF. DRGS	MATL.SPEC.	WT/UNIT IN KGS	REMARKS
GROUP: 1-5 END CONSTRUCTION		SURFACE AREA IN Sq.m.:0.296			WT/ASSY IN Kgs:2.337		
COVERING SHEET					SCALE	SSE/D	<i>h. Prasad</i>
					1:5	CHD	
					ALT. a	ALTD	TIKYA NAIK
					DRN		A.Palanichamy & T J K VELU
INDIAN RAILWAY STANDARDS  INTEGRAL COACH FACTORY, CHENNAI - 600038				SHEET 1 OF 1			
AAA15219						A3	


19-02-2016	26-02-2016	<i>A. M.</i>
DATE OF LATEST ALT.	DATE OF FIRST ISSUE	SME

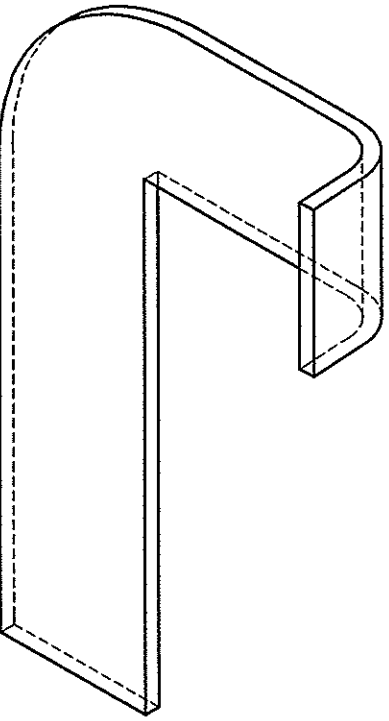
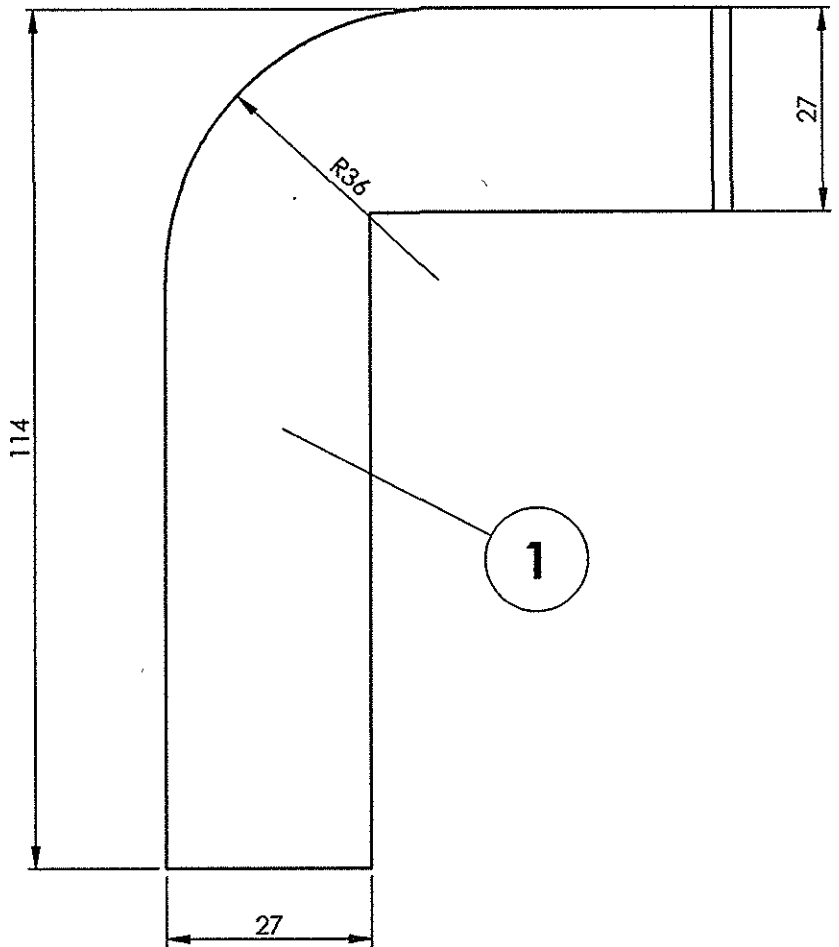
ALL DIMENSIONS ARE IN mm UNLESS OTHERWISE SPECIFIED. FOR UNTOLERANCED DIMENSIONS REFER DRAWING NO ICF/STD-9-0-001.  
ANY MANUAL ALTERATION SHALL AUTOMATICALLY RENDER THIS DRAWING INVALID. WELDING SYMBOLS ARE AS PER IS: 813-1986.

AAA15232

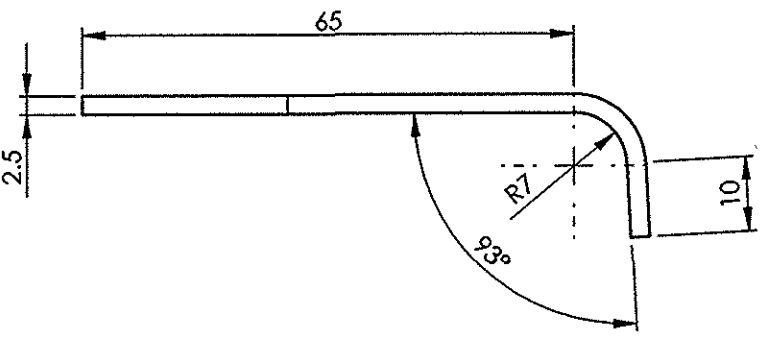
▽ ROUGH MACHINED  
▽▽ FINISH MACHINED  
▽▽▽ FINE FINISH MACHINED



① ROUGH CLEANED  
①b BURRS REMOVED  
⑱ CHAMFERED

REVISIONS				APPROVED & DATE
ALT.	ZONE	DESCRIPTION		
a		MATERIAL SPEC. ALTD. FROM SS-409M TO RDSO/SPEC. C-K201 X2CrNi12		



ISOMETRIC VIEW




1	REINFORCEMENT	2.5x87x114	1		RDSO/SPEC C-K201 X2CrNi12	0.088	
QTY	DESCRIPTION	DIMENSIONS	ITEM NO.	REF. DRGS	MATL.SPEC.	WT/UNIT IN KGS	REMARKS
GROUP: 1-5		SURFACE AREA IN Sq.m.:0.010			WT/ASSY IN Kgs:0.088		
REINFORCEMENT					SCALE	SSE/D	
					1:1	CHD	
					ALT.	ALTD	B.SARAVANAN
					a	DRN	D.MOSES & T J K VELU
INDIAN RAILWAY STANDARDS							
INTEGRAL COACH FACTORY, CHENNAI - 600038				SHEET 1 OF 1	AAA15232		A3

ALL DIMENSIONS ARE IN mm UNLESS OTHERWISE SPECIFIED. FOR UNTOLERANCED DIMENSIONS AND ROUGHNESS VALUES, REFER DRAWING NO ICF/STD-9-0-001. ANY MANUAL ALTERATION SHALL AUTOMATICALLY RENDER THIS DRAWING INVALID. WELDING SYMBOLS ARE AS PER IS: 813-1986.

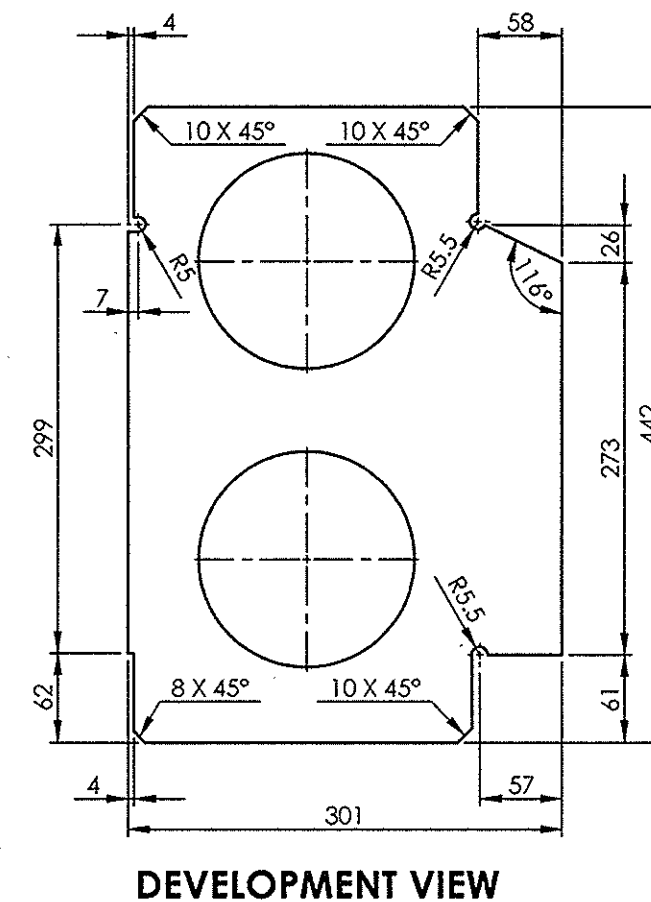
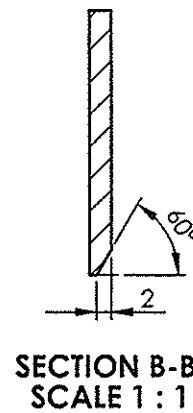
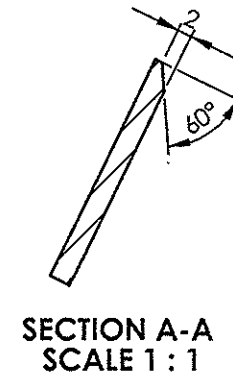
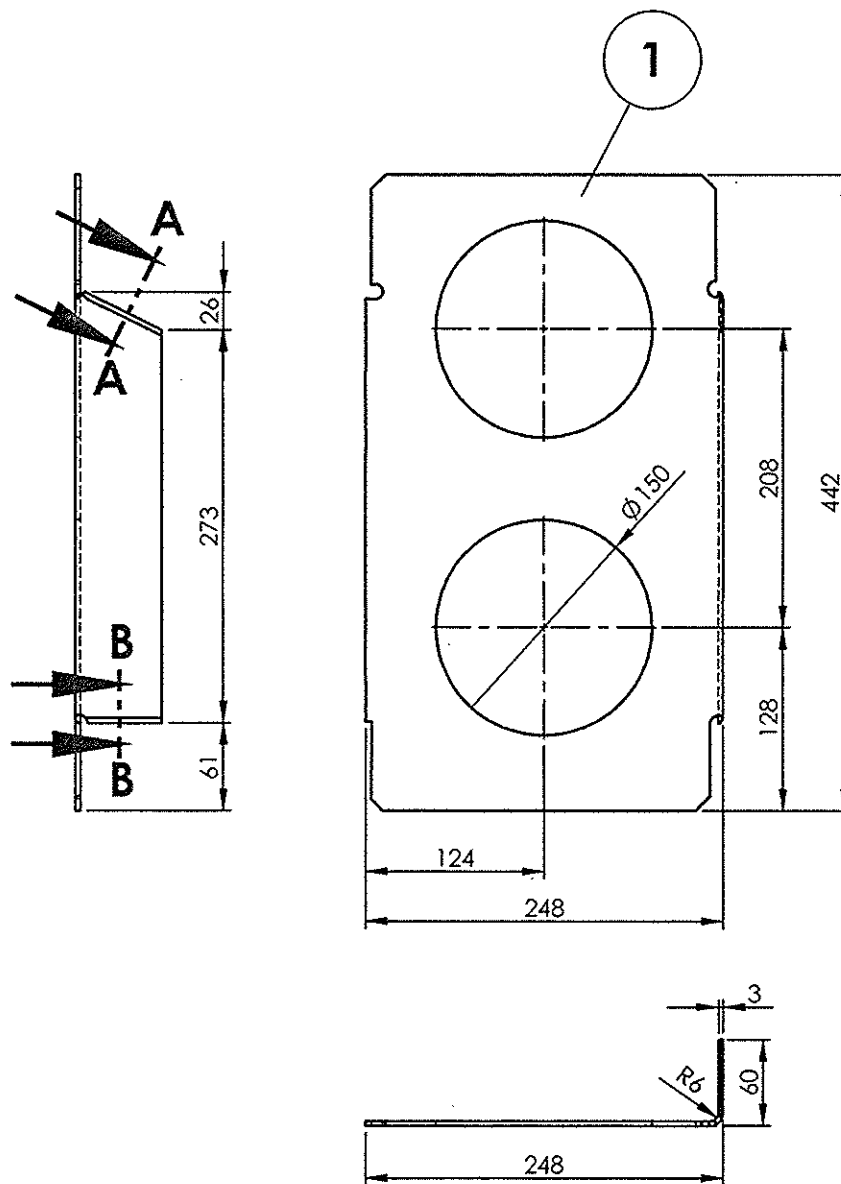
REF.DRG.NO.


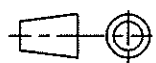
AAA15237

▽ ROUGH MACHINED	⊖ ROUGH CLEANED
▽▽ FINISH MACHINED	⊖⊖ BURRS REMOVED
▽▽▽ FINE FINISH MACHINED	⊖⊖⊖ CHAMFERED

REVISIONS			
ALT.	ZONE	DESCRIPTION	APPROVED & DATE
b		Ø 150 HOLES ADDED, DIMENSION REVISED, CHAMFERING, SECTION-AA & BB ADDED, VIEWS UPDATED.	


ALL DIMENSIONS ARE IN mm UNLESS OTHERWISE SPECIFIED. FOR UNTOLERANCED DIMENSIONS AND ROUGHNESS VALUES, REFER DRAWING NO ICF/STD-9.0.001.  
ANY MANUAL ALTERATION SHALL AUTOMATICALLY RENDER THIS DRAWING INVALID. WELDING SYMBOLS ARE AS PER IS: 813-1986.  
WEIGHT GIVEN IN DRAWING IS FOR INDICATIVE PURPOSE ONLY



1	PILLAR	3x301x442	1		RDSO/SPEC C-K201 X2CrNi12	2.101	
QTY	DESCRIPTION	DIMENSIONS	ITEM NO.	REF. DRGS	MATL.SPEC.	WT/UNIT IN KGS	REMARKS
GROUP: 1-5		SURFACE AREA IN Sq.m.:0.182			WT/ASSY IN Kgs:		
PILLAR					SCALE	SSE/D	
					1:5	CHD	
					ALT. b	ALTD	R.Vijay Rathinam
						DRN	D.MOSES & T J K VELU
INDIAN RAILWAY STANDARDS							
INTEGRAL COACH FACTORY, CHENNAI - 600038				SHEET 1 OF 1	AAA15237		
					A3		

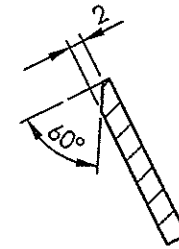
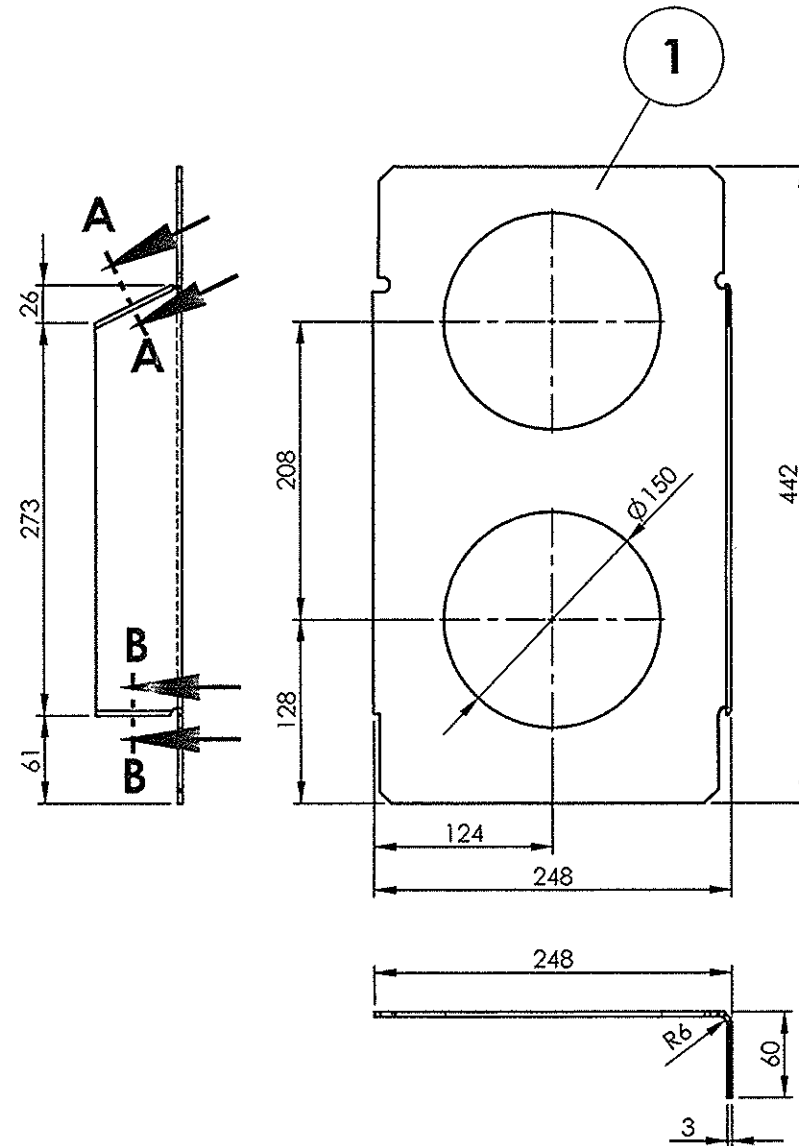
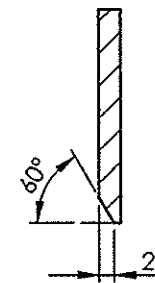
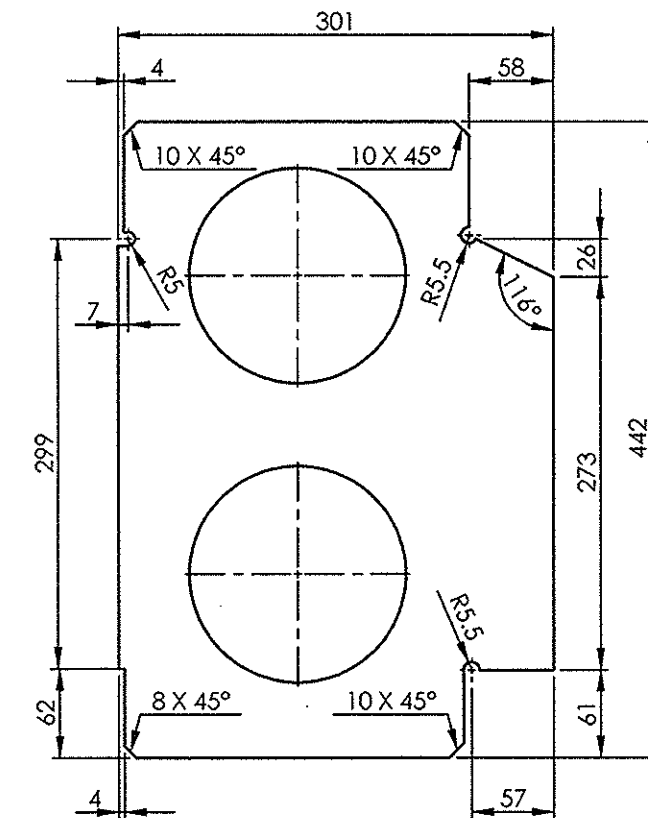
AAA15238

▽ ROUGH MACHINED	① ROUGH CLEANED
▽▽ FINISH MACHINED	② BURRS REMOVED
▽▽▽ FINE FINISH MACHINED	③ CHAMFERED


REVISIONS			
ALT.	ZONE	DESCRIPTION	APPROVED & DATE
b		Ø 150 HOLES ADDED, DIMENSION REVISED, CHAMFERING, SECTION-AA & BB ADDED, VIEWS UPDATED.	

ALL DIMENSIONS ARE IN mm UNLESS OTHERWISE SPECIFIED. FOR UNTOLERANCED DIMENSIONS AND ROUGHNESS VALUES, REFER DRAWING NO IC/STD-9-0-001.  
ANY MANUAL ALTERATION SHALL AUTOMATICALLY RENDER THIS DRAWING INVALID. WELDING SYMBOLS ARE AS PER IS: 813-1986.  
WEIGHT GIVEN IN DRAWING IS FOR INDICATIVE PURPOSE ONLY

REF.DRG.NO.2 10113.0.20.120.110

SECTION A-A  
SCALE 1:1SECTION B-B  
SCALE 1:1


DEVELOPMENT VIEW

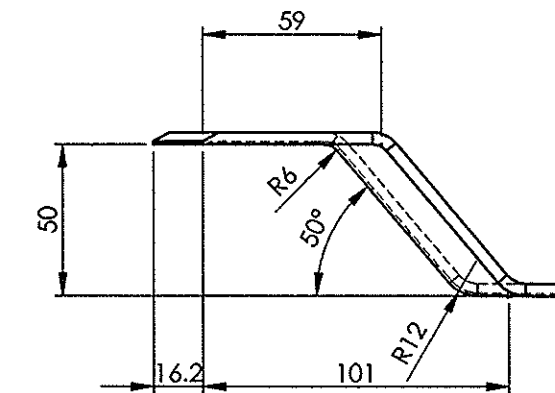
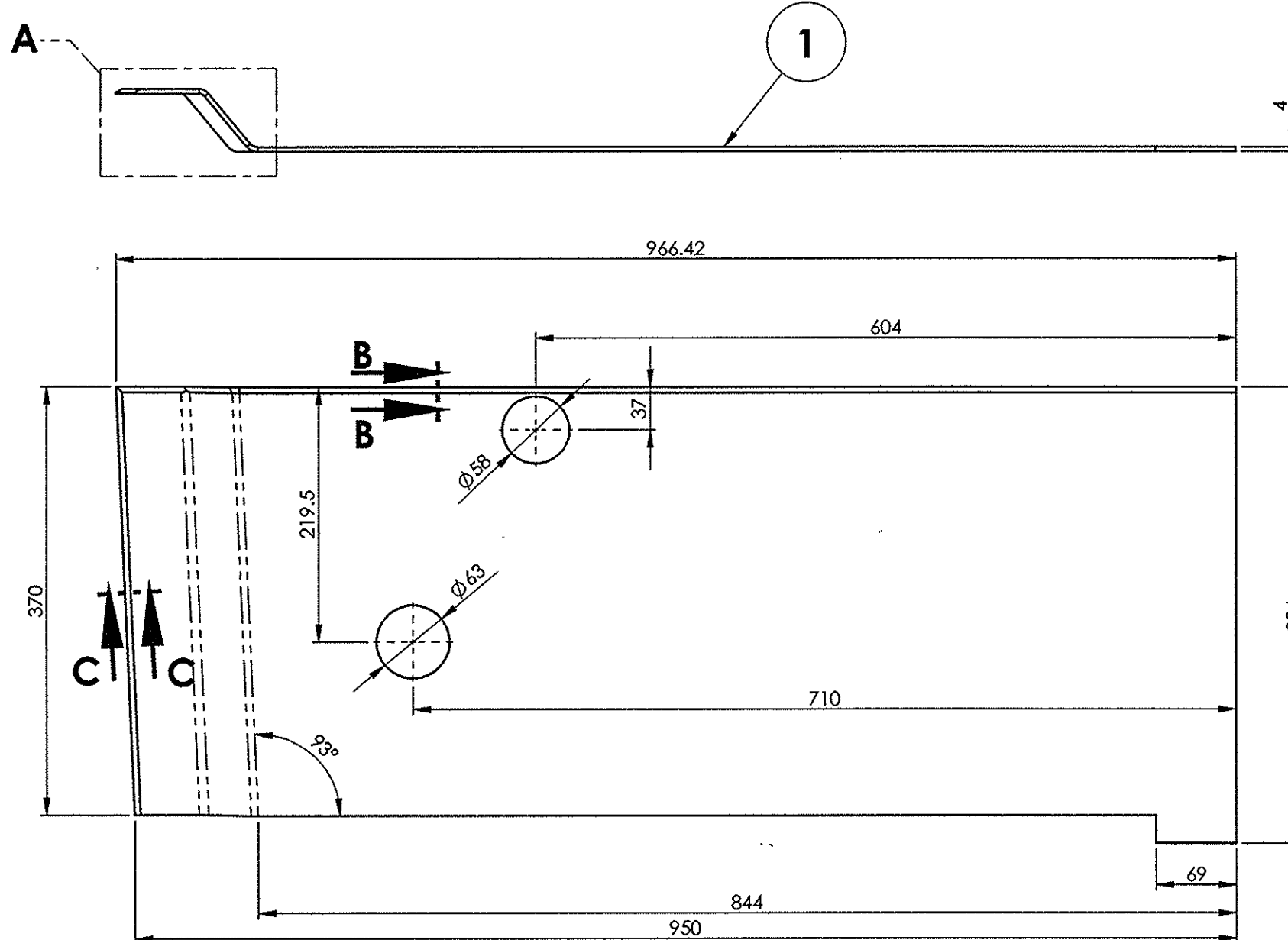
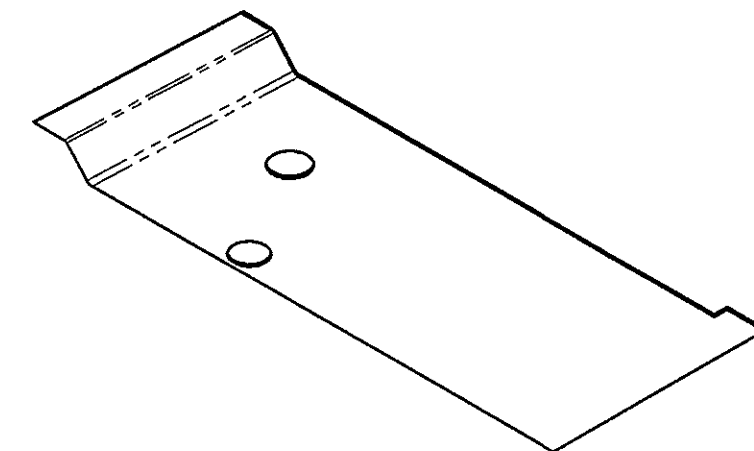
1	PILLAR	3x301x442	1		RDSO/SPEC C-K201 X2CrNi12	2.101	
QTY	DESCRIPTION	DIMENSIONS	ITEM NO.	REF. DRGS	MATL.SPEC.	WT/UNIT IN KGS	REMARKS
GROUP: 1-5		SURFACE AREA IN Sq.m.:0.182			WT/ASSY IN Kgs:		
PILLAR					SCALE	SSE/D	
					1:5	CHD	
					ALT. b	ALTD	R.Vijay Rathinam
						DRN	D.MOSES & T J K VELU
					INDIAN RAILWAY STANDARDS		
SHEET							
1 OF 1	AAA15238	A3					
INTEGRAL COACH FACTORY, CHENNAI - 600038							

AAA15244

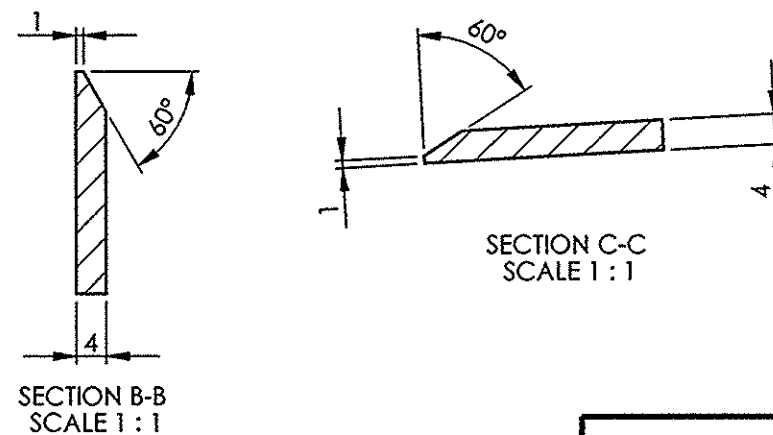
▽ ROUGH MACHINED	① ROUGH CLEANED
▽▽ FINISH MACHINED	①b BURRS REMOVED
▽▽▽ FINE FINISH MACHINED	⑱ CHAMFERED

## REVISIONS

ALT.	ZONE	DESCRIPTION	APPROVED & DATE
a		MATERIAL SPEC. ALTD. FROM SS-409M TO RDSO/SPEC. C-K201 X2CrNi12	

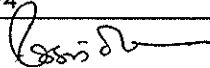

DETAIL A  
SCALE 2 : 5

ISOMETRIC VIEW

SECTION C-C  
SCALE 1 : 1SECTION B-B  
SCALE 1 : 1

REF.DRG.NO.

30-03622013	26-02-2010	
DATE OF LATEST ALT.	DATE OF FIRST ISSUE	AME/SME


1	FLANGE R.H	4x394x988	1		RDSO/SPEC C-K201 X2CrNi12	11.394	
QTY	DESCRIPTION	DIMENSIONS	ITEM NO.	REF. DRGS	MATL.SPEC.	WT/UNIT IN KGS	REMARKS
GROUP: 1-5 END CONSTRUCTION		SURFACE AREA IN Sq.m.:0.727			WT/ASSY IN Kgs:11.394		
FLANGE R.H					SCALE	SSE/D	
					1:5	CHD	
					ALT.	ALTD	B.SARAVANAN
					a	DRN	A.Palanichamy & T J K VELU
INDIAN RAILWAY STANDARDS							
INTEGRAL COACH FACTORY, CHENNAI - 600038				SHEET 1 OF 1		AAA15244	
						A3	

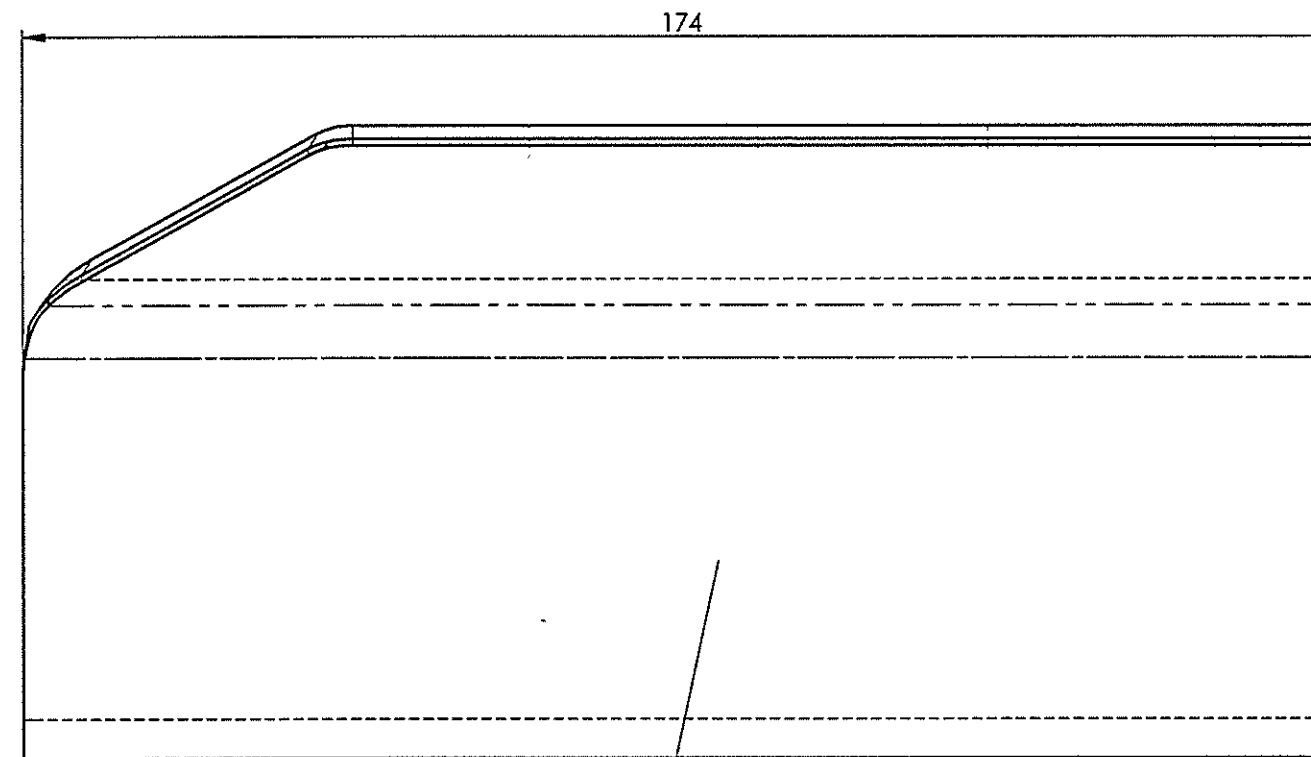
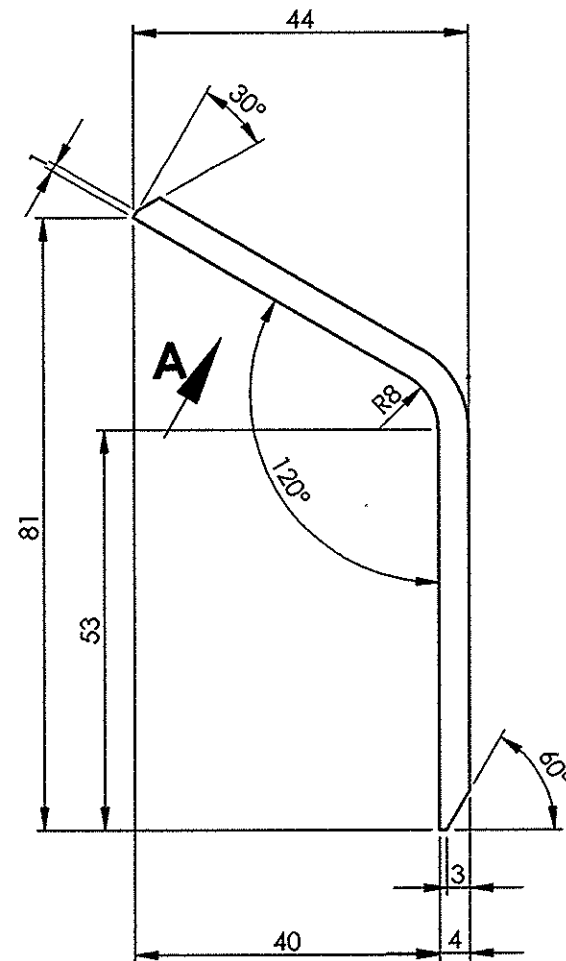


AAA15247

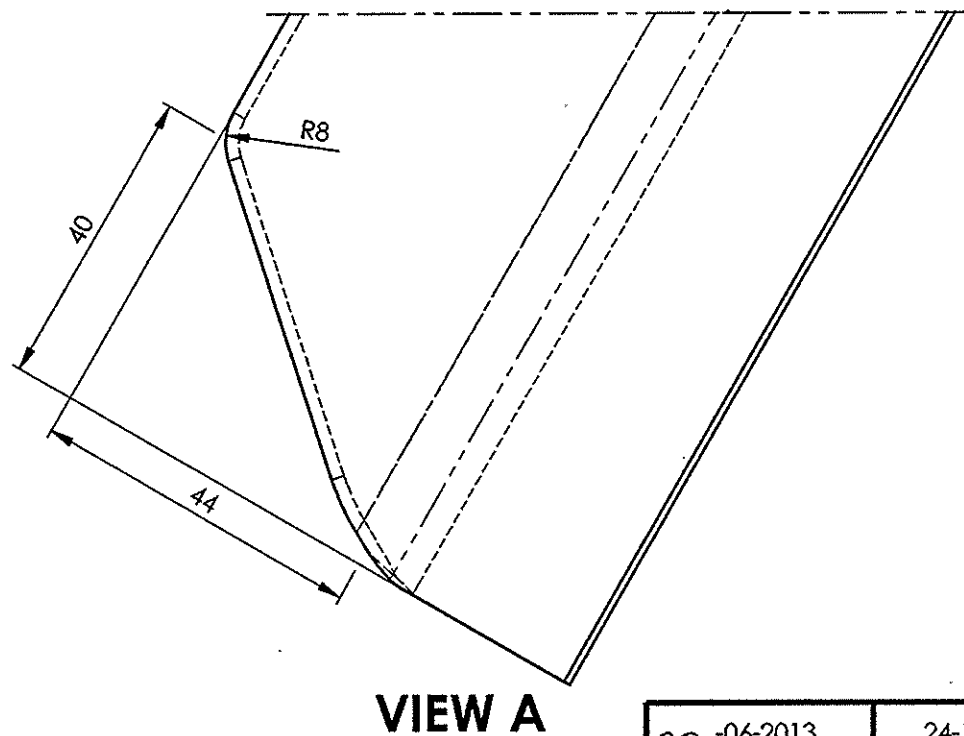
▽ ROUGH MACHINED	① ROUGH CLEANED
▽▽ FINISH MACHINED	①b BURRS REMOVED
▽▽▽ FINE FINISH MACHINED	⑱ CHAMFERED

## REVISIONS


ALT.	ZONE	DESCRIPTION	APPROVED & DATE
a		MATERIAL SPEC. ALTD FROM SS-409M TO RDSO/SPEC. C-K201 X2CrNi12	


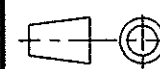


1



VIEW A

30-06-2013	24-12-2009	
DATE OF LATEST ALT.	DATE OF FIRST ISSUE	SME/AME

1	COVERING SHEET	4x105x174	1		RDSO/SPEC C-K201 X2CrNi12	0.542	
QTY	DESCRIPTION	DIMENSIONS	ITEM NO.	REF. DRGS	MATL.SPEC.	WT/UNIT IN KGS	REMARKS
GROUP: 1-5 END CONSTRUCTION				SURFACE AREA IN Sq.m.:0.036		WT/ASSY IN Kgs:0.545	
COVERING SHEET					SCALE 1:1	SSE/D CHD	
					ALT. a	ALTD DRN	B.SARAVANAN A.Palanichamy & T J K VELU
							
INDIAN RAILWAY STANDARDS				SHEET 1 OF 1		AAA15247	
INTEGRAL COACH FACTORY, CHENNAI - 600038						A3	

AAA15248

▽ ROUGH MACHINED

▽▽ FINISH MACHINED

▽▽▽ FINE FINISH MACHINED

① ROUGH CLEANED

② BURRS REMOVED

③ CHAMFERED

## REVISIONS

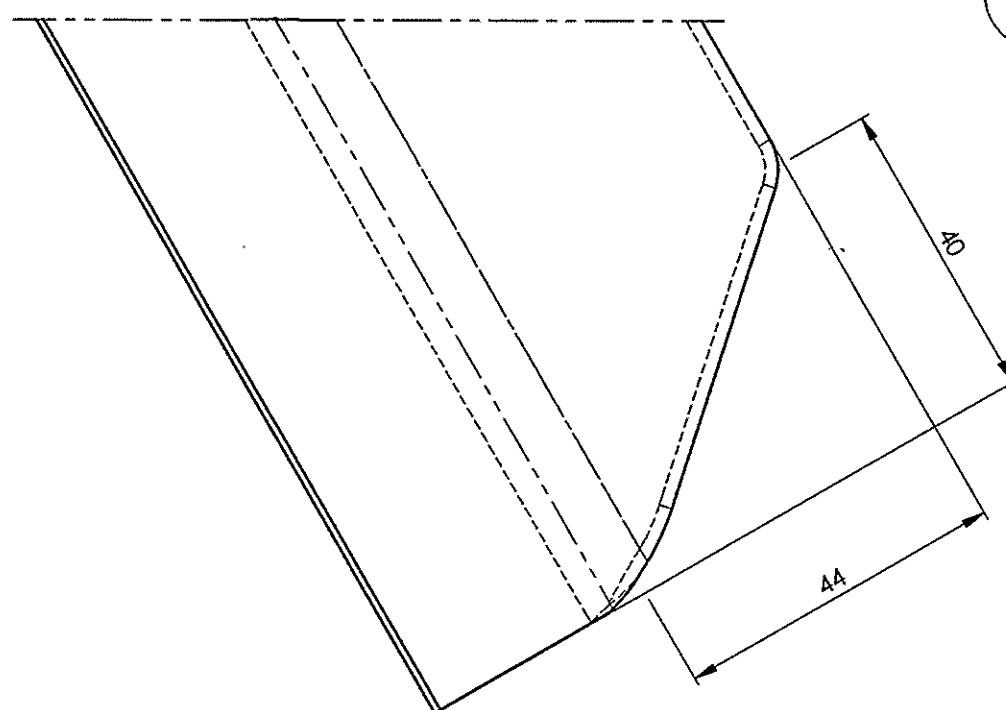
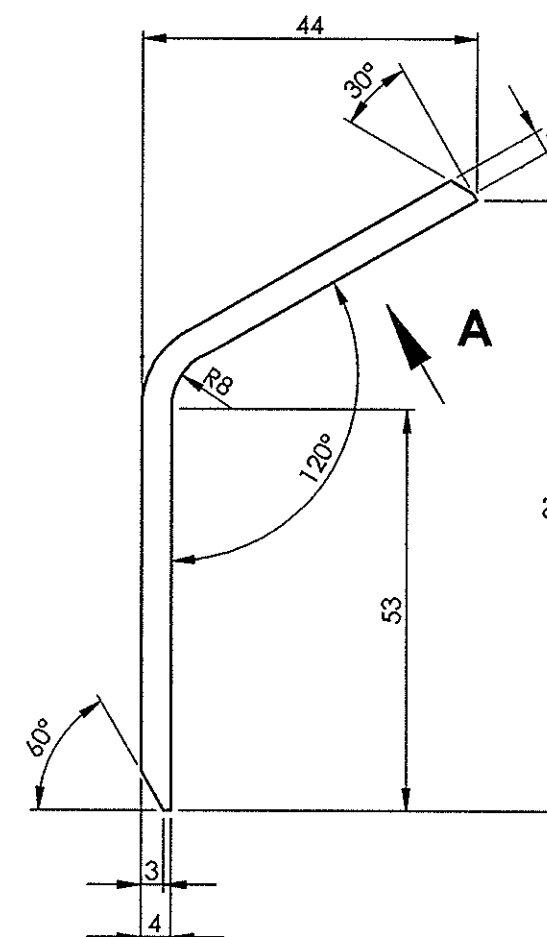
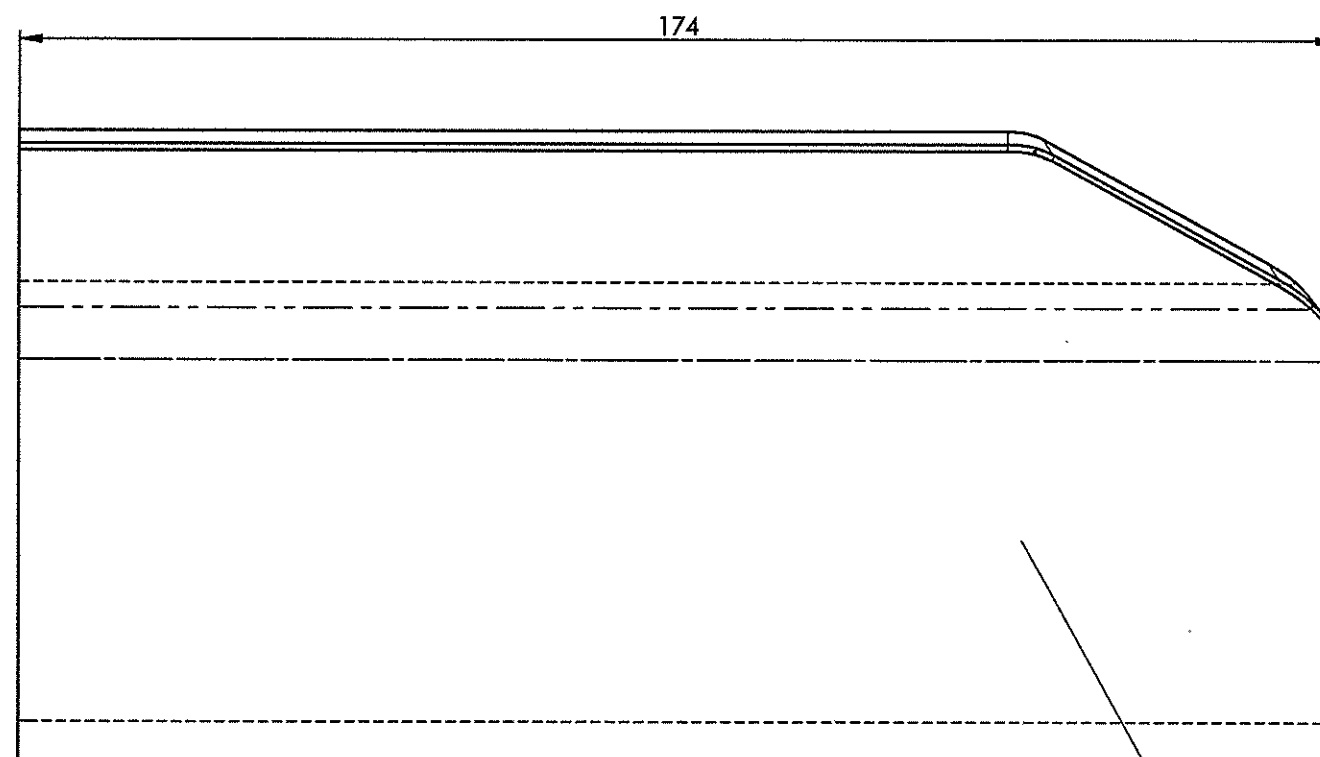
ALT.

ZONE

DESCRIPTION

APPROVED &  
DATE

a

MATERIAL SPEC. ALTD. FROM SS-409M TO  
RDSO/SPEC. C-K201 X2CrNi12

VIEW A

30-06-2013

24-12-2009

DATE OF LATEST ALT.

DATE OF FIRST ISSUE

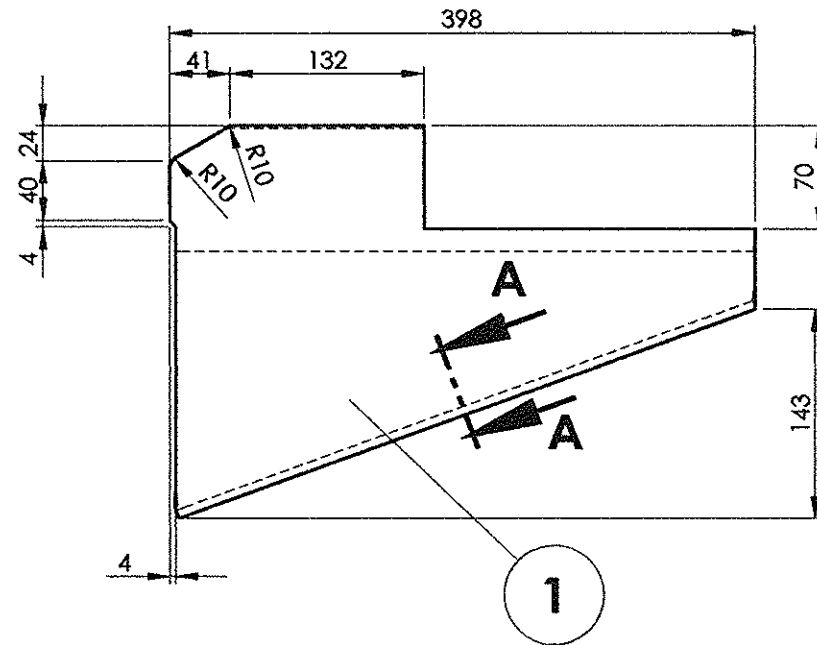
SME/AME

1	COVERING SHEET	4x105x174	1		RDSO/SPEC C-K201 X2CrNi12	0.542	
QTY	DESCRIPTION	DIMENSIONS	ITEM NO.	REF. DRGS	MATL.SPEC.	WT/UNIT IN KGS	REMARKS
GROUP: 1-5 END CONSTRUCTION				SURFACE AREA IN Sq.m.:0.036		WT/ASSY IN Kgs:0.545	
COVERING SHEET					SCALE	SSE/D	B.SARAVANAN
					1:1	CHD	
INDIAN RAILWAY STANDARDS					ALT.	ALTD	A.Palanichamy & T J K VELU
					a	DRN	
INTEGRAL COACH FACTORY, CHENNAI - 600038					SHEET 1 OF 1		
					AAA15248		A3

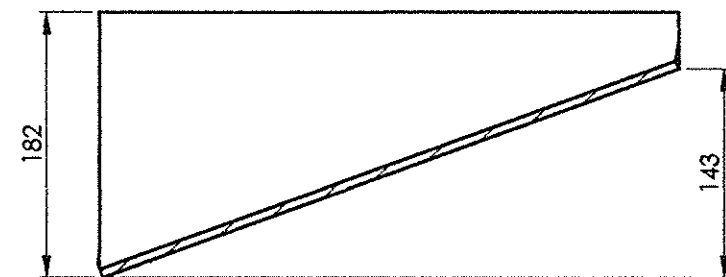

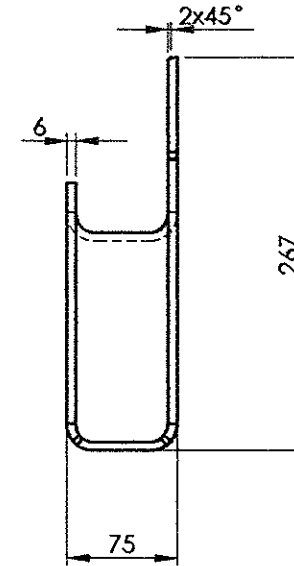
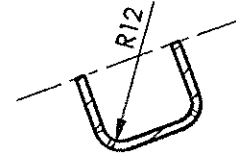
AAA15249

▽ ROUGH MACHINED	① ROUGH CLEANED
▽▽ FINISH MACHINED	①b BURRS REMOVED
▽▽▽ FINE FINISH MACHINED	⑱ CHAMFERED



REVISIONS			
ALT.	ZONE	DESCRIPTION	APPROVED & DATE



SECTION A-A



SECTION C-C

1	CONSOLE	6x440x451	1		IRS M-41-1997	5.916	
QTY	DESCRIPTION	DIMENSIONS	ITEM NO.	REF. DRGS	MATL.SPEC.	WT/UNIT IN KGS	REMARKS
GROUP: 1-5 END CONSTRUCTION		SURFACE AREA IN Sq.m.:0.261			WT/ASSY IN Kgs:5.939		
CONSOLE					SCALE	SSE/D	
					1:5	CHD	
					ALT.	ALTD	
						DRN	A.Palanichamy & T J K VELU
INDIAN RAILWAY STANDARDS				SHEET 1 OF 1			
INTEGRAL COACH FACTORY, CHENNAI - 600088					AAA15249		A3

AAA15250

▽ ROUGH MACHINED  
▽▽ FINISH MACHINED  
▽▽▽ FINE FINISH MACHINED

① ROUGH CLEANED  
①b BURRS REMOVED  
⑱ CHAMFERED

## REVISIONS

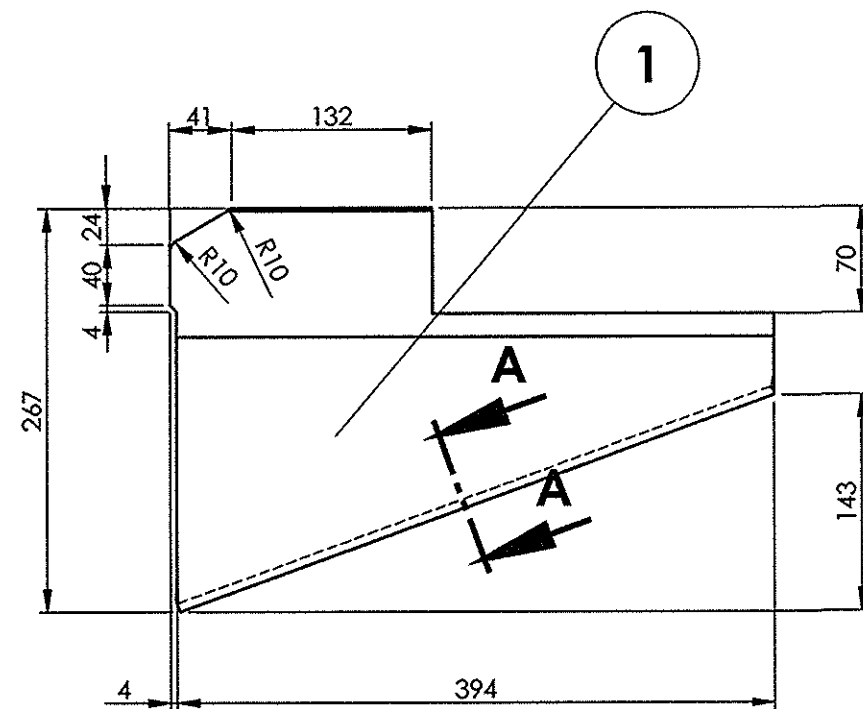
ALT.

ZONE

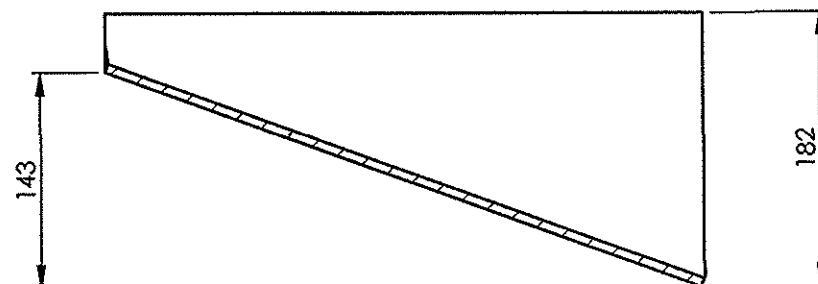
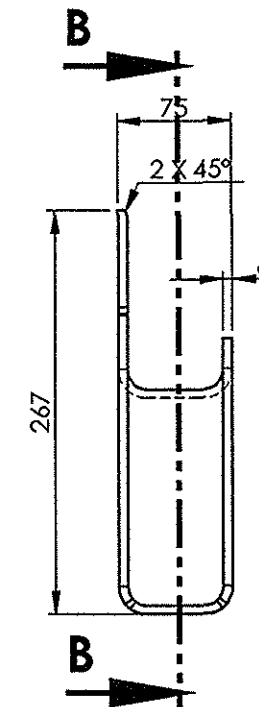
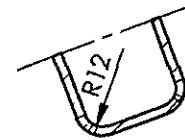
DESCRIPTION

APPROVED &  
DATE



a

MAT. SPEC. ALTERED FROM RDSO/SPEC C-K 201 X2CrNi12 TO  
IRS M41-97.

SECTION A-A



SECTION B-B

1	CONSOLE	6x440x451	1		IRS M-41-1997	5.92	
QTY	DESCRIPTION	DIMENSIONS	ITEM NO.	REF. DRGS	MATL.SPEC.	WT/UNIT IN KGS	REMARKS
GROUP: 1-5 END CONSTRUCTION		SURFACE AREA IN Sq.m.:0.261			WT/ASSY IN Kgs:5.939		
CONSOLE					SCALE	SSE/D	
					1:5	CHD	
					ALT.	ALTD	V.S.SRIDHARAN
					a	DRN	T.J.Kumaravelu
INDIAN RAILWAY STANDARDS							
INTEGRAL COACH FACTORY, CHENNAI - 600038					SHEET 1 OF 1	AAA15250	A3

30-06-2013

28-03-2013

30/6

DATE OF LATEST ALT.

DATE OF FIRST ISSUE


AME/SME

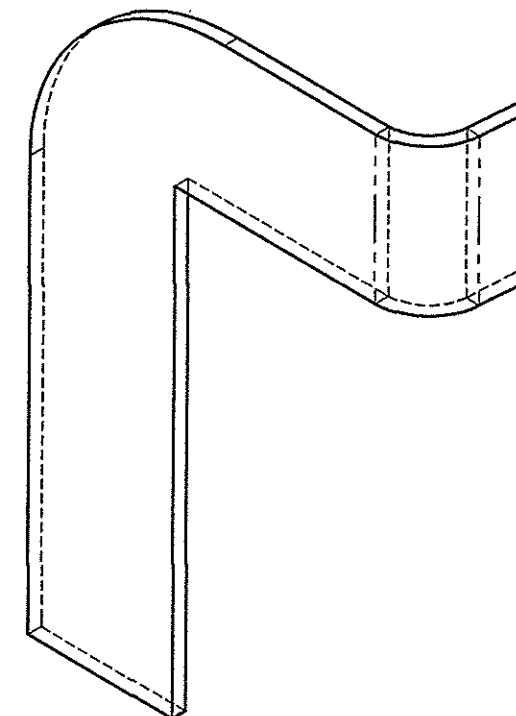

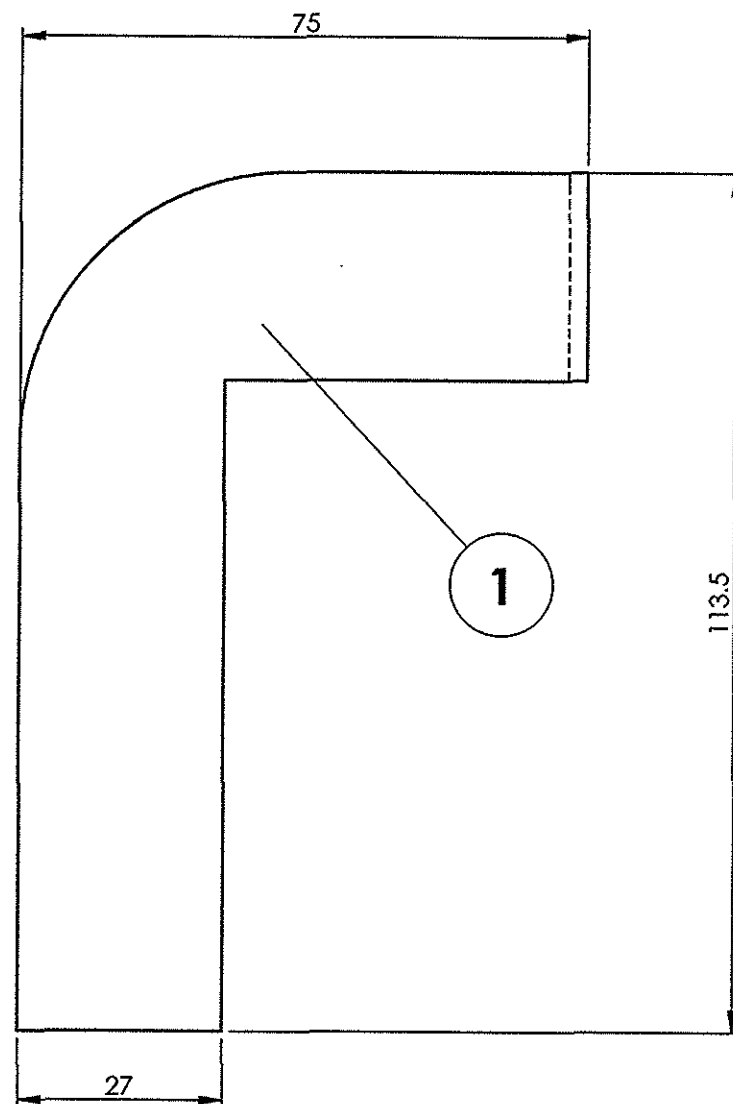
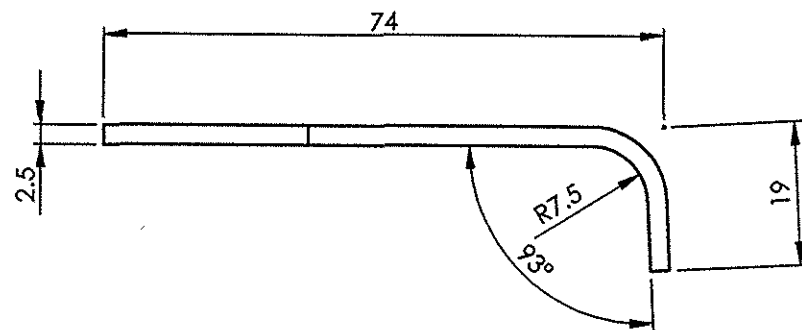
REF.DRG.NO.

ALL DIMENSIONS ARE IN mm UNLESS OTHERWISE SPECIFIED. FOR UNTOLERANCED DIMENSIONS AND ROUGHNESS VALUES, REFER DRAWING NO ICF/STD-9-0-001.  
ANY MANUAL ALTERATION SHALL AUTOMATICALLY RENDER THIS DRAWING INVALID. WELDING SYMBOLS ARE AS PER IS: 813-1986.

AAA15252


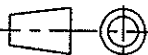
▽ ROUGH MACHINED	① ROUGH CLEANED
▽▽ FINISH MACHINED	①b BURRS REMOVED
▽▽▽ FINE FINISH MACHINED	①8 CHAMFERED

REVISIONS			
ALT.	ZONE	DESCRIPTION	APPROVED & DATE
a		MATERIAL SPEC. ALTD. FROM SS-409M TO RDSO/SPEC. C-K201 X2CrNi12	



3D VIEW

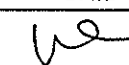
ALL DIMENSIONS ARE IN mm UNLESS OTHERWISE SPECIFIED. FOR UNTOLERANCED DIMENSIONS REFER DRAWING NO ICF/STD-9-0-001.  
ANY MANUAL ALTERATION SHALL AUTOMATICALLY RENDER THIS DRAWING INVALID. WELDING SYMBOLS ARE AS PER IS: 813-1986.

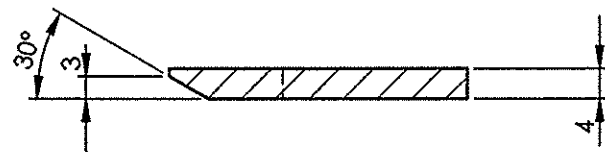
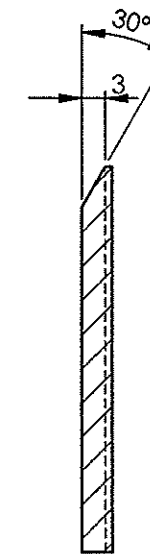
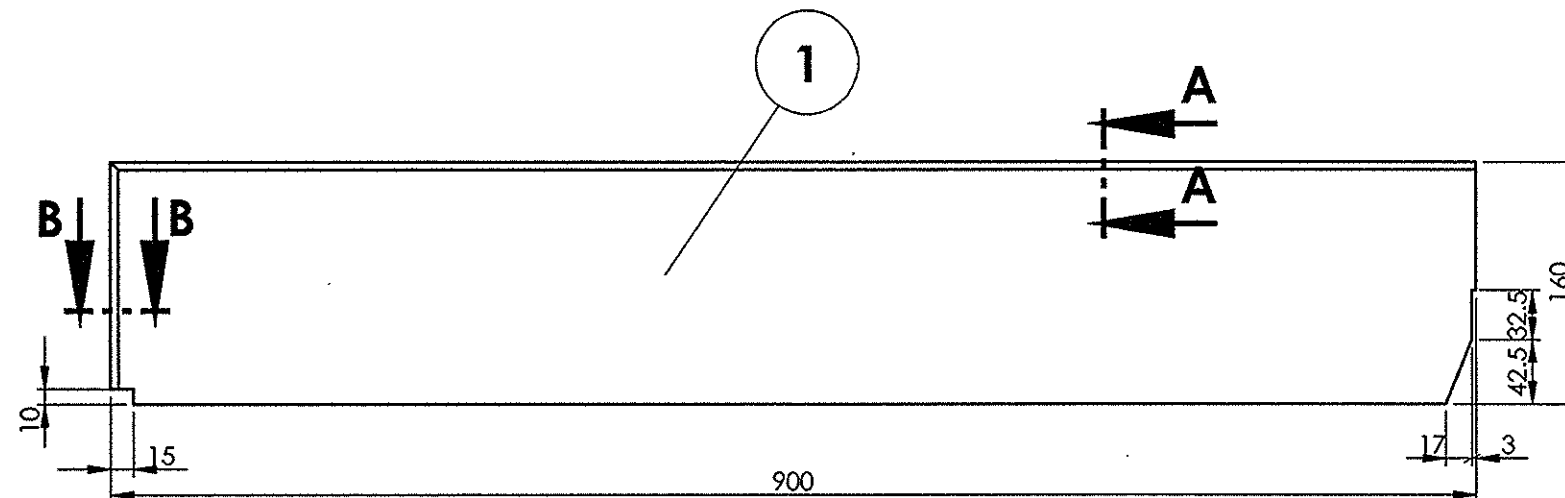
1	REINFORCEMENT	2.5x87x114	1		RDSO/SPEC C-K201 X2CrNi12	0.089	
QTY	DESCRIPTION	DIMENSIONS	ITEM NO.	REF. DRGS	MATL.SPEC.	WT/UNIT IN KGS	REMARKS
GROUP: 1-5		SURFACE AREA IN Sq.m.:0.010			WT/ASSY IN Kgs:0.089		
REINFORCEMENT					SCALE	SSE/D	
					1:1	CHD	
					ALT.	ALTD	B.SARAVANAN
					a	DRN	D.MOSES & T J K VELU
INDIAN RAILWAY STANDARDS							
INTEGRAL COACH FACTORY, CHENNAI - 600038				SHEET 1 OF 1		AAA15252	
						A3	

AAA15253


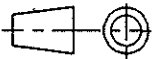
▽ ROUGH MACHINED	① ROUGH CLEANED
▽▽ FINISH MACHINED	①b BURRS REMOVED
▽▽▽ FINE FINISH MACHINED	⑱ CHAMFERED

## REVISIONS

ALT.	ZONE	DESCRIPTION	APPROVED & DATE
a		MATERIAL SPEC. ALTD. FROM SS-409M TO RDSO/SPEC. C-K201 X2CrNi12	

SECTION B-B  
SCALE 1 : 1SECTION A-A  
SCALE 1 : 1

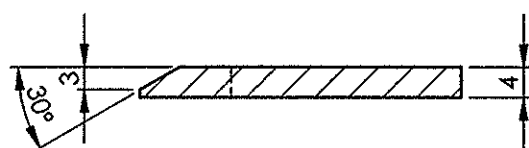
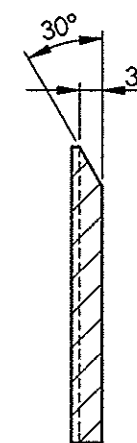
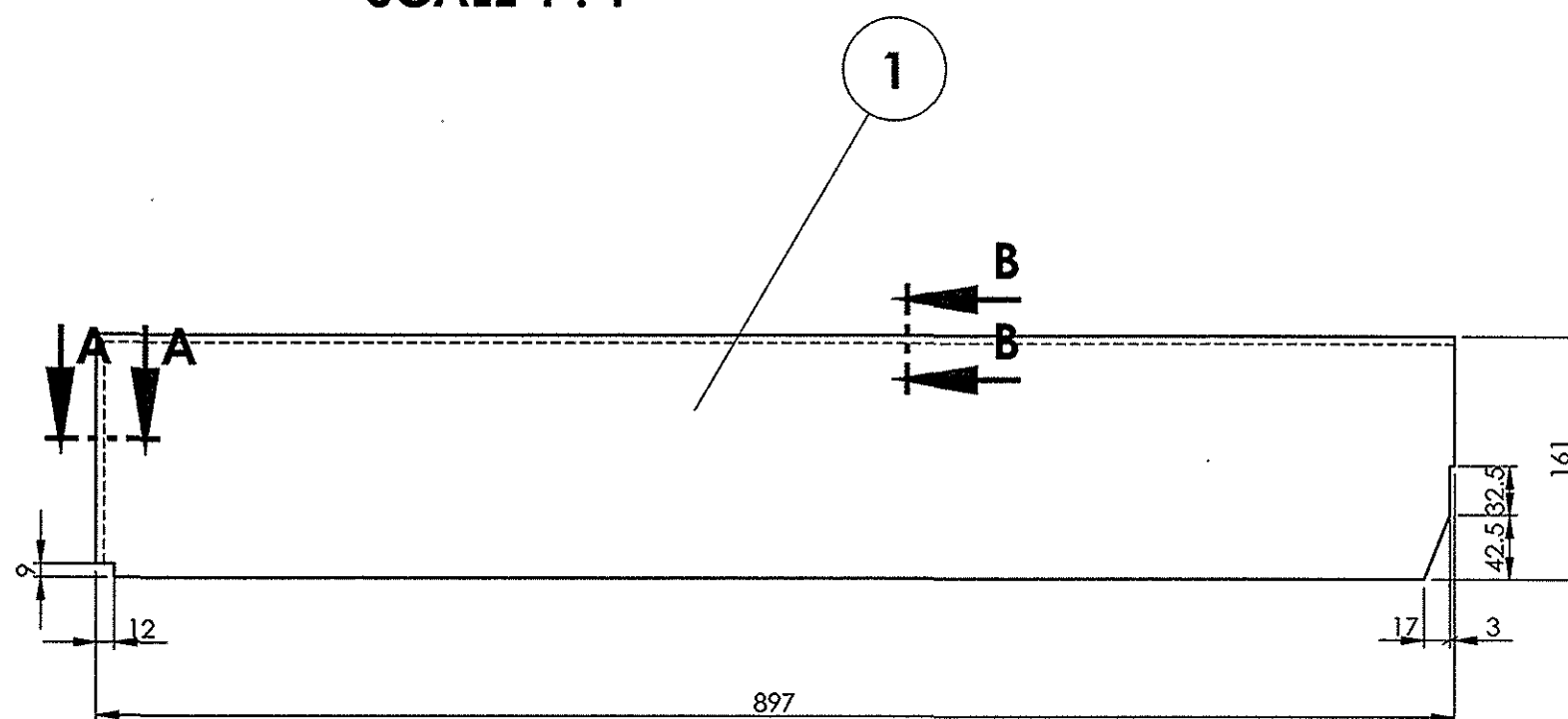
ALL DIMENSIONS ARE IN mm UNLESS OTHERWISE SPECIFIED. FOR UNTOLERANCED DIMENSIONS REFER DRAWING NO ICF/STD-9-0-001.  
ANY MANUAL ALTERATION SHALL AUTOMATICALLY RENDER THIS DRAWING INVALID. WELDING SYMBOLS ARE AS PER IS: 813-1986.

1	FRAMEWORK PART	4x160X900	1		RDSO/SPEC C-K201 X2CrNi12	4.519	
QTY	DESCRIPTION	DIMENSIONS	ITEM NO.	REF. DRGS	MATL.SPEC.	WT/UNIT IN KGS	REMARKS
GROUP: 1-5		SURFACE AREA IN Sq.m.:0.293			WT/ASSY IN Kgs:4.519		
FRAMEWORK					SCALE	SSE/D	
					1:5	CHD	
					ALT.	ALTD	B.SARAVANAN
					a	DRN	D.MOSES & T J K VELU
INDIAN RAILWAY STANDARDS							
INTEGRAL COACH FACTORY, CHENNAI - 600038					SHEET 1 OF 1	AAA15253	A3

AAA15254

▽ ROUGH MACHINED	① ROUGH CLEANED
▽▽ FINISH MACHINED	①b BURRS REMOVED
▽▽▽ FINE FINISH MACHINED	⑱ CHAMFERED


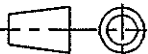
REVISIONS			
ALT.	ZONE	DESCRIPTION	APPROVED & DATE
a		R.M.SIZE ALTD. FROM 4x160x900 TO 4x160x897 AND MATERIAL SPEC. ALTD.FROM SS-409M TO RDSO/SPEC. C-K201 X2CrNi12	

SECTION A-A  
SCALE 1 : 1SECTION B-B  
SCALE 1 : 1

ALL DIMENSIONS ARE IN mm UNLESS OTHERWISE SPECIFIED. FOR UNTOLERANCED DIMENSIONS AND ROUGHNESS VALUES, REFER DRAWING NO ICF/STD-9-0-001.  
ANY MANUAL ALTERATION SHALL AUTOMATICALLY RENDER THIS DRAWING INVALID. WELDING SYMBOLS ARE AS PER IS: 813-1986.

REF.DRG.NO.

30-06-2013	26-02-2010	30/6
DATE OF LATEST ALT.	DATE OF FIRST ISSUE	AME/SME

1	FRAMEWORK PART	4x160x897	1		RDSO/SPEC C-K201 X2CrNi12	4.520	
QTY	DESCRIPTION	DIMENSIONS	ITEM NO.	REF. DRGS	MATL.SPEC.	WT/UNIT IN KGS	REMARKS
GROUP: 1-5		SURFACE AREA IN Sq.m.:0.293			WT/ASSY IN Kgs:4.520		
FRAMEWORK					SCALE	SSE/D	
					1:5	CHD	
					ALT.	ALTD	B.SARAVANAN
					a	DRN	D.MOSES & T J K VELU
INDIAN RAILWAY STANDARDS INTEGRAL COACH FACTORY, CHENNAI - 600038							
					SHEET 1 OF 1	AAA15254	
							A3

AAA15257

▽ ROUGH MACHINED

▽▽ FINISH MACHINED

▽▽▽ FINE FINISH MACHINED

① ROUGH CLEANED

⑥1b BURRS REMOVED

①8 CHAMFERED

## REVISIONS

ALT.

ZONE

DESCRIPTION

APPROVED &  
DATE

a

R.M.SIZE ALTD. FROM 4x70x189 TO 4x70x194 AND MATERIAL  
SPEC. ALTD FROM SS-409M TO RDSO/SPEC. C-K201 X2CrNi12

ue 2/12

1

56

156

194

R15

70

4

-07-2013

26-02-2010

AME/SME

DATE OF LATEST ALT.

DATE OF FIRST ISSUE

INDIAN RAILWAY STANDARDS

INTEGRAL COACH FACTORY, CHENNAI - 600038

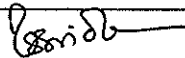

SHEET  
1 OF 1

AAA15257

A3

ALL DIMENSIONS ARE IN mm UNLESS OTHERWISE SPECIFIED. FOR UNTOLERANCED DIMENSIONS AND ROUGHNESS VALUES, REFER DRAWING NO ICF/STD-9-Q-001.  
ANY MANUAL ALTERATION SHALL AUTOMATICALLY RENDER THIS DRAWING INVALID. WELDING SYMBOLS ARE AS PER IS: 813-1986.

REF.DRG.NO.

1	REINFORCEMENT	4x70x194	1		RDSO/SPEC C-K201 X2CrNi12	0.362		
QTY	DESCRIPTION	DIMENSIONS	ITEM NO.	REF. DRGS	MATL.SPEC.	WT/UNIT IN KGS	REMARKS	
GROUP: 1-5		SURFACE AREA IN Sq.m.:0.025			WT/ASSY IN Kgs:0.362			
REINFORCEMENT					SCALE	SSE/D		
					1:2	CHD		
					ALT. a	ALTD	B.SARAVANAN	
						DRN	D.MOSES & T J K VELU	
INDIAN RAILWAY STANDARDS  INTEGRAL COACH FACTORY, CHENNAI - 600038								
				SHEET 1 OF 1	AAA15257		A3	

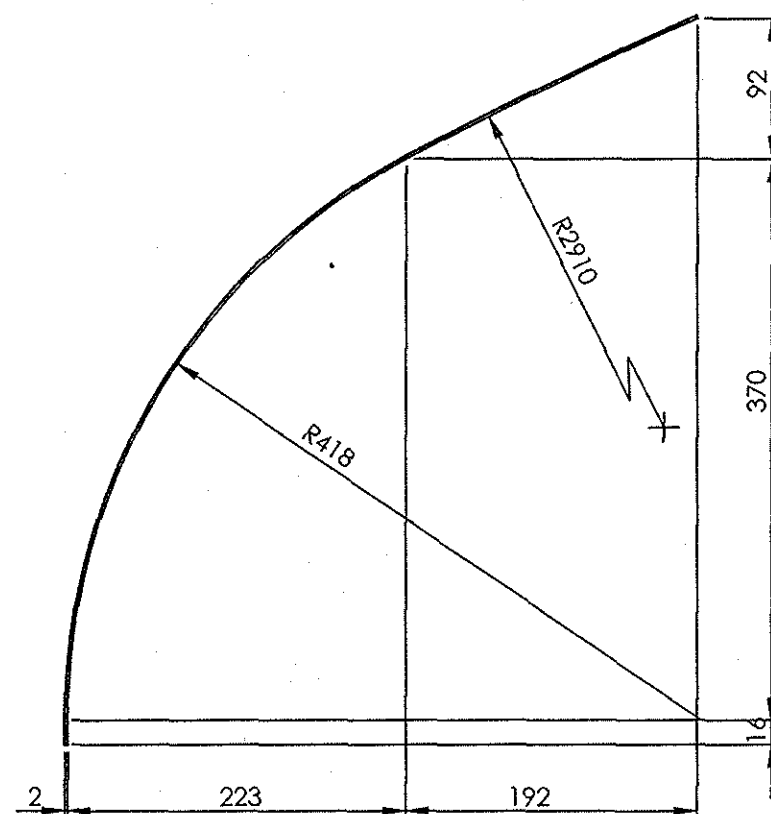


AAA15259

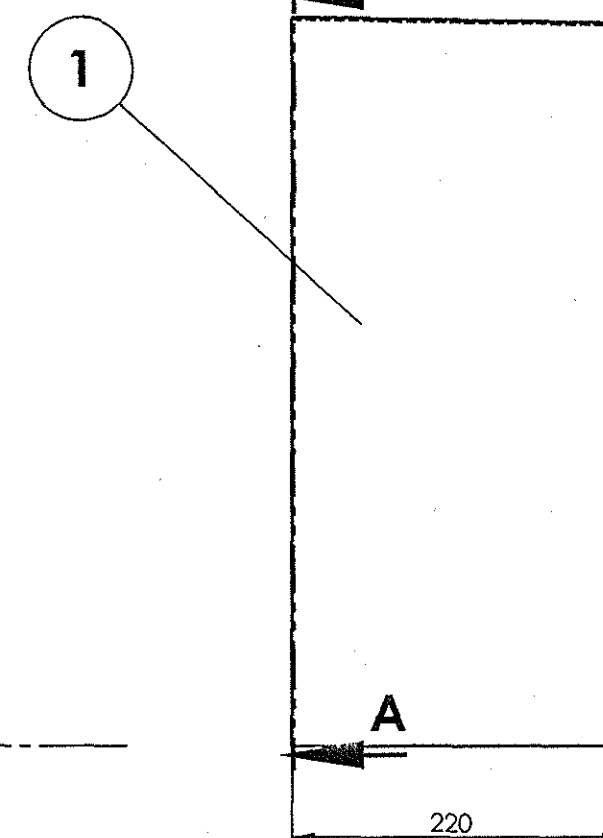
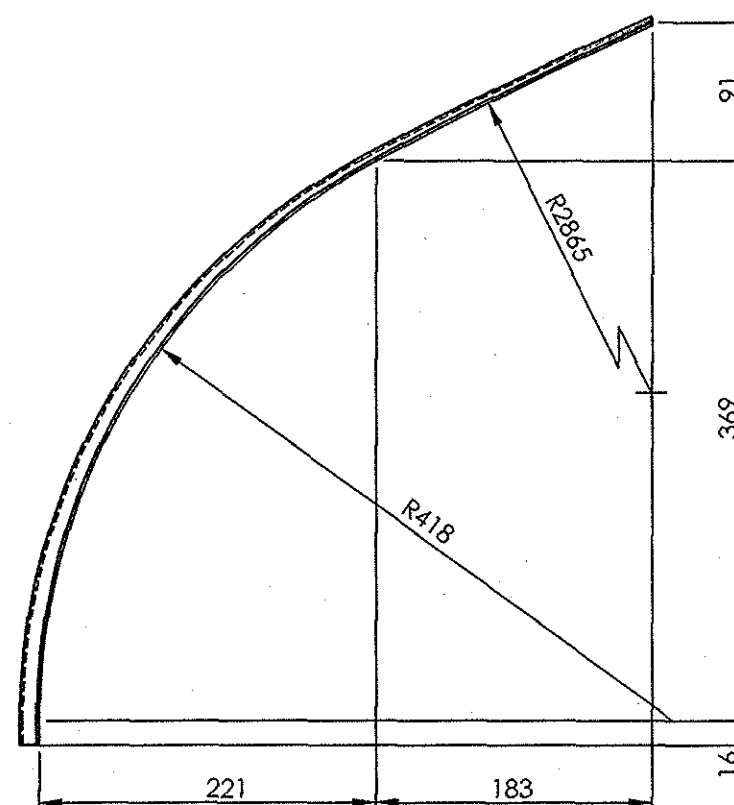
▽ ROUGH MACHINED	① ROUGH CLEANED
▽▽ FINISH MACHINED	①b BURRS REMOVED
▽▽▽ FINE FINISH MACHINED	⑱ CHAMFERED

## REVISIONS

ALT.	ZONE	DESCRIPTION	APPROVED & DATE
a		MATERIAL SPEC REVISED	<i>R</i> 19/1



SECTION A-A



ALL DIMENSIONS ARE IN mm UNLESS OTHERWISE SPECIFIED. FOR UNTOLERANCED DIMENSIONS REFER DRAWING NO IC/STD-9-0-001.  
ANY MANUAL ALTERATION SHALL AUTOMATICALLY RENDER THIS DRAWING INVALID. WELDING SYMBOLS ARE AS PER IS: 813-1986.

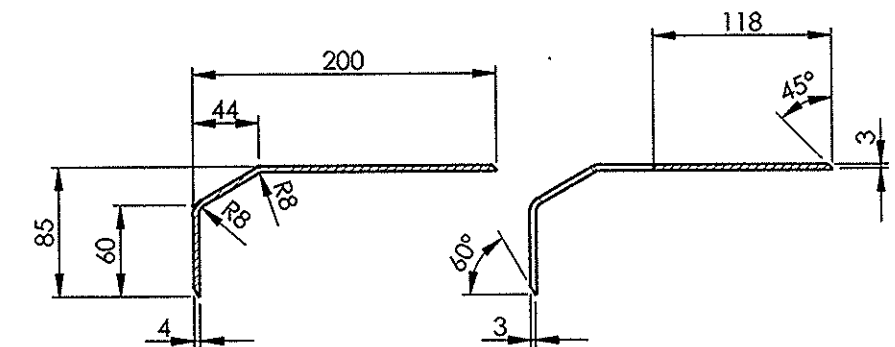
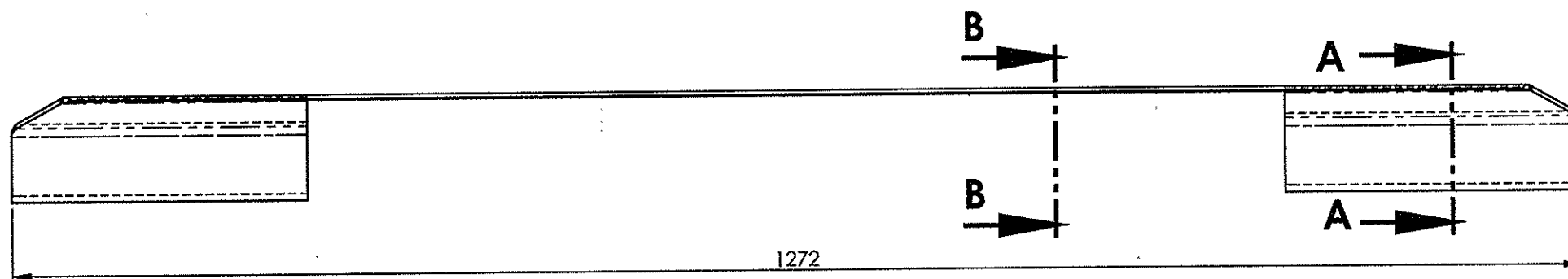
1	COVERING SHEET	2x218x676	1		RDSO/SPEC C-K201 X2CrNi12	2.389	
QTY	DESCRIPTION	DIMENSIONS	ITEM NO.	REF. DRGS	MATL.SPEC.	WT/UNIT IN KGS	REMARKS
GROUP: 1-5 END CONSTRUCTION		SURFACE AREA IN Sq.m.:0.296			WT/ASSY IN Kgs:2.340		
COVERING SHEET					SCALE	SSE/D	L. Srinivas
					1:5	CHD	
					ALT. a	ALTD	TIKYA NAIK.M
						DRN	A.Palanichamy & T.J K VELU
INDIAN RAILWAY STANDARDS				SHEET 1 OF 1			
INTEGRAL COACH FACTORY, CHENNAI - 600038					AAA15259		A3

AAA15261

▽ ROUGH MACHINED	① ROUGH CLEANED
▽▽ FINISH MACHINED	①b BURRS REMOVED
▽▽▽ FINE FINISH MACHINED	⑱ CHAMFERED

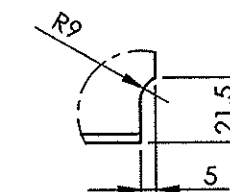
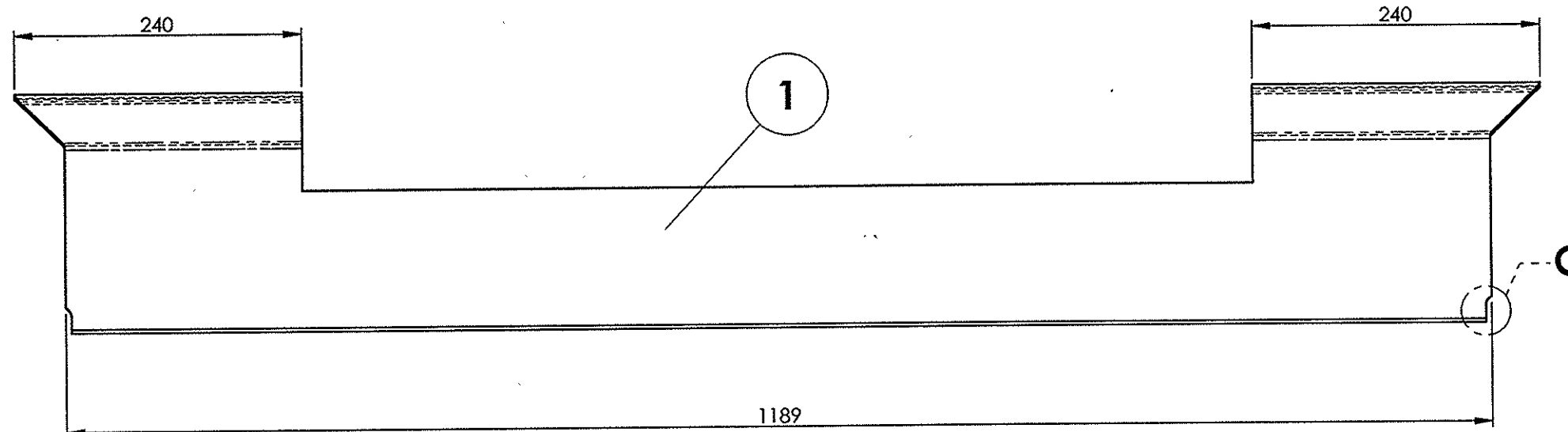
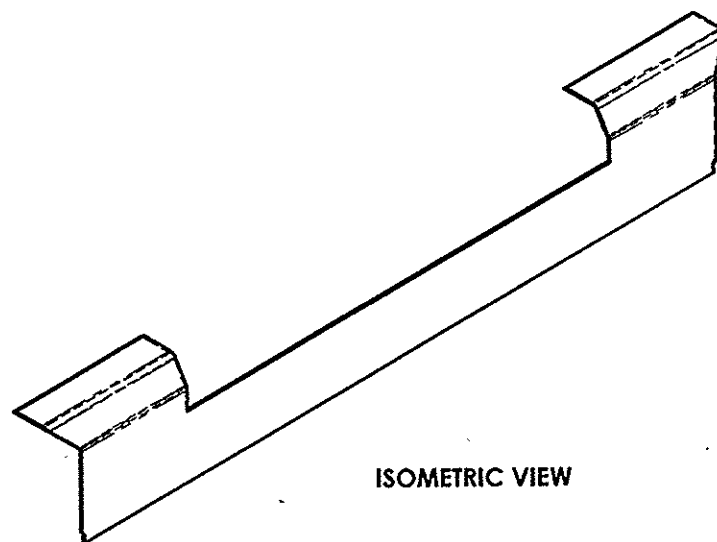
## REVISIONS

ALT.	ZONE	DESCRIPTION	APPROVED & DATE
a		MATERIAL SPEC. ALTD. FROM SS-409M TO RDSO/SPEC. C-K201 X2CrNi12	<i>[Signature]</i>

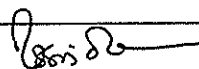
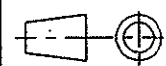


SECTION A-A

SECTION B-B

DETAIL C  
SCALE 2 : 5

ISOMETRIC VIEW

1	SILL	4x261.5x1272	1		RDSO/SPEC C-K201 X2CrNi12	6.458	
QTY	DESCRIPTION	DIMENSIONS	ITEM NO.	REF. DRGS	MATL.SPEC.	WT/UNIT IN KGS	REMARKS
GROUP: 1-5 END CONSTRUCTION		SURFACE AREA IN Sq.m.:0.418			WT/ASSY IN Kgs:6.458		
SILL					SCALE	SSE/D	
					1:5	CHD	
					ALT.	ALTD	B.SARAVANAN
					a	DRN	A.Palanichamy & T J K VELU
INDIAN RAILWAY STANDARDS							
INTEGRAL COACH FACTORY, CHENNAI - 600088					SHEET 1 OF 1	AAA15261	
							A3

-07-2013	24-12-2009	<i>[Signature]</i>
DATE OF LATEST ALT.	DATE OF FIRST ISSUE	AME/SME

ALL DIMENSIONS ARE IN mm UNLESS OTHERWISE SPECIFIED. FOR UNTOLERANCED DIMENSIONS AND ROUGHNESS VALUES, REFER DRAWING NO ICF/STD-9-0-001. ANY MANUAL ALTERATION SHALL AUTOMATICALLY RENDER THIS DRAWING INVALID. WELDING SYMBOLS ARE AS PER IS: 813-1986.

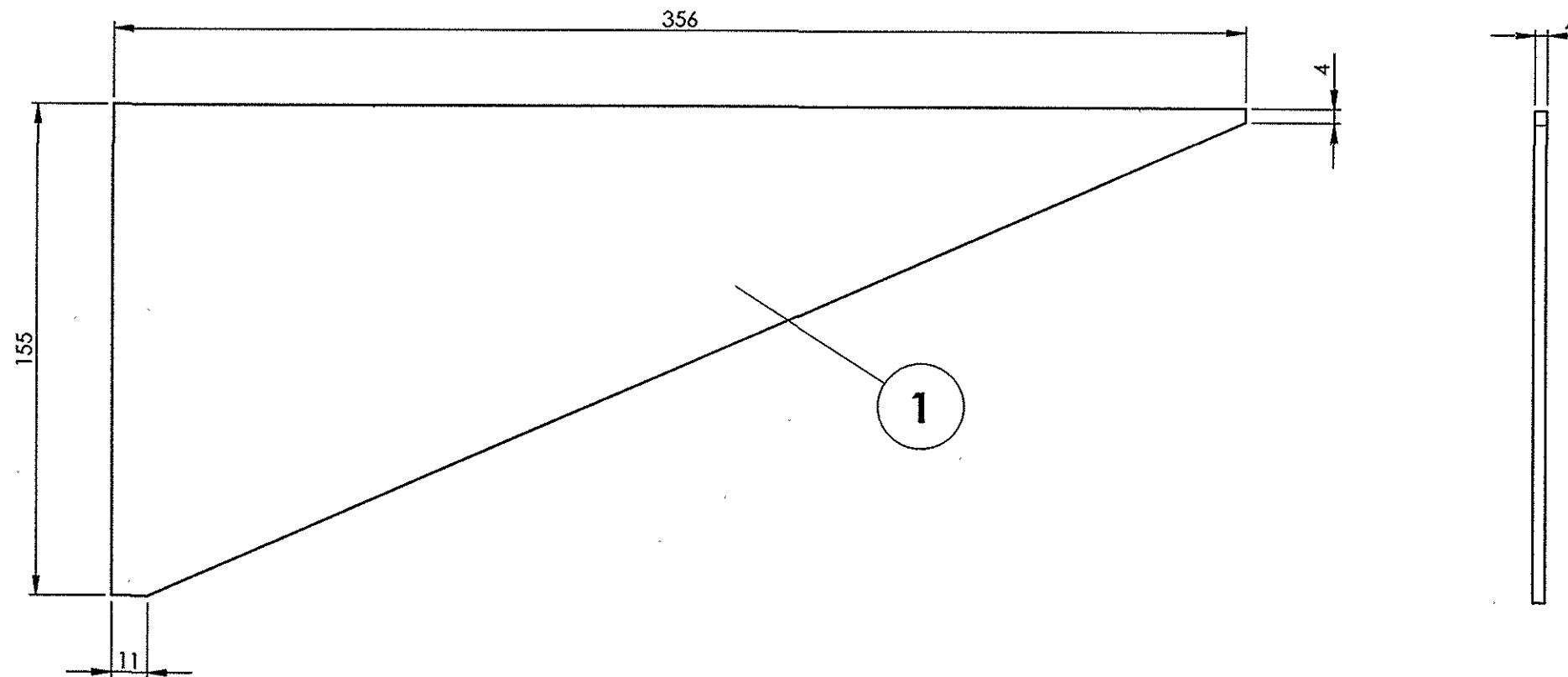
REF.DRG.NO.

AAA15263

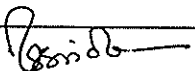
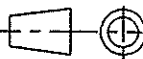
▽ ROUGH MACHINED	① ROUGH CLEANED
▽▽ FINISH MACHINED	② BURRS REMOVED
▽▽▽ FINE FINISH MACHINED	③ CHAMFERED

## REVISIONS

ALT.	ZONE	DESCRIPTION	APPROVED & DATE
a		MATERIAL SPEC. ALTD. FROM SS-409M TO RDSO/SPEC. C-K201 X2CrNi12.	ue 21/11



ALL DIMENSIONS ARE IN mm UNLESS OTHERWISE SPECIFIED. FOR UNTOLERANCED DIMENSIONS AND ROUGHNESS VALUES, REFER DRAWING NO ICF/STD-9-0-001.  
ANY MANUAL ALTERATION SHALL AUTOMATICALLY RENDER THIS DRAWING INVALID. WELDING SYMBOLS ARE AS PER IS: 813-1986.

1	WEB	4x155x356	1		RDSO/SPEC C-K201 X2CrNi12	0.935		
QTY	DESCRIPTION	DIMENSIONS	ITEM NO.	REF. DRGS	MATL.SPEC.	WT/UNIT IN KGS	REMARKS	
GROUP: 1-5 END CONSTRUCTION		SURFACE AREA IN Sq.m.:0.062			WT/ASSY IN Kgs:0.935			
WEB					SCALE	SSE/D		
					1:2	CHD		
					ALT. a	ALTD	B.SARAVANAN	
						DRN	A.Palanichamy & T J K VELU	
INDIAN RAILWAY STANDARDS  INTEGRAL COACH FACTORY, CHENNAI - 600038				SHEET 1 OF 1				
					AAA15263		A3	

-07-2013	24-12-2009	ue 21/11
DATE OF LATEST ALT.	DATE OF FIRST ISSUE	AME/SME

REF.DRG.NO.

AAA15264

▽ ROUGH MACHINED

① ROUGH CLEANED

▽▽ FINISH MACHINED

② BURRS REMOVED

▽▽▽ FINE FINISH MACHINED

③ CHAMFERED

REVISIONS

ALT.

ZONE

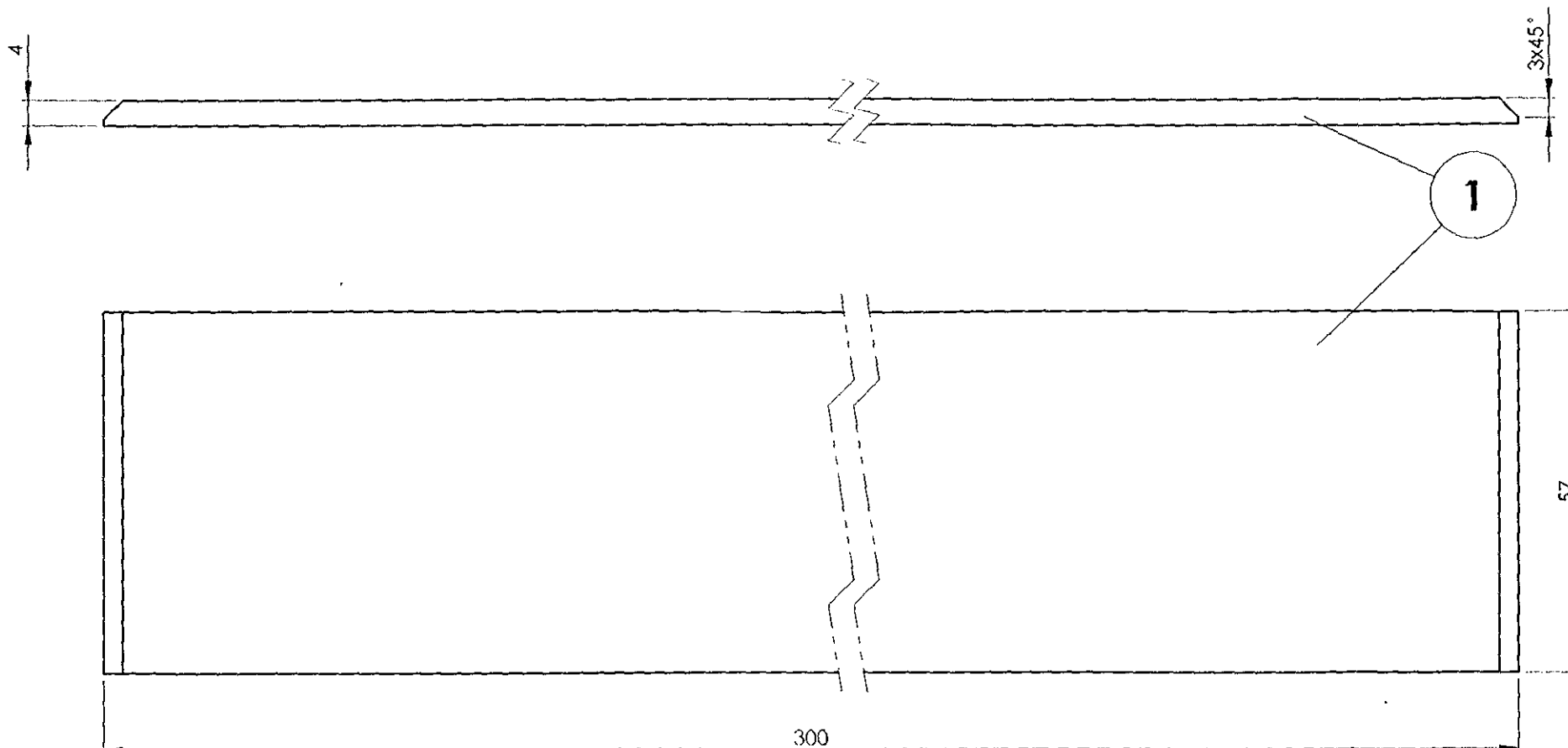
DESCRIPTION

APPROVED &  
DATE

a

R.M. LENGTH ALTD. FROM 400 TO 300

10-11-2013



ALL DIMENSIONS ARE IN mm UNLESS OTHERWISE SPECIFIED. FOR UNTOLERANCED DIMENSIONS REFER DRAWING NO ICF/STD-9-0-001.  
ANY MANUAL ALTERATION SHALL AUTOMATICALLY RENDER THIS DRAWING INVALID. WELDING SYMBOLS ARE AS PER IS: 813-1986.

1	SHEET	4x57x300	1		RDSO/SPEC C-K201 X2CrNi12	0.543	
QTY	DESCRIPTION	DIMENSIONS	ITEM NO.	REF. DRGS	MATL.SPEC.	WT/UNIT IN KGS	REMARKS
GROUP: 1-5 END CONSTRUCTION		SURFACE AREA IN Sq.m.:0.049		WT/ASSY IN Kgs:0.730			
SHEET					SCALE	SSR/D	B.SARAVANAN A.Palanichamy & T J K
					1:1	CHD	
					ALT.	ALTD	
a	DRN						
INDIAN RAILWAY STANDARDS					SHEET 1 OF 1		
INTEGRAL COACH FACTORY, CHENNAI - 600038					AAA15264		
DATE OF LATEST ALT.					A3		

28-03-2013

24-12-2009


DATE OF LATEST ALT.

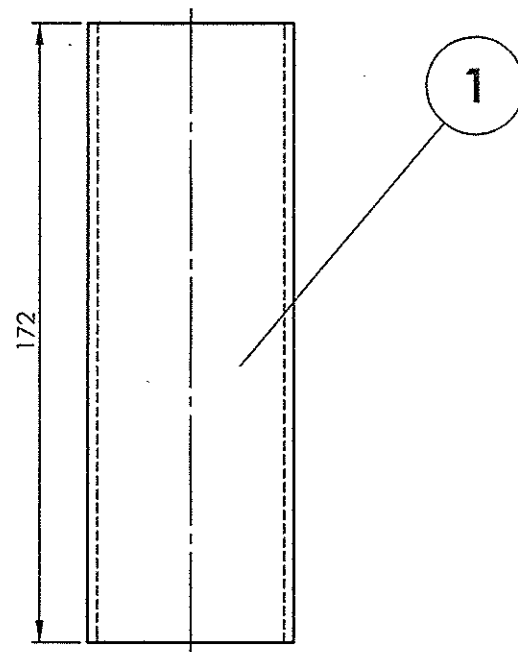
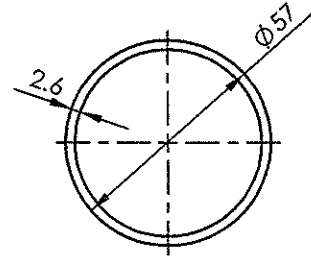
DATE OF FIRST ISSUE

SME

AAA15287

▽ ROUGH MACHINED	① ROUGH CLEANED
▽▽ FINISH MACHINED	② BURRS REMOVED
▽▽▽ FINE FINISH MACHINED	③ CHAMFERED

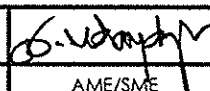
REVISIONS			
ALT.	ZONE	DESCRIPTION	APPROVED & DATE
a		MATERIAL SPEC. ALTD. FROM SS-409M TO IS:6913-'73 Tab-1 Gr-'B'	
b		NOTE ADDED	


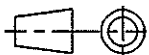
**NOTE:**

1. ALTERNATIVELY AISI-304 IS ACCEPTABLE

ALL DIMENSIONS ARE IN mm UNLESS OTHERWISE SPECIFIED. FOR UNTOLERANCED DIMENSIONS AND ROUGHNESS VALUES, REFER DRAWING NO ICF/STD-9-0-001.  
ANY MANUAL ALTERATION SHALL AUTOMATICALLY RENDER THIS DRAWING INVALID. WELDING SYMBOLS ARE AS PER IS: 813 1986.

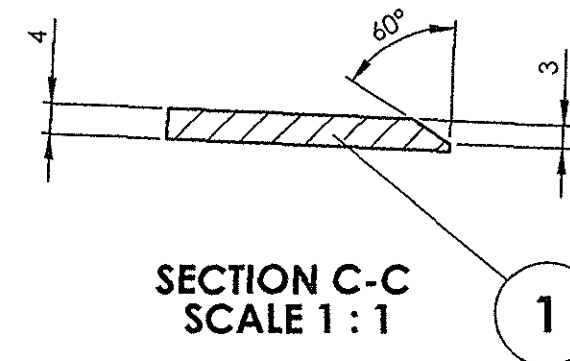

REF.DRG.NO.3.10113.0.26.120.034 ITEM-2

27-07-2017	26-02-2010	
DATE OF LATEST ALT.	DATE OF FIRST ISSUE	AME/SME

1	PIPE	O.D 57x2.6x172	1		IS:6913-'73 Tab-1 Gr-'B'	0.600	WELDED TUBES
QTY	DESCRIPTION	DIMENSIONS	ITEM NO.	REF. DRGS	MATL.SPEC.	WT/UNIT IN KGS	REMARKS
GROUP: 1-5		SURFACE AREA IN Sq.m.:0.059			WT/ASSY IN Kgs:0.678		
PIPE					SCALE	SSE/D	
					1:2	CHD	
					ALT. b	ALTD	ANU C
						DRN	D.MOSES & T J K VELU
INDIAN RAILWAY STANDARDS  INTEGRAL COACH FACTORY, CHENNAI - 600038				SHEET 1 OF 1			
					AAA15287		A3

[illegible]

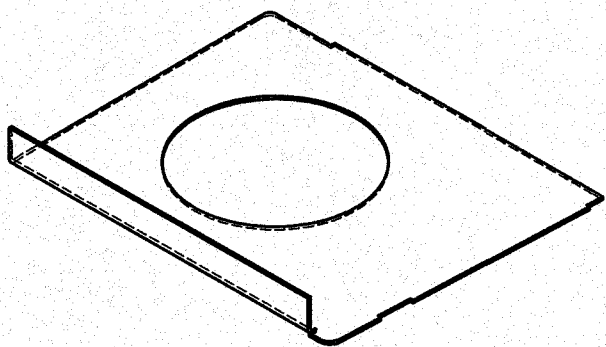
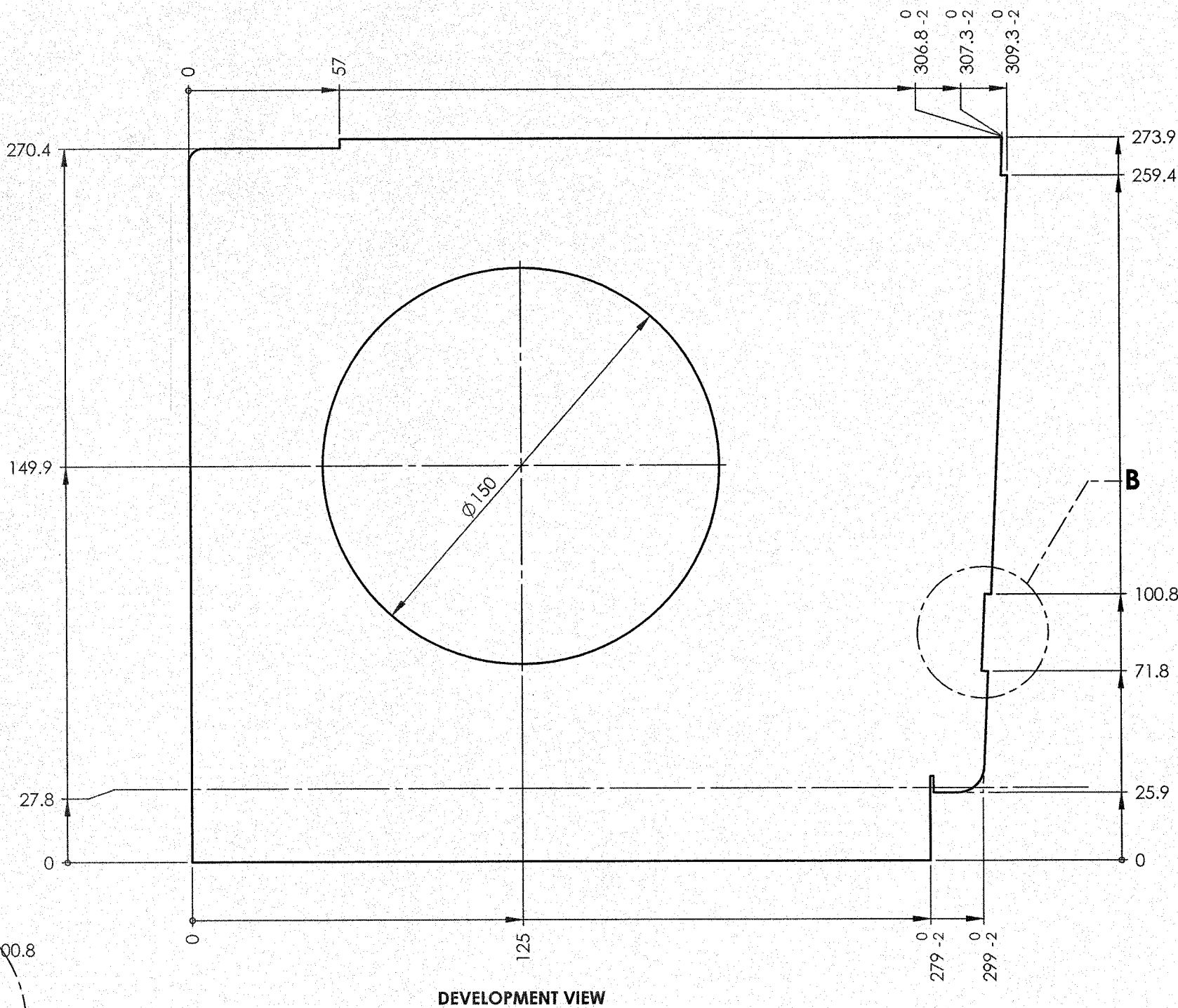
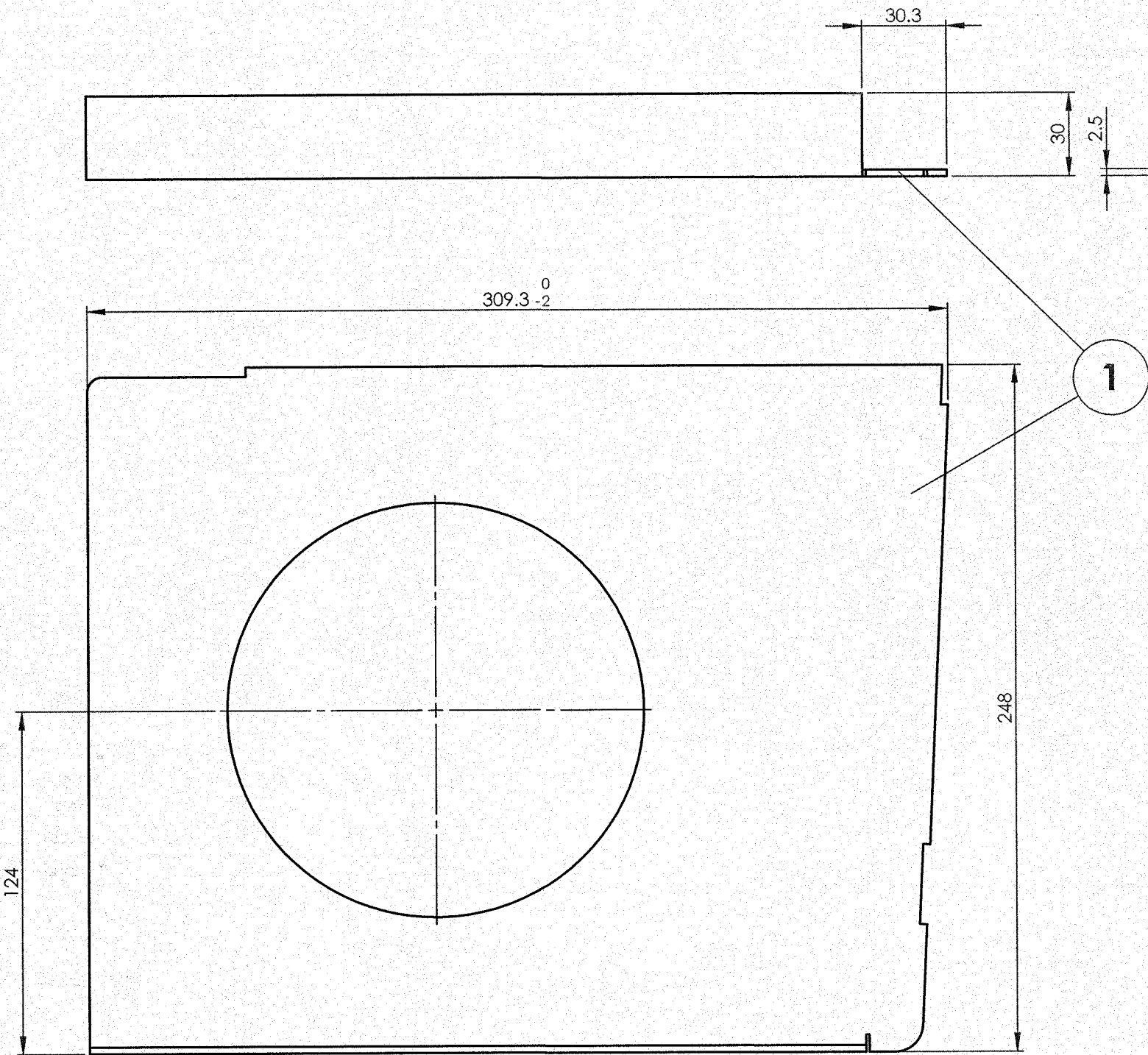
Figure 1. A schematic diagram of the experimental design. The diagram shows a sequence of events: a subject is presented with a stimulus (a word or picture), then a response is recorded, and finally, the subject is asked to provide a rating (e.g., 'How difficult was this?'). The diagram also indicates the timing of the stimulus presentation and the response recording.



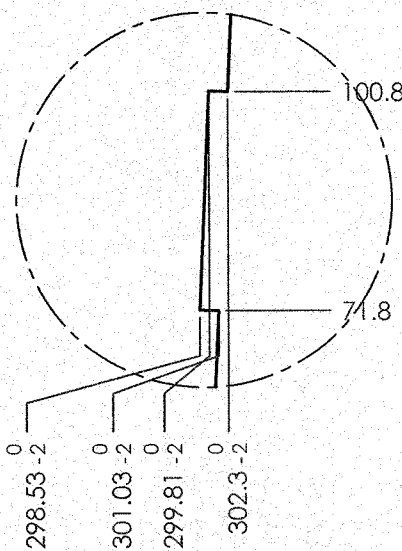
AAA15414

▽ ROUGH MACHINED	01 ROUGH CLEANED
▽▽ FINISH MACHINED	01b BURRS REMOVED
▽▽▽ FINE FINISH MACHINED	18 CHAMFERED

REVISIONS			
ALT.	ZONE	DESCRIPTION	APPROVED & DATE
a		CUTAWAY REDESIGN.	



ISOMETRIC VIEW



DETAIL B  
SCALE 1 : 1

ALL DIMENSIONS ARE IN mm UNLESS OTHERWISE SPECIFIED. FOR UNTOLERANCED DIMENSIONS AND ROUGHNESS VALUES, REFER DRAWING NO. ICF/STD-9-0001.  
ANY MANUAL ALTERATION SHALL AUTOMATICALLY RENDER THIS DRAWING INVALID. WELDING SYMBOLS ARE AS PER IS:813-1986. WEIGHT GIVEN IN DRAWING IS FOR INDICATIVE PURPOSE ONLY

REF.DRG.NO. 2 10113.0.20.120.193

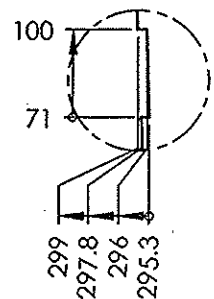
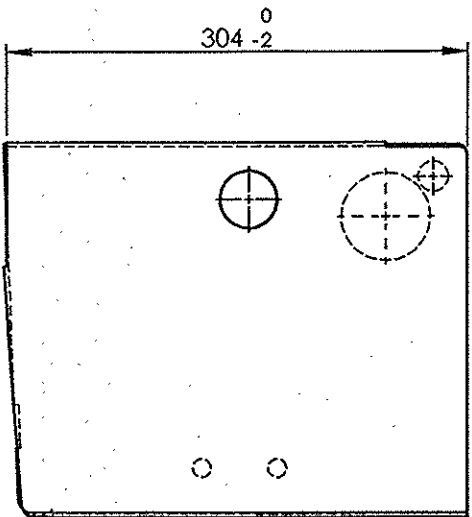
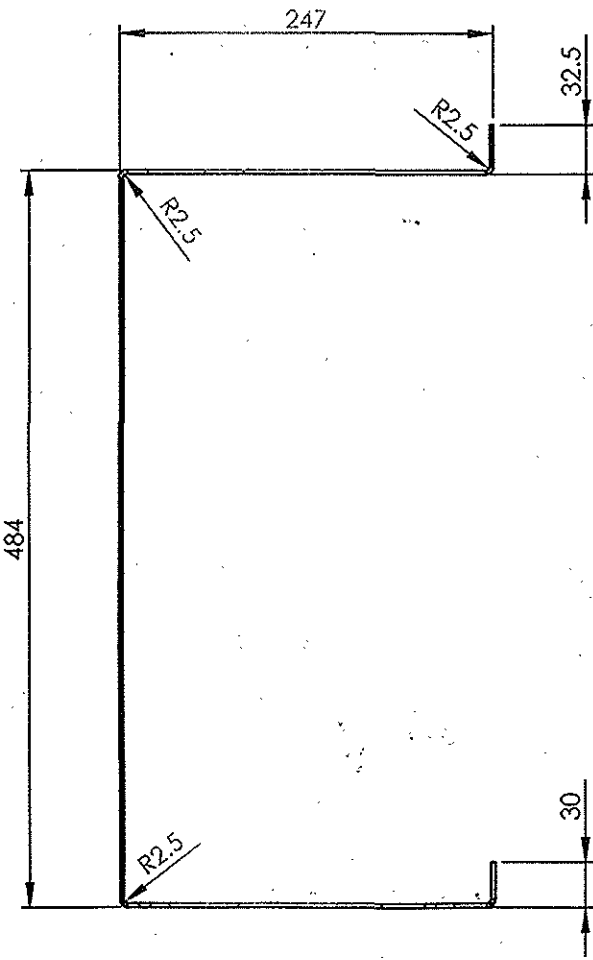
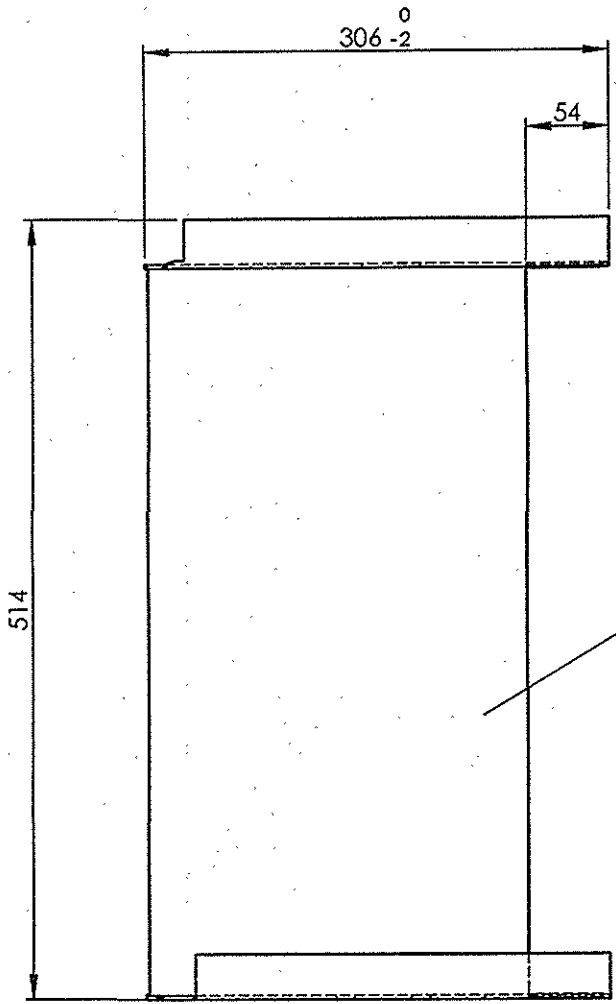
23-03-2018	28-03-2013	
DATE OF LATEST ALT.	DATE OF FIRST ISSUE	AME/S/ME

1	FLANGE	2.5x273.9x309.3	1	REF. DRGS	SS-409M	1.294	
QTY.	DESCRIPTION	DIMENSIONS	ITEM NO	REF. DRGS	MATL.SPEC.	WT/UNIT IN KGS	REMARKS
GROUP: (1-5) END CONSTRUCTION				SURFACE AREA IN Sq.m.: 0.134		WT/ASSY IN Kgs:	
FLANGE					SCALE 1:2	SSE/D	
						CHD	
					ALT a	ALTD	B.SARAVANAN
						DRN	B.SARAVANAN
INDIAN RAILWAY STANDARDS					SHEET 1 OF 1		
INTEGRAL COACH FACTORY, CHENNAI - 600038					AAA15414		
					A2		

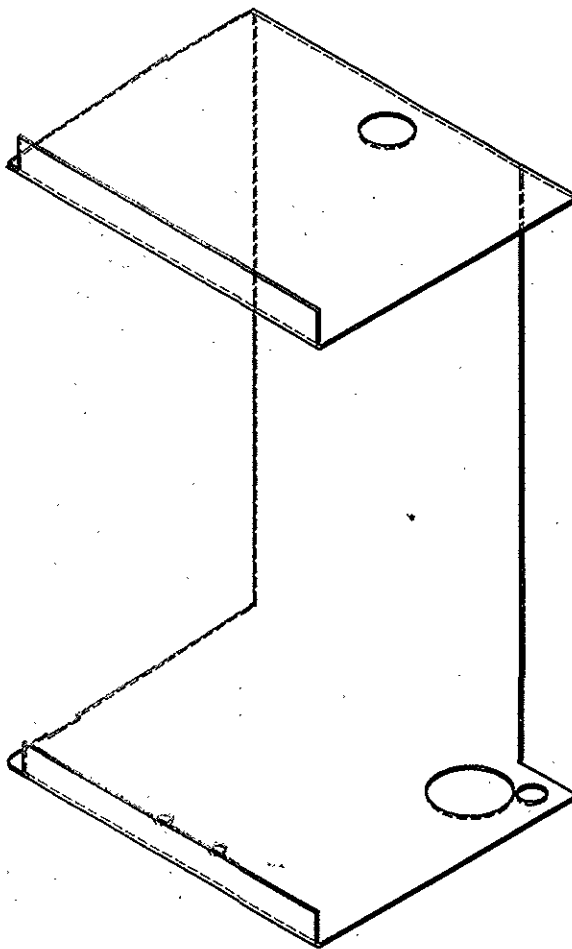


AAA15428

ALL DIMENSIONS ARE IN mm UNLESS OTHERWISE SPECIFIED. FOR UNTOLERANCED DIMENSIONS AND ROUGHNESS VALUES, REFER DRAWING NO. ICF/STD-9-0-001. ANY MANUAL ALTERATION SHALL AUTOMATICALLY RENDER THIS DRAWING INVALID. WELDING SYMBOLS ARE AS PER IS:813-1986.

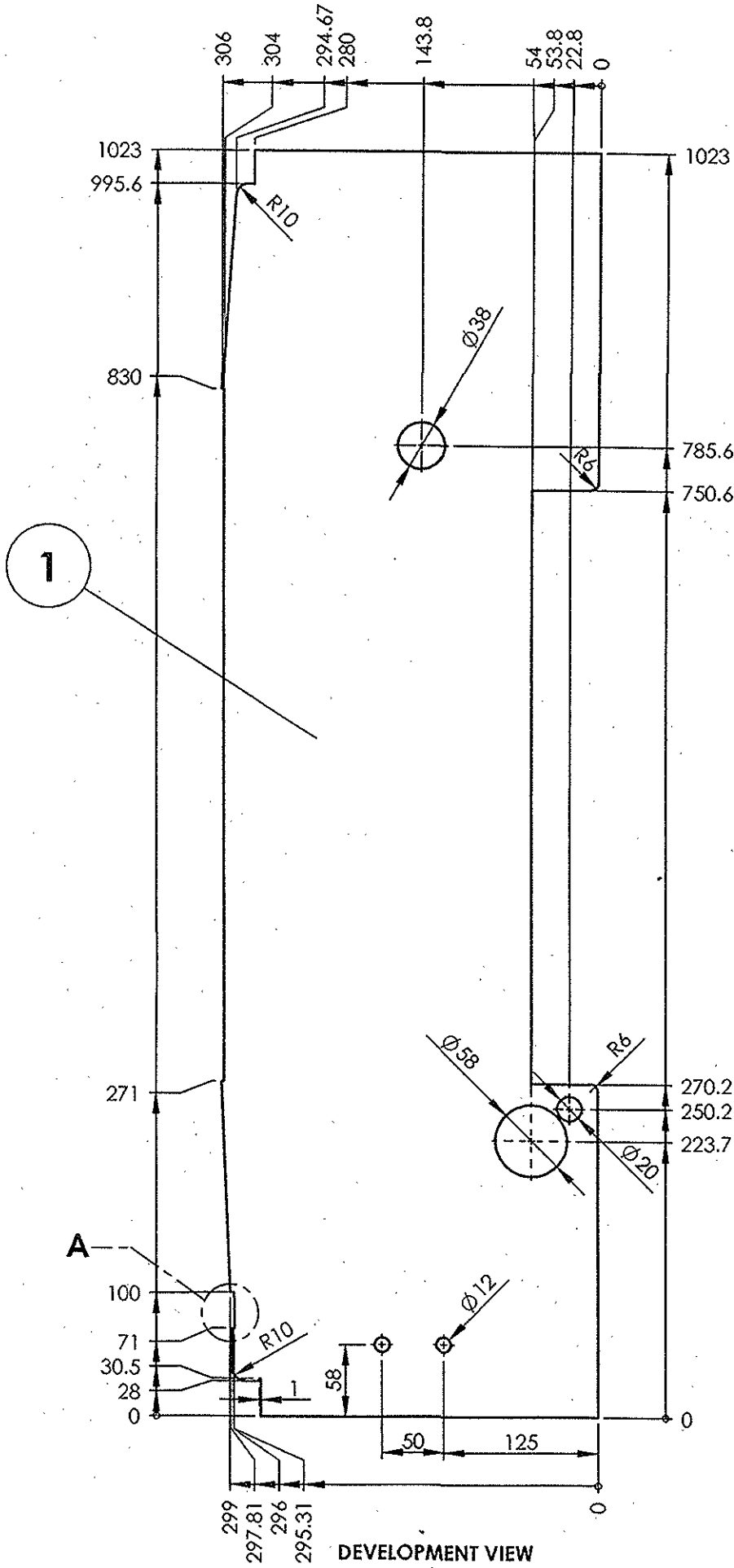


DETAIL A  
SCALE 2 : 5



ISOMETRIC VIEW

REVISIONS			
ALT.	ZONE	DESCRIPTION	APPROVED & DATE
1		2 HOLES DIA 12 ADDED.	



1	BRACKET	2.5x306x1023	1		RDSO/SPEC C- K201 X2 Cr Ni 12	5.568	
QTY.	DESCRIPTION	DIMENSIONS	ITEM NO.	REF. DRGS	MATL.SPEC.	WT/UNIT IN KGS	REMARKS
GROUP: 1-5 END CONSTRUCTION		SURFACE AREA IN Sq.m.: 0.565			WT/ASSY IN Kgs: 5.572		
BRACKET					SCALE 1:5	SSE/D	Approved
						CHD	
					ALT a	ALTD	H. Ishath Ahmed
						DRN	B.SARAVANAN
					INDIAN RAILWAY STANDARDS		
INTEGRAL COACH FACTORY, CHENNAI - 600038							
					AAA15428		A2

13-05-2015	-03-2013	
DATE OF LATEST ALT.	DATE OF FIRST ISSUE	AME/SME

REF.DRG.NO. 2 10113.0.20.120.181



AAA15429

▽ ROUGH MACHINED  
▽▽ FINISH MACHINED  
▽▽▽ FINE FINISH MACHINED

⊕ ROUGH CLEANED  
⊕ BURRS REMOVED  
⊕ CHAMFERED

REVISIONS

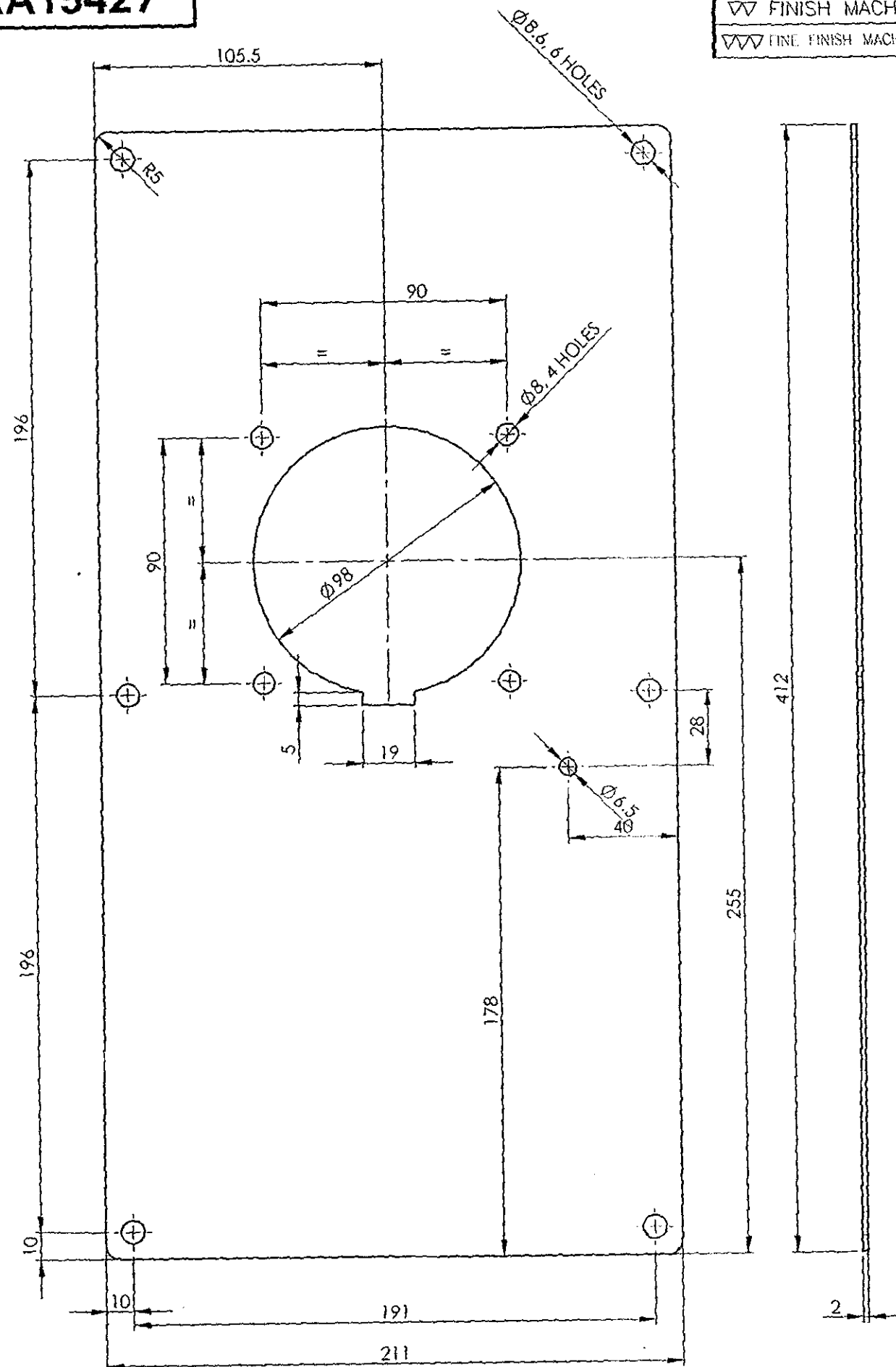
ALT.



ZONE

DESCRIPTION

APPROVED &  
DATE

ALL DIMENSIONS ARE IN mm UNLESS OTHERWISE SPECIFIED. FOR UNTOLERANCED DIMENSIONS AND ROUGHNESS VALUES, REFER DRAWING NO ICF/STD-9-0-001.  
ANY MANUAL ALTERATION SHALL AUTOMATICALLY RENDER THIS DRAWING INVALID. WELDING SYMBOLS ARE AS PER IS: 813-1986.



1	SHEET	2x211x412	1		RDSO/SPEC C- K201 X2 Cr Ni 12	1.259	
QTY.	DESCRIPTION	DIMENSIONS	ITEM NO.	REF. DRGS	MATL.SPEC.	WT/UNIT IN KGS	REMARKS
GROUP: 1-5		SURFACE AREA IN Sq.m.:0.161			WT/ASSY IN Kgs: 1.259		
SHEET					SCALE	SSE/D	
					1:2	CHD	
					ALT.	ALTD	
						DRN	B.SARAVANAN
INDIAN RAILWAY STANDARDS INTEGRAL COACH FACTORY, CHENNAI - 600038					SHEET 1 OF 1		
					AAA15429		A3

REF.DRG.NO. LW15102

DATE OF LATEST ALL.

28-03-2013

DATE OF FIRST ISSUE

AME/SME

INDIAN RAILWAY STANDARDS

INTEGRAL COACH FACTORY, CHENNAI - 600038

SHEET  
1 OF 1

AAA15429

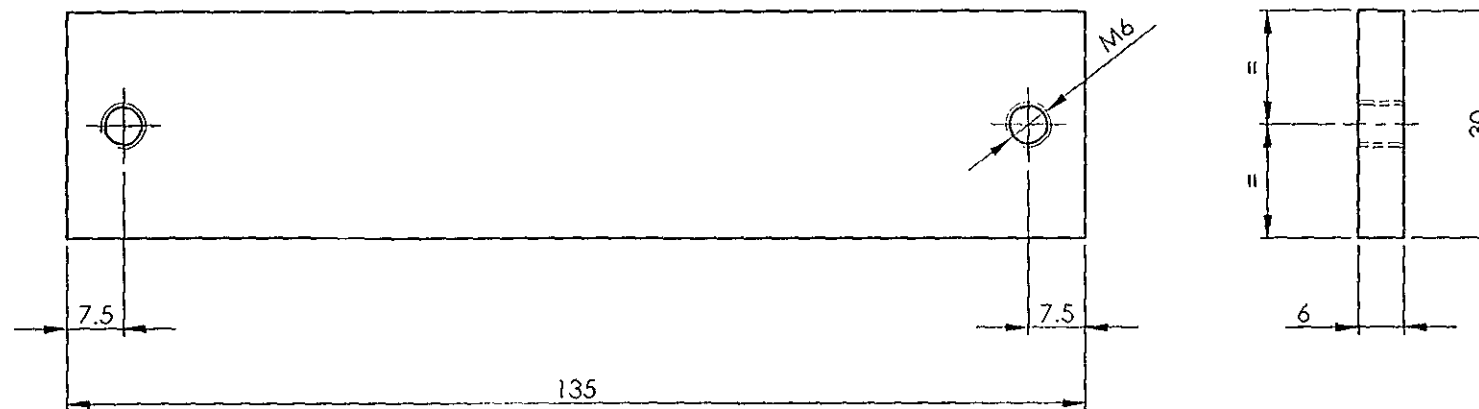
A3

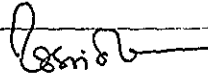
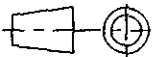
AAA15430

▽ ROUGH MACHINED	⑥ ROUGH CLEANED
▽▽ FINISH MACHINED	⑦ BURRS REMOVED
▽▽▽ FINE FINISH MACHINED	⑧ CHAMFERED

## REVISIONS

ALT.	ZONE	DESCRIPTION	APPROVED & DATE
------	------	-------------	-----------------



1	BRACKET	6x30x135	1		RDSO/SPEC C-K201 X2 Cr Ni 12	0.193		
QTY.	DESCRIPTION	DIMENSIONS	ITEM NO.	REF. DRGS	MATL.SPEC.	WT/UNIT IN KGS	REMARKS	
GROUP: 1-5		SURFACE AREA IN Sq.m.:0.010			WT/ASSY IN Kgs:0.193			
BRACKET					SCALE	SSE/D		
					1:1	CHD		
					ALT.	ALTD		
						DRN		B.SARAVANAN
INDIAN RAILWAY STANDARDS INTEGRAL COACH FACTORY, CHENNAI - 600038								
					SHEET 1 OF 1		AAA15430	A3

ALL DIMENSIONS ARE IN mm UNLESS OTHERWISE SPECIFIED. FOR UNTOLERANCED DIMENSIONS AND ROUGHNESS VALUES, REFER DRAWING NO IC/STD-9-0-001.  
ANY MANUAL ALTERATION SHALL AUTOMATICALLY RENDER THIS DRAWING INVALID. WELDING SYMBOLS ARE AS PER IS: 813-1986.

REF.DRG.NO. 3 10113.0.20.120.035

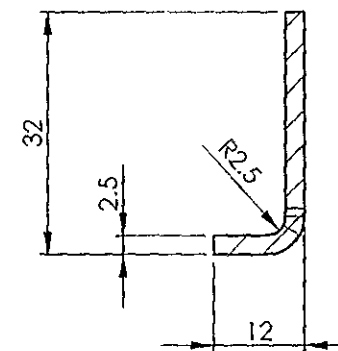
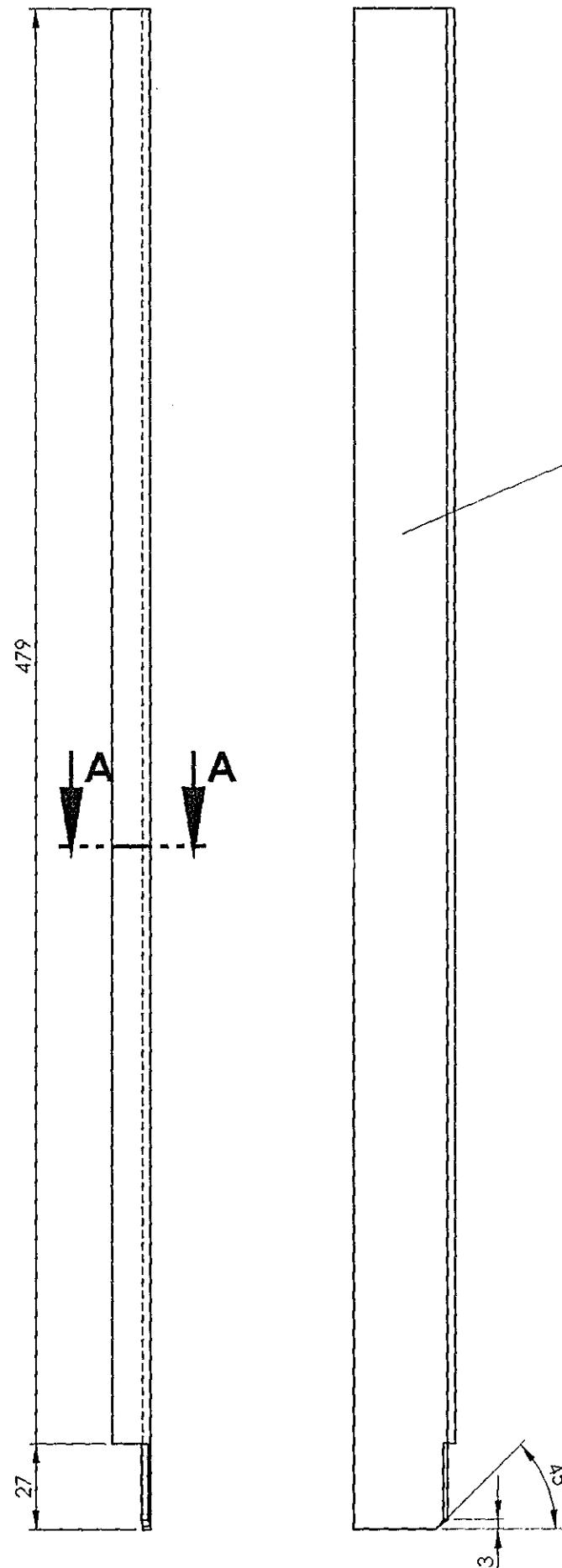
	28-03-2013	
DATE OF LATEST ALT.	DATE OF FIRST ISSUE	A.M.E./S.M.E.

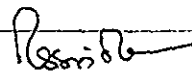

AAA15431

▽ ROUGH MACHINED	① ROUGH CLEANED
▽▽ FINISH MACHINED	② BURRS REMOVED
▽▽▽ FINE FINISH MACHINED	③ CHAMFERED

## REVISIONS

ALT.	ZONE	DESCRIPTION	APPROVED & DATE
------	------	-------------	-----------------

SECTION A-A  
SCALE 1 : 1

1	ANGLE SUPPORT	2.5x39x547	1		RDSO/SPEC C- K201 X2 Cr Ni 12	0.377	
QTY.	DESCRIPTION	DIMENSIONS	ITEM NO.	REF. DRGS	MATL.SPEC.	WT/UNIT IN KGS	REMARKS
GROUP: 1-5		SURFACE AREA IN Sq.m.:0.040			WT/ASSY IN Kgs:0.377		
ANGLE SUPPORT					SCALE	SSF/D	
					1:2	CHD	
					ALT.	ALTD	
						DRN	
INDIAN RAILWAY STANDARDS  INTEGRAL COACH FACTORY, CHENNAI - 600038				SHEET 1 OF 1			A3
					AAA15431		

ALL DIMENSIONS ARE IN mm UNLESS OTHERWISE SPECIFIED. FOR UNTOLERANCED DIMENSIONS AND ROUGHNESS VALUES, REFER DRAWING NO ICF/STD-9-0-001.  
ANY MANUAL ALTERATION SHALL AUTOMATICALLY RENDER THIS DRAWING INVALID. WELDING SYMBOLS ARE AS PER IS: 813-1986.

REF.DRG.NO. 3 10113.0.20.120.182

	28-03-2013	
DATE OF LATEST ALT.	DATE OF FIRST ISSUE	A.M.E./S.M.E.

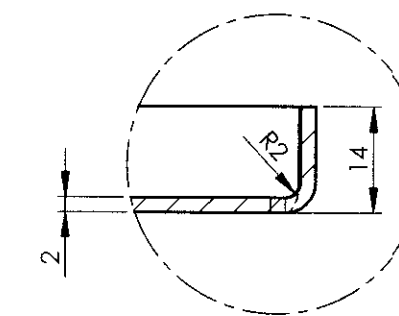
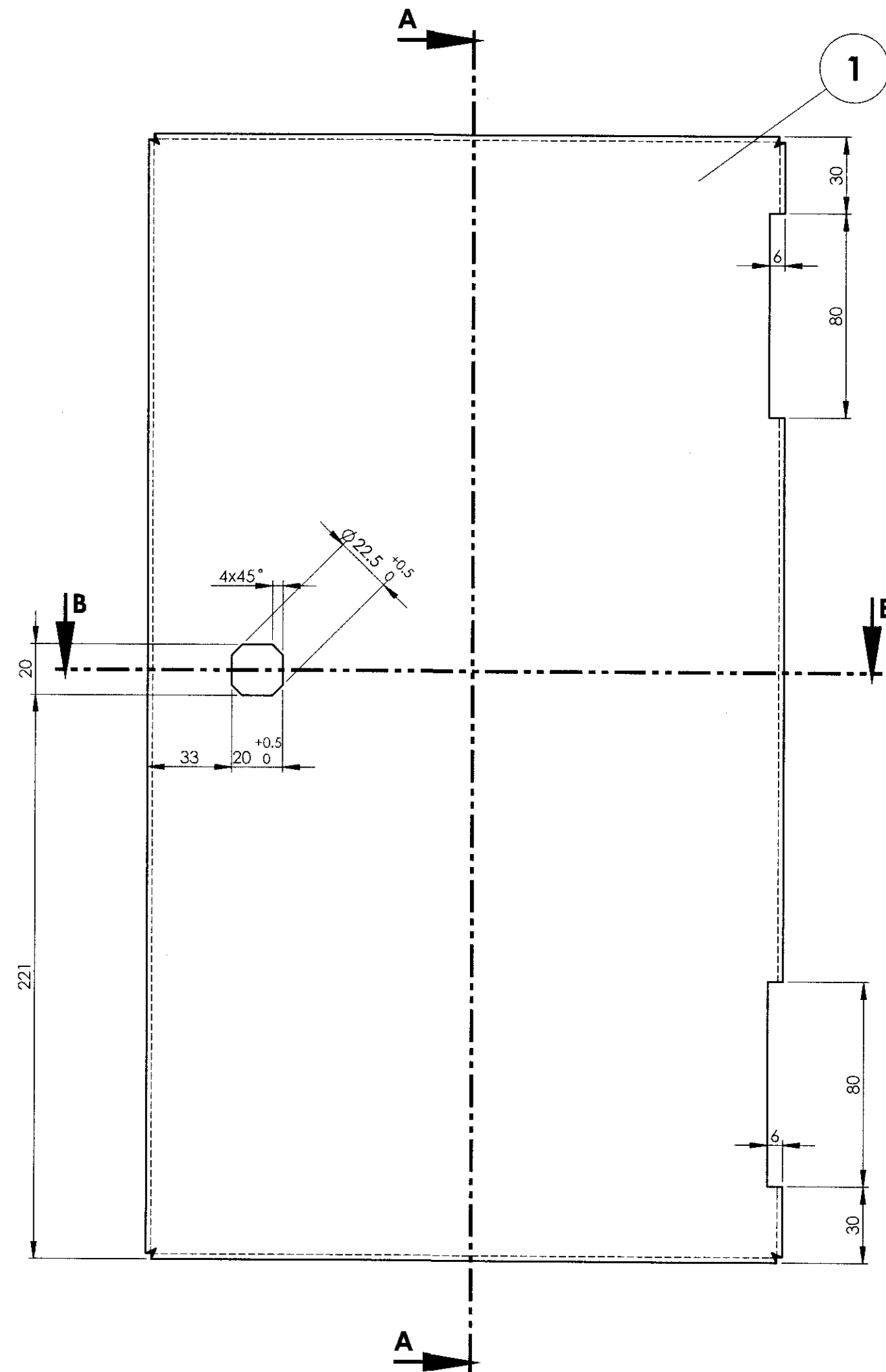
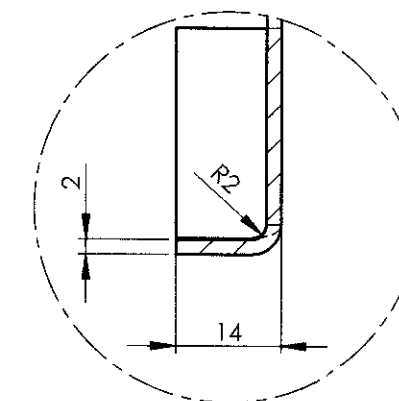
AAA15432

▽ ROUGH MACHINED  
▽▽ FINISH MACHINED  
▽▽▽ FINE FINISH MACHINED

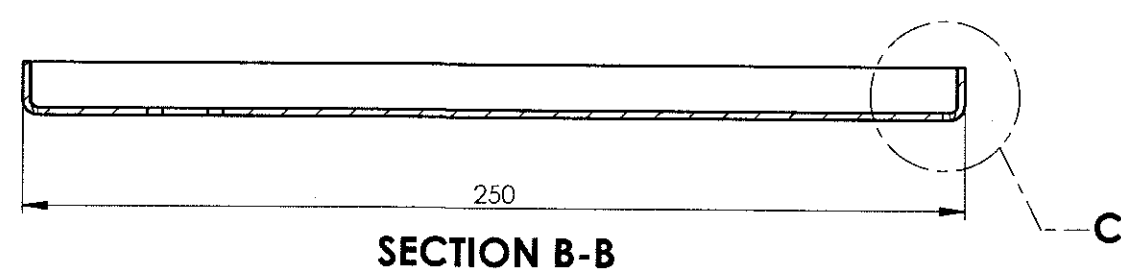
① ROUGH CLEANED  
①b BURRS REMOVED  
①8 CHAMFERED

## REVISIONS

ALT.	ZONE	DESCRIPTION	APPROVED & DATE
a		HINGE CUTAWAY SIZE & LOCATION REVISED.	N.K. 26-02-2020

DETAIL C  
SCALE 1 : 1DETAIL D  
SCALE 1 : 1

SECTION A-A



SECTION B-B

ALL DIMENSIONS ARE IN mm UNLESS OTHERWISE SPECIFIED. FOR UNTOLERANCED DIMENSIONS AND ROUGHNESS VALUES, REFER DRAWING NO. ICF/STD-9-0001.  
ANY MANUAL ALTERATION SHALL AUTOMATICALLY RENDER THIS DRAWING INVALID. WELDING SYMBOLS ARE AS PER IS813-1986.

REF.DRG.NO.

26-02-2020	-03-2013	N.K.
DATE OF LATEST ALT.	DATE OF FIRST ISSUE	AME/SME

1	SHUTTER	2x266.5x457.5	1		RDSO/SPEC C-K201 X2 Cr Ni 12	1.949	
Default	DESCRIPTION	DIMENSIONS	ITEM NO.	REF. DRGS	MATL.SPEC.	WT/UNIT IN KGS	REMARKS
GROUP: 1-5 End Construction					SURFACE AREA IN Sq.m.: 0.247		
SHUTTER					SCALE 1:2	SSE/D CHD	H. Irshath Ahamed
					ALT a	ALTD DRN	B.SARAVANAN
INDIAN RAILWAY STANDARDS					SHEET 1 OF 1		
INTEGRAL COACH FACTORY, CHENNAI - 600038					AAA15432		
					A2		

AAA15433

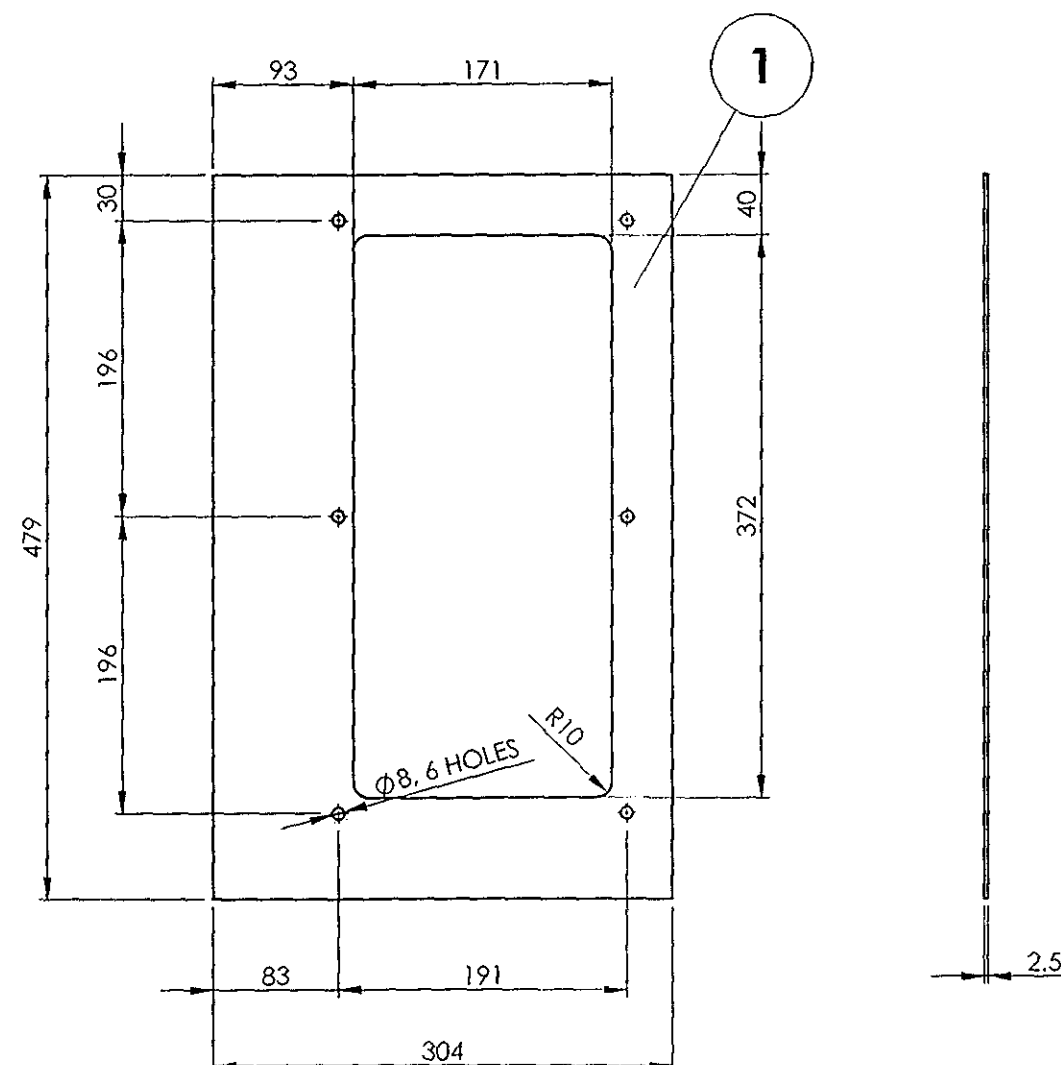
▽ ROUGH MACHINED	⊖ ROUGH CLEANED
▽▽ FINISH MACHINED	⊖⊖ BURRS REMOVED
▽▽▽ FINE FINISH MACHINED	⊖⊖⊖ CHAMFERED

## REVISIONS

ALT.

ZONE

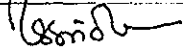
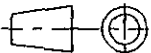
DESCRIPTION

APPROVED &  
DATE

ALL DIMENSIONS ARE IN mm UNLESS OTHERWISE SPECIFIED. FOR UNTOLERANCED DIMENSIONS AND ROUGHNESS VALUES, REFER DRAWING NO ICF/STD-9-0-001.  
ANY MANUAL ALTERATION SHALL AUTOMATICALLY RENDER THIS DRAWING INVALID. WELDING SYMBOLS ARE AS PER IS: 813-1986.

REF.DRG.NO.3 10113.0.20.120.183\_B

28-03-2013	28-03-2013	AME/SME
DATE OF LATEST ALT.	DATE OF FIRST ISSUE	AME/SME

1	BRACKET	2.5x304x479	1		RDSO/SPEC C-K201 X2 Cr Ni 12	1.636		
QTY.	DESCRIPTION	DIMENSIONS	ITEM NO.	REF. DRGS	MATL.SPEC.	WT/UNIT IN KGS	REMARKS	
GROUP: 1-5 END CONSTRUCTION		SURFACE AREA IN Sq.m.:0.171			WT/ASSY IN Kgs: 1.636			
BRACKET					SCALE	SSE/D		
					1:5	CHD		
					ALT.	ALTD		
						DRN	B.SARAVANAN	
INDIAN RAILWAY STANDARDS INTEGRAL COACH FACTORY, CHENNAI - 600038								
					SHEET 1 OF 1		AAA15433	A3

AAA15465

▽ ROUGH MACHINED

⊖ ROUGH CLEANED

▽▽ FINISH MACHINED

⊖⊖ BURRS REMOVED

▽▽▽ FINE FINISH MACHINED

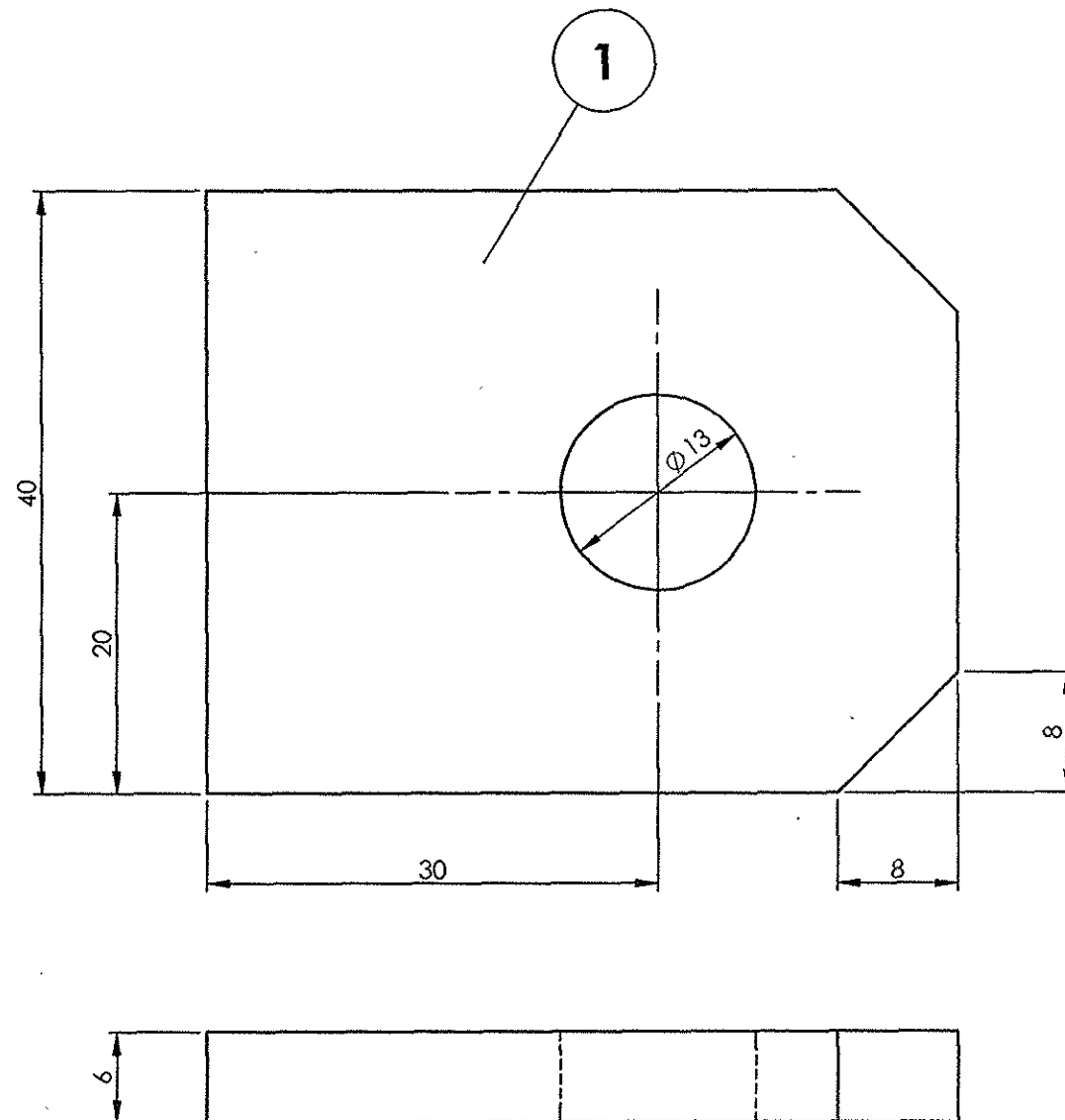
⊖⊖⊖ CHAMFERED

REVISIONS

ALT.

ZONE

DESCRIPTION

APPROVED &  
DATE

1	GROUNDING FLAP	6x40x50	1		RDSO/SPEC C-K201 X2CrNi12	0.087	
QTY.	DESCRIPTION	DIMENSIONS	ITEM NO.	REF. DRGS	MATL.SPEC.	WT/UNIT IN KGS	REMARKS
GROUP: 1-5 END CONSTRUCTION				SURFACE AREA IN Sq.m.:0.005		WT/ASSY IN Kgs:0.087	
GROUNDING FLAP					SCALE	SSE/D	H. Irshath Ahamed
					2:1	CHD	
					ALT.	ALTD	
INDIAN RAILWAY STANDARDS INTEGRAL COACH FACTORY, CHENNAI - 600038						DRN	H. Irshath Ahamed
					SHEET 1 OF 1		
						AAA15465	A3

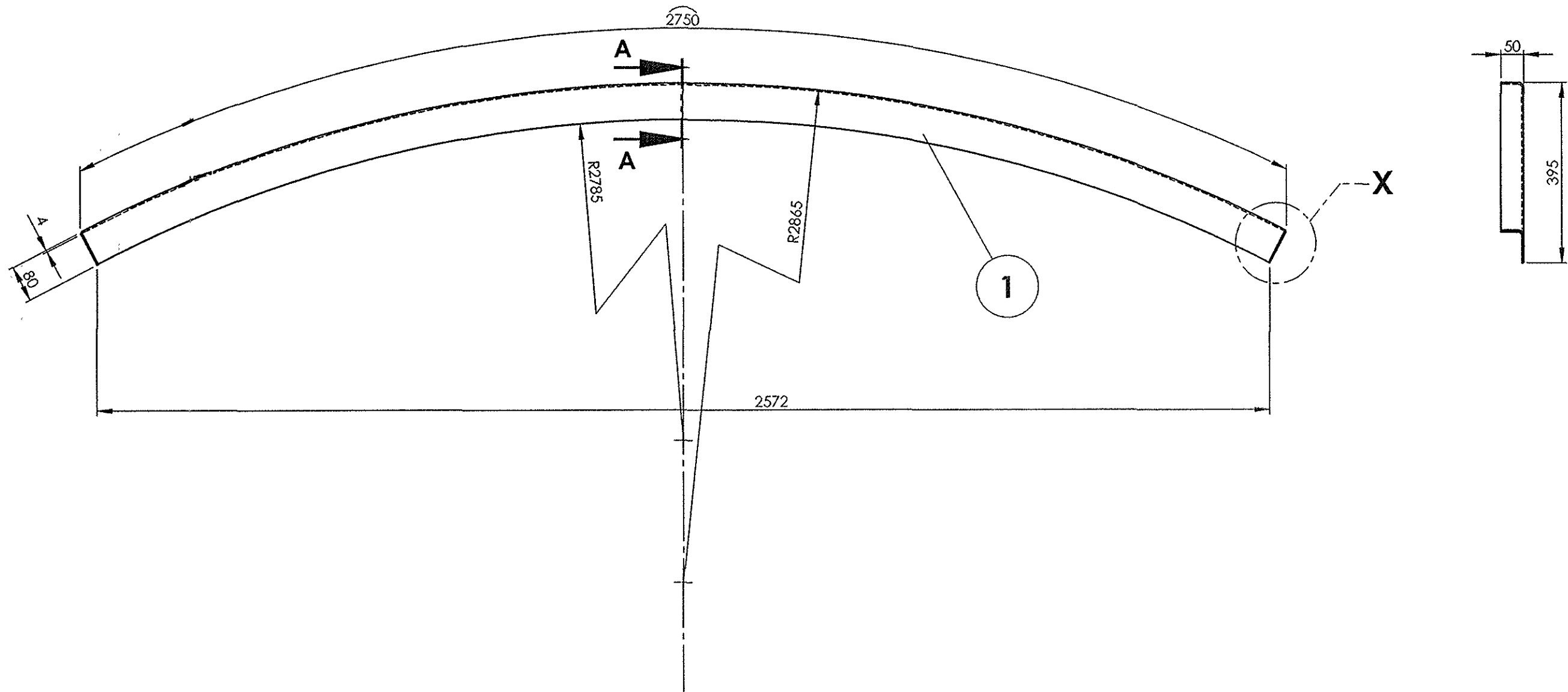
	12-06-2013	
DATE OF LATEST ALT.	DATE OF FIRST ISSUE	AME/SME

REF.DRG.NO.4 10113.0.20.095.103

AAA15467

▽ ROUGH MACHINED	⊖ ROUGH CLEANED
▽▽ FINISH MACHINED	⊖b BURRS REMOVED
▽▽▽ FINE FINISH MACHINED	⊖b CHAMFERED

REVISIONS				APPROVED & DATE	
ALT.	ZONE	DESCRIPTION			



SECTION A-A  
SCALE 1 : 2

DETAIL X  
SCALE 1 : 2

SECTION B-B  
SCALE 1 : 1

ALL DIMENSIONS ARE IN mm UNLESS OTHERWISE SPECIFIED. FOR UNTOLERANCED DIMENSIONS AND ROUGHNESS VALUES, REFER DRAWING NO ICF/STD-9-0-001. ANY MANUAL ALTERATION SHALL AUTOMATICALLY RENDER THIS DRAWING INVALID. WELDING SYMBOLS ARE AS PER IS:813-1986.

REF.DRG.NO.2 10113.0.20.120.114

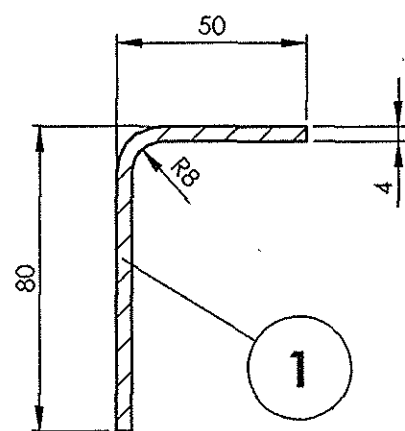
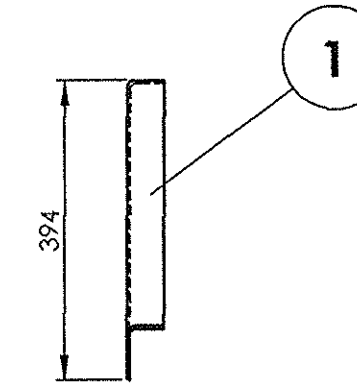
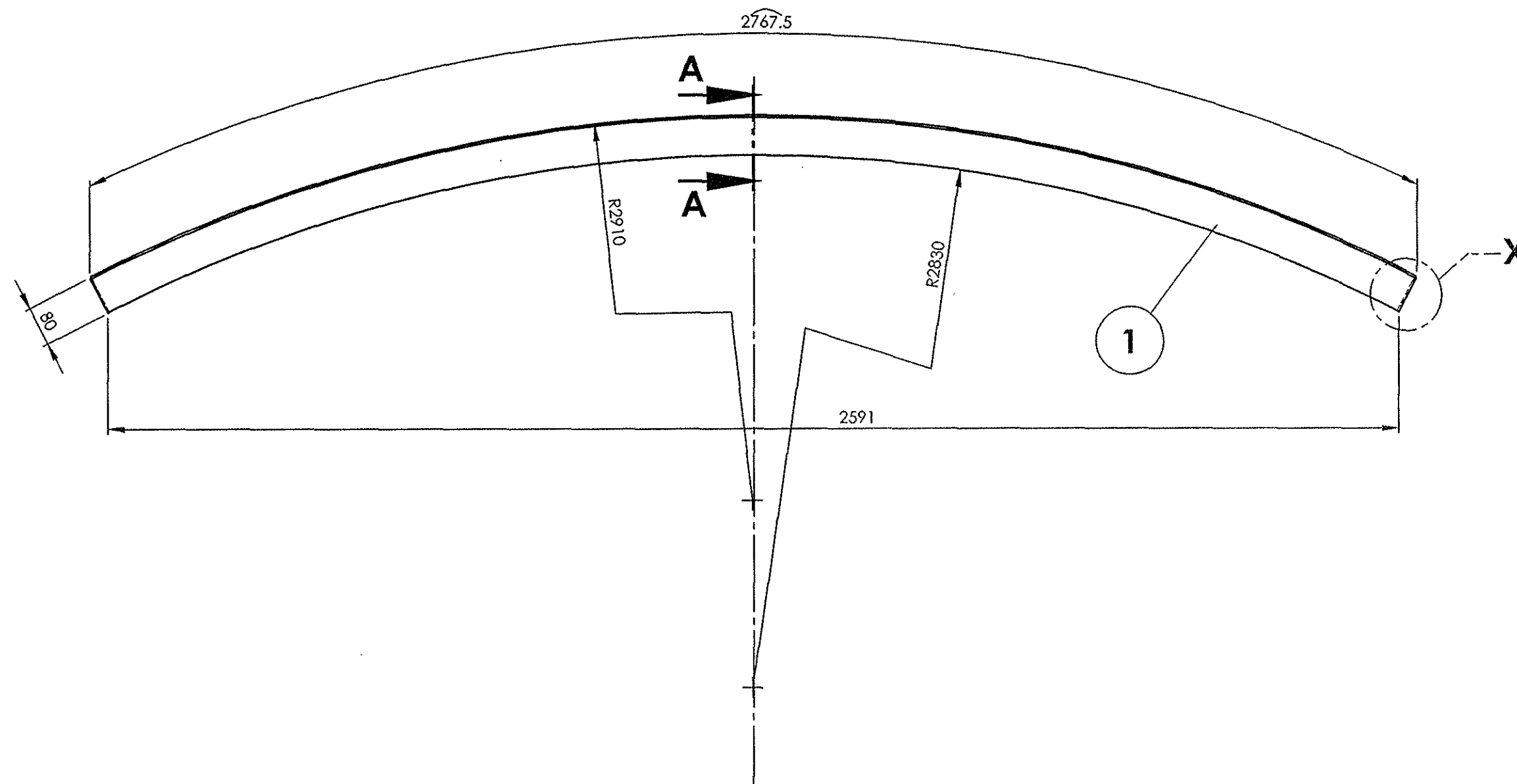
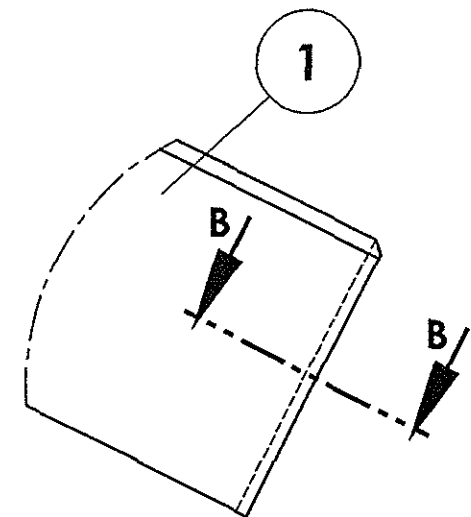
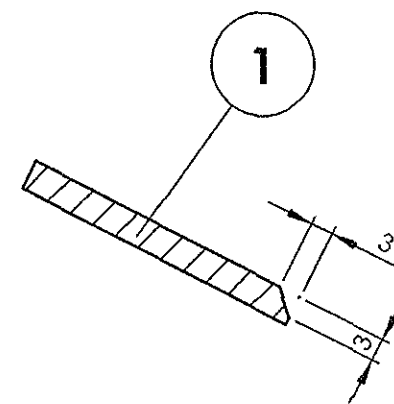
DATE OF LATEST ALT.	12-06-2013	AME/SME
---------------------	------------	---------

1	ARCH	4x122x2750	1		RDSO/SPEC C-K201 X2CrNi12	10.600	
QTY.	DESCRIPTION	DIMENSIONS	ITEM NO.	REF. DRGS	MATL.SPEC.	WT/UNIT IN KGS	REMARKS
GROUP: 1-5 END CONSTRUCTION				SURFACE AREA IN Sq.m.: 0.685		WT/ASSY IN Kgs: 10.600	
ARCH					SCALE 1:10	SSE/D	Suprem
					ALT	CHD	
					ALT	ALTD	
					DRN	DRN	H.Irshath Ahamed
INDIAN RAILWAY STANDARDS					SHEET 1 OF 1		
INTEGRAL COACH FACTORY, CHENNAI - 600038					AAA15467		
					A2		

AAA15468

▽ ROUGH MACHINED	① ROUGH CLEANED
▽▽ FINISH MACHINED	② BURRS REMOVED
▽▽▽ FINE FINISH MACHINED	③ CHAMFERED

REVISIONS				APPROVED & DATE	
ALT.	ZONE	DESCRIPTION			

SECTION A-A  
SCALE 1 : 2DETAIL X  
SCALE 1 : 2SECTION B-B  
SCALE 1 : 1

ALL DIMENSIONS ARE IN mm UNLESS OTHERWISE SPECIFIED. FOR UNTOLERANCED DIMENSIONS AND ROUGHNESS VALUES, REFER DRAWING NO. ICF/STD-9-0-001.  
ANY MANUAL ALTERATION SHALL AUTOMATICALLY RENDER THIS DRAWING INVALID. WELDING SYMBOLS ARE AS PER IS:813:1986.

REF.DRG.NO.2 10113.0.20.120.147

DATE OF LATEST ALT.	12-06-2013	AME/SME
---------------------	------------	---------

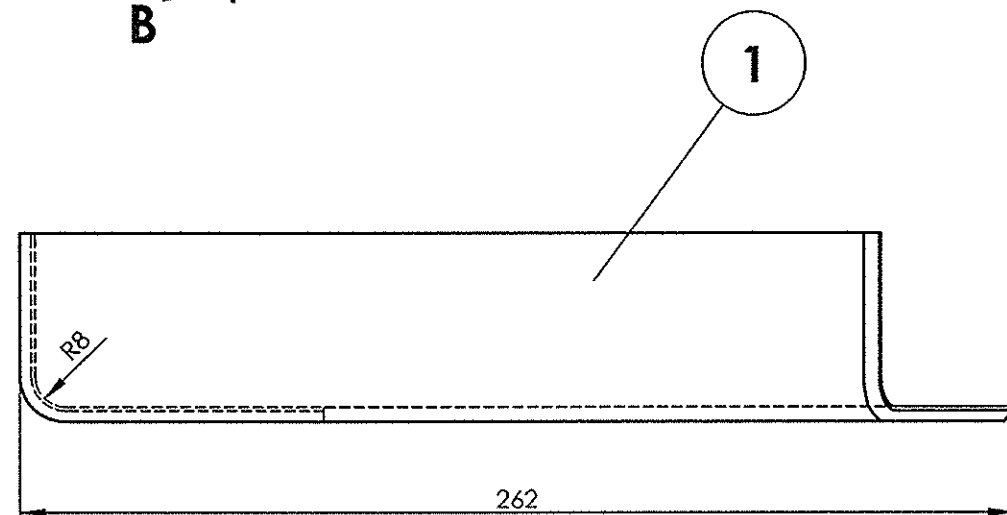
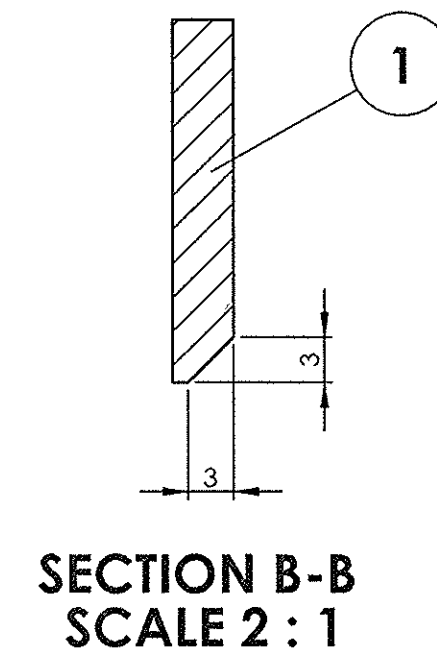
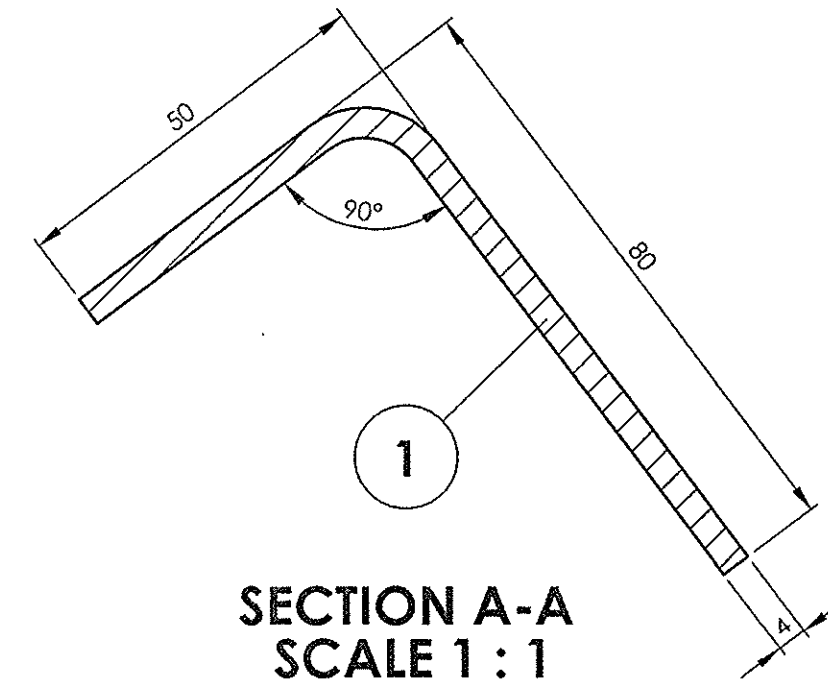
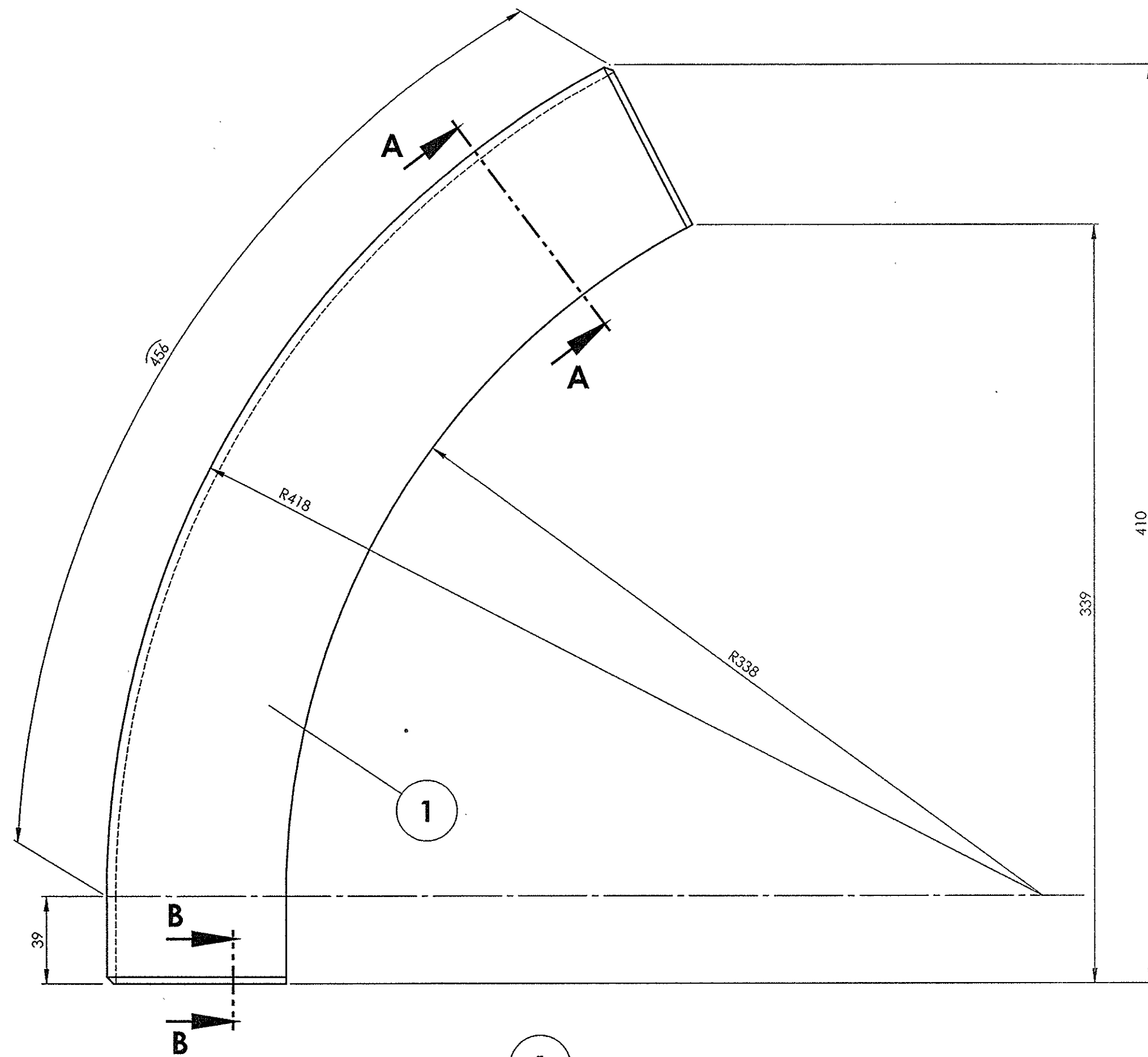
1	ARCH	4x122x2767.5	1		RDSO/SPEC C-K201 X2CrNi12	10.669	
QTY.	DESCRIPTION	DIMENSIONS	ITEM NO.	REF. DRGS	MATL.SPEC.	WT/UNIT IN KGS	REMARKS
GROUP: 1-5 END CONSTRUCTION				SURFACE AREA IN Sq.m.: 0.690		WT/ASSY IN Kgs: 10.669	
ARCH					SCALE 1:10	SSE/D	As per spec
					ALT	ALTD	
					DRN		H.Irshath Ahamed
INDIAN RAILWAY STANDARDS					SHEET 1 OF 1		
INTEGRAL COACH FACTORY, CHENNAI - 600038					AAA15468		
					A2		



AAA15469

▽ ROUGH MACHINED	① ROUGH CLEANED
▽▽ FINISH MACHINED	② BURRS REMOVED
▽▽▽ FINE FINISH MACHINED	③ CHAMFERED

REVISIONS			
ALT.	ZONE	DESCRIPTION	APPROVED & DATE



ALL DIMENSIONS ARE IN mm UNLESS OTHERWISE SPECIFIED. FOR UNTOLERANCED DIMENSIONS AND ROUGHNESS VALUES, REFER DRAWING NO ICF/STD-9-0001.  
ANY MANUAL ALTERATION SHALL AUTOMATICALLY RENDER THIS DRAWING INVALID. WELDING SYMBOLS ARE AS PER IS:813-1986.

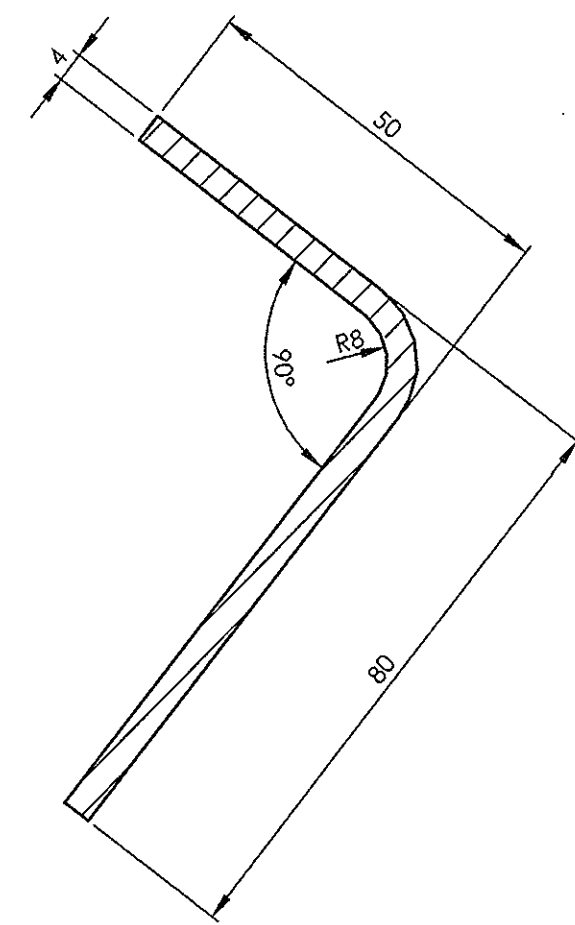
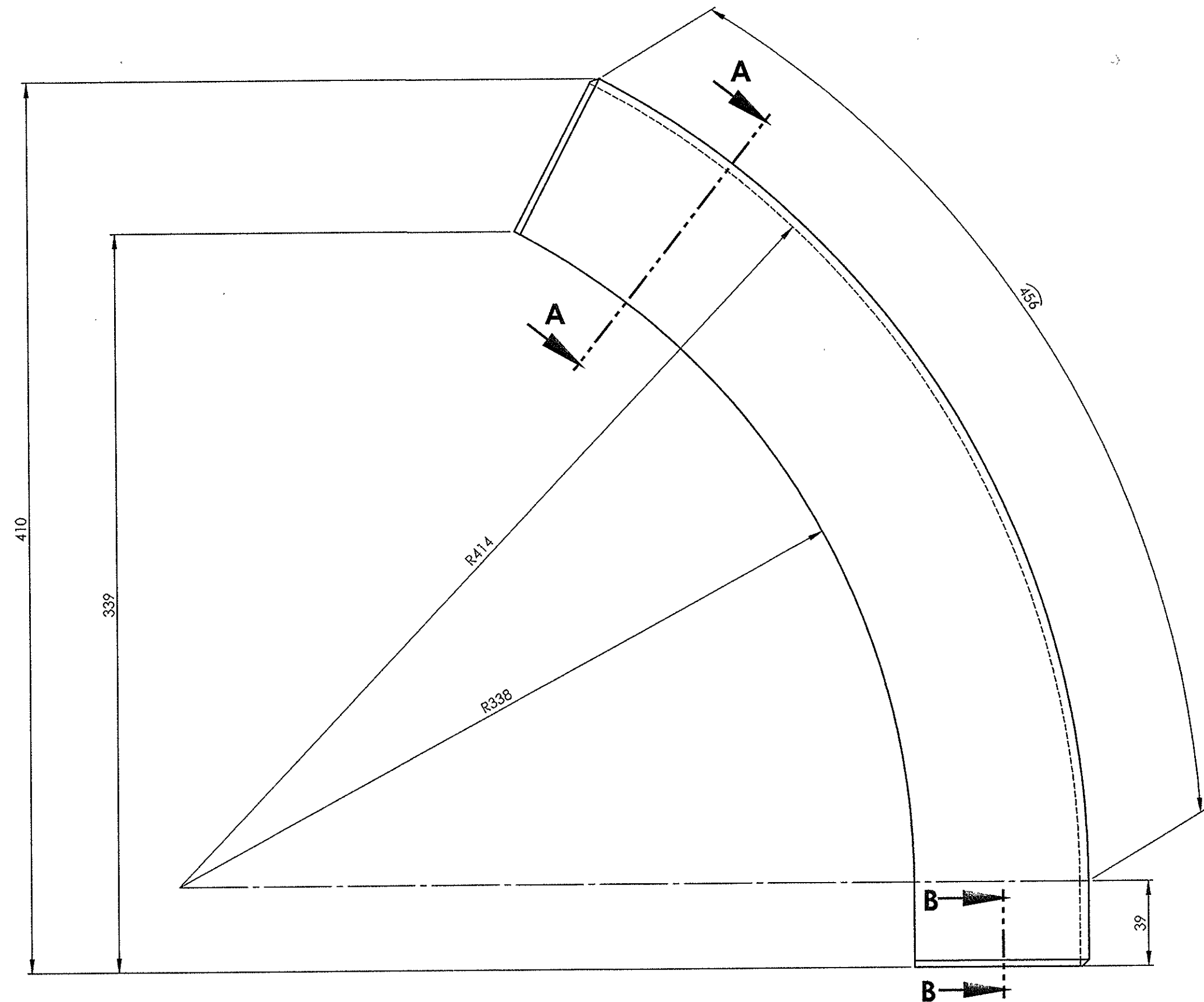
REF.DRG.NO.2 10113.0.20.120.168

DATE OF LATEST ALT.	12-06-2013	AME/SME
---------------------	------------	---------

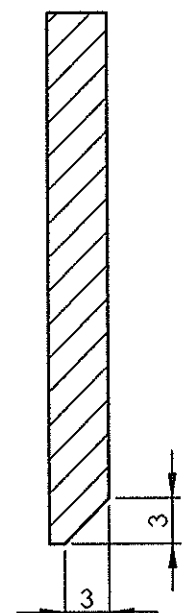
1	ARCH	4x122x495	1		RDSO/SPEC C-K201 X2CrNi12	1.804	
QTY.	DESCRIPTION	DIMENSIONS	ITEM NO.	REF. DRGS	MATL.SPEC.	WT/UNIT IN KGS	REMARKS
GROUP: 1-5 END CONSTRUCTION				SURFACE AREA IN Sq.m.:0.117		WT/ASSY IN Kgs:1.804	
ARCH					SCALE 1:2	SSE/D	hishmasad
						CHD	
					ALT	ALTD	
						DRN	H.Irshath Ahamed
INDIAN RAILWAY STANDARDS				SHEET 1 OF 1		AAA15469	
INTEGRAL COACH FACTORY, CHENNAI - 600038						A2	

AAA15470

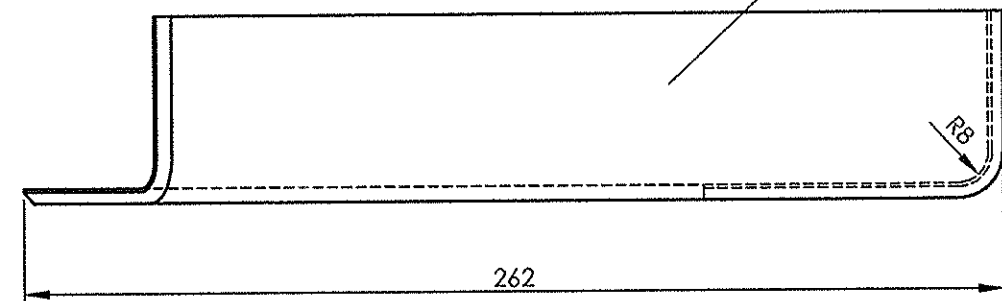
▽ ROUGH MACHINED		① ROUGH CLEANED		REVISIONS			APPROVED & DATE	
▽▽ FINISH MACHINED		② BURRS REMOVED		ALT.	ZONE	DESCRIPTION		
▽▽▽ FINE FINISH MACHINED		③ CHAMFERED		a		THICKNESS CORRECTED FROM 2MM TO 4MM IN BOM		



SECTION A-A  
SCALE 1 : 1



SECTION B-B  
SCALE 2 : 1



ALL DIMENSIONS ARE IN mm UNLESS OTHERWISE SPECIFIED. FOR UNTOLERANCED DIMENSIONS AND ROUGHNESS VALUES, REFER DRAWING NO. ICF/STD-9-0-001. ANY MANUAL ALTERATION SHALL AUTOMATICALLY RENDER THIS DRAWING INVALID. WELDING SYMBOLS ARE AS PER IS:813-1986. WEIGHT GIVEN IN DRAWING IS FOR INDICATIVE PURPOSE ONLY.

REF.DRG.NO.2 10113.0.20.120.169

12/3/17	12-06-2013	AME/SME
DATE OF LATEST ALT.	DATE OF FIRST ISSUE	AME/SME


1	ARCH	4x122x495	1		RDSO/SPEC C-K201 X2CrNi12	1.804		
QTY.	DESCRIPTION	DIMENSIONS	ITEM NO.	REF. DRGS	MATL.SPEC.	WT/UNIT IN KGS	REMARKS	
GROUP: 1-5 END CONSTRUCTION		SURFACE AREA IN Sq.m.: 0.117			WT/ASSY IN Kgs:			
ARCH					SCALE 1:2	SSE/D	CHD	Handwritten signature
					ALT a	ALTD	TIKYA NAIK M	
						DRN	H.Irshath Ahamed	
					INDIAN RAILWAY STANDARDS INTEGRAL COACH FACTORY, CHENNAI - 600038			
AAA15470		A2						

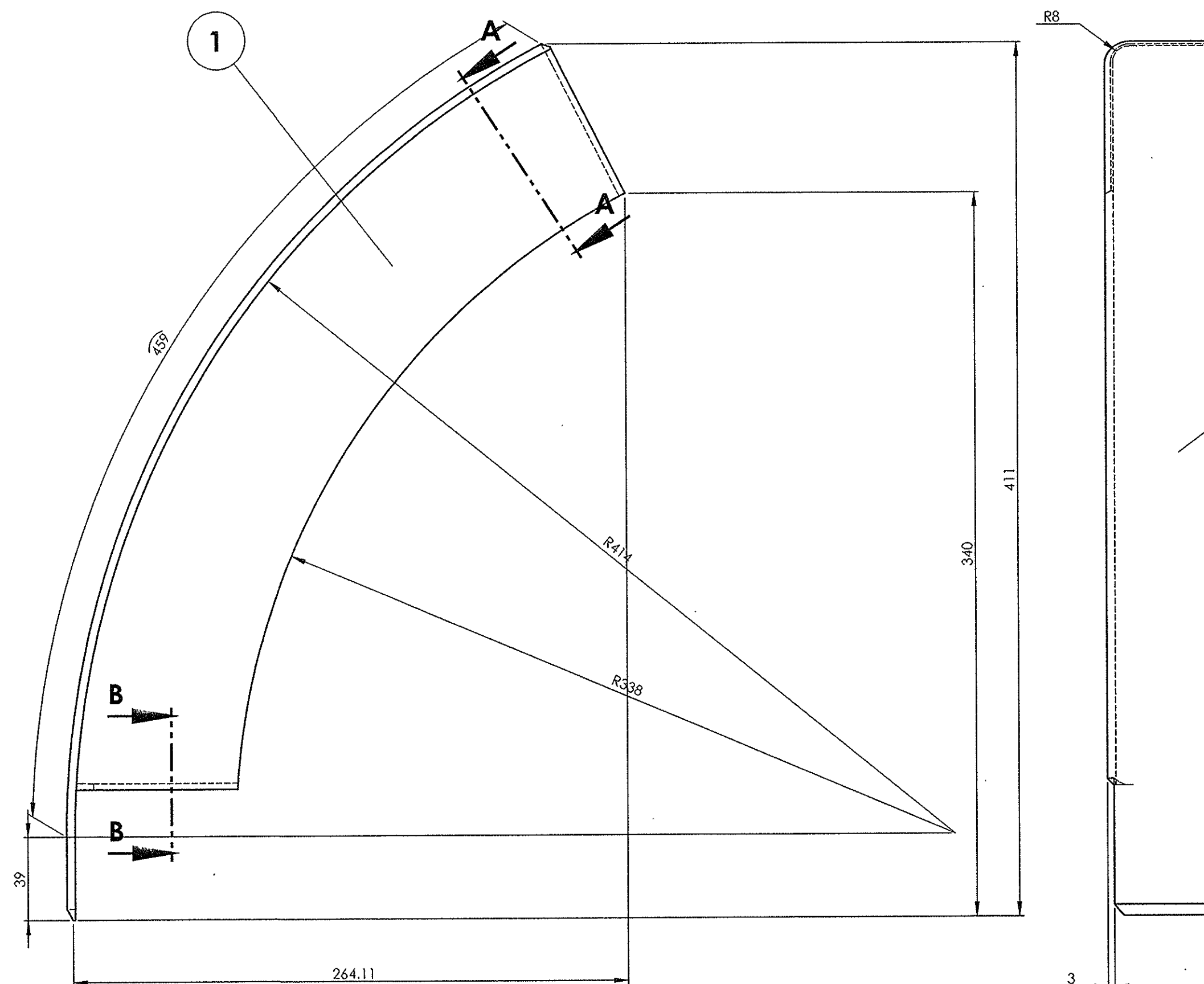
AAA15471

▽ ROUGH MACHINED  
▽▽ FINISH MACHINED  
▽▽▽ FINE FINISH MACHINED

① ROUGH CLEANED  
② BURRS REMOVED  
③ CHAMFERED


REVISIONS


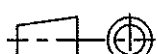
ALT.	ZONE	DESCRIPTION	APPROVED & DATE
a		THICKNESS CORRECTED FROM 2MM TO 4MM IN BOM.	

SECTION A-A  
SCALE 1 : 1SECTION B-B  
SCALE 1 : 1

ALL DIMENSIONS ARE IN mm UNLESS OTHERWISE SPECIFIED. FOR UNTOLERANCED DIMENSIONS AND ROUGHNESS VALUES, REFER DRAWING NO. ICF/STD-9-0-001.  
ANY MANUAL ALTERATION SHALL AUTOMATICALLY RENDER THIS DRAWING INVALID. WELDING SYMBOLS ARE AS PER IS:813-1986. WEIGHT GIVEN IN DRAWING IS FOR INDICATIVE PURPOSE ONLY.

REF.DRG.NO.2 10113.0.20.120.170

17/3/17	06-03-2013	
DATE OF LATEST ALT.	DATE OF FIRST ISSUE	AME/SME

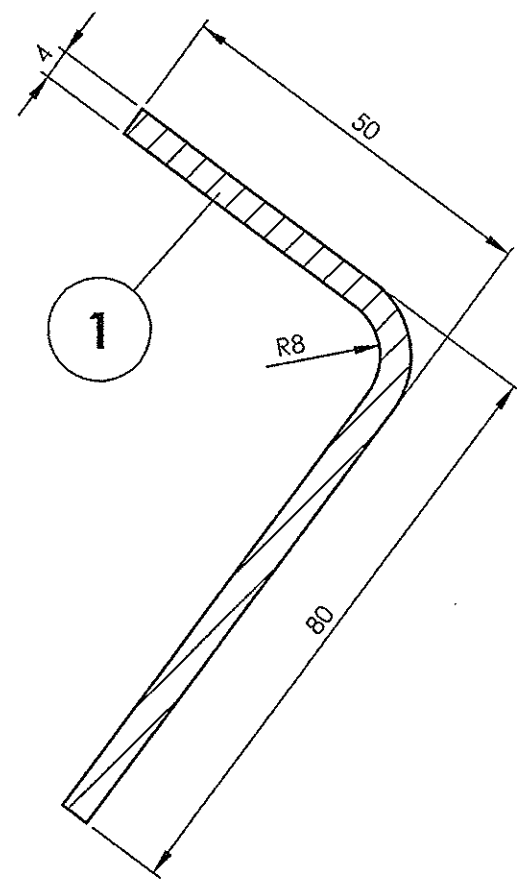
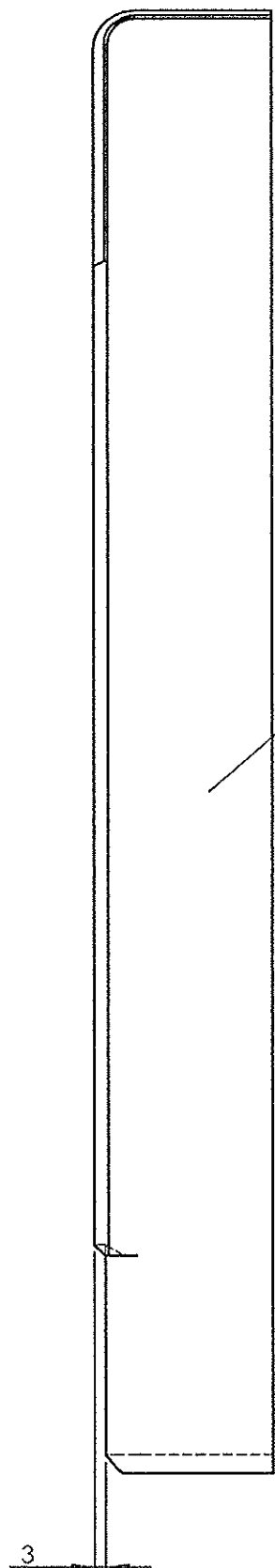
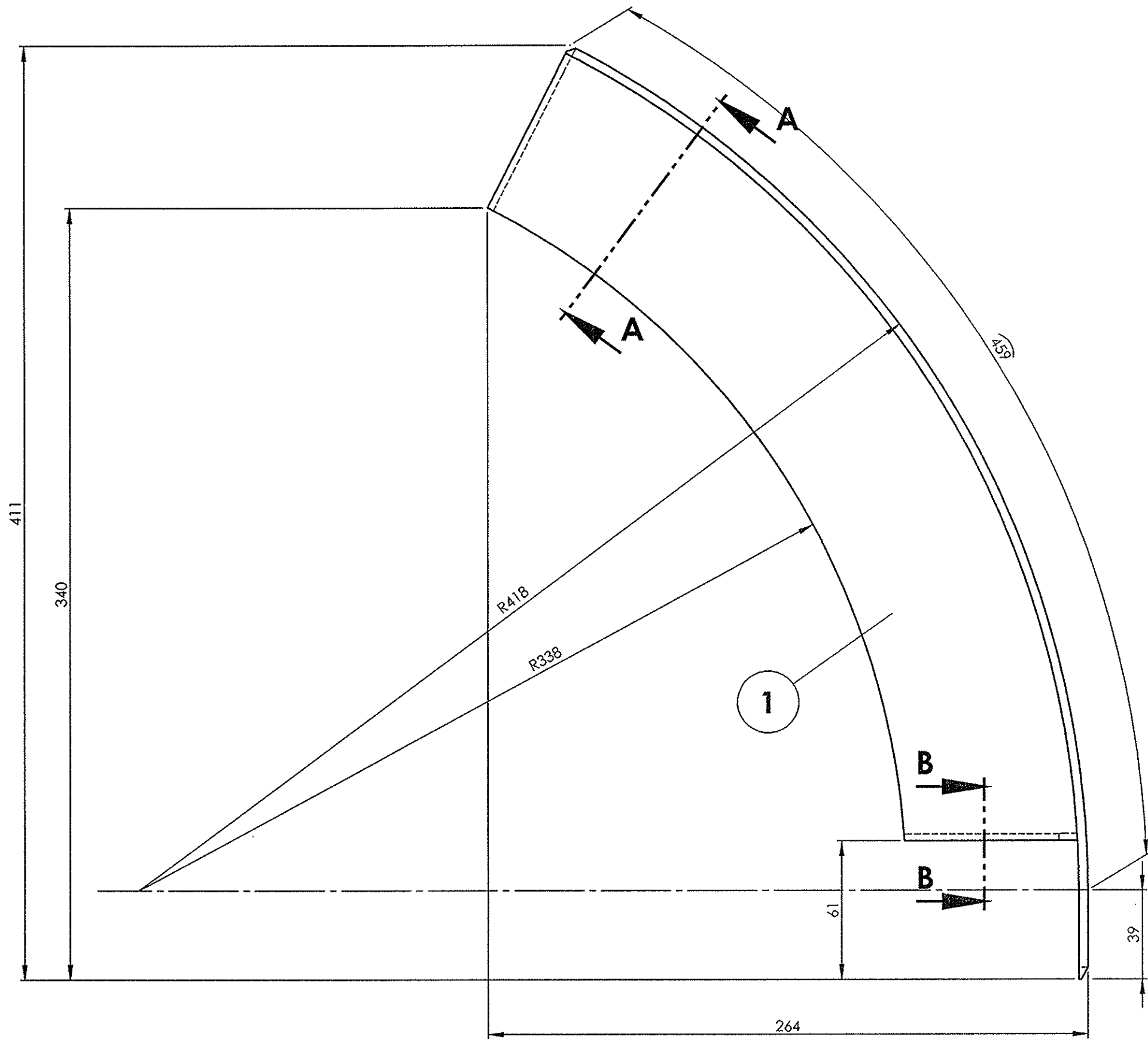
1	ARCH	4x122x498	1		RDSO/SPEC C- K201 X2CrNi12	1.662		
QTY.	DESCRIPTION	DIMENSIONS	ITEM NO.	REF. DRGS	MATL.SPEC.	WT/UNIT IN KGS	REMARKS	
GROUP: 1-5 END CONSTRUCTION			SURFACE AREA IN Sq.m.: 0.109			WT/ASSY IN Kgs:		
ARCH					SCALE 1:2	SSE/D		
						CHD		
					ALT a	ALTD	TIKYA NAIK M	
						DRN	H.Irshath Ahamed	
INDIAN RAILWAY STANDARDS INTEGRAL COACH FACTORY, CHENNAI - 600038			SHEET 1 OF 1				AAA15471	
								A

AAA15472

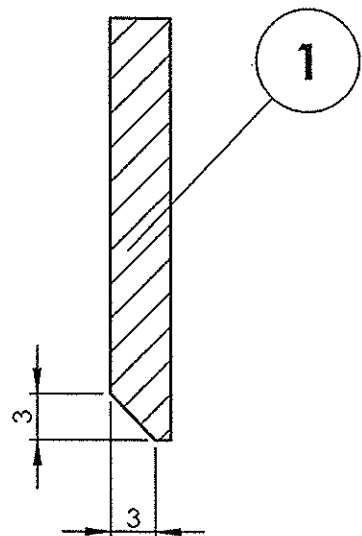
▽ ROUGH MACHINED	⊖ ROUGH CLEANED
▽▽ FINISH MACHINED	⊖⊖ BURRS REMOVED
▽▽▽ FINE FINISH MACHINED	⊖⊖⊖ CHAMFERED

REVISIONS			
ALT.	ZONE	DESCRIPTION	APPROVED & DATE

ALL DIMENSIONS ARE IN mm UNLESS OTHERWISE SPECIFIED. FOR UNTOLERANCED DIMENSIONS AND ROUGHNESS VALUES, REFER DRAWING NO. ICF/STD-9-0-001. ANY MANUAL ALTERATION SHALL AUTOMATICALLY RENDER THIS DRAWING INVALID. WELDING SYMBOLS ARE AS PER IS:813-1986.



SECTION A-A  
SCALE 1 : 1

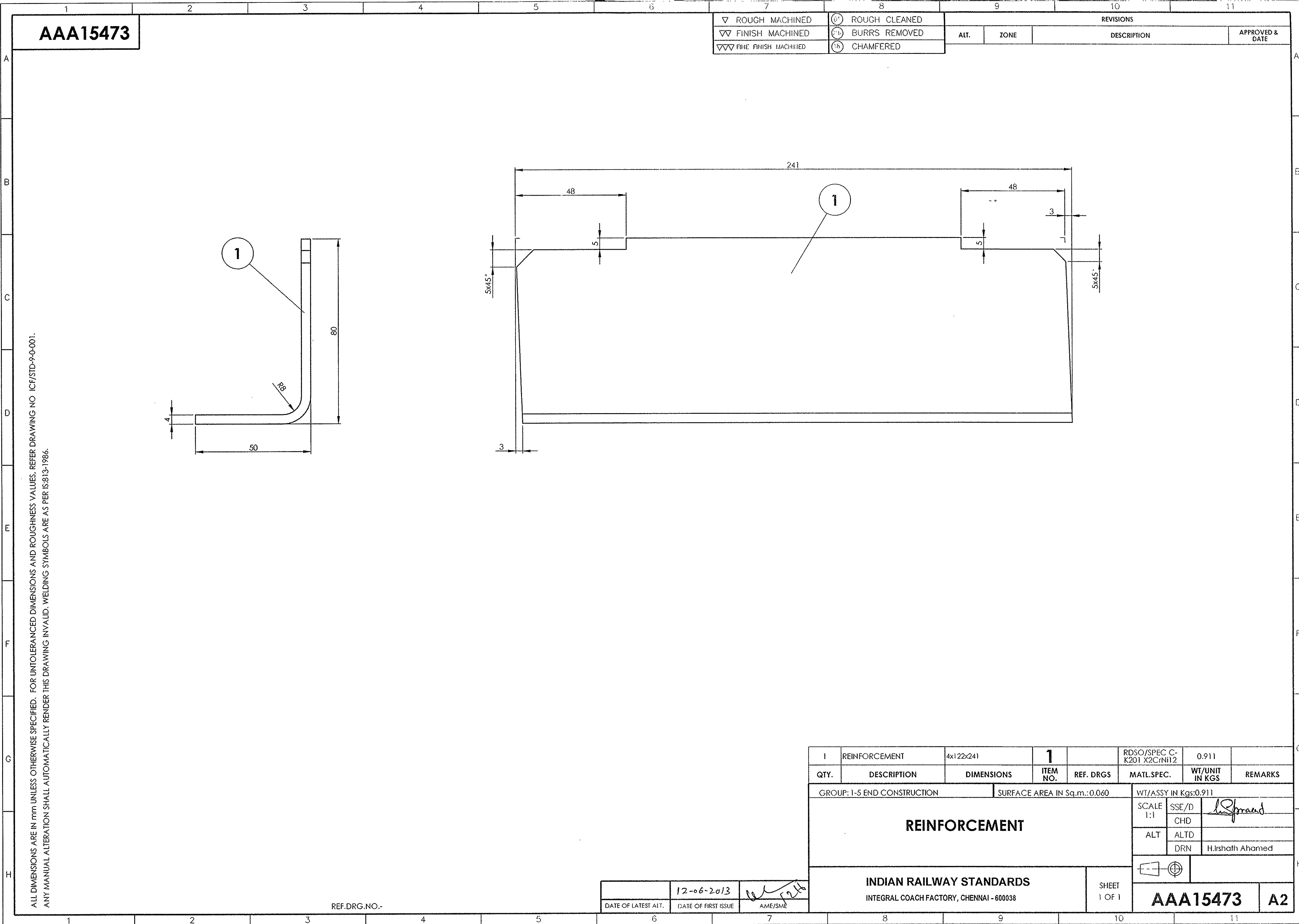


SECTION B-B  
SCALE 2 : 1

1	ARCH	4x122x498	1		RDSO/SPEC C-K201 X2CrNi12	1.662	
QTY.	DESCRIPTION	DIMENSIONS	ITEM NO.	REF. DRGS	MATL.SPEC.	WT/UNIT IN KGS	REMARKS
GROUP: 1-5 END CONSTRUCTION				SURFACE AREA IN Sq.m.: 0.109		WT/ASSY IN Kgs: 1.662	
ARCH					SCALE 1:2	SSE/D	H. Irshath Ahmed
					CHD		
					ALT	ALTD	
					DRN		H. Irshath Ahmed
INDIAN RAILWAY STANDARDS					SHEET 1 OF 1		
INTEGRAL COACH FACTORY, CHENNAI - 600038					AAA15472		A2

REF.DRG.NO.2 10113.0.20.120.171

	12-06-2013	
DATE OF LATEST ALT.	DATE OF FIRST ISSUE	AME/SME



ALL DIMENSIONS ARE IN mm UNLESS OTHERWISE SPECIFIED. FOR UNTOLERANCED DIMENSIONS AND ROUGHNESS VALUES, REFER DRAWING NO. ICF/STD-9-0-001.  
ANY MANUAL ALTERATION SHALL AUTOMATICALLY RENDER THIS DRAWING INVALID. WELDING SYMBOLS ARE AS PER IS813-1986.


▽ ROUGH MACHINED		① ROUGH CLEANED		REVISIONS		
▽▽ FINISH MACHINED		② BURRS REMOVED		ALT.	ZONE	DESCRIPTION
▽▽▽ FINE FINISH MACHINED		③ CHAMFERED				APPROVED & DATE

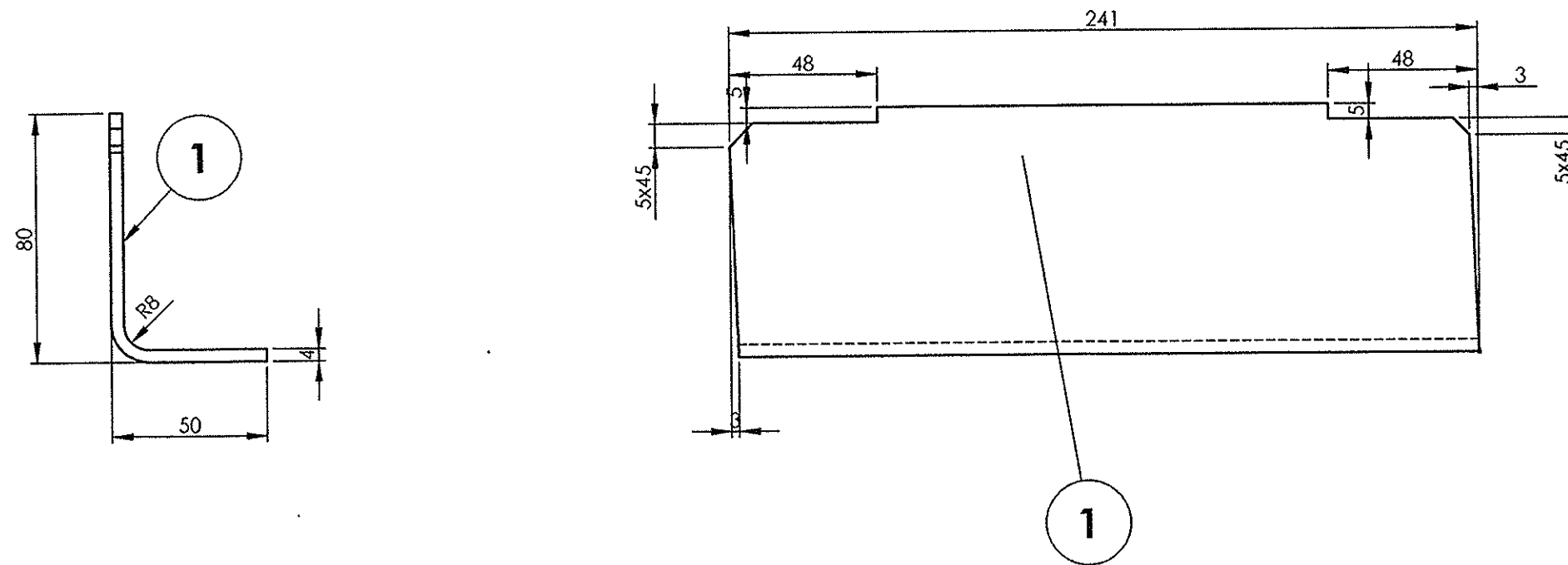
1	REINFORCEMENT	4x122x241	1		RDSO/SPEC C-K201 X2CrNi12	0.911	
QTY.	DESCRIPTION	DIMENSIONS	ITEM NO.	REF. DRGS	MATL.SPEC.	WT/UNIT IN KGS	REMARKS
GROUP: 1-5 END CONSTRUCTION				SURFACE AREA IN Sq.m.: 0.060		WT/ASSY IN Kgs: 0.911	
REINFORCEMENT					SCALE 1:1	SSE/D	H. Irshath Ahmed
					ALT	CHD	
					DRN	ALTD	
					DRN	ALTD	
INDIAN RAILWAY STANDARDS				SHEET 1 OF 1		AAA15473	
INTEGRAL COACH FACTORY, CHENNAI - 600038						A2	

DATE OF LATEST ALT.	12-06-2013	AME/SME
DATE OF FIRST ISSUE		

REF.DRG.NO.-

AAA15474

▽ ROUGH MACHINED	①	ROUGH CLEANED	REVISIONS			
▽▽ FINISH MACHINED	②	BURRS REMOVED	ALT.	ZONE	DESCRIPTION	APPROVED & DATE
▽▽▽ FINE FINISH MACHINED	③	CHAMFERED	a		THICKNESS CORRECTED FROM 2MM TO 4MM.	



1	REINFORCEMENT	4x122x241	1		RDSO/SPEC C- K201 X2CrNi12	0.911	
QTY.	DESCRIPTION	DIMENSIONS	ITEM NO.	REF. DRGS	MATL.SPEC.	WT/UNIT IN KGS	REMARKS
GROUP: I-5 END CONSTRUCTION					SURFACE AREA IN Sq.m.: 0.060		
REINFORCEMENT					WT/ASSY IN Kgs:		
					SCALE 1:2	SSE/D CHD	As per spec
					ALT a	ALTD DRN	TIKYA NAIK M
					H.Irshath Ahamed		
INDIAN RAILWAY STANDARDS					SHEET 1 OF 1		
INTEGRAL COACH FACTORY, CHENNAI - 600038					AAA15474 A2		

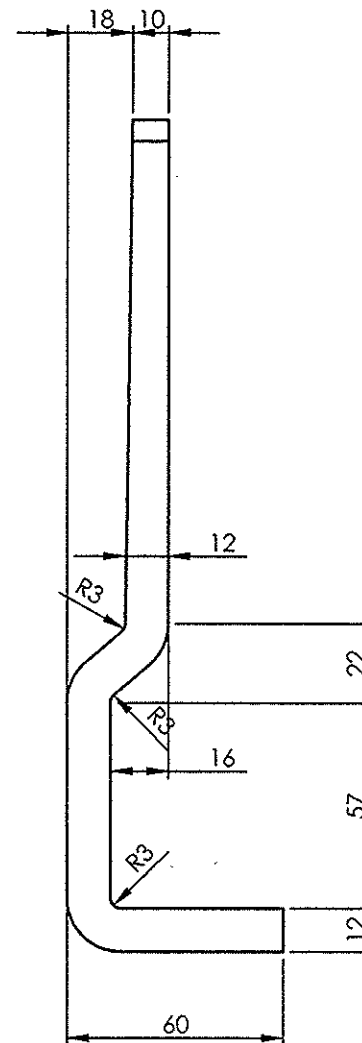
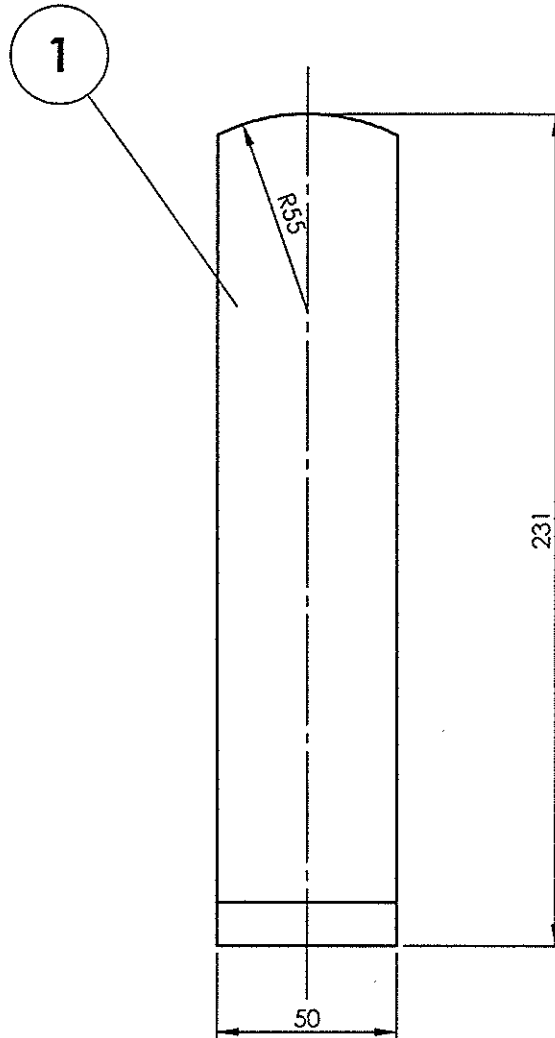
12/3/17	12-06-2013	As per spec
DATE OF LATEST ALT.	DATE OF FIRST ISSUE	NAME/SME

REF.DRG.NO.-

AAA26077

▽ ROUGH MACHINED	③ ROUGH CLEANED
▽▽ FINISH MACHINED	④ BURRS REMOVED
▽▽▽ FINE FINISH MACHINED	⑤ CHAMFERED

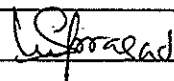
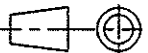
REVISIONS			
ALT.	ZONE	DESCRIPTION	APPROVED & DATE
a		MAT.SPECIFICATION FOR ITEM-1 UPDATED.	-sd-
b		MATERIAL SPECIFICATION ALTD FROM IRS M41-1997 TO SS409M.	-sd-
c		HOLES DELETED.	<i>[Signature]</i>



ALL DIMENSIONS ARE IN mm UNLESS OTHERWISE SPECIFIED. FOR UNTOLERANCED DIMENSIONS AND ROUGHNESS VALUES, REFER DRAWING NO IC/STD 9 0 001.  
ANY MANUAL ALTERATION SHALL AUTOMATICALLY RENDER THIS DRAWING INVALID. WELDING SYMBOLS ARE AS PER IS: 813 1986.  
WEIGHT GIVEN IN DRAWING IS FOR INDICATIVE PURPOSE ONLY


REF.DRG.NO.2 10113.0.10.320.101

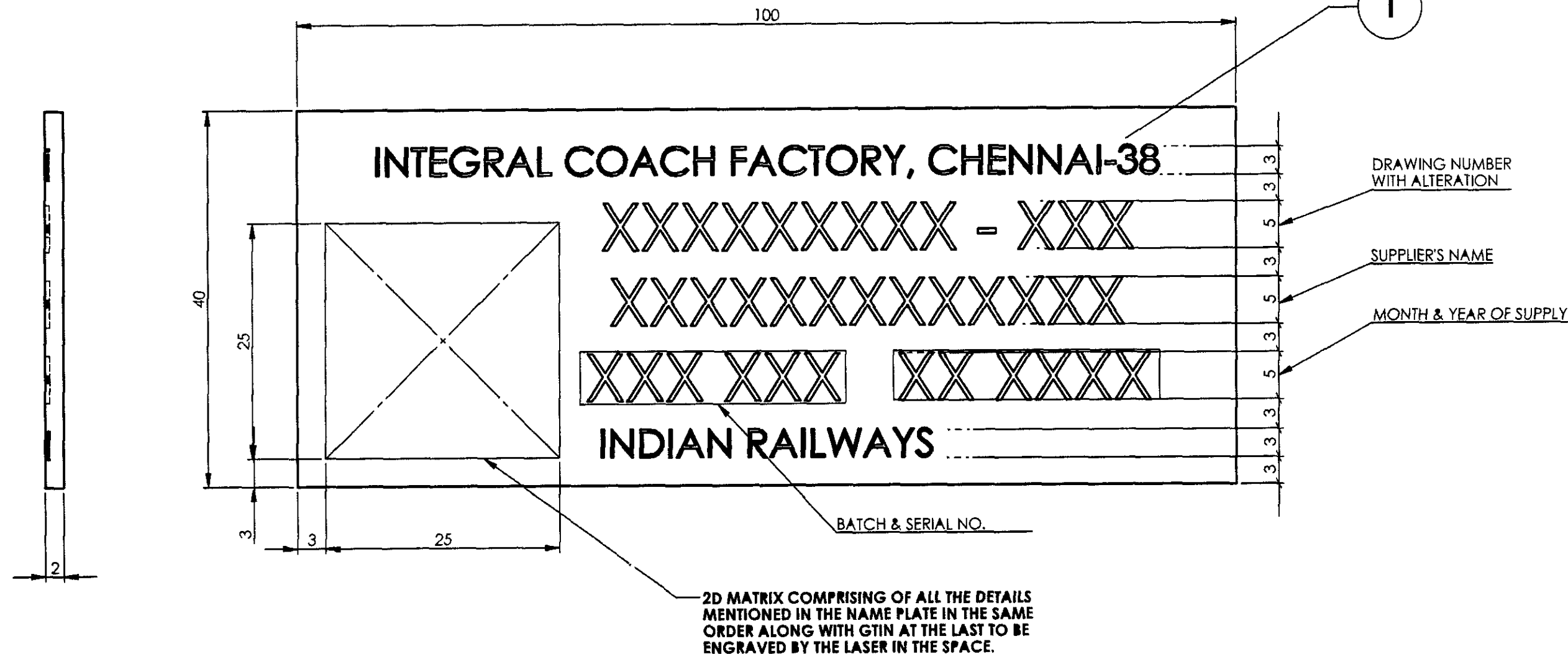
3-04-2017	12-07-2013	<i>[Signature]</i> 3/4
DATE OF LATEST ALT.	DATE OF FIRST ISSUE	NAME/SME

1	BRACKET	12x50x279	1		SS-409M	1.286	
QTY.	DESCRIPTION	DIMENSIONS	ITEM NO.	REF. DRGS	MATL.SPEC.	WT/UNIT IN KGS	REMARKS
GROUP: 2-6		SURFACE AREA IN Sq.m.:0.035			WT/ASSY IN Kgs:		
TAIL LAMP BRACKET					SCALE	SSE/D	
					1:2	CHD	
					ALT.	ALTD	H. Irshath Ahamed
					c	DRN	L.PANDURANGA RAO
INDIAN RAILWAY STANDARDS							
INTEGRAL COACH FACTORY, CHENNAI - 600038					SHEET 1 OF 1		AAA26077
							13

AAA51072

▽ ROUGH MACHINED	① ROUGH CLEANED
▽▽ FINISH MACHINED	①① BURRS REMOVED
▽▽▽ FINE FINISH MACHINED	①①① CHAMFERED



REVISIONS			
ALT.	ZONE	DESCRIPTION	APPROVED & DATE
a		NAME PLATE REVISED.	-sd-
b		DESIGN REVISED.	-sd-
c		BATCH & SERIAL NO. ADDED	-sd-
d		NOTE-2 ADDED.	




**NOTE:**

1. LETTERS TO BE PUNCHED OR ENGRAVED.

2. ALTERNATIVELY AISI-304/SS-304 (X02Cr19Ni10)/IS:6911(X04Cr19Ni9) ALSO ACCEPTABLE.

1	NAME PLATE FOR SUPPLIER IDENTIFICATION	2x40x100	1		RDSO/SPEC C-K201 X2 Cr Ni 12	0.063	\$
QTY	DESCRIPTION	DIMENSIONS	ITEM NO.	REF. DRGS	MATL.SPEC.	WT/UNIT IN KGS	REMARKS
GROUP: 5-1 Body Side Doors		SURFACE AREA IN Sq.m.:0.009			WT/ASSY IN Kgs:		
NAME PLATE FOR SUPPLIER IDENTIFICATION					SCALE	SSE/D	
					2:1	CHD	
					ALT.	ALTD	KUNTI THAKUR
					d	DRN	G. NAGESWARAN
INDIAN RAILWAY STANDARDS							
INTEGRAL COACH FACTORY, CHENNAI - 600038							
					SHEET 1 OF 1	AAA51072	A3

06-07-2024	02.06.2010	
DATE OF LATEST ALT.	DATE OF FIRST ISSUE	AME/SME


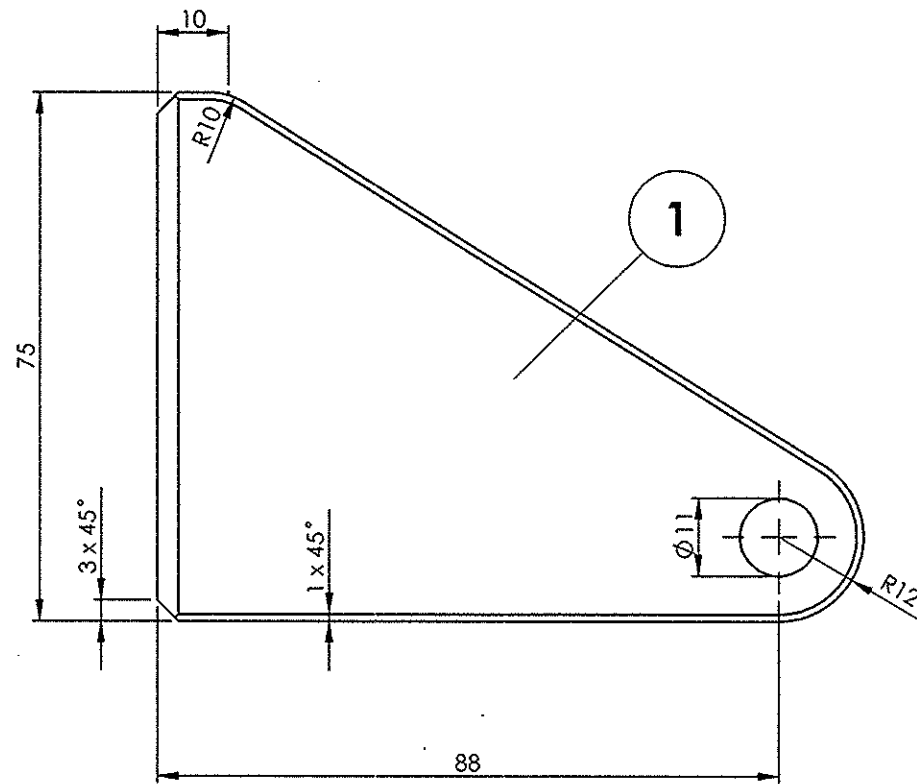
REF.DRG.NO.



AAB15007

▽ ROUGH MACHINED	③ ROUGH CLEANED
▽▽ FINISH MACHINED	③⑤ BURRS REMOVED
▽▽▽ FINE FINISH MACHINED	③⑧ CHAMFERED


REVISIONS			
ALT.	ZONE	DESCRIPTION	APPROVED & DATE



ALL DIMENSIONS ARE IN mm UNLESS OTHERWISE SPECIFIED. FOR UNTOLERANCED DIMENSIONS AND ROUGHNESS VALUES, REFER DRAWING NO ICF/STD-9-0-001.  
ANY MANUAL ALTERATION SHALL AUTOMATICALLY RENDER THIS DRAWING INVALID. WELDING SYMBOLS ARE AS PER IS: 813-1986.  
WEIGHT GIVEN IN DRAWING IS FOR INDICATIVE PURPOSE ONLY

REF.DRG.NO.-

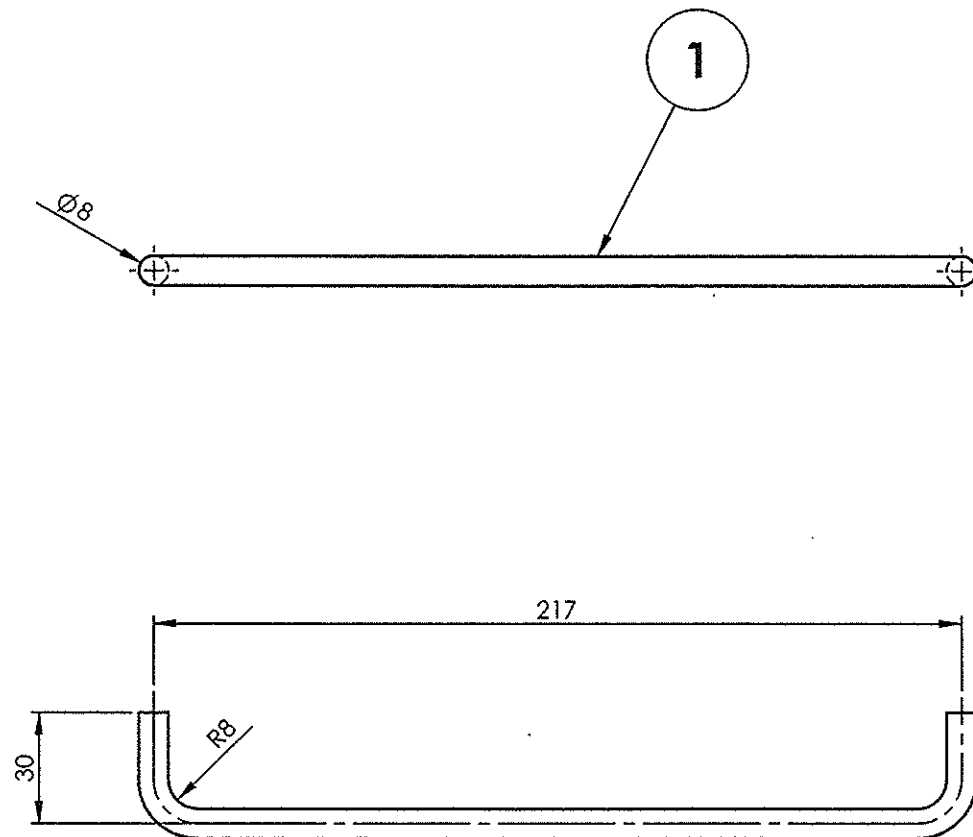
	18-08-17	<i>[Signature]</i>
DATE OF LATEST ALT.	DATE OF FIRST ISSUE	AME/SME


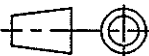
1	BRACKET	16x75x100	1		IS:6911-92; X04Cr19Ni9	0.61	EQUIV. TO AISI-304
QTY.	DESCRIPTION	DIMENSIONS	ITEM NO.	REF. DRGS	MATL.SPEC.	WT/UNIT IN KGS	REMARKS
GROUP: -		SURFACE AREA IN Sq.m.:			WT/ASSY IN Kgs:		
BRACKET					SCALE	SSE/D	
					1:1	CHD	
					ALT.	ALTD	
						DRN	T.J.Kumaravelu
					INDIAN RAILWAY STANDARDS  INTEGRAL COACH FACTORY, CHENNAI - 600038		
SHEET 1 OF 1							
AAB15007							

AAB15116

▽ ROUGH MACHINED	① ROUGH CLEANED
▽▽ FINISH MACHINED	①b BURRS REMOVED
▽▽▽ FINE FINISH MACHINED	①8 CHAMFERED


REVISIONS				APPROVED & DATE	
ALT.	ZONE	DESCRIPTION			





1	CABLE TIE ROD	ø8x267	1		AIISI-304	0.11	
QTY.	DESCRIPTION	DIMENSIONS	ITEM NO.	REF. DRGS	MATL.SPEC.	WT/UNIT IN KGS	REMARKS
GROUP: 1-5		SURFACE AREA IN Sq.m.:			WT/ASSY IN Kgs:		
CABLE TIE ROD					SCALE	SSE/D	
					1:2	CHD	
					ALT.	ALTD	
						DRN	T.UKKIRAPANDIAN
INDIAN RAILWAY STANDARDS  INTEGRAL COACH FACTORY, CHENNAI - 600038				SHEET 1 OF 1			
					AAB15116		A3

AAB15177

▽ ROUGH MACHINED	① ROUGH CLEANED
▽▽ FINISH MACHINED	①b BURRS REMOVED
▽▽▽ FINE FINISH MACHINED	①8 CHAMFERED

6		7		8	
REVISIONS					
ALT.	ZONE	DESCRIPTION			APPROVED & DATE
a		RM LENGTH OF ITEM-1 ALTD FROM 420 TO 400.			



1	ELEC CABLE TIE ROD	Ø8 x 400	1		AIISI-304	0.16	
QTY.	DESCRIPTION	DIMENSIONS	ITEM NO.	REF. DRGS	MATL.SPEC.	WT/UNIT IN KGS	REMARKS
GROUP: 1-5		SURFACE AREA IN Sq.m.:			WT/ASSY IN Kgs:		
ELEC CABLE TIE ROD					SCALE 1:2	SSE/D	L. Panduranga
						CHD	
					ALT. a	ALTD	H IRSHATH AHAMED
						DRN	H IRSHATH AHAMED
INDIAN RAILWAY STANDARDS				SHEET 1 OF 1			A3
INTEGRAL COACH FACTORY, CHENNAI - 600038					AAB15177		

ALL DIMENSIONS ARE IN mm UNLESS OTHERWISE SPECIFIED. FOR UNTOLERANCED DIMENSIONS AND ROUGHNESS VALUES, REFER DRAWING NO IC/STD-9-0-001.  
ANY MANUAL ALTERATION SHALL AUTOMATICALLY RENDER THIS DRAWING INVALID. WELDING SYMBOLS ARE AS PER IS: 813-1986.  
WEIGHT GIVEN IN DRAWING IS FOR INDICATIVE PURPOSE ONLY

REF.DRG.NO.-

22-02-2018	05-02-2018	
DATE OF LATEST ALT.	DATE OF FIRST ISSUE	AME/SME

AAB15410

▽ ROUGH MACHINED	① ROUGH CLEANED
▽▽ FINISH MACHINED	①b BURRS REMOVED
▽▽▽ FINE FINISH MACHINED	⑱ CHAMFERED

REVISIONS				APPROVED & DATE	
ALT.	ZONE	DESCRIPTION		DATE	

α2 (LEAK PROOF WELDING)

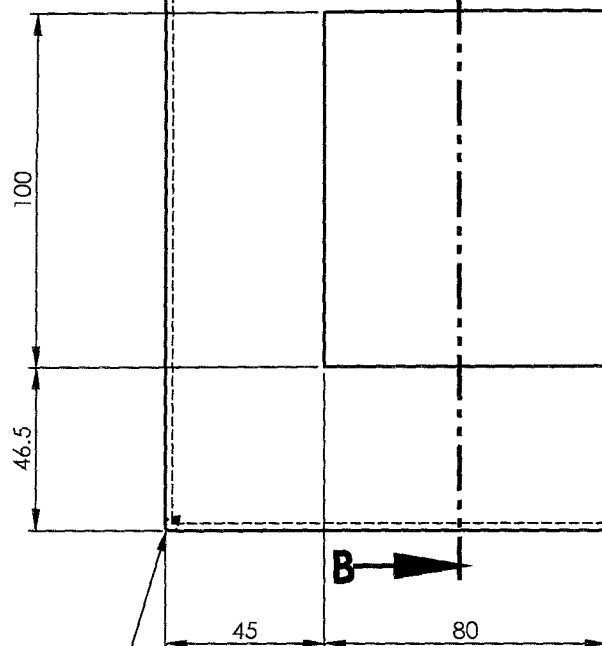
1

B

α2 (LEAK PROOF WELDING)

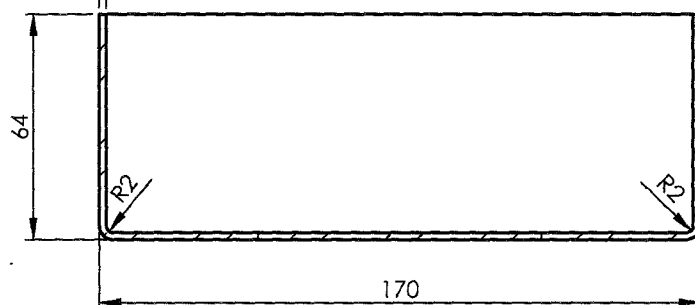
A

A

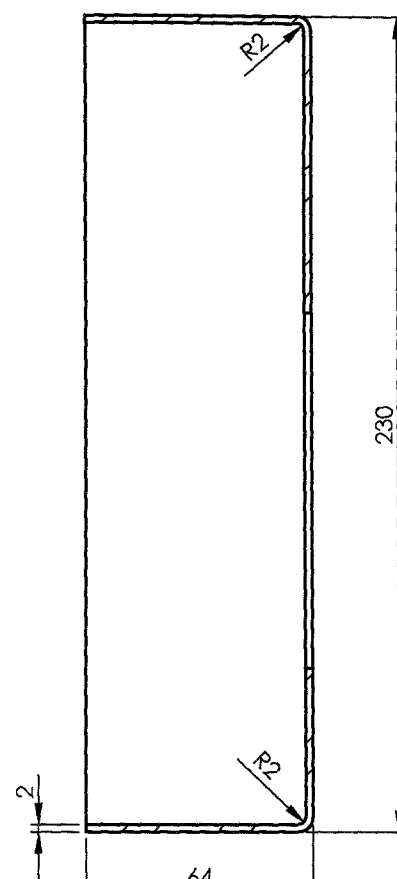


α2 (LEAK PROOF WELDING)

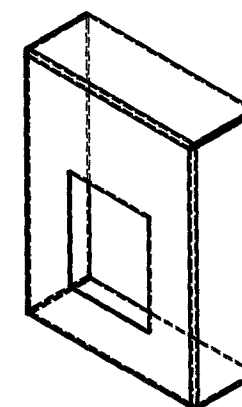
2



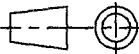
SECTION A-A



SECTION B-B



ISOMETRIC VIEW

1	BRACKET FOR GPS ANTENA	2x292x352	1		ALSI 304	1.27	
QTY.	DESCRIPTION	DIMENSIONS	ITEM NO.	REF. DRGS	MATL.SPEC.	WT/UNIT IN KGS	REMARKS
GROUP: 1-5		SURFACE AREA IN Sq.m.:			WT/ASSY IN Kgs:		
BRACKET FOR GPS ANTENA					SCALE	SSE/D	A-04
					1:2	CHD	
					ALT.	ALTD	
					DRN	V.SURESHBABU	
INDIAN RAILWAY STANDARDS							
INTEGRAL COACH FACTORY, CHENNAI - 600038				SHEET 1 OF 1		AAB15410	
						A3	

ALL DIMENSIONS ARE IN mm UNLESS OTHERWISE SPECIFIED. FOR UNTOLERANCED DIMENSIONS AND ROUGHNESS VALUES, REFER DRAWING NO ICF/STD-9-0-001.  
ANY MANUAL ALTERATION SHALL AUTOMATICALLY RENDER THIS DRAWING INVALID. WELDING SYMBOLS ARE AS PER IS: 813:1986.  
WEIGHT GIVEN IN DRAWING IS FOR INDICATIVE PURPOSE ONLY

REF.DRG.NO.-

	11-08-2018	
DATE OF LATEST ALT.	DATE OF FIRST ISSUE	AME/SME

AAB15423

▽ ROUGH MACHINED  
▽▽ FINISH MACHINED  
▽▽▽ FINE FINISH MACHINED

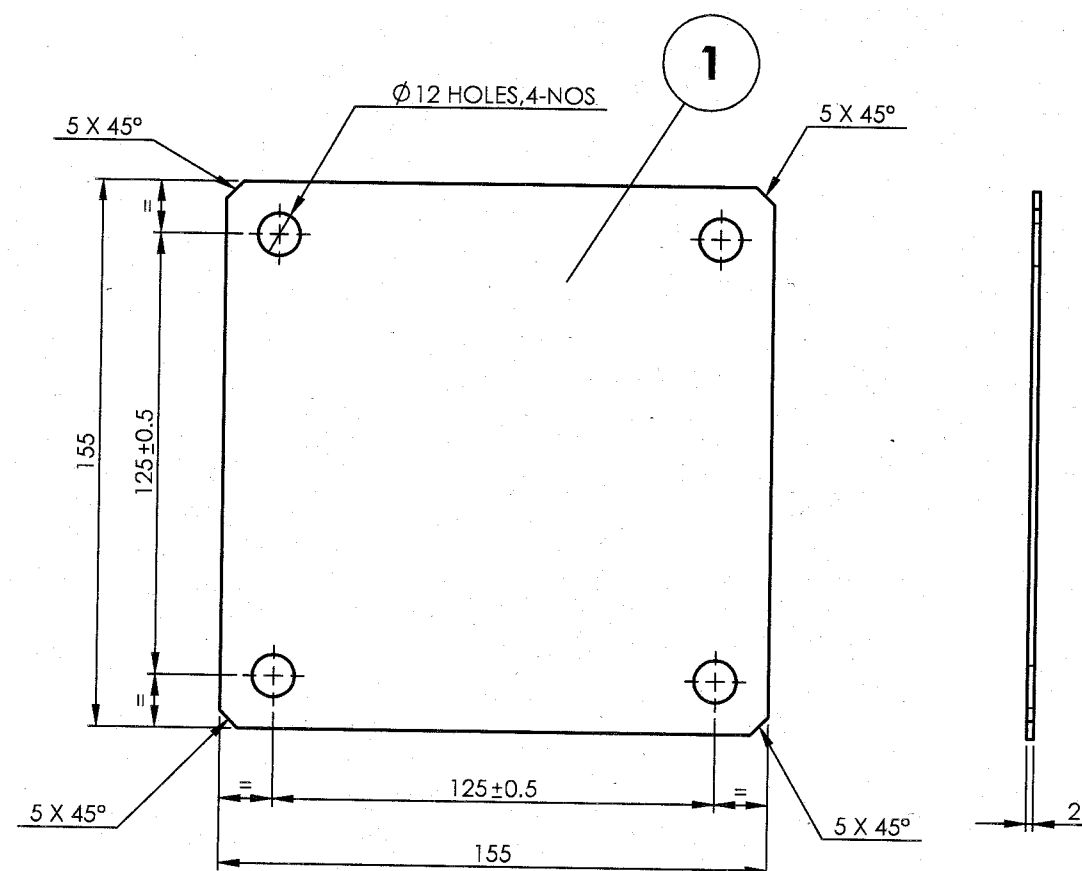
① ROUGH CLEANED  
①b BURRS REMOVED  
⑱ CHAMFERED

## REVISIONS

ALT.

ZONE

DESCRIPTION

APPROVED &  
DATE


ALL DIMENSIONS ARE IN mm UNLESS OTHERWISE SPECIFIED. FOR UNTOLERANCED DIMENSIONS AND ROUGHNESS VALUES, REFER DRAWING NO ICF/STD 9.0.001.  
ANY MANUAL ALTERATION SHALL AUTOMATICALLY RENDER THIS DRAWING INVALID. WELDING SYMBOLS ARE AS PER IS: 813:1986.  
WEIGHT GIVEN IN DRAWING IS FOR INDICATIVE PURPOSE ONLY

REF.DRG.NO.-

DATE OF LATEST ALT.

11-08-2013  
DATE OF FIRST ISSUE

AME/SME

1	CLOSING PIECE FOR GPS ANTENA ASSY	2x155x155	1		AIISI 304	0.38	
QTY.	DESCRIPTION	DIMENSIONS	ITEM NO.	REF. DRGS	MATL.SPEC.	WT/UNIT IN KGS	REMARKS
GROUP: 1-5		SURFACE AREA IN <sup>4</sup> Sq.m.:			WT/ASSY IN Kgs:		
CLOSING PIECE FOR GPS ANTENA ASSY					SCALE	SSE/D	A. ✓
					1:2	CHD	
					ALT.	ALTD	
						DRN	V.SURESHBABU
INDIAN RAILWAY STANDARDS				SHEET			
INTEGRAL COACH FACTORY, CHENNAI - 600038				1 OF 1.			
AAB15423						A3	