

AAA16923

▽ ROUGH MACHINED

⊙ ROUGH CLEANED

▽▽ FINISH MACHINED

⊙⊙ BURRS REMOVED

▽▽▽ FINE FINISH MACHINED

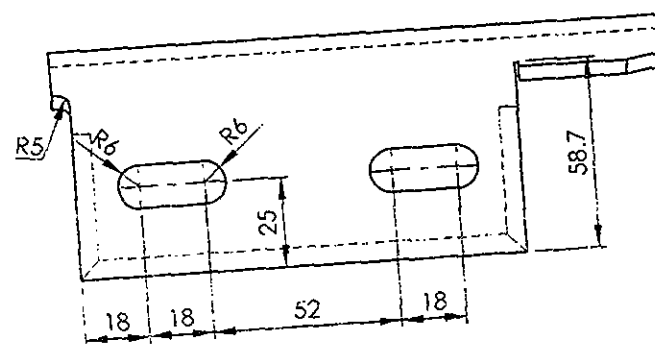
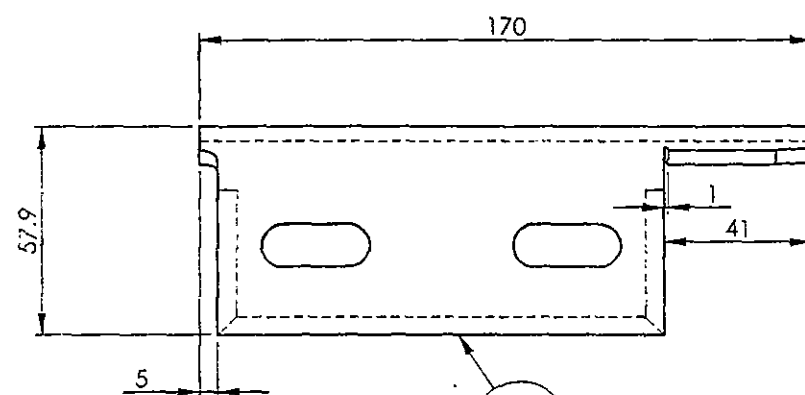
⊙⊙ CHAMFERED

REVISIONS

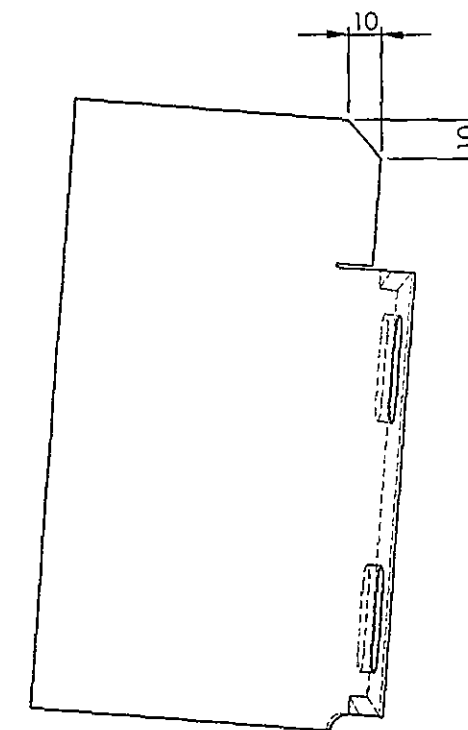
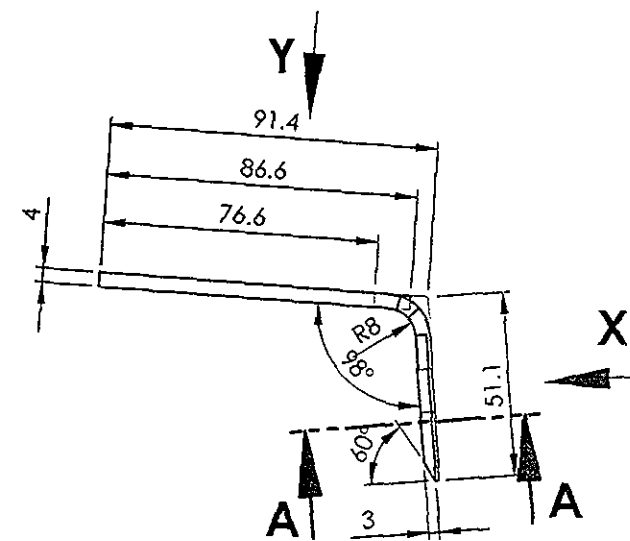
ALT.

ZONE

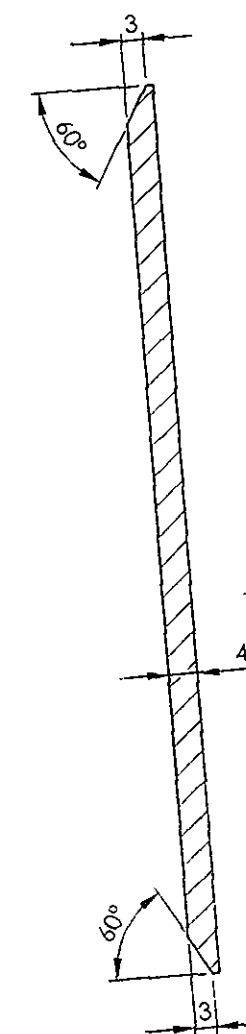
DESCRIPTION

APPROVED &  
DATE

VIEW X




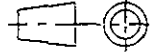
VIEW Y

SECTION A-A  
SCALE 1:1

ALL DIMENSIONS ARE IN mm UNLESS OTHERWISE SPECIFIED. FOR UNTOLERANCED DIMENSIONS AND ROUGHNESS VALUES, REFER DRAWING NO ICT/STD-9 0 001.  
ANY MANUAL ALTERATION SHALL AUTOMATICALLY RENDER THIS DRAWING INVALID. WELDING SYMBOLS ARE AS PER IS: 813-1986.

REF.DRG.NO.3 10113.20.200.113

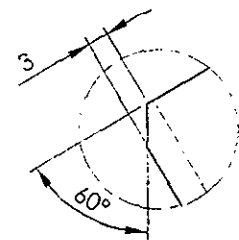
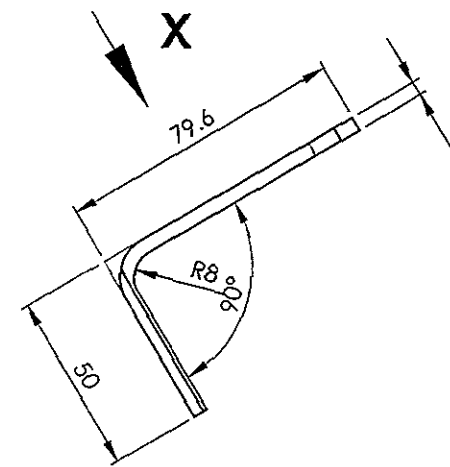

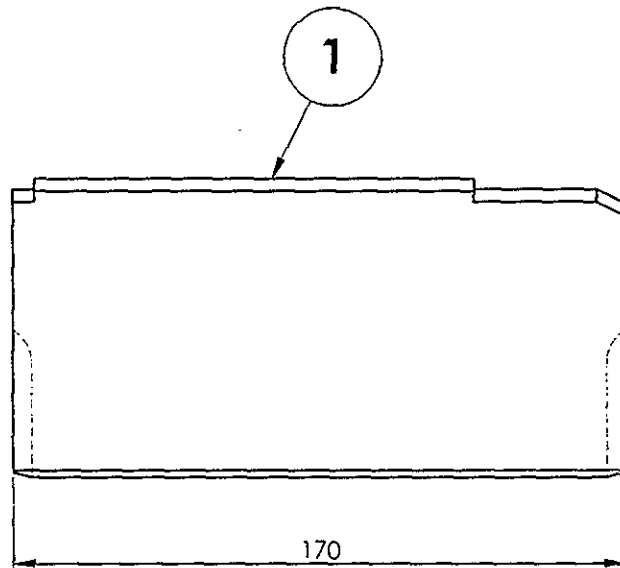
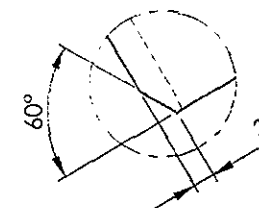
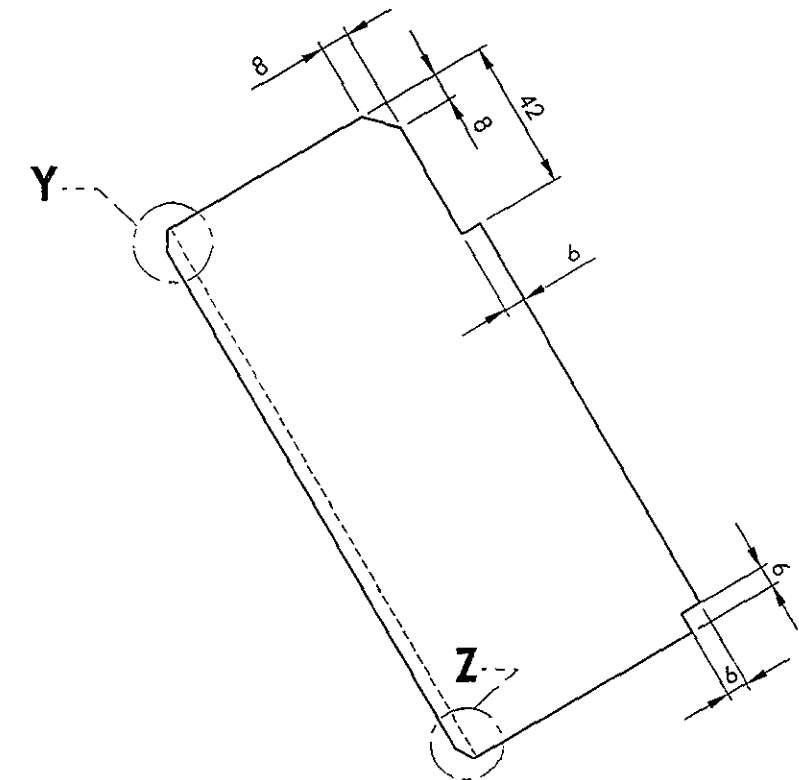
	21-03-2013	Ue 2013
DATE OF LATEST ALT.	DATE OF FIRST ISSUE	AME/SME

1	STIFFENING ANGLE	4 x 136 x 170	1		RDSO/SPEC C- K201 X2 Cr Ti 12	0.631	
QTY.	DESCRIPTION	DIMENSIONS	ITEM NO.	REF. DRGS	MATL.SPEC.	WT/UNIT IN KGS	REMARKS
GROUP: 1-6 ROOF ASSEMBLY		SURFACE AREA IN Sq.m.:0.043			WT/ASSY IN Kgs:0.631		
STIFFENING ANGLE					SCALE	SSE/D	
					1:2	CHD	
					ALT.	ALTD	
						DRN	K.Sriram
INDIAN RAILWAY STANDARDS INTEGRAL COACH FACTORY, CHENNAI - 600038				SHEET 1 OF 1			
					AAA16923		A3

AAA16924

▽ ROUGH MACHINED	③ ROUGH CLEANED
▽▽ FINISH MACHINED	④ BURRS REMOVED
▽▽▽ FINISH MACHINED	⑤ CHAMFERED

REVISIONS			
ALT.	ZONE	DESCRIPTION	APPROVED & DATE

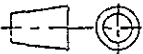
DETAIL Y  
SCALE 1:1DETAIL Z  
SCALE 1:1

VIEW X

ALL DIMENSIONS ARE IN mm UNLESS OTHERWISE SPECIFIED. FOR UNTOLERANCED DIMENSIONS AND ROUGHNESS VALUES, REFER DRAWING NO ICF/STD-9 0-001.  
ANY MANUAL ALTERATION SHALL AUTOMATICALLY RENDER THIS DRAWING INVALID. WELDING SYMBOLS ARE AS PER IS: 813-1986.

REF.DRG.NO.3 10113.20.200.115

DATE OF LATEST ALT.	21-03-2013	AME/SME
---------------------	------------	---------

1	STIFFENING ANGLE	4 x 121 x 170	1		RDSO/SPEC C- K201 X2CrNi12	0.644		
QTY.	DESCRIPTION	DIMENSIONS	ITEM NO.	REF. DRGS	MATL.SPEC.	WT/UNIT IN KGS	REMARKS	
GROUP: 1-6 ROOF ASSEMBLY		SURFACE AREA IN Sq.m.:0.043			WT/ASSY IN Kgs:0.644			
STIFFENING ANGLE					SCALE	SSE/D	<i>Amforalad</i>	
					1:2	CHD		
					ALT.	ALTD		
						DRN	K.Sriram	
INDIAN RAILWAY STANDARDS  INTEGRAL COACH FACTORY, CHENNAI - 600038								
					SHEET 1 OF 1		AAA16924	A3

AAA16926

▽ ROUGH MACHINED

⑦ ROUGH CLEANED

▽▽ FINISH MACHINED

⑧ BURRS REMOVED

▽▽▽ FINISH VACUUM

⑧ CHAMFERED

REVISIONS


ALT.

ZONE

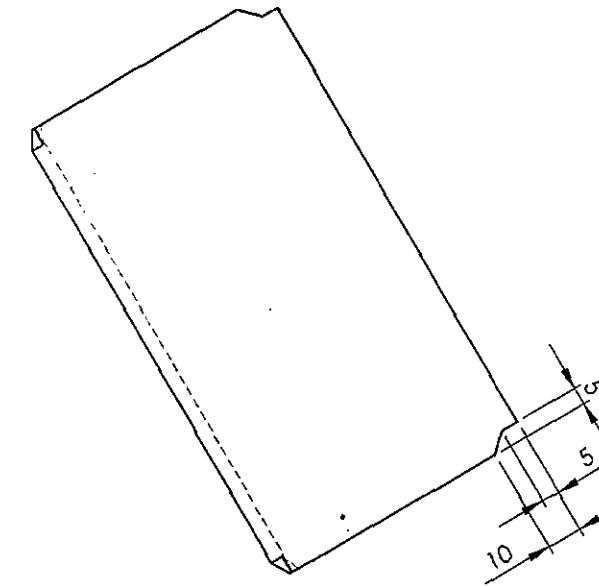
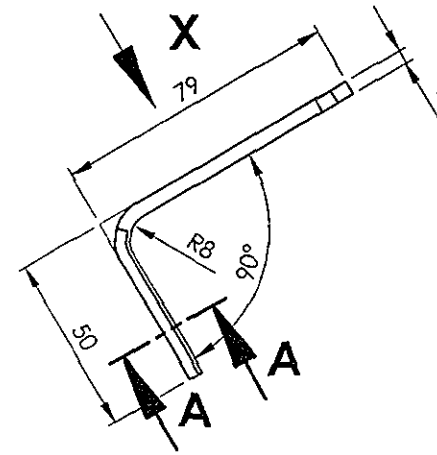

DESCRIPTION

APPROVED &  
DATE

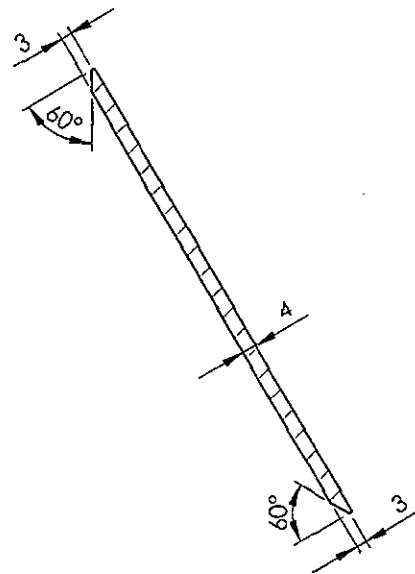
1




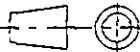
143



VIEW X



SECTION A-A

1	STIFFENING ANGLE	4 x 121 x 143	1		RDSO/SPEC C-K201 X2CrNi12	0.544		
QTY.	DESCRIPTION	DIMENSIONS	ITEM NO.	REF. DRGS	MATL.SPEC.	WT/UNIT IN KGS	REMARKS	
GROUP: 1-6 ROOF ASSEMBLY		SURFACE AREA IN Sq.m.:0.036			WT/ASSY IN Kgs:0.544			
STIFFENING ANGLE					SCALE	SSE/D		
					1:2	CHD		
					ALT.	ALTD	K.Srirom	
						DRN		
INDIAN RAILWAY STANDARDS INTEGRAL COACH FACTORY, CHENNAI - 600038				SHEET 1 OF 1			AAA16926	A3

ALL DIMENSIONS ARE IN mm UNLESS OTHERWISE SPECIFIED. FOR UNTOLERANCED DIMENSIONS AND ROUGHNESS VALUES, REFER DRAWING NO ICF/SID 9 0 001.  
ANY MANUAL ALTERATION SHALL AUTOMATICALLY RENDER THIS DRAWING INVALID. WELDING SYMBOLS ARE AS PER IS: 813-1986.

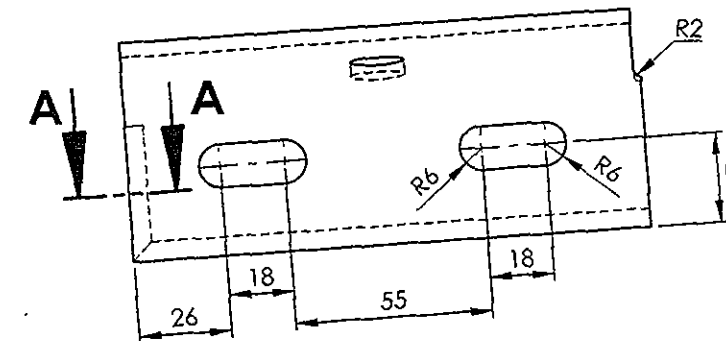
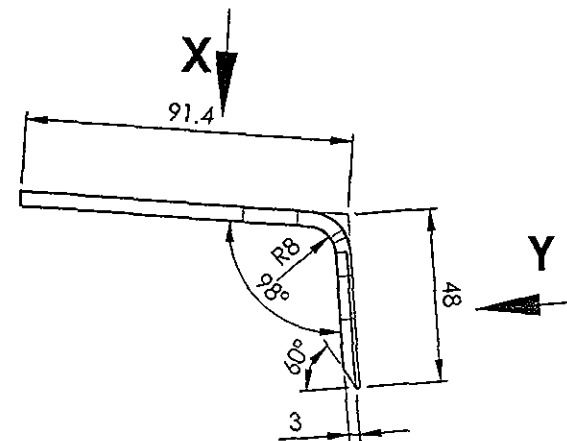
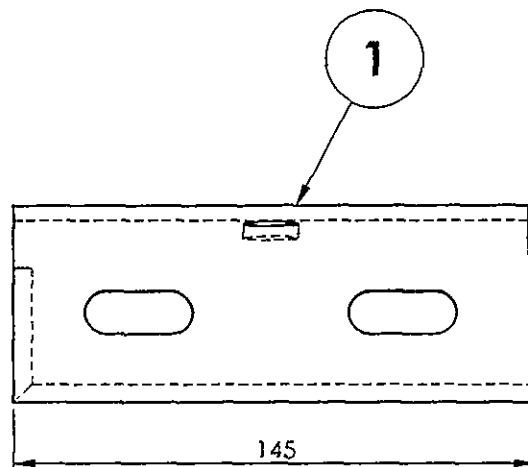
REF.DRG.NO.3 10113.0.20.200.123

AAA16927

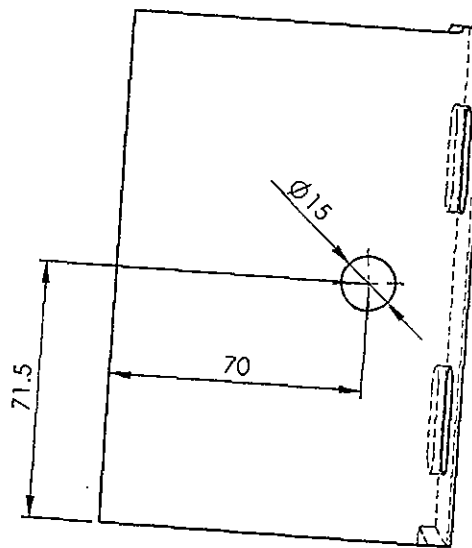
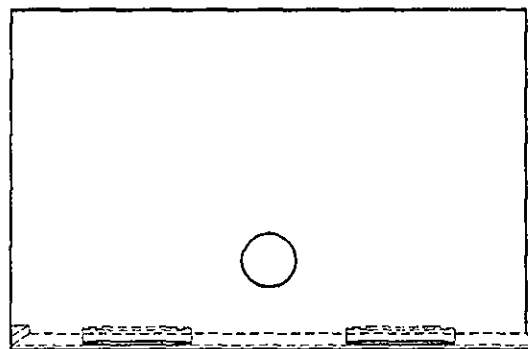
▽ ROUGH MACHINED	① ROUGH CLEANED
▽▽ FINISH MACHINED	② BURRS REMOVED
▽▽▽ FINE FINISH MACHINED	③ CHAMFERED

## REVISIONS

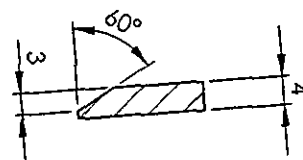
ALT.	ZONE	DESCRIPTION	APPROVED & DATE
------	------	-------------	-----------------



VIEW Y




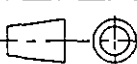
VIEW X

SECTION A-A  
SCALE 1:1

ALL DIMENSIONS ARE IN mm UNLESS OTHERWISE SPECIFIED. FOR UNTOLERANCED DIMENSIONS AND ROUGHNESS VALUES, REFER DRAWING NO ICF/SID-9-0-001.  
ANY MANUAL ALTERATION SHALL AUTOMATICALLY RENDER THIS DRAWING INVALID. WELDING SYMBOLS ARE AS PER IS: 813-1986.

REF.DRG.NO.3 10113.0.20.200.125

	21-03-2013	
DATE OF LATEST ALT.	DATE OF FIRST ISSUE	AME/SME

1	STIFFENING ANGLE	4 x 135 x 145	1		RDSO/SPEC C-K201 X2CrNi12	0.573	
QTY.	DESCRIPTION	DIMENSIONS	ITEM NO.	REF. DRGS	MATL.SPEC.	WT/UNIT IN KGS	REMARKS
GROUP: 1-6 ROOF ASSEMBLY		SURFACE AREA IN Sq.m.:0.039			WT/ASSY IN Kgs:0.573		
STIFFENING ANGLE					SCALE	SSE/D	
					1:2	CHD	
					ALT.	ALTD	
						DRN	K.Sriram
INDIAN RAILWAY STANDARDS INTEGRAL COACH FACTORY, CHENNAI - 600038				SHEET 1 OF 1			
					AAA16927		
					A3		

AAA16929

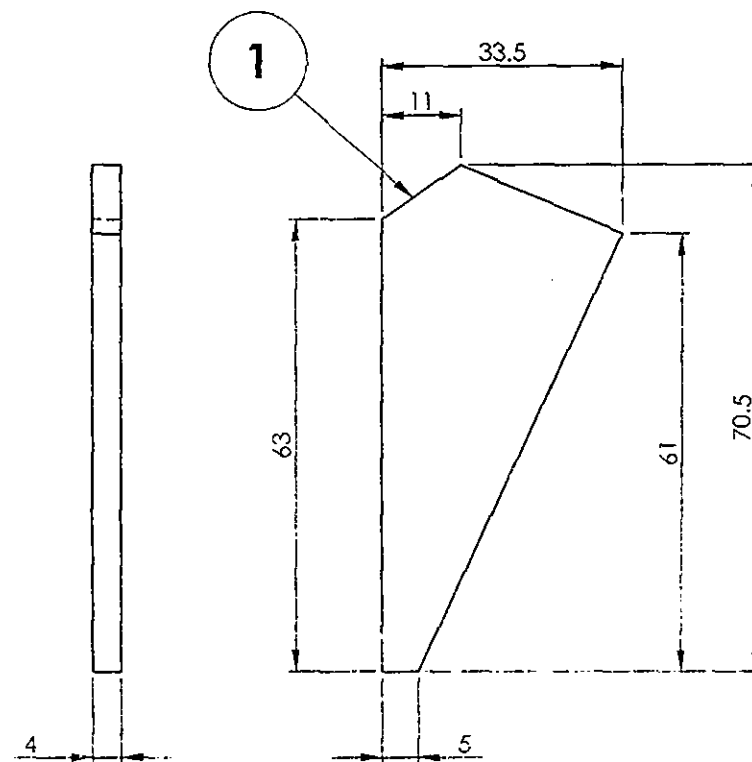
▽ ROUGH MACHINED	③ ROUGH CLEANED
▽▽ FINISH MACHINED	④ BURRS REMOVED
▽▽▽ -VS- -VS- VAC- -VS-	⑤ CHAMFERED

## REVISIONS

ALT.

ZONE

DESCRIPTION

APPROVED &  
DATE

1	RIB	4 x 33.5 x 70.5	1		RDSO/SPEC C- K201 X2 Cr Ni 12	0.043	
QTY.	DESCRIPTION	DIMENSIONS	ITEM NO.	REF. DRGS	MATL.SPEC.	WT/UNIT IN KGS	REMARKS
GROUP: 1-6 ROOF ASSEMBLY		SURFACE AREA IN Sq.m.:0.003			WT/ASSY IN Kgs:0.043		
RIB					SCALE	SSE/D	K. Srirom
					1:1	CHD	
					ALT.	ALTD	
						DRN	K.Srirom
INDIAN RAILWAY STANDARDS  INTEGRAL COACH FACTORY, CHENNAI - 600038							
					SHEET 1 OF 1		AAA16929

ALL DIMENSIONS ARE IN mm UNLESS OTHERWISE SPECIFIED. FOR UNTOLERANCED DIMENSIONS AND ROUGHNESS VALUES, REFER DRAWING NO ICF/STD 9 0 001.  
ANY MANUAL ALTERATION SHALL AUTOMATICALLY RENDER THIS DRAWING INVALID. WELDING SYMBOLS ARE AS PER IS: 813:1986.

REF.DRG.NO.4 10113.0.20.200.138

AAA16932

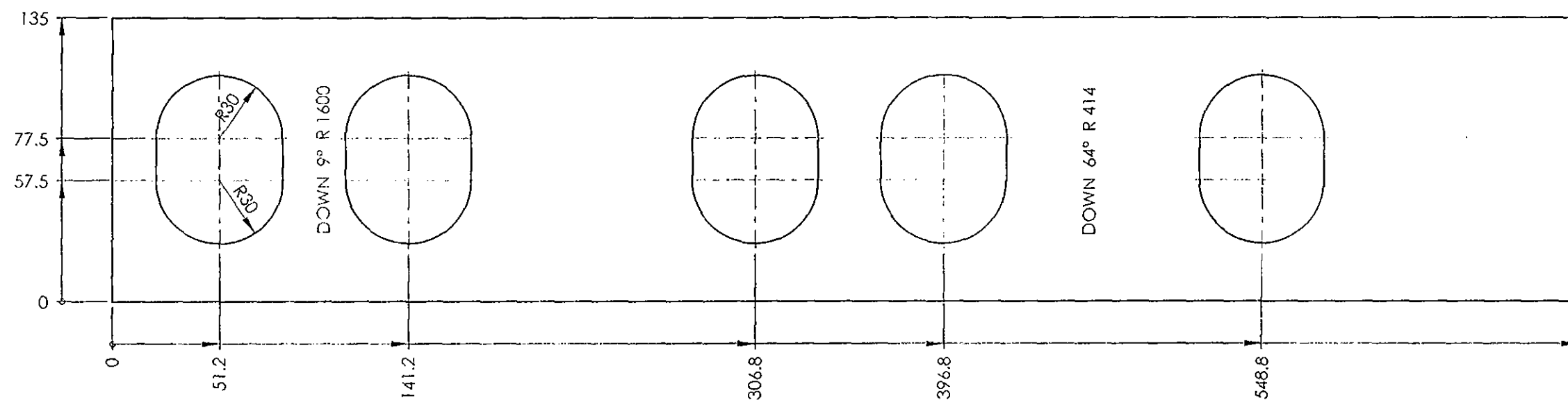
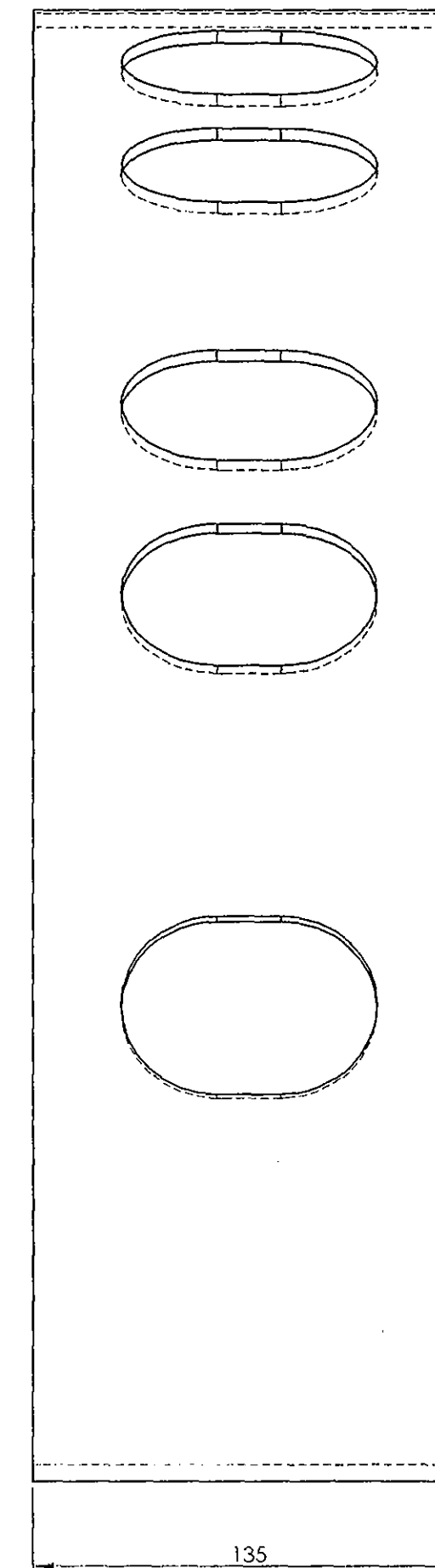
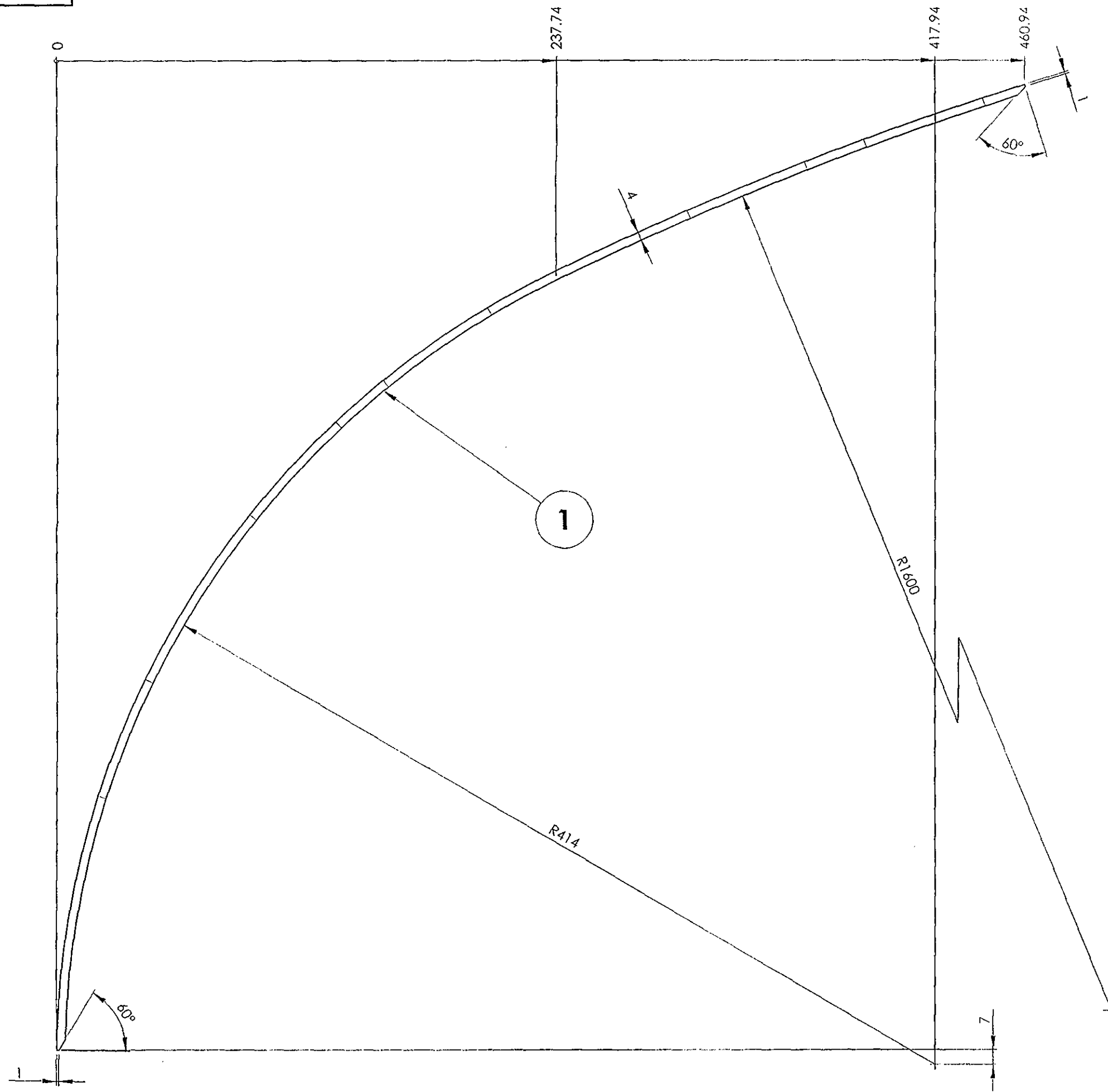
▽ ROUGH MACHINED	① ROUGH CLEANED
▽▽ FINISH MACHINED	② BURRS REMOVED
▽▽▽ FINE FINISH MACHINED	③ CHAMFERED

ALT.

ZONE

REVISIONS

DESCRIPTION

APPROVED &  
DATE

DEVELOPMENT VIEW

REF.DRG.NO.3 10113.0.20.210.117

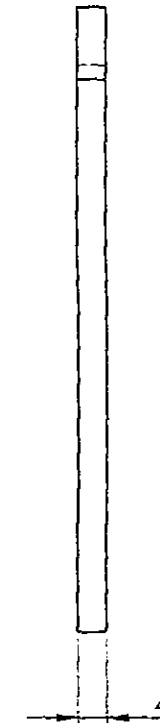
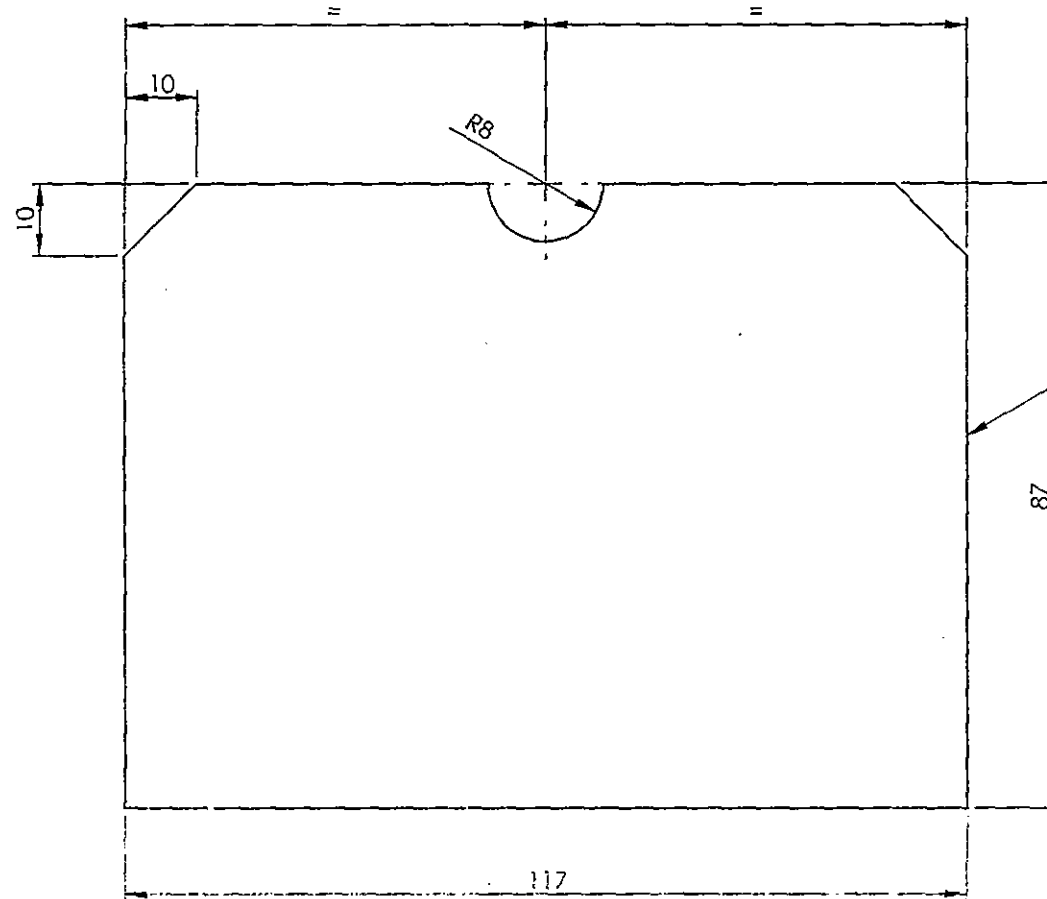
DATE OF LATEST ALT.	21-03-2013	AME/SME
DATE OF FIRST ISSUE		

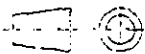
QTY.	FLANGE	4 x 135 x 701	ITEM NO.	1	REF. DRGS	INDCO/SPEC C 1-01 X2CIN12	WT/UNIT IN KGS	2.367	RE MARKS
GROUP: 1-6 ROOF ASSEMBLY		SURFACE AREA IN Sq.m: 0.160		WT/ASSY IN Kgs: 2.367		SCALE 1:2	SSE/D	CHD	ALT
FLANGE		INDIAN RAILWAY STANDARDS		SHEET 1 OF 1		ALT	ALTD	DRN	K.Sriram
						DRN			
INTEGRAL COACH FACTORY, CHENNAI - 600038		AAA16932		A2					

AAA16933

▽ ROUGH MACHINED	⊖ ROUGH CLEANED
▽▽ FINISH MACHINED	⊖⊖ BURRS REMOVED
▽▽▽ FINE FINISH MACHINED	⊖⊖⊖ CHAMFERED

REVISIONS			
ALT.	ZONE	DESCRIPTION	APPROVED & DATE



1	WEB	4 x 87 x 117	1		RDSO/SPEC C- K201 X2CrNi12	0.319	
QTY.	DESCRIPTION	DIMENSIONS	ITEM NO.	REF. DRGS	MATL.SPEC.	WT/UNIT IN KGS	REMARKS
GROUP: 1-6 ROOF ASSEMBLY		SURFACE AREA IN Sq.m.:0.022			WT/ASSY IN Kgs:0.319		
WEB					SCALE	SSE/D	<i>Unsprayed</i>
					1:1	CHD	
					ALT.	ALTD	
						DRN	K.Srirom
INDIAN RAILWAY STANDARDS  INTEGRAL COACH FACTORY, CHENNAI - 600038							
					SHEET 1 OF 1		AAA16933

ALL DIMENSIONS ARE IN mm UNLESS OTHERWISE SPECIFIED. FOR UNTOLERANCED DIMENSIONS AND ROUGHNESS VALUES, REFER DRAWING NO ICE/STD 9 0 001.  
ANY MANUAL ALTERATION SHALL AUTOMATICALLY RENDER THIS DRAWING INVALID. WELDING SYMBOLS ARE AS PER IS: 813:1986.

REF.DRG.NO.3 10113.0.20.200.122

	21-03-2013	
DATE OF LATEST ALT.	DATE OF FIRST ISSUE	AME/SME

AAA16934

▽ ROUGH MACHINED

① ROUGH CLEANED

▽▽ FINISH MACHINED

② BURRS REMOVED

▽▽▽ FINE FINISH VAC-NEED

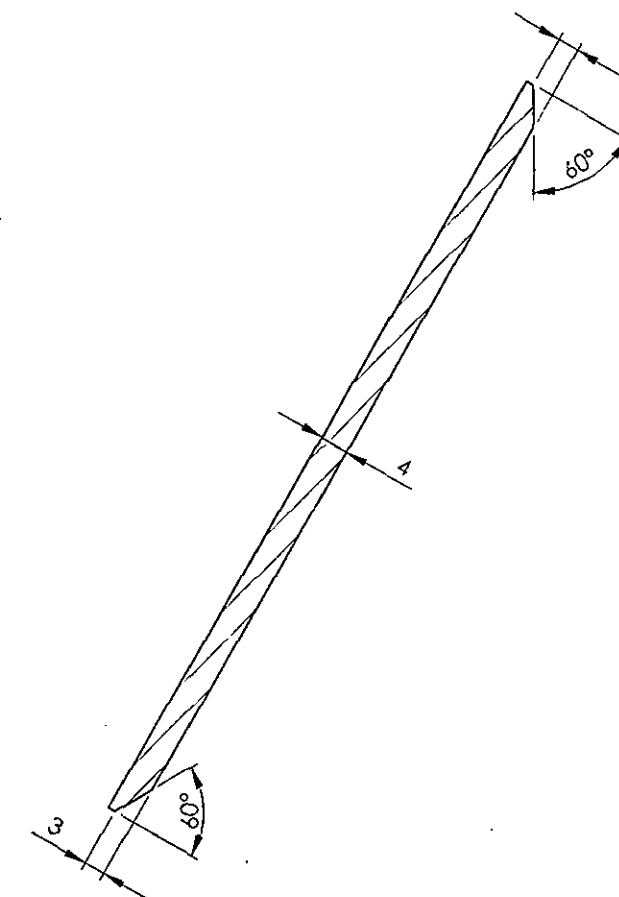
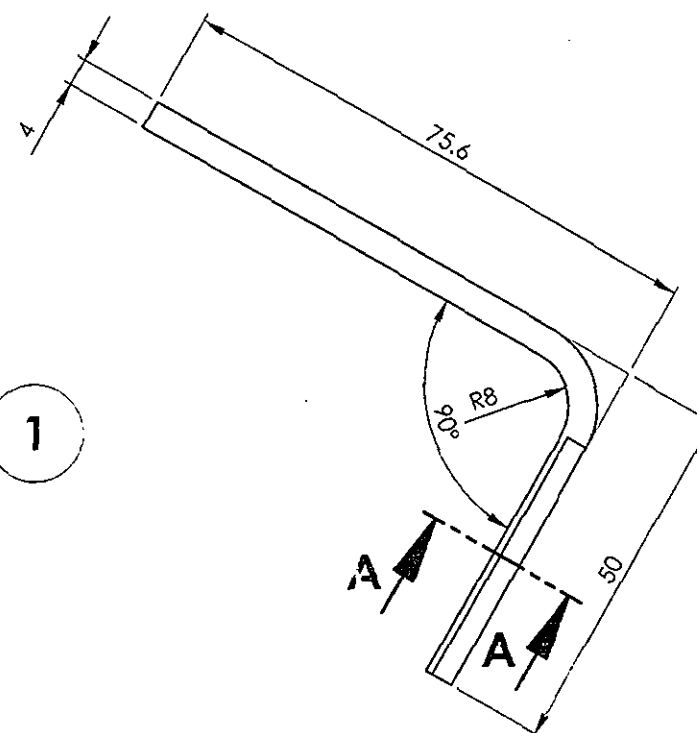
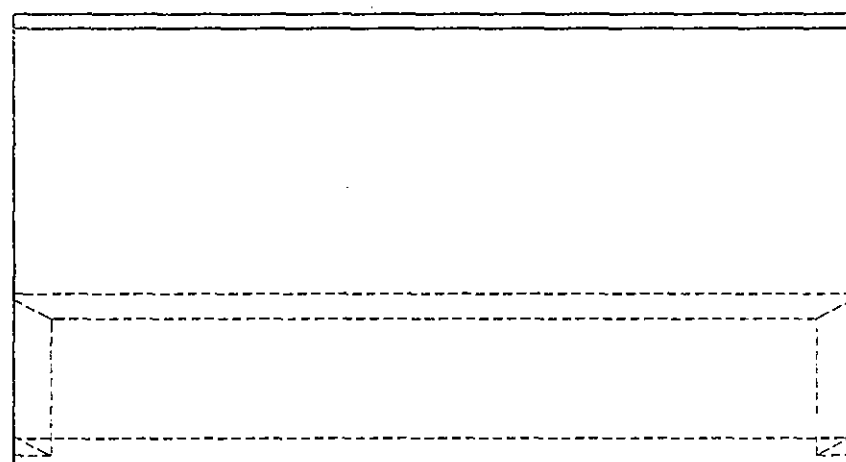

③ CHAMFERED

REVISIONS

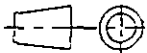
ALT.

ZONE

DESCRIPTION

APPROVED &  
DATE

SECTION A-A

1	STIFFENING ANGLE	4 x 117 x 118	1		RDSO/SPEC C- K201 X2CrNi12	0.434	
QTY.	DESCRIPTION	DIMENSIONS	ITEM NO.	REF. DRGS	MATL.SPEC.	WT/UNIT IN KGS	REMARKS
GROUP: 1-6 ROOF ASSEMBLY			SURFACE AREA IN Sq.m.:0.029		WT/ASSY IN Kgs:0.434		
STIFFENING ANGLE					SCALE	SSE/D	<i>hussainasad</i>
					1:1	CHD	
					ALT.	ALTD	
						DRN	K.Sriram
INDIAN RAILWAY STANDARDS							A3
INTEGRAL COACH FACTORY, CHENNAI - 600038					SHEET 1 OF 1		AAA16934

REF.DRG.NO.3 10113.0.20.200.124



AAA16935

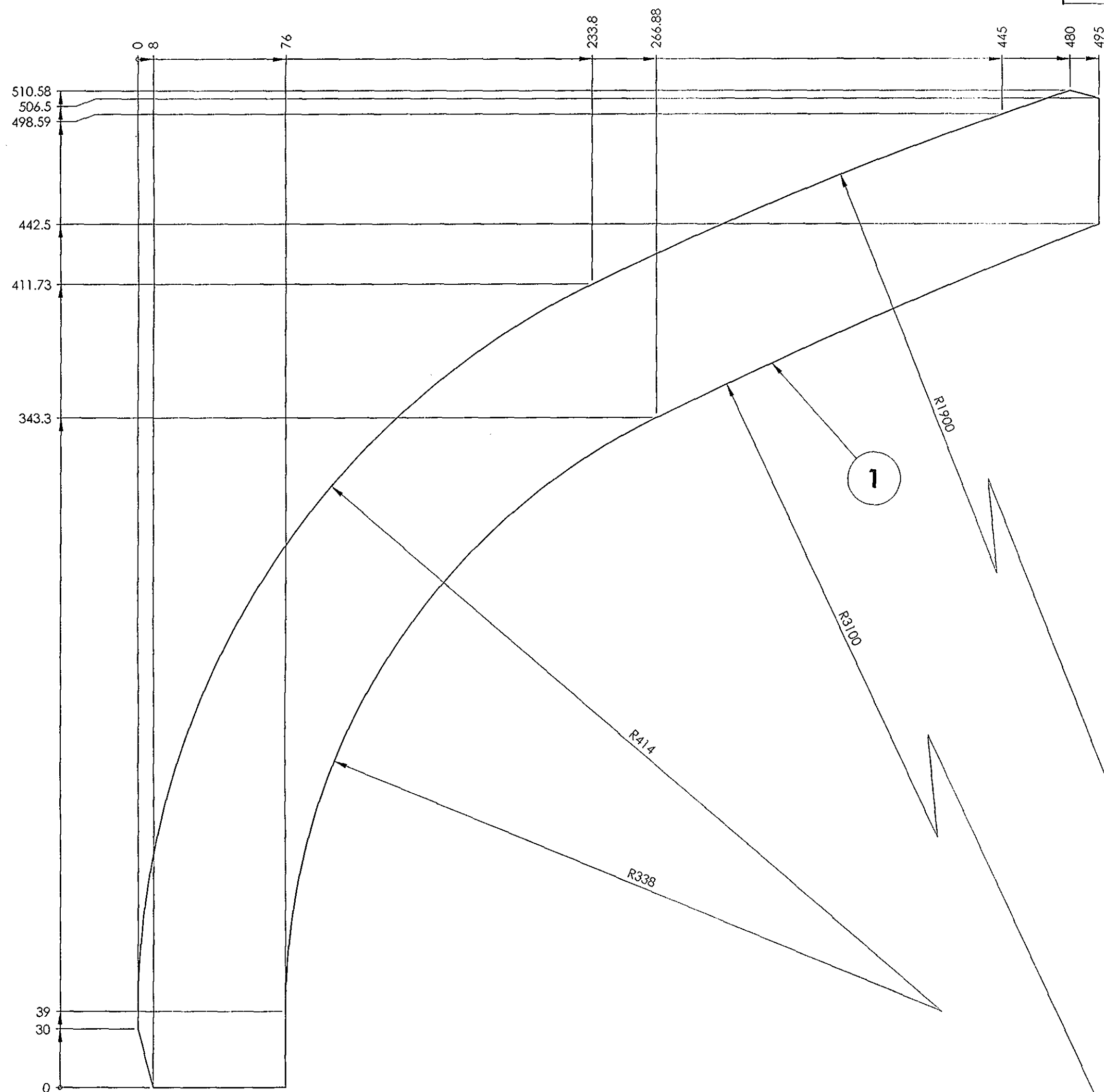
▽ ROUGH MACHINED	① ROUGH CLEANED
▽▽ FINISH MACHINED	② BURRS REMOVED
▽▽▽ FINE FINISH MACHINED	③ CHAMFERED

ALT.

ZONE

REVISIONS

DESCRIPTION

APPROVED &  
DATE

ALL DIMENSIONS ARE IN mm UNLESS OTHERWISE SPECIFIED. FOR UNTOLERANCED DIMENSIONS AND ROUGHNESS VALUES, REFER DRAWING NO ICF/STD-9-0-001.  
ANY MANUAL ALTERATION SHALL AUTOMATICALLY RENDER THIS DRAWING INVALID. WELDING SYMBOLS ARE AS PER IS:813-1986.

REF.DRG.NO.2 10113.0.20.210.104

DATE OF LATEST ALT.	21-03-2013	AME/SME
---------------------	------------	---------

1	ROOF ARCH	4 x 495 x 511	1	RDSO/SPEC C- K201 X2CrNi12	1.737		
QTY.	DESCRIPTION	DIMENSIONS	ITEM NO.	REF. DRGS	MATL.SPEC.	WT/UNIT IN KGS	REMARKS
GROUP: 1-6 ROOF ASSEMBLY		SURFACE AREA IN Sq.m.: 0.115		WT/ASSY IN Kgs: 1.737			
ROOF ARCH				SCALE 1:2	SSE/D CHD	<i>K. Sriram</i>	
				ALT	ALTD		
				DRN	K. Sriram		
INDIAN RAILWAY STANDARDS INTEGRAL COACH FACTORY, CHENNAI - 600038				SHEET 1 OF 1		AAA16935 A2	

AAA16936

▽ ROUGH MACHINED	(11) ROUGH CLEANED
▽▽ FINISH MACHINED	(12) BURRS REMOVED
▽▽▽ FINE FINISH MACHINED	(13) CHAMFERED

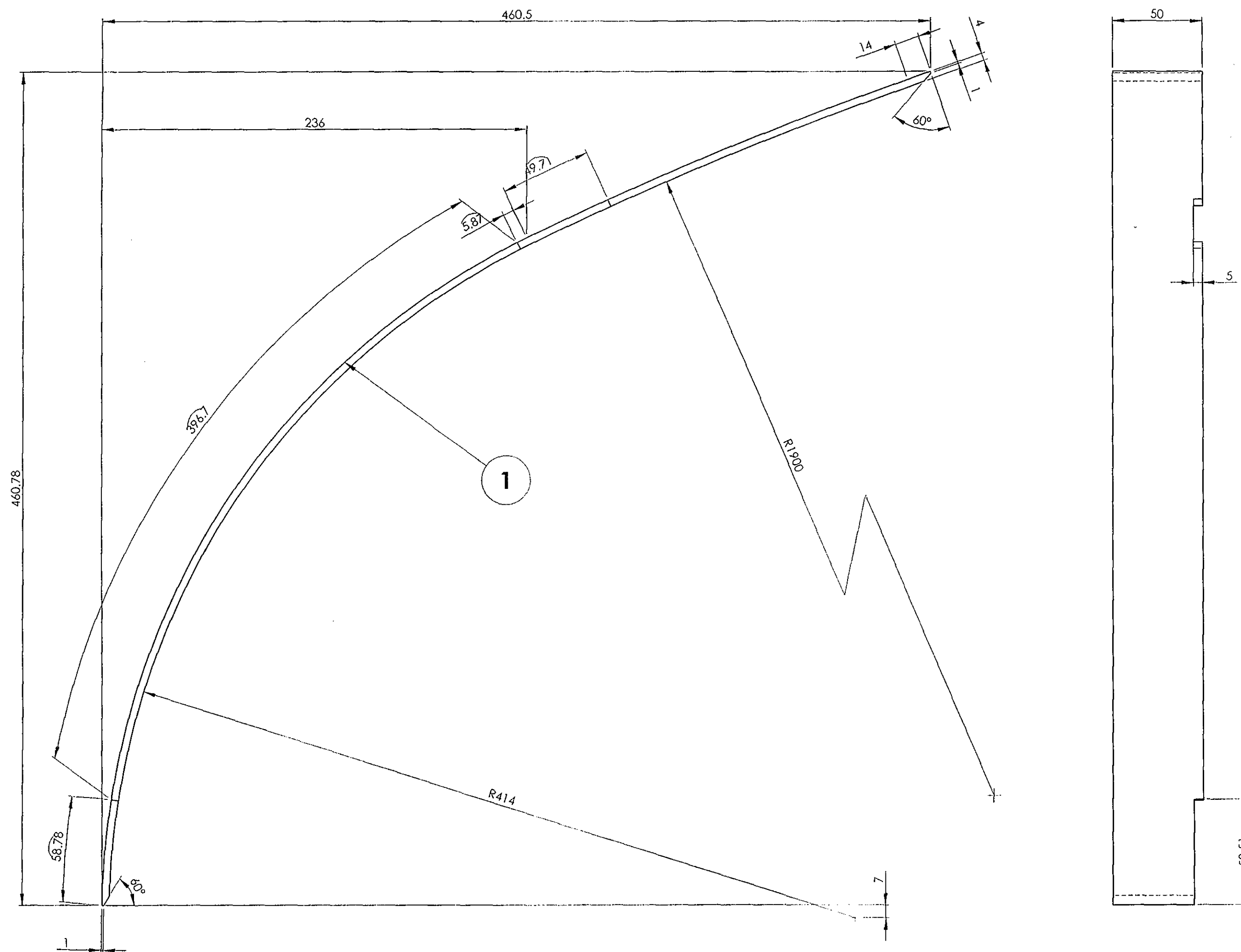
REVISIONS

DESCRIPTION

APPROVED &  
DATE

ALT.

ZONE



1	FLANGE	4 x 50 x 702	1		RDSO/SPEC C- K201 X2CrNi12	1.098	
QTY.	DESCRIPTION	DIMENSIONS	ITEM NO.	REF. DRGS	MATL.SPEC.	WT/UNIT IN KGS	REMARKS
GROUP: 1-6 ROOF ASSEMBLY		SURFACE AREA IN Sq.m.: 0.075			WT/ASSY IN Kgs: 1.098		
FLANGE					SCALE 1:2	SSE/L CHD	K. Sriram
					ALT	ALTD	
					DRN		
INDIAN RAILWAY STANDARDS					SHEET 1 OF 1		
INTEGRAL COACH FACTORY, CHENNAI - 600038					AAA16936		A2

ALL DIMENSIONS ARE IN mm UNLESS OTHERWISE SPECIFIED. FOR UNTOLERANCED DIMENSIONS AND ROUGHNESS VALUES, REFER DRAWING NO ICF/STD-9-0-001.  
ANY MANUAL ALTERATION SHALL AUTOMATICALLY RENDER THIS DRAWING INVALID. WELDING SYMBOLS ARE AS PER IS813:1986.

REF.DRG.NO.3 10113.0.20.210.119

DATE OF LATEST ALI.	21-03-2013	AME/SME
---------------------	------------	---------

AAA16937

▽ ROUGH MACHINED	⊖1 ROUGH CLEANED
▽▽ FINISH MACHINED	⊖1b BURRS REMOVED
▽▽▽ FINE FINISH MACHINED	⊖18 CHAMFERED

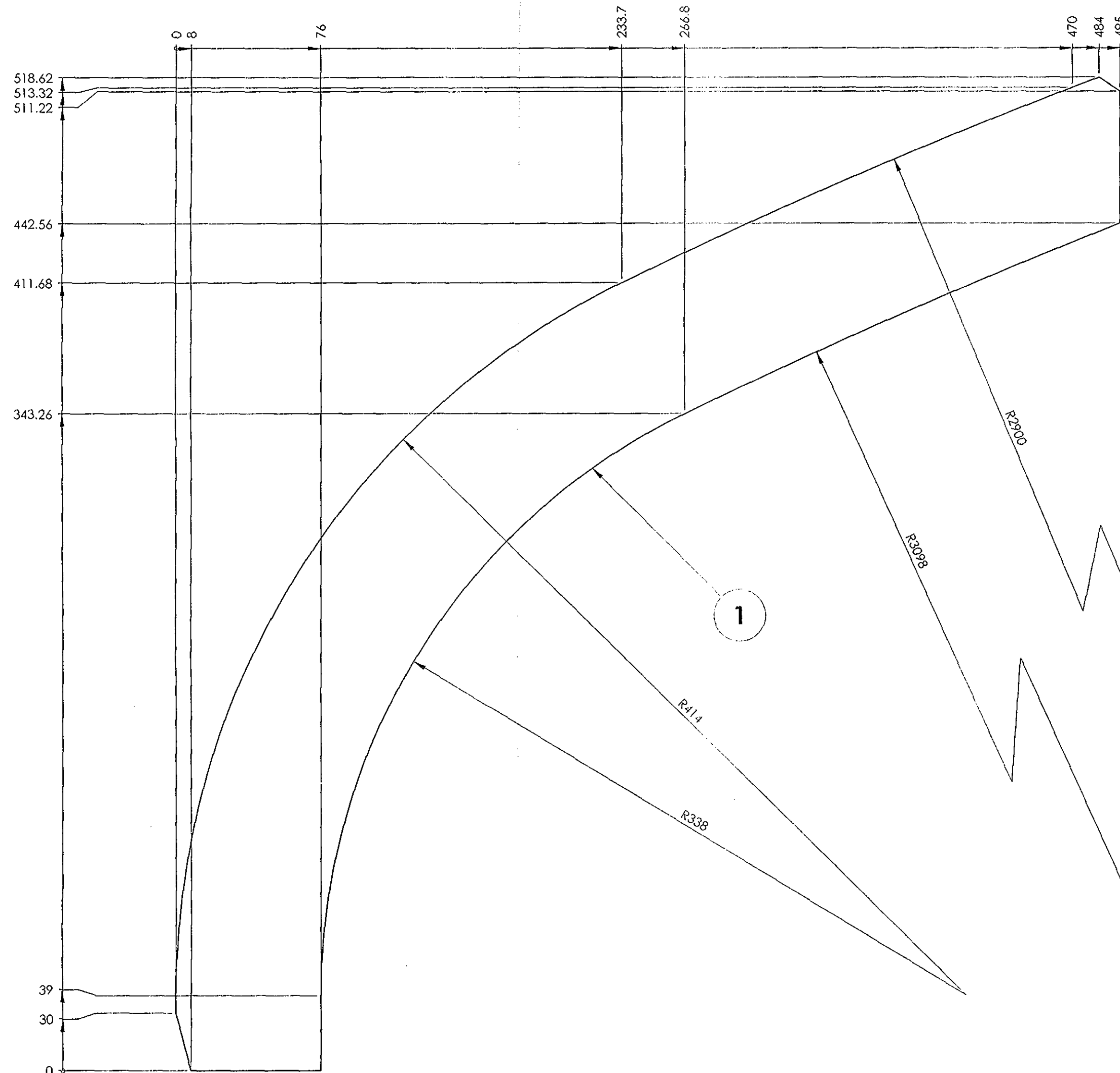
REVISIONS

ALT.

ZONE

DESCRIPTION


APPROVED &  
DATE



ALL DIMENSIONS ARE IN mm UNLESS OTHERWISE SPECIFIED. FOR UNTOLERANCED DIMENSIONS AND ROUGHNESS VALUES, REFER DRAWING NO IC/STD-9-0-001.  
ANY MANUAL ALTERATION SHALL AUTOMATICALLY RENDER THIS DRAWING INVALID. WELDING SYMBOLS ARE AS PER IS:13-1986.

REF.DRG.NO.2 10113.0.20.210.105

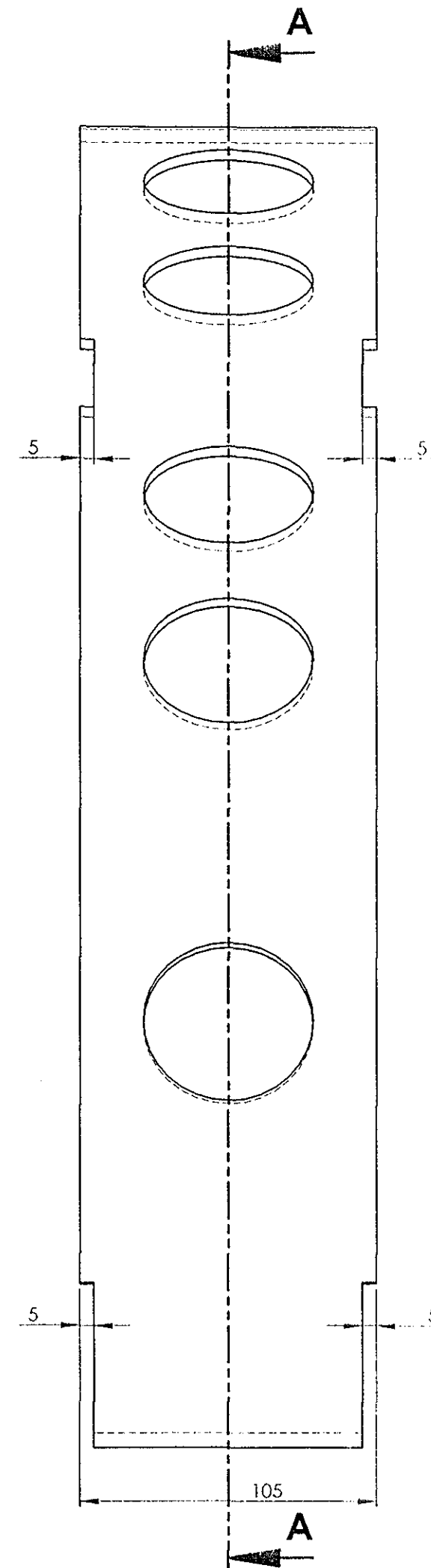
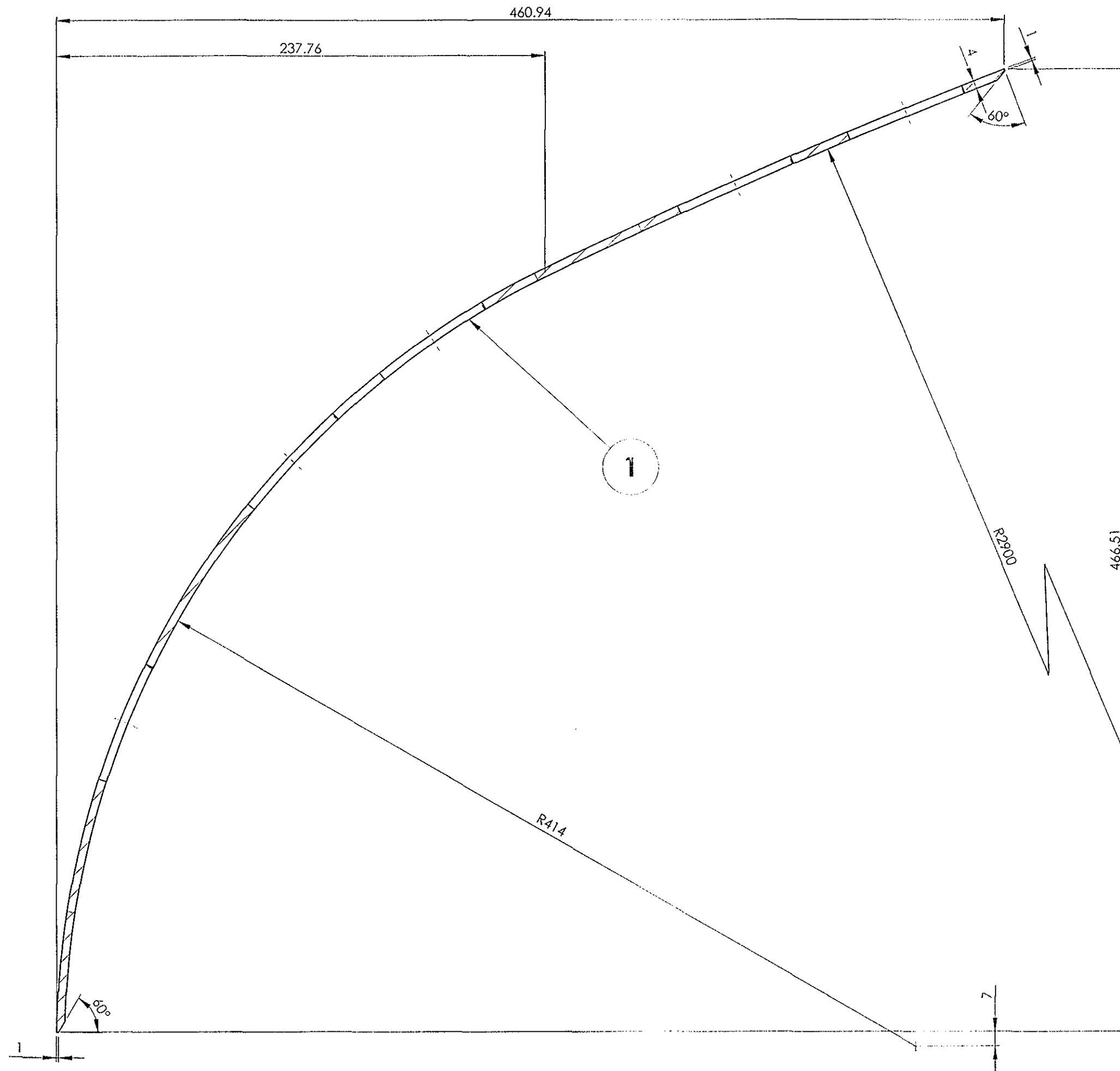
DATE OF LATEST ALL.	21-03-2013	AME/SME
DATE OF FIRST ISSUE		

1	ROOF ARCH	4 x 495 x 519	1		RDSO/SPEC C- K201 X2CIN12	1.758	
QTY.	DESCRIPTION	DIMENSIONS	ITEM NO.	REF. DRGS	MATL.SPEC.	WT/UNIT IN KGS	REMARKS
GROUP: 1-6 ROOF ASSEMBLY		SURFACE AREA IN Sq.m.: 0.116			WT/ASSY IN Kgs: 1.758		
ROOF ARCH					SCALE 1:2	SSE/D CHD	
					ALT	ALTD	
						DRN	K.Sriram
					INDIAN RAILWAY STANDARDS  INTEGRAL COACH FACTORY, CHENNAI - 600038		
AAA16937		A2					

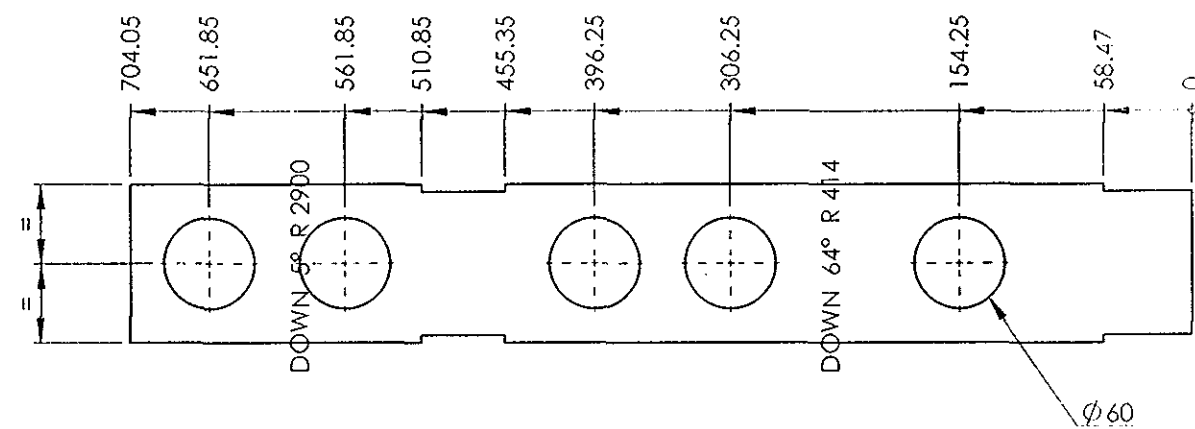
AAA16938

▽ ROUGH MACHINED	⑪ ROUGH CLEANED
▽▽ FINISH MACHINED	⑫ BURRS REMOVED
▽▽▽ FINE FINISH MACHINED	⑬ CHAMFERED

REVISIONS		APPROVED & DATE	
ALT.	ZONE	DESCRIPTION	




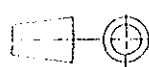
SECTION A-A



DEVELOPMENT VIEW

REF.DRG.NO.3 10113.0.20.210.121

DATE OF LATEST ALT.	21-03-2013	AME/SME
---------------------	------------	---------

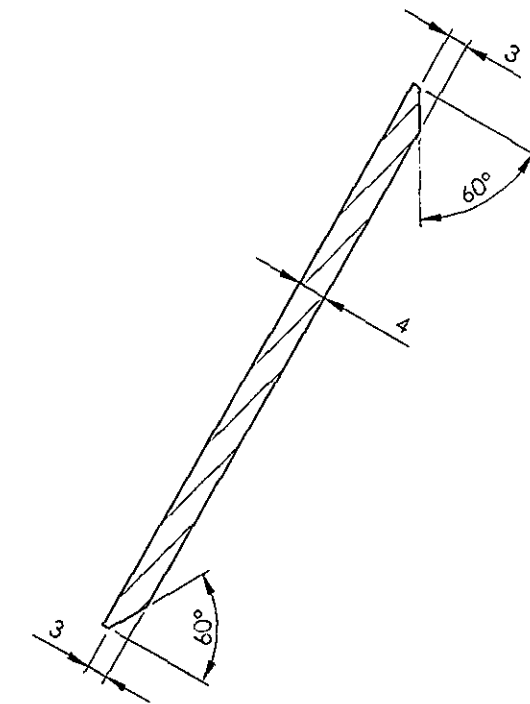
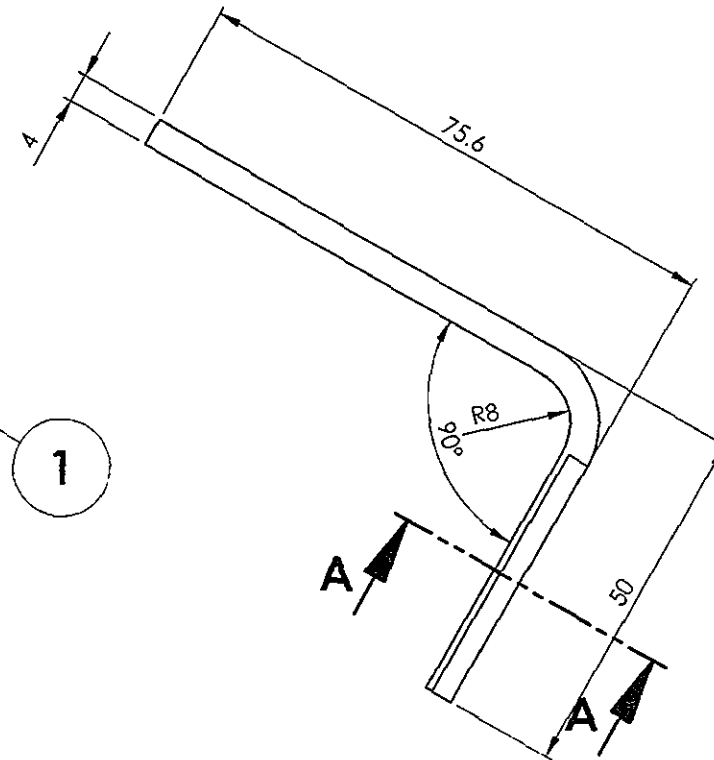
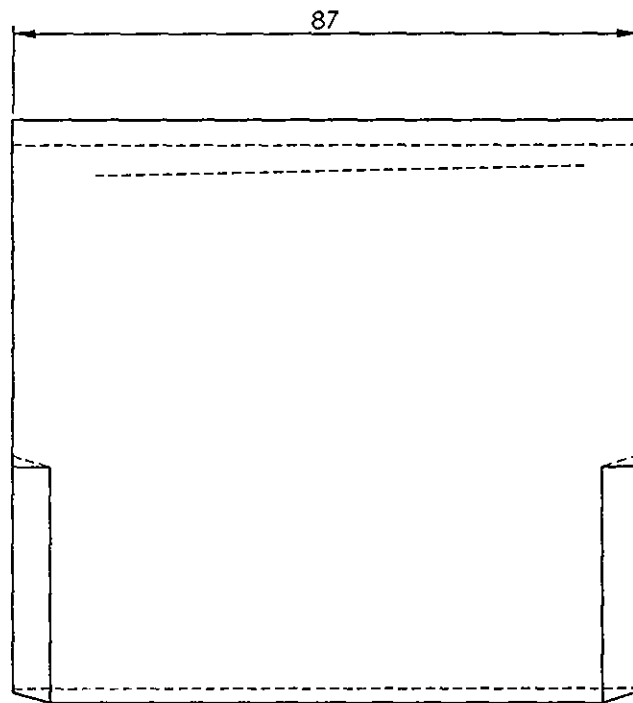
1	FLANGE	4 x 105 x 705	1		RDSO/SPEC C-K201 X2CrNi12	1.864	
QTY.	DESCRIPTION	DIMENSIONS	ITEM NO.	REF. DRGS	MATL.SPEC.	WT/UNIT IN KGS	REMARKS
GROUP: 1-6 ROOF ASSEMBLY		SURFACE AREA IN Sq.m.: 0.127			WT/ASSY IN Kgs: 1.864		
FLANGE					SCALE 1:2	SSE/D	
						CHD	
					ALT	ALTD	
						DRN	
INDIAN RAILWAY STANDARDS INTEGRAL COACH FACTORY, CHENNAI - 600038							
					SHEET 1 OF 1		
					AAA16938		A2



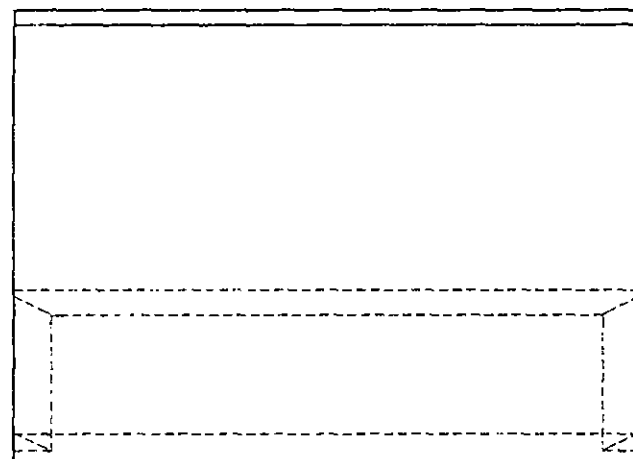
AAA16940

▽ ROUGH MACHINED	⊙ ROUGH CLEANED
▽▽ FINISH MACHINED	⊙⊙ BURRS REMOVED
▽▽▽ FINE FINISH MACHINED	⊙⊙⊙ CHAMFERED

REVISIONS			
ALT.	ZONE	DESCRIPTION	APPROVED & DATE



SECTION A-A



1	STIFFENING ANGLE	4 x 87 x 118	1		RDSO/SPEC C-K201 X2CrNi12	0.322	
QTY.	DESCRIPTION	DIMENSIONS	ITEM NO.	REF. DRGS	MATL.SPEC.	WT/UNIT IN KGS	REMARKS
GROUP: 1-6 ROOF ASSEMBLY		SURFACE AREA IN Sq.m.:0.022			WT/ASSY IN Kgs:0.322		
STIFFENING ANGLE					SCALE	SSE/D	<i>As per lead</i>
					1:1	CHD	
					ALT.	ALTD	
					DRN	K.Sriram	
					INDIAN RAILWAY STANDARDS		SHEET 1 OF 1
AAA16940							
		A3					
INTEGRAL COACH FACTORY, CHENNAI - 600038							

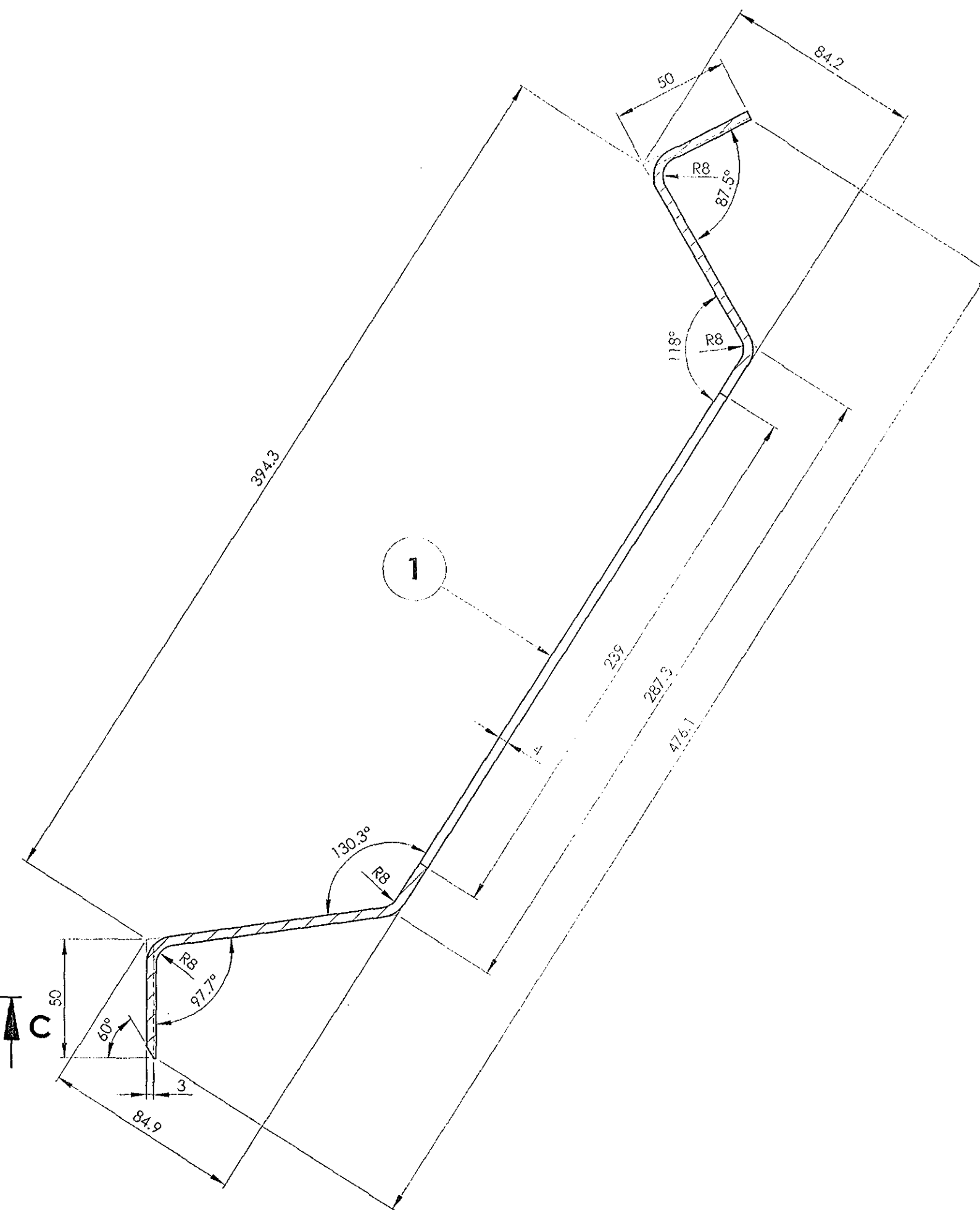

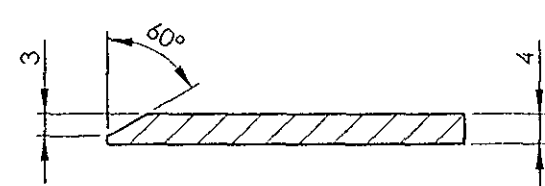
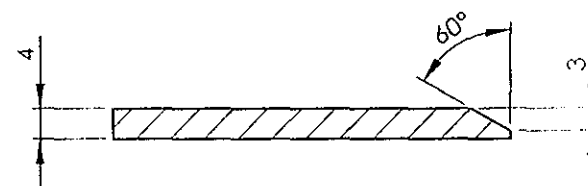
ALL DIMENSIONS ARE IN mm UNLESS OTHERWISE SPECIFIED. FOR UNTOLERANCED DIMENSIONS AND ROUGHNESS VALUES, REFER DRAWING NO ICT/STD-9-0-001.  
ANY MANUAL ALTERATION SHALL AUTOMATICALLY RENDER THIS DRAWING INVALID. WELDING SYMBOLS ARE AS PER IS: 813 1986.

REF.DRG.NO.3 10113.0.20.200.117

AAA16941

▽ ROUGH MACHINED	⑥1 ROUGH CLEANED
▽▽ FINISH MACHINED	⑥1b BURRS REMOVED
▽▽▽ FINE FINISH MACHINED	⑥1c CHAMFERED

REVISIONS				APPROVED & DATE
ALT.	ZONE	DESCRIPTION		

SECTION A-A  
SCALE 1 : 2SECTION B-B  
SCALE 1 : 1SECTION C-C  
SCALE 1 : 1

ALL DIMENSIONS ARE IN mm UNLESS OTHERWISE SPECIFIED. FOR UNTOLERANCED DIMENSIONS AND ROUGHNESS VALUES, REFER DRAWING NO. ICF/STD-9-0-001.  
ANY MANUAL ALTERATION SHALL AUTOMATICALLY RENDER THIS DRAWING INVALID. WELDING SYMBOLS ARE AS PER IS 813:1986.

REF.DRG.NO.1 10113.0.20.200.127

DATE OF LATEST ALT.	21-03-2013	AME/SME
---------------------	------------	---------

1	TERMINAL FRAME	4 x 560 x 568	1	REF. DRGS	RDSO/SPEC C- K201 X2CIN12	6.658	REMARKS
QTY.	DESCRIPTION	DIMENSIONS	ITEM NO.	REF. DRGS	MATL.SPEC.	WT/UNIT IN KGS	REMARKS
GROUP: 1-6 ROOF ASSEMBLY				SURFACE AREA IN Sq.m.: 0.432		WT/ASSY IN Kgs: 6.658	
TERMINAL FRAME					SCALE 1:2	SSE/D CHD	<i>Surfaced</i>
					ALT	ALTD	K.Sriram
INDIAN RAILWAY STANDARDS INTEGRAL COACH FACTORY, CHENNAI - 600038					DRN		
					SHEET 1 OF 1		
					AAA16941		A2

AAA16942

▽ ROUGH MACHINED

① ROUGH CLEANED

▽▽ FINISH MACHINED

② BURRS REMOVED

▽▽▽ FINE FINISH MACHINED

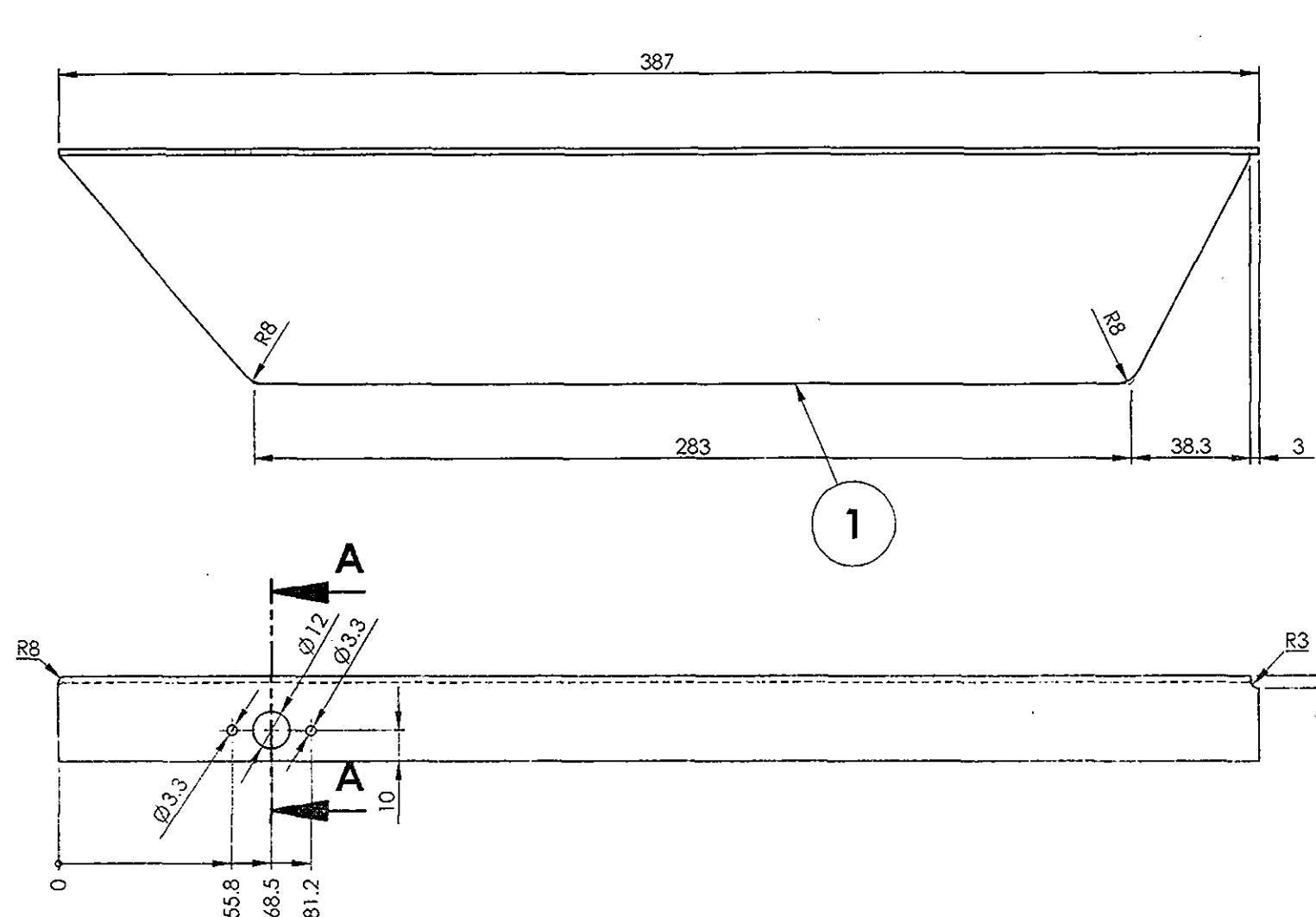
③ CHAMFERED

REVISIONS

ALT.

ZONE

DESCRIPTION

APPROVED &  
DATESECTION A-A  
SCALE 1:1

1	CLOSING ANGLE	2 x 101 x 387	1		RDSO/SPEC C-K201 X2CrNi12	0.556	
QTY.	DESCRIPTION	DIMENSIONS	ITEM NO.	REF. DRGS	MATL.SPEC.	WT/UNIT IN KGS	REMARKS
GROUP: 1-6 ROOF ASSEMBLY				SURFACE AREA IN Sq.m.:0.071		WT/ASSY IN Kgs:0.556	
CLOSING ANGLE					SCALE 1:2	SSE/D CHD	<i>K. Sriram</i>
					ALT.	ALTD	
						DRN	K.Sriram
INDIAN RAILWAY STANDARDS				SHEET 1 OF 1		AAA16942	
INTEGRAL COACH FACTORY, CHENNAI - 600038						A3	

ALL DIMENSIONS ARE IN mm UNLESS OTHERWISE SPECIFIED. FOR UNTOLERANCED DIMENSIONS AND ROUGHNESS VALUES, REFER DRAWING NO ICF/STD 9.0.001.  
ANY MANUAL ALTERATION SHALL AUTOMATICALLY RENDER THIS DRAWING INVALID. WELDING SYMBOLS ARE AS PER IS: 813-1986.

REF.DRG.NO.3 10113.0.20.200.128

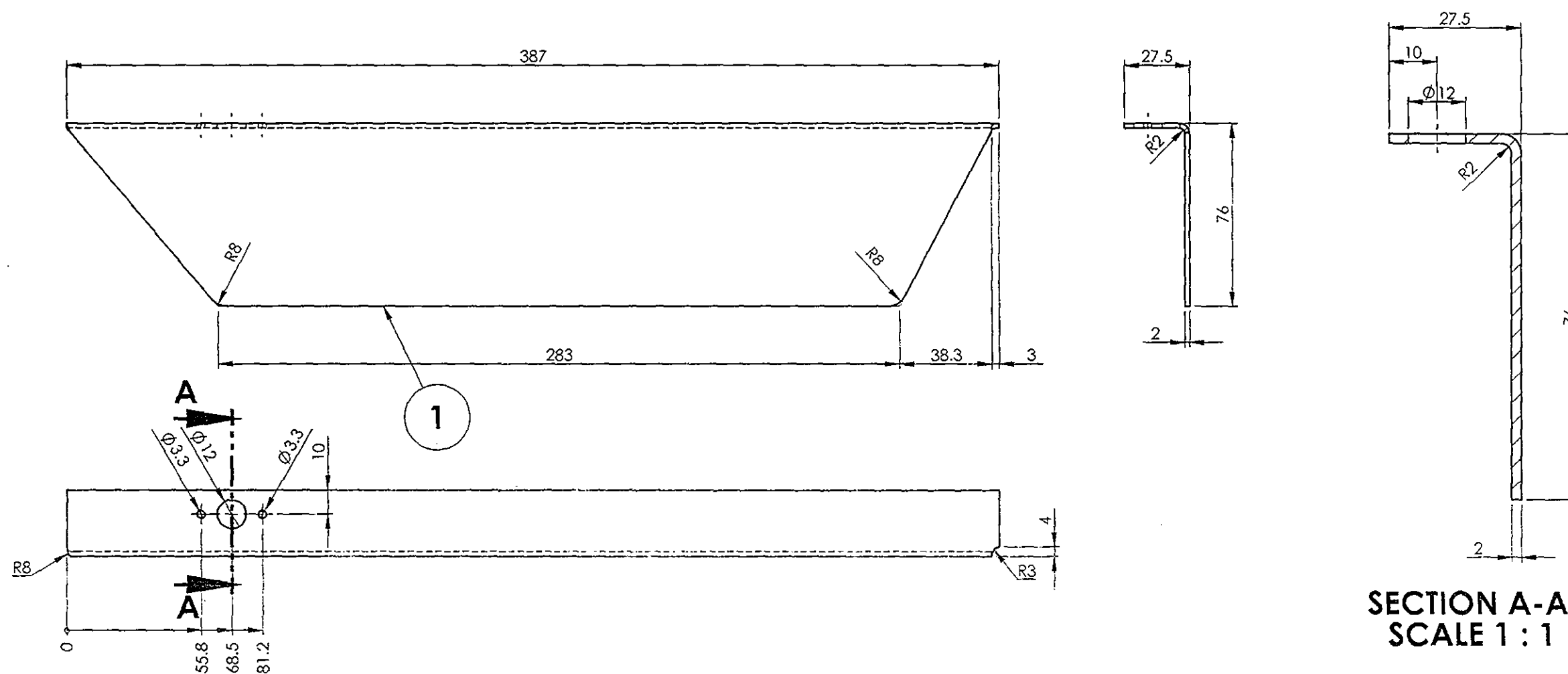
	21-03-2013	<i>[Signature]</i>
DATE OF LATEST ALT.	DATE OF FIRST ISSUE	AME/SME



AAA16943

▽ ROUGH MACHINED	⊖ ROUGH CLEANED
▽▽ FINISH MACHINED	⊖⊖ BURRS REMOVED
▽▽▽ FINE FINISH - VACUUM	⊖⊖⊖ CHAMFERED

REVISIONS			
ALT.	ZONE	DESCRIPTION	APPROVED & DATE

SECTION A-A  
SCALE 1:1

1	CLOSING ANGLE	2 x 101 x 387	1		RDSO/SPEC C-K201 X2CrNi12	0.069	
QTY.	DESCRIPTION	DIMENSIONS	ITEM NO.	REF. DRGS	MATL.SPEC.	WT/UNIT IN KGS	REMARKS
GROUP: 1-6 ROOF ASSEMBLY				SURFACE AREA IN Sq.m.:0.07		WT/ASSY IN Kgs:0.56	
CLOSING ANGLE					SCALE 1:2	SSE/D	Signature
					ALT.	ALTD	
						DRN	K.Sriram
INDIAN RAILWAY STANDARDS					SHEET 1 OF 1		
INTEGRAL COACH FACTORY, CHENNAI - 600038					AAA16943		
					A3		


ALL DIMENSIONS ARE IN mm UNLESS OTHERWISE SPECIFIED. FOR UNTOLERANCED DIMENSIONS AND ROUGHNESS VALUES, REFER DRAWING NO ICF/STD-9 0 001.  
ANY MANUAL ALTERATION SHALL AUTOMATICALLY RENDER THIS DRAWING INVALID. WELDING SYMBOLS ARE AS PER IS: 813:1986.

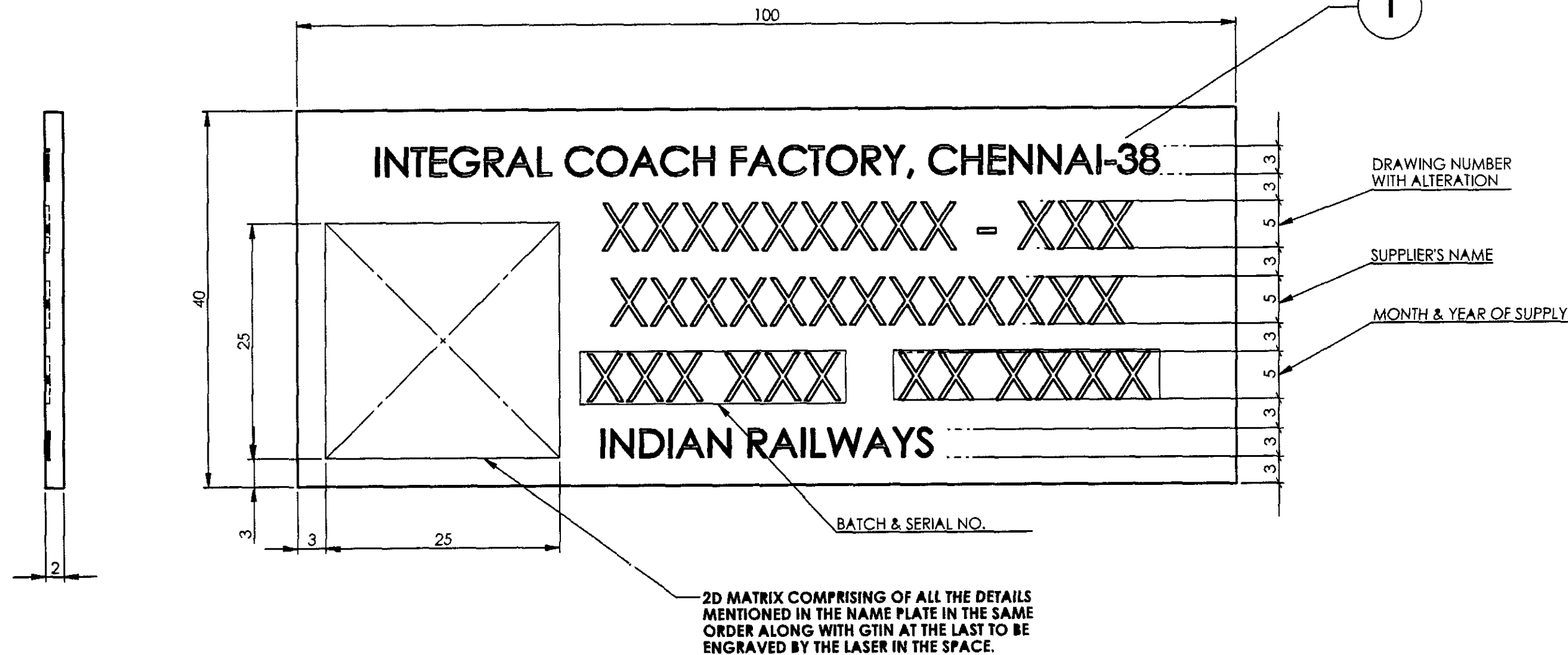
REF.DRG.NO.3 10113.0.20.200.129

	21-03-2013	Signature
DATE OF LATEST ALT.	DATE OF FIRST ISSUE	AME/SME

AAA51072


▽ ROUGH MACHINED	① ROUGH CLEANED
▽▽ FINISH MACHINED	①① BURRS REMOVED
▽▽▽ FINE FINISH MACHINED	①①① CHAMFERED


REVISIONS			
ALT.	ZONE	DESCRIPTION	APPROVED & DATE
a		NAME PLATE REVISED.	-sd-
b		DESIGN REVISED.	-sd-
c		BATCH & SERIAL NO. ADDED	-sd-
d		NOTE-2 ADDED.	



**NOTE:**

1. LETTERS TO BE PUNCHED OR ENGRAVED.
2. ALTERNATIVELY AISI-304/SS-304 (X02Cr19Ni10)/IS:6911(X04Cr19Ni9) ALSO ACCEPTABLE.

1	NAME PLATE FOR SUPPLIER IDENTIFICATION	2x40x100	1		RDSO/SPEC C-K201 X2 Cr Ni 12	0.063	\$
QTY	DESCRIPTION	DIMENSIONS	ITEM NO.	REF. DRGS	MATL.SPEC.	WT/UNIT IN KGS	REMARKS
GROUP: 5-1 Body Side Doors				SURFACE AREA IN Sq.m.:0.009		WT/ASSY IN Kgs:	
NAME PLATE FOR SUPPLIER IDENTIFICATION					SCALE 2:1	SSE/D	
					ALT. d	CHD	
						ALTD	KUNTI THAKUR
INDIAN RAILWAY STANDARDS						DRN	G. NAGESWARAN
INTEGRAL COACH FACTORY, CHENNAI - 600038					SHEET 1 OF 1	AAA51072	
						A3	

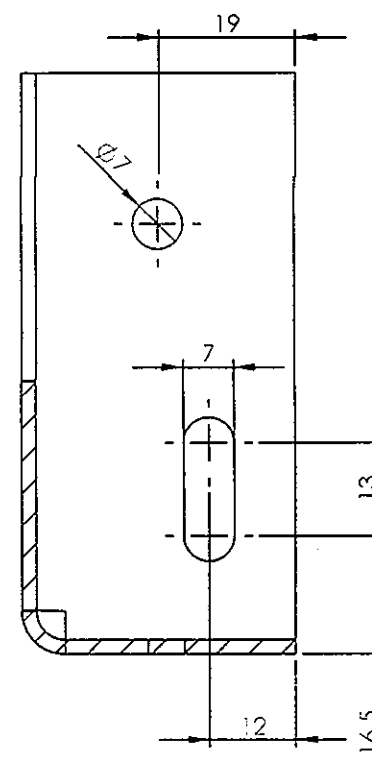
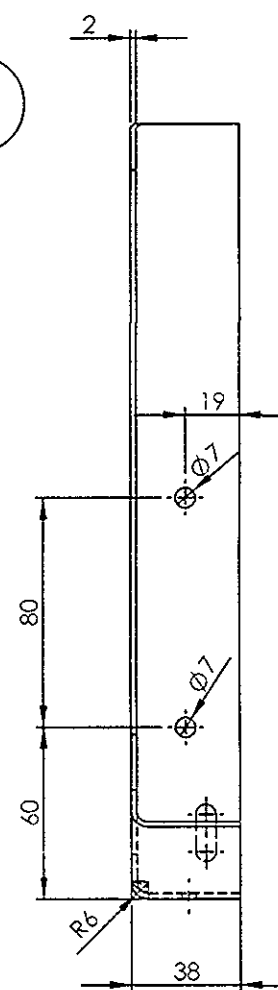
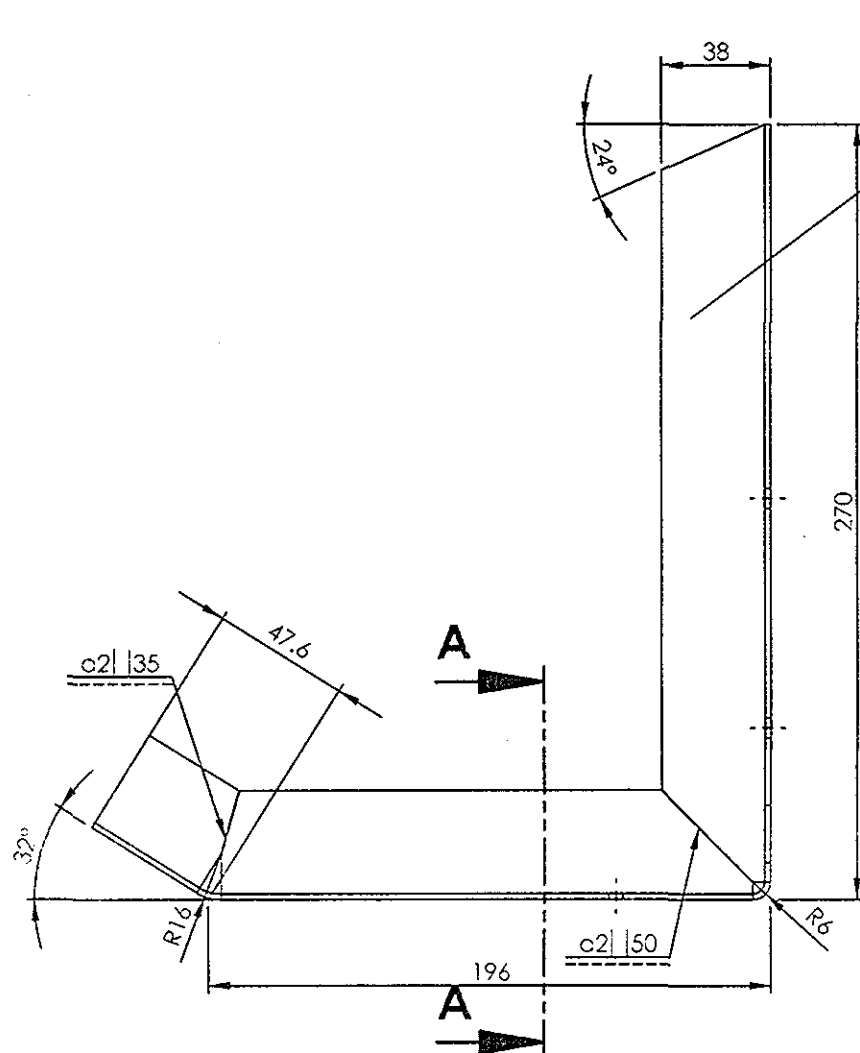
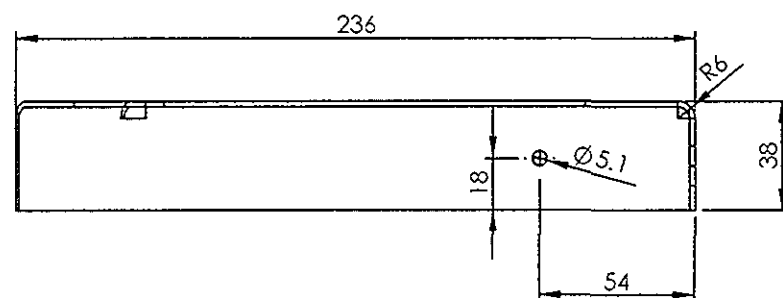
06-07-2024	02.06.2010	
DATE OF LATEST ALT.	DATE OF FIRST ISSUE	AME/SME


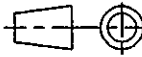
REF.DRG.NO.

AAB10005

▽ ROUGH MACHINED	① ROUGH CLEANED
▽ FINISH MACHINED	② BURRS REMOVED
▽ FINISH VACUUM	③ CHAMFERED

REVISIONS			
ALT.	ZONE	DESCRIPTION	APPROVED & DATE

SECTION A-A  
SCALE 1 : 1

1	BRACKET	2x72x508	1		RDSO/SPEC C- K201 X2CrNi12	0.547	
QTY.	DESCRIPTION	DIMENSIONS	ITEM NO.	REF. DRGS	MATL.SPEC.	WT/UNIT IN KGS	REMARKS
GROUP: 1-0		SURFACE AREA IN Sq.m.:0.071			WT/ASSY IN Kgs:0.547		
BRACKET					SCALE	SSE/D	
					1:2.5	CHD	
					ALT.	ALTD	
						DRN	L.PANDURANGA RAO
INDIAN RAILWAY STANDARDS  INTEGRAL COACH FACTORY, CHENNAI - 600038				SHEET 1 OF 1			
					AAB10005		A3

ALL DIMENSIONS ARE IN mm UNLESS OTHERWISE SPECIFIED. FOR UNTOLERANCED DIMENSIONS AND FINISHNESS VALUES, REFER DRAWING NO IC1/STD 9.0.001.  
ANY MANUAL ALTERATION SHALL AUTOMATICALLY RENDER THIS DRAWING INVALID. WELDING SYMBOLS ARE AS PER IS: 813:1986.

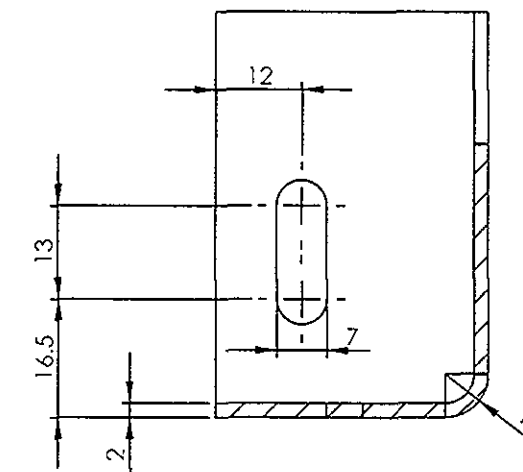
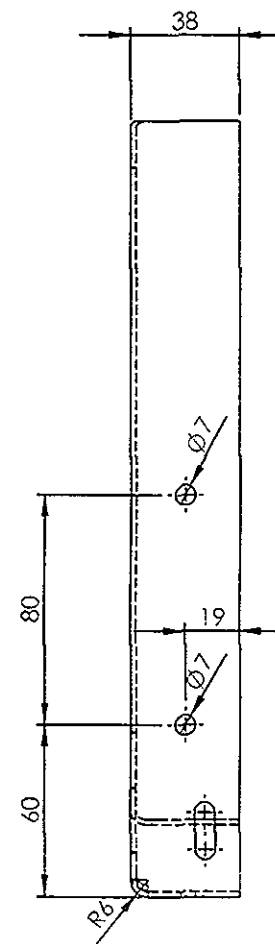
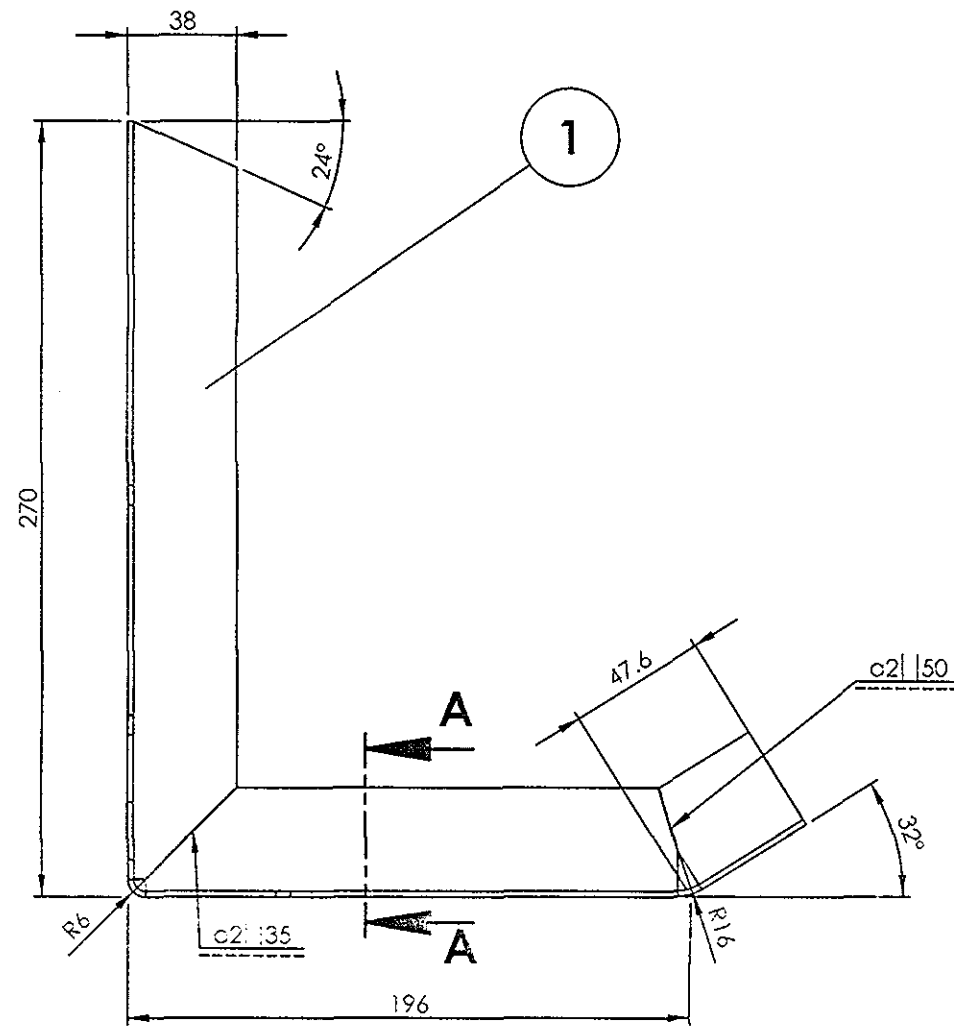
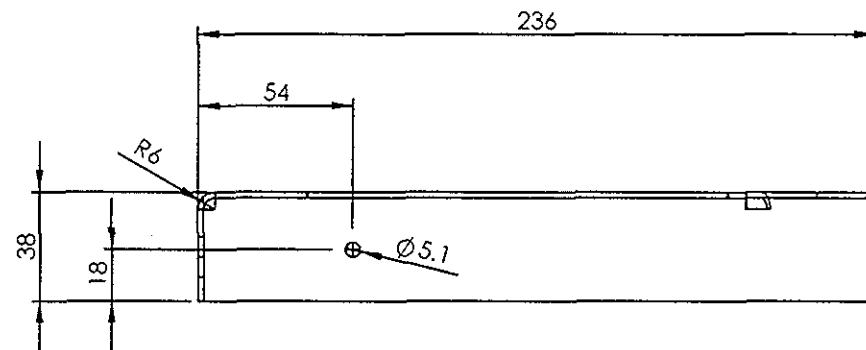
REF.DRG.NO.3 10113.0.20.095.112

DATE OF LATEST ALT.	10-04-2013	AME/SME
---------------------	------------	---------

AAB10006

▽ ROUGH MACHINED	⊖ ROUGH CLEANED
▽▽ FINISH MACHINED	⊖⊖ BURRS REMOVED
▽▽▽ FINE FINISH MACHINED	⊖⊖⊖ CHAMFERED


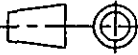
REVISIONS			
ALT.	ZONE	DESCRIPTION	APPROVED & DATE

SECTION A-A  
SCALE 1 : 1

ALL DIMENSIONS ARE IN mm UNLESS OTHERWISE SPECIFIED. FOR UNTOLERANCED DIMENSIONS AND SURFINISH VALUES, REFER DRAWING NO ICY/STD 9 0 001.  
ANY MANUAL ALTERATION SHALL AUTOMATICALLY RENDER THIS DRAWING INVALID. WELDING SYMBOLS ARE AS PER IS: 813 1986.

REF.DRG.NO.3 10113.0.20.095.113


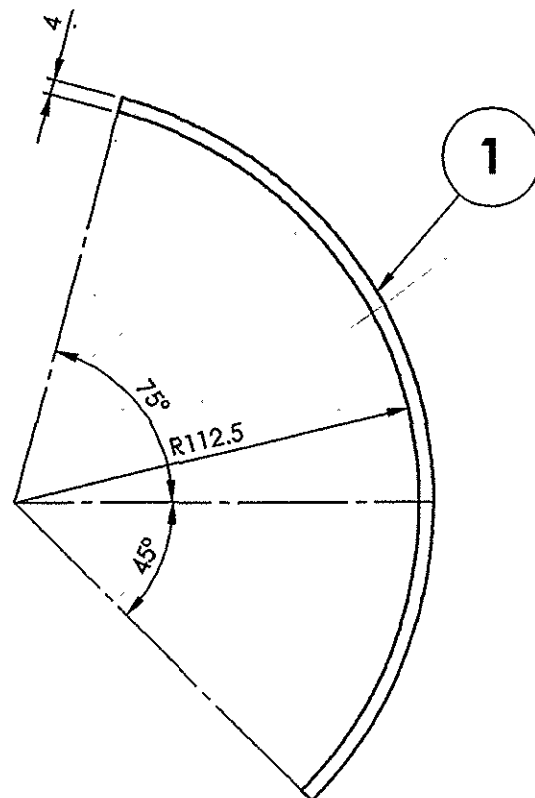
	10-04-2013	10/4/13
DATE OF LATEST ALT.	DATE OF FIRST ISSUE	AME/SME

1	BRACKET	2x72x508	1		RDSO/SPEC C-K201 X2CrNi12	0.547	
QTY.	DESCRIPTION	DIMENSIONS	ITEM NO.	REF. DRGS	MATL.SPEC.	WT/UNIT IN KGS	REMARKS
GROUP: 1-0		SURFACE AREA IN Sq.m.:0.071			WT/ASSY IN Kgs:0.547		
BRACKET					SCALE	SSE/D	
					1:2	CHD	
					ALT.	ALTD	
						DRN	L.PANDURANGA RAO
INDIAN RAILWAY STANDARDS							
INTEGRAL COACH FACTORY, CHENNAI - 600038					SHEET 1 OF 1	AAB10006	
						A3	

AAB10008

▽ ROUGH MACHINED	① ROUGH CLEANED
▽▽ FINISH MACHINED	①b BURRS REMOVED
▽▽▽ FINE FINISH MACHINED	⑱ CHAMFERED

REVISIONS			
ALT.	ZONE	DESCRIPTION	APPROVED & DATE



1	RING	4 x 63 x 240	1		RDSO/SPEC C-K201 X2CrNi12	0.483	
QTY.	DESCRIPTION	DIMENSIONS	ITEM NO.	REF. DRGS	MATL.SPEC.	WT/UNIT IN KGS	REMARKS
GROUP: 1-6 ROOF ASSEMBLY		SURFACE AREA IN Sq.m.:0.033			WT/ASSY IN Kgs:0.483		
RING					SCALE	SSE/D	W. S. Prasad
					1:2	CHD	
					ALT.	ALTD	
					DRN	K.Sriram	
					INDIAN RAILWAY STANDARDS		
INTEGRAL COACH FACTORY, CHENNAI - 600038			AAB10008				
						A3	

ALL DIMENSIONS ARE IN mm UNLESS OTHERWISE SPECIFIED. FOR UNTOLERANCED DIMENSIONS AND ROUGHNESS, VALUES, REFER DRAWING NO IC/STD-9-0-001.  
ANY MANUAL ALTERATION SHALL AUTOMATICALLY RENDER THIS DRAWING INVALID. WELDING SYMBOLS ARE AS PER IS: 813-1986.

REF.DRG.NO.-

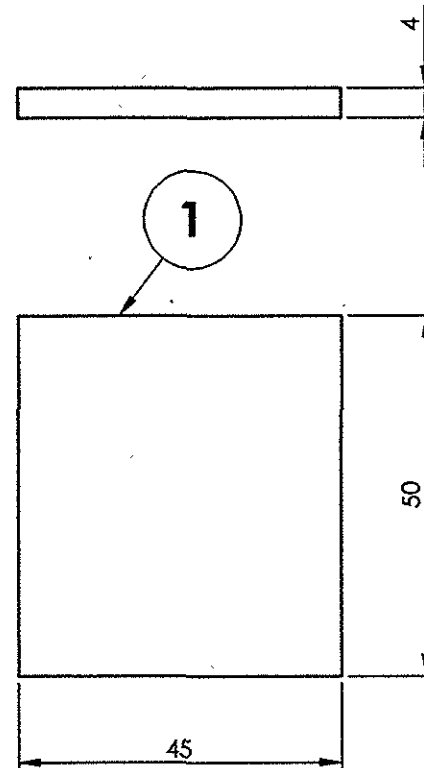
	12-06-2013	<i>W. S. Prasad</i>
DATE OF LATEST ALT.	DATE OF FIRST ISSUE	AME/SME

AAB10010

▽ ROUGH MACHINED	① ROUGH CLEANED
▽▽ FINISH MACHINED	①b BURRS REMOVED
▽▽▽ FINE FINISH MACHINED	⑱ CHAMFERED

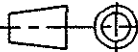
## REVISIONS

ALT.	ZONE	DESCRIPTION	APPROVED & DATE
------	------	-------------	-----------------



ALL DIMENSIONS ARE IN mm UNLESS OTHERWISE SPECIFIED. FOR UNTOLERANCED DIMENSIONS AND ROUGHNESS VALUES, REFER DRAWING NO ICF/STD-9-0-001.  
ANY MANUAL ALTERATION SHALL AUTOMATICALLY RENDER THIS DRAWING INVALID. WELDING SYMBOLS ARE AS PER IS: 813-1986.

REF:DRG.NO.-

1	PLATE	4 x 45 x 50	1		RDSO/SPEC C-K201 X2CrNi12	0.072		
QTY.	DESCRIPTION	DIMENSIONS	ITEM NO.	REF. DRGS	MATL.SPEC.	WT/UNIT IN KGS	REMARKS	
GROUP: 1-6 ROOF ASSEMBLY		SURFACE AREA IN Sq.m.:0.005			WT/ASSY IN Kgs:0.072			
PLATE					SCALE	SSE/D	K.Sriram	
					1:1	CHD		
					ALT.	ALTD		
						DRN	K.Sriram	
INDIAN RAILWAY STANDARDS INTEGRAL COACH FACTORY, CHENNAI - 600038								
					SHEET 1 OF 1		AAB10010	A3

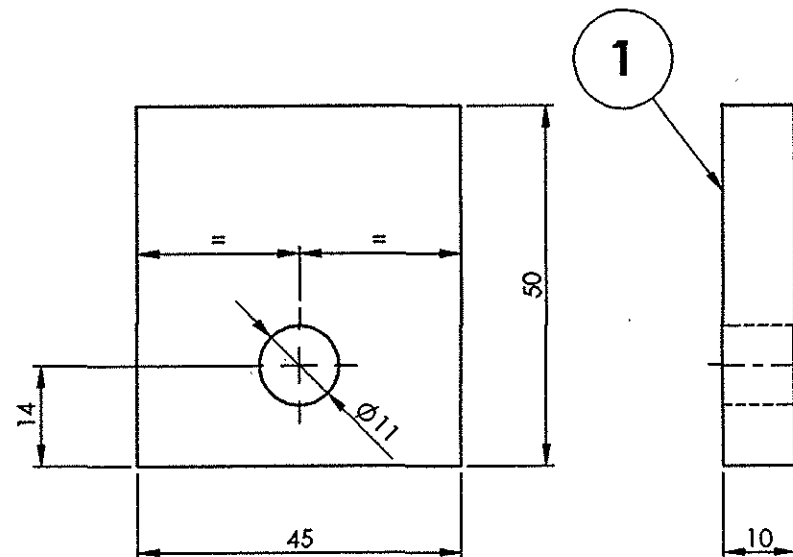
	12-06-2013	
DATE OF LATEST ALT.	DATE OF FIRST ISSUE	AME/SME

AAB10073

▽ ROUGH MACHINED	① ROUGH CLEANED
▽▽ FINISH MACHINED	② BURRS REMOVED
▽▽▽ FINE FINISH MACHINED	③ CHAMFERED

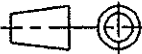
## REVISIONS

ALT.	ZONE	DESCRIPTION	APPROVED & DATE
------	------	-------------	-----------------



ALL DIMENSIONS ARE IN mm UNLESS OTHERWISE SPECIFIED. FOR UNTOLERANCED DIMENSIONS AND ROUGHNESS VALUES, REFER DRAWING NO ICF/STD-9-0-001.  
ANY MANUAL ALTERATION SHALL AUTOMATICALLY RENDER THIS DRAWING INVALID. WELDING SYMBOLS ARE AS PER IS: 813-1986.

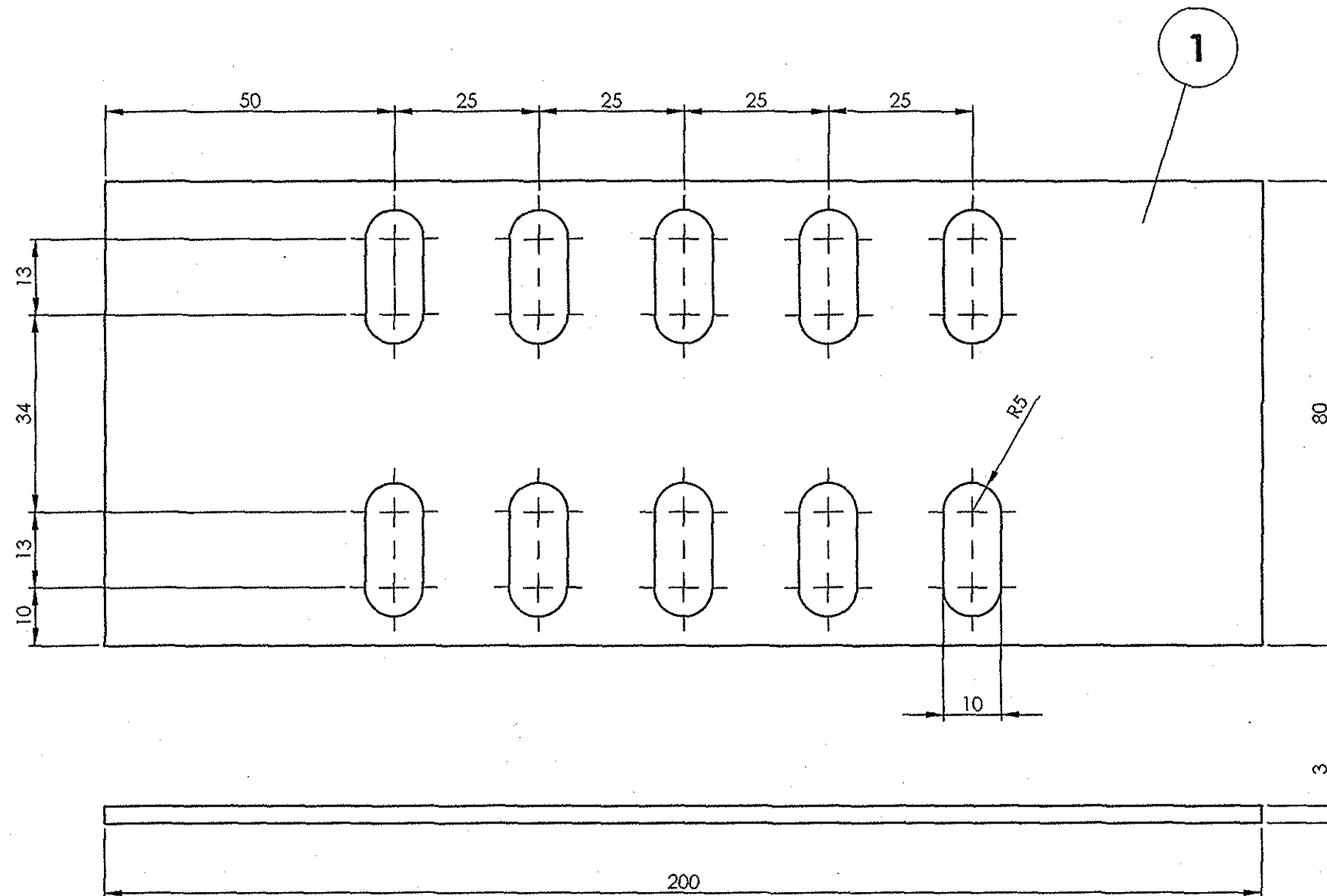
REF.DRG.NO.

1	PLATE	10 x 45 x 50	1		RDSO/SPEC C-K201 X2CrNi12	0.172			
QTY.	DESCRIPTION	DIMENSIONS	ITEM NO.	REF. DRGS	MATL.SPEC.	WT/UNIT IN KGS	REMARKS		
GROUP: 1-6 ROOF ASSEMBLY		SURFACE AREA IN Sq.m.:0.007			WT/ASSY IN Kgs:0.172				
PLATE					SCALE	SSE/D	K.Sriram		
					1:1	CHD			
					ALT.	ALTD			
					DRN		K.Sriram		
					INDIAN RAILWAY STANDARDS		SHEET 1 OF 1		
INTEGRAL COACH FACTORY, CHENNAI - 600038		AAB10073					A3		

AAB16550

▽ ROUGH MACHINED	① ROUGH CLEANED
▽▽ FINISH MACHINED	② BURRS REMOVED
▽▽▽ FINE FINISH MACHINED	③ CHAMFERED


REVISIONS			
ALT.	ZONE	DESCRIPTION	APPROVED & DATE



ALL DIMENSIONS ARE IN mm UNLESS OTHERWISE SPECIFIED. FOR UNTOLERANCED DIMENSIONS AND ROUGHNESS VALUES, REFER DRAWING NO ICF/STD-9-0-001.  
ANY MANUAL ALTERATION SHALL AUTOMATICALLY RENDER THIS DRAWING INVALID. WELDING SYMBOLS ARE AS PER IS: 813-1986.  
WEIGHT GIVEN IN DRAWING IS FOR INDICATIVE PURPOSE ONLY

REF.DRG.NO.-

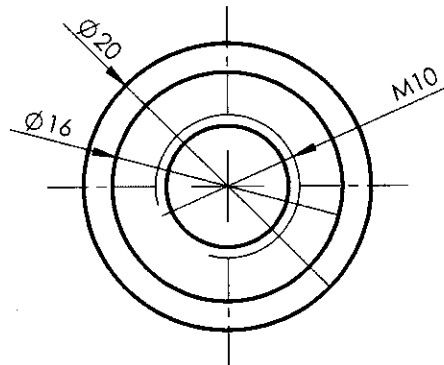
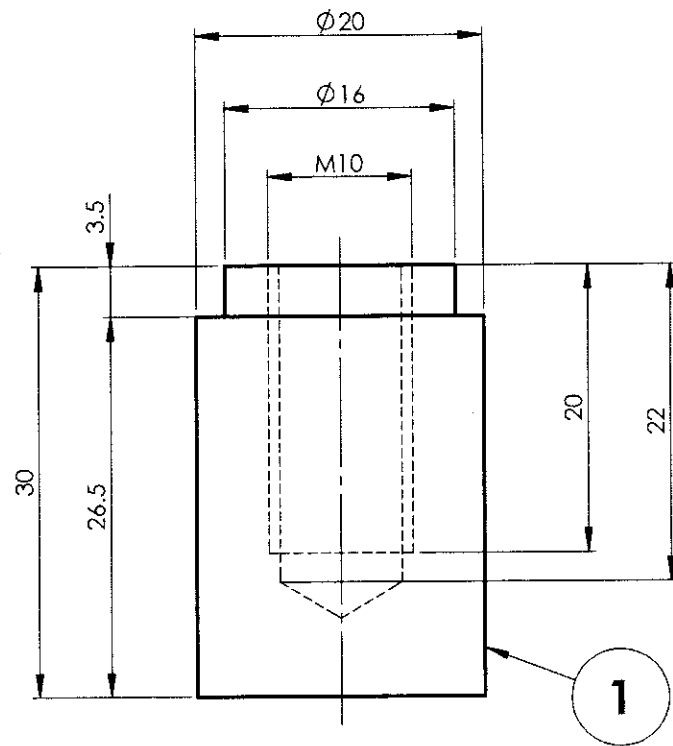
DATE OF LATEST ALT.	9/2/16	A. M.
DATE OF FIRST ISSUE		AME/SME

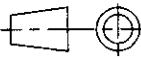
1	FLAT	3x80x200	1		RDSO/SPEC C-K201 X2CrNi12	0.33	
QTY.	DESCRIPTION	DIMENSIONS	ITEM NO.	REF. DRGS	MATL.SPEC.	WT/UNIT IN KGS	REMARKS
GROUP: 1-6		SURFACE AREA IN Sq.m.:			WT/ASSY IN Kgs:		
FLAT					SCALE	SSE/D	
					1:1	CHD	
					ALT.	ALTD	
						DRN	P.MURUGAN
					INDIAN RAILWAY STANDARDS		
INTEGRAL COACH FACTORY, CHENNAI - 600038					SHEET 1 OF 1	AAB16550	
							A3



1		2		3		4		5		6		7		8																																																					
<div style="border: 1px solid black; padding: 5px; display: inline-block;"> <b>AAD16884</b> </div>						<div style="display: flex; justify-content: space-between;"> <div>             ▽ ROUGH MACHINED              ▽▽ FINISH MACHINED              ▽▽▽ FINE F.N.SH MACHINED           </div> <div>             (01) ROUGH CLEANED              (01-02) BURRS REMOVED              (18) CHAMFERED           </div> </div>		<div style="display: flex; justify-content: space-between;"> <div>             REVISIONS              ALT.    ZONE    DESCRIPTION              APPROVED &amp; DATE           </div> </div>																																																											
<div style="display: flex; justify-content: space-around; align-items: center;"> <div style="text-align: center;"> </div> <div style="text-align: center;"> </div> </div>																																																																			
<div style="display: flex; justify-content: space-between;"> <div style="width: 45%;"> <p>ALL DIMENSIONS ARE IN mm UNLESS OTHERWISE SPECIFIED. FOR UNTOLERANCED DIMENSIONS AND ROUGHNESS VALUES, REFER DRAWING NO ICF/STD-9-0-001. ANY MANUAL ALTERATION SHALL AUTOMATICALLY RENDER THIS DRAWING INVALID. WELDING SYMBOLS ARE AS PER IS: 813-1986. WEIGHT GIVEN IN DRAWING IS FOR INDICATIVE PURPOSE ONLY</p> </div> <div style="width: 50%;"> <table border="1" style="width: 100%; border-collapse: collapse;"> <tr> <td>1</td> <td>SCREWING PIECE</td> <td>Ø 20 X 30</td> <td>1</td> <td></td> <td>AISI 304</td> <td>0.06</td> <td></td> </tr> <tr> <th>QTY</th> <th>DESCRIPTION</th> <th>DIMENSIONS</th> <th>ITEM NO.</th> <th>REF. DRGS</th> <th>MATL.SPEC.</th> <th>WT/UNIT IN KGS</th> <th>REMARKS</th> </tr> <tr> <td colspan="4">GROUP: 1-6 Roof Construction</td> <td colspan="2">SURFACE AREA IN Sq.m.:</td> <td colspan="2">WT/ASSY IN Kgs:</td> </tr> <tr> <td colspan="6" rowspan="4" style="text-align: center; vertical-align: middle;"> <div style="font-size: 1.2em; font-weight: bold;">SCREWING PIECE</div> </td> <td>SCALE</td> <td>SSE/D</td> <td rowspan="2" style="text-align: center; vertical-align: middle;"> </td> </tr> <tr> <td>2:1</td> <td>CHD</td> </tr> <tr> <td>ALT.</td> <td>ALTD</td> <td rowspan="2" style="text-align: center; vertical-align: middle;">S K MUTHUKUMAR</td> </tr> <tr> <td>-</td> <td>DRN</td> </tr> <tr> <td colspan="6" style="text-align: center;"> <div style="font-weight: bold;">INDIAN RAILWAY STANDARDS</div> <div>INTEGRAL COACH FACTORY, CHENNAI - 600038</div> </td> <td colspan="2" style="text-align: center;"> <div>SHEET 1 OF 1</div> </td> </tr> <tr> <td colspan="2" style="text-align: center;"> <div style="border: 1px solid black; padding: 2px;"> <b>AAD16884</b> </div> </td> <td colspan="2" style="text-align: center;"> <div style="border: 1px solid black; padding: 2px;"> <b>A3</b> </div> </td> </tr> </table> </div> </div>																1	SCREWING PIECE	Ø 20 X 30	1		AISI 304	0.06		QTY	DESCRIPTION	DIMENSIONS	ITEM NO.	REF. DRGS	MATL.SPEC.	WT/UNIT IN KGS	REMARKS	GROUP: 1-6 Roof Construction				SURFACE AREA IN Sq.m.:		WT/ASSY IN Kgs:		<div style="font-size: 1.2em; font-weight: bold;">SCREWING PIECE</div>						SCALE	SSE/D		2:1	CHD	ALT.	ALTD	S K MUTHUKUMAR	-	DRN	<div style="font-weight: bold;">INDIAN RAILWAY STANDARDS</div> <div>INTEGRAL COACH FACTORY, CHENNAI - 600038</div>						<div>SHEET 1 OF 1</div>		<div style="border: 1px solid black; padding: 2px;"> <b>AAD16884</b> </div>		<div style="border: 1px solid black; padding: 2px;"> <b>A3</b> </div>	
1	SCREWING PIECE	Ø 20 X 30	1		AISI 304	0.06																																																													
QTY	DESCRIPTION	DIMENSIONS	ITEM NO.	REF. DRGS	MATL.SPEC.	WT/UNIT IN KGS	REMARKS																																																												
GROUP: 1-6 Roof Construction				SURFACE AREA IN Sq.m.:		WT/ASSY IN Kgs:																																																													
<div style="font-size: 1.2em; font-weight: bold;">SCREWING PIECE</div>						SCALE	SSE/D																																																												
						2:1	CHD																																																												
						ALT.	ALTD	S K MUTHUKUMAR																																																											
						-	DRN																																																												
<div style="font-weight: bold;">INDIAN RAILWAY STANDARDS</div> <div>INTEGRAL COACH FACTORY, CHENNAI - 600038</div>						<div>SHEET 1 OF 1</div>																																																													
<div style="border: 1px solid black; padding: 2px;"> <b>AAD16884</b> </div>		<div style="border: 1px solid black; padding: 2px;"> <b>A3</b> </div>																																																																	
REF.DRG.NO.		DATE OF LATEST ALT.		DATE OF FIRST ISSUE		AME/SME																																																													

REVISIONS			
ALT.	ZONE	DESCRIPTION	APPROVED & DATE

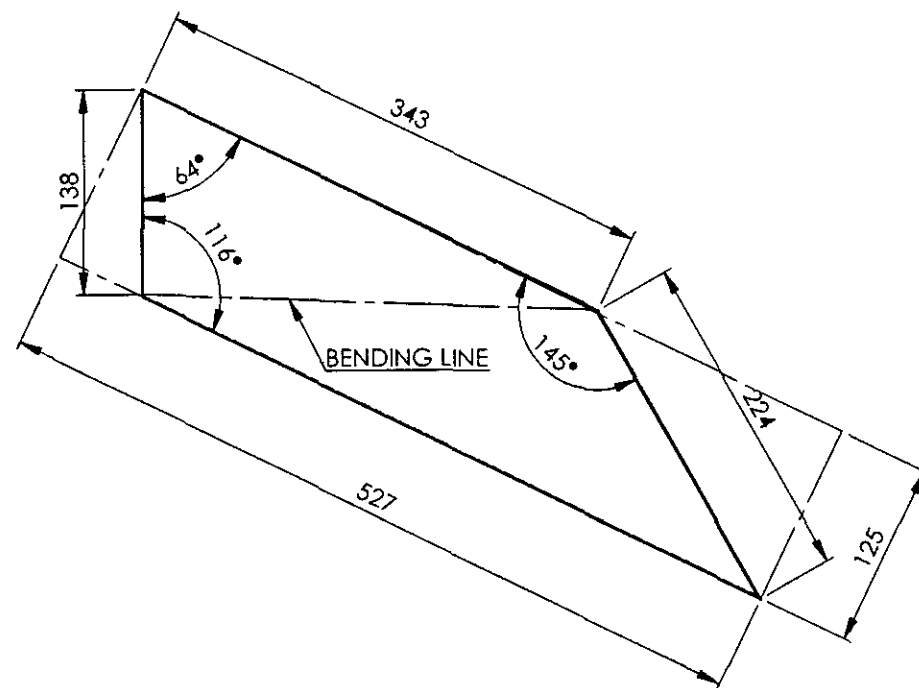
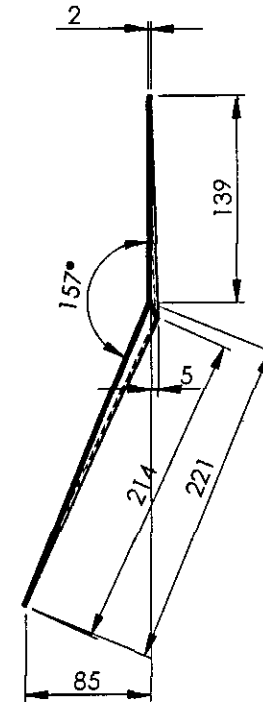
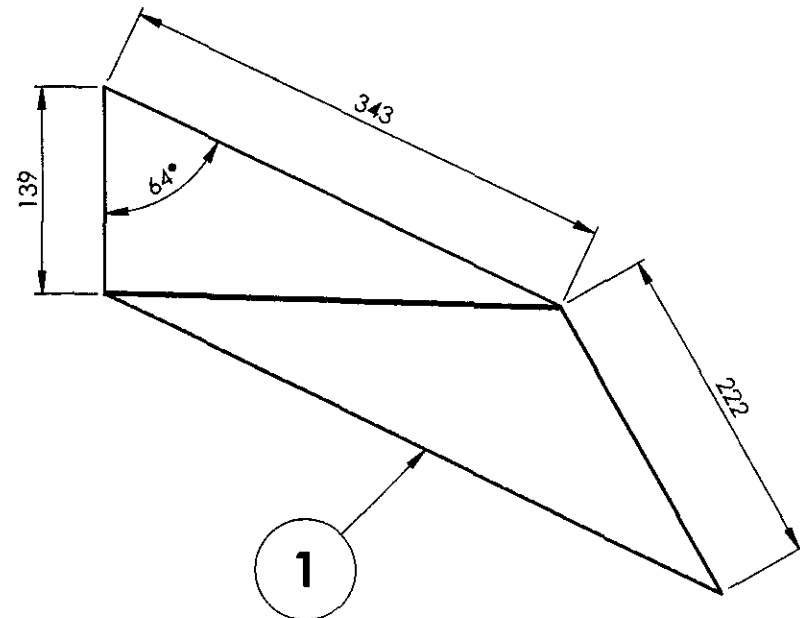


1	SCREWING PIECE	Ø 20 X 30	1		AISI 304	0.06	
QTY	DESCRIPTION	DIMENSIONS	ITEM NO.	REF. DRGS	MATL.SPEC.	WT/UNIT IN KGS	REMARKS
GROUP: 1-6 Roof Construction		SURFACE AREA IN Sq.m.:			WT/ASSY IN Kgs:		
SCREWING PIECE					SCALE	SSE/D	<i>L. Panduranga Rao</i>
					2:1	CHD	
					ALT.	ALTD	
					-	DRN	S K MUTHUKUMAR
INDIAN RAILWAY STANDARDS				SHEET 1 OF 1			
INTEGRAL COACH FACTORY, CHENNAI - 600038					AAD16884		A3

AAE16686

▽ ROUGH MACHINED	① ROUGH CLEANED
▽▽ FINISH MACHINED	② BURRS REMOVED
▽▽▽ FINE FINISH MACHINED	③ CHAMFERED

REVISIONS				APPROVED & DATE
ALT.	ZONE	DESCRIPTION		
a		DIMENSION REVISED. VIEWS UPDATED.		<i>[Signature]</i> 19/07/24



DEVELOPMENT VIEW

1	SIDE SHEET	2 x 126 x 531	1		RDSO/SPEC C-K201 X2CrNi12	0.865	
Default	DESCRIPTION	DIMENSIONS	ITEM NO.	REF. DRGS	MATL.SPEC.	WT/UNIT IN KGS	REMARKS
GROUP: 1-6 Roof Construction		SURFACE AREA IN Sq.m.:0.111			WT/ASSY IN Kgs:0.865		
SIDE SHEET					SCALE	SSE/D	<i>[Signature]</i>
					1:5	CHD	
					ALT.	ALTD	E.SATHISH KUMAR
					2	DRN	E.SATHISH KUMAR
INDIAN RAILWAY STANDARDS INTEGRAL COACH FACTORY, CHENNAI - 600038							
					SHEET 1 OF 1		AAE16686

ALL DIMENSIONS ARE IN mm UNLESS OTHERWISE SPECIFIED. FOR UNTOLERANCED DIMENSIONS AND ROUGHNESS VALUES, REFER DRAWING NO ICF/STD-9-0-001.  
ANY MANUAL ALTERATION SHALL AUTOMATICALLY RENDER THIS DRAWING INVALID. WELDING SYMBOLS ARE AS PER IS: 813-1986.

REF.DRG.NO.3 10113.0.20.200.140

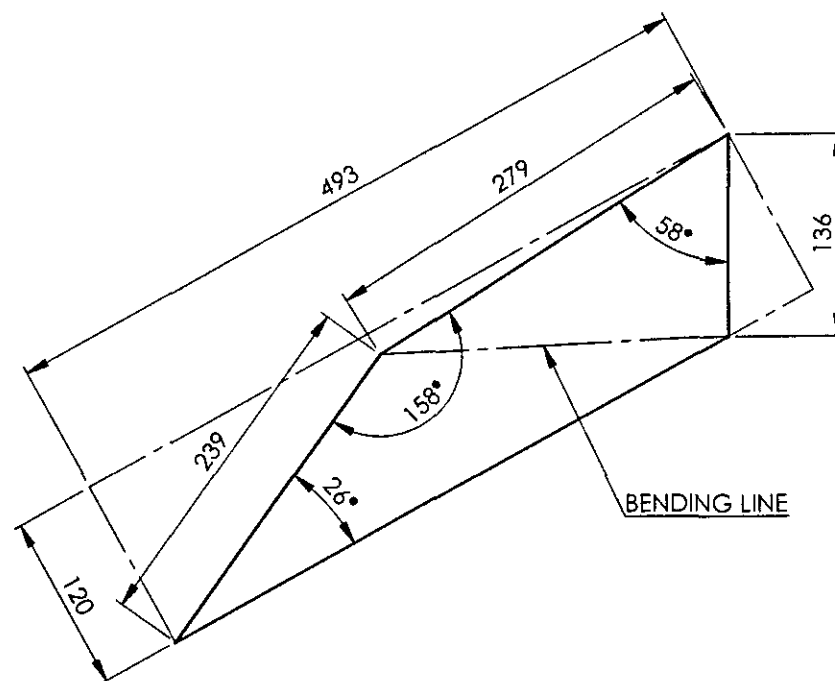
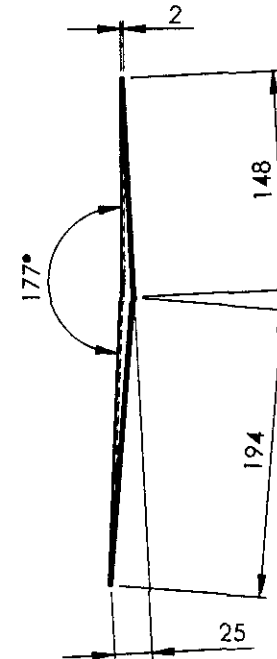
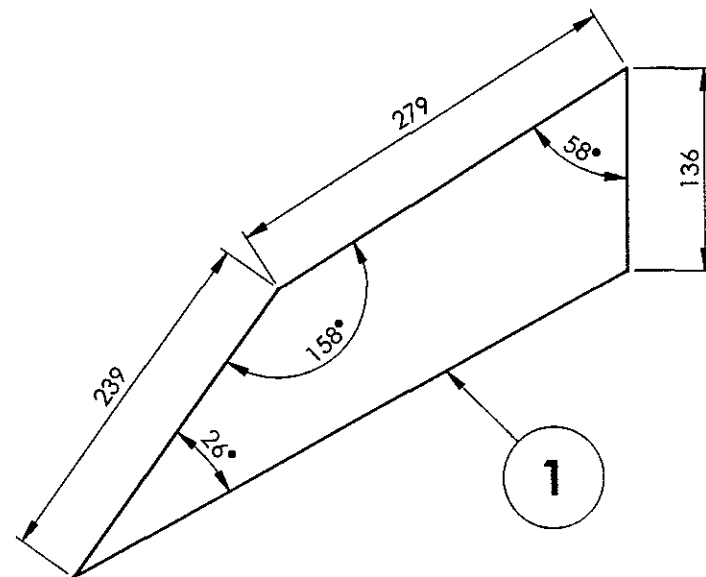
15-03-24	07-06-23	<i>[Signature]</i>
DATE OF LATEST ALT.	DATE OF FIRST ISSUE	AME/SME

AAE16687

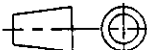
▽ ROUGH MACHINED	① ROUGH CLEANED
▽▽ FINISH MACHINED	①b BURRS REMOVED
▽▽▽ FINE FINISH MACHINED	①8 CHAMFERED

## REVISIONS

ALT.	ZONE	DESCRIPTION	APPROVED & DATE
a		DIMENSION REVISED. VIEWS UPDATED.	<i>[Signature]</i> 19/3/24



DEVELOPMENT VIEW

1	SIDE SHEET	2 x 119 x 493	1		RDSO/SPEC C-K201 X2CrNi12	0.613	
Default	DESCRIPTION	DIMENSIONS	ITEM NO.	REF. DRGS	MATL.SPEC.	WT/UNIT IN KGS	REMARKS
GROUP: 1-6 Roof Construction		SURFACE AREA IN Sq.m.:0.079			WT/ASSY IN Kgs:0.613		
SIDE SHEET					SCALE	SSE/D	<i>Pandurang B</i>
					1:5	CHD	
					ALT.	ALTD	E.SATHISH KUMAR
					2	DRN	E.SATHISH KUMAR
INDIAN RAILWAY STANDARDS							
INTEGRAL COACH FACTORY, CHENNAI - 600038					SHEET 1 OF 1	AAE16687	
							A3

15-03-24

07-06-23

AME/SME

DATE OF LATEST ALT.

DATE OF FIRST ISSUE

REF.DRG.NO.3 10113.0.20.200.144


ALL DIMENSIONS ARE IN mm UNLESS OTHERWISE SPECIFIED. FOR UNTOLERANCED DIMENSIONS AND ROUGHNESS VALUES, REFER DRAWING NO ICF/STD-9-0-001.  
ANY MANUAL ALTERATION SHALL AUTOMATICALLY RENDER THIS DRAWING INVALID. WELDING SYMBOLS ARE AS PER IS: 813-1986.

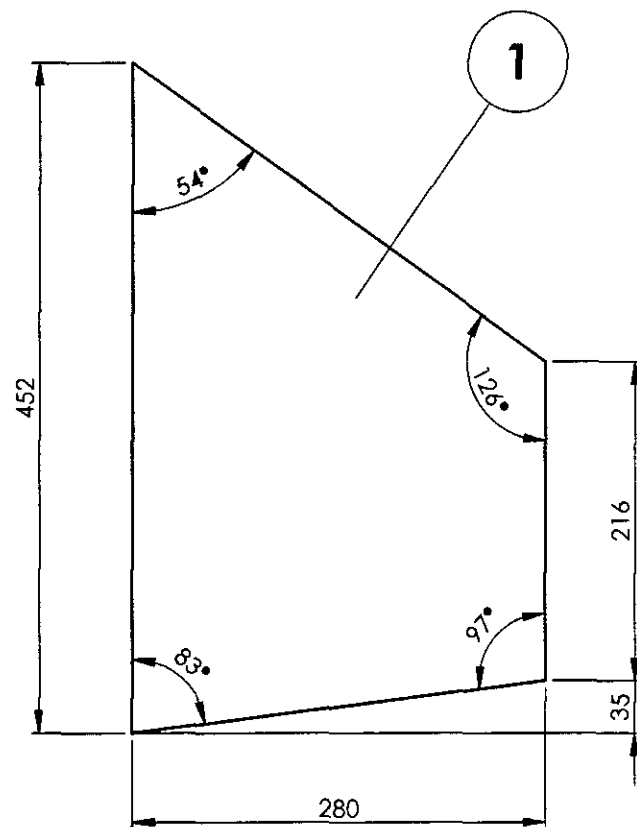
1		2		3		4		5		6		7		8	
AAE16688				▽ ROUGH MACHINED		① ROUGH CLEANED		REVISIONS							
				▽▽ FINISH MACHINED		①b BURRS REMOVED		ALT.		ZONE		DESCRIPTION		APPROVED & DATE	
				▽▽▽ FINE FINISH MACHINED		①8 CHAMFERED		a				DIMENSION REVISED. VIEWS UPDATED.		17/12/24	
A															
B															
C															
D															
E															
F															
ALL DIMENSIONS ARE IN mm UNLESS OTHERWISE SPECIFIED. FOR UNTOLERANCED DIMENSIONS AND ROUGHNESS VALUES, REFER DRAWING NO ICF/STD-9-0-001. ANY MANUAL ALTERATION SHALL AUTOMATICALLY RENDER THIS DRAWING INVALID. WELDING SYMBOLS ARE AS PER IS: 813-1986.															
15-03-2407-06-23AME/SME															
REF.DRG.NO.3 10113.0.20.200.141															
12345678															


1	BOTTOM SHEET	2 x 426 x 450	1		RDSO/SPEC C-K201 X2CrNi12	2.269	
Default	DESCRIPTION	DIMENSIONS	ITEM NO.	REF. DRGS	MATL.SPEC.	WT/UNIT IN KGS	REMARKS
GROUP: 1-6 Roof Construction				SURFACE AREA IN Sq.m.:0.287		WT/ASSY IN Kgs:2.269	
BOTTOM SHEET					SCALE 1:5	SSE/D CHD	17/12/24
					ALT. a	ALTD DRN	E.SATHISH KUMAR
INDIAN RAILWAY STANDARDS					SHEET 1 OF 1		
INTEGRAL COACH FACTORY, CHENNAI - 600038					AAE16688		A3

AAE16689

▽ ROUGH MACHINED	① ROUGH CLEANED
▽▽ FINISH MACHINED	①b BURRS REMOVED
▽▽▽ FINE FINISH MACHINED	⑱ CHAMFERED

REVISIONS			
ALT.	ZONE	DESCRIPTION	APPROVED & DATE
a		DIMENSION REVISED. VIEWS UPDATED.	 8/13/24



1	TOP SHEET	2 x 280x 452	1		RDSO/SPEC C-K201 X2CrNi12	1.492	
Default	DESCRIPTION	DIMENSIONS	ITEM NO.	REF. DRGS	MATL.SPEC.	WT/UNIT IN KGS	REMARKS
GROUP: 1-6 Roof Construction		SURFACE AREA IN Sq.m.:0.189			WT/ASSY IN Kgs: 1.492		
TOP SHEET					SCALE	SSE/D	L. Pandiragala
					1:5	CHD	
					ALT. a	ALTD	E.SATHISH KUMAR
						DRN	E.SATHISH KUMAR
INDIAN RAILWAY STANDARDS  INTEGRAL COACH FACTORY, CHENNAI - 600038				SHEET 1 OF 1			
					AAE16689		
					A3		

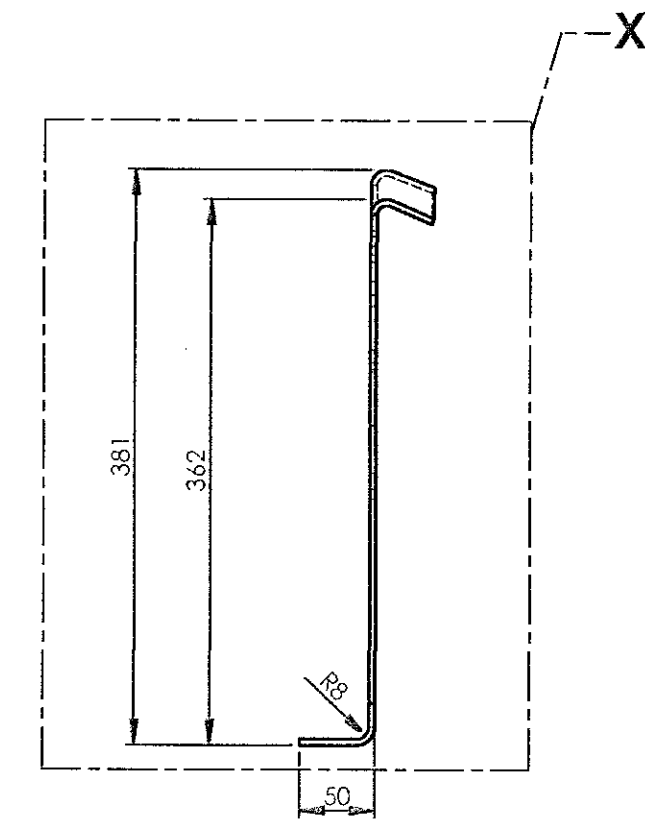
ALL DIMENSIONS ARE IN mm UNLESS OTHERWISE SPECIFIED. FOR UNTOLERANCED DIMENSIONS AND ROUGHNESS VALUES, REFER DRAWING NO ICF/STD-9-0-001.  
ANY MANUAL ALTERATION SHALL AUTOMATICALLY RENDER THIS DRAWING INVALID. WELDING SYMBOLS ARE AS PER IS: 813-1986.



REF.DRG.NO.3 10113.0.20.200.139

15-03-24	07-06-23	V. Sathish Kumar
DATE OF LATEST ALT.	DATE OF FIRST ISSUE	AME/SME

ANY MANUAL ALTERATION SHALL AUTOMATICALLY RENDER THIS DRAWING INVALID. WELDING SYMBOLS ARE AS PER IS:813-1986. WEIGHT GIVEN IN DRAWING IS FOR INDICATIVE PURPOSE ONLY.

12/01/26	04/09/25	<i>[Signature]</i>
DATE OF LATEST ALT.	DATE OF FIRST ISSUE	AME/SME

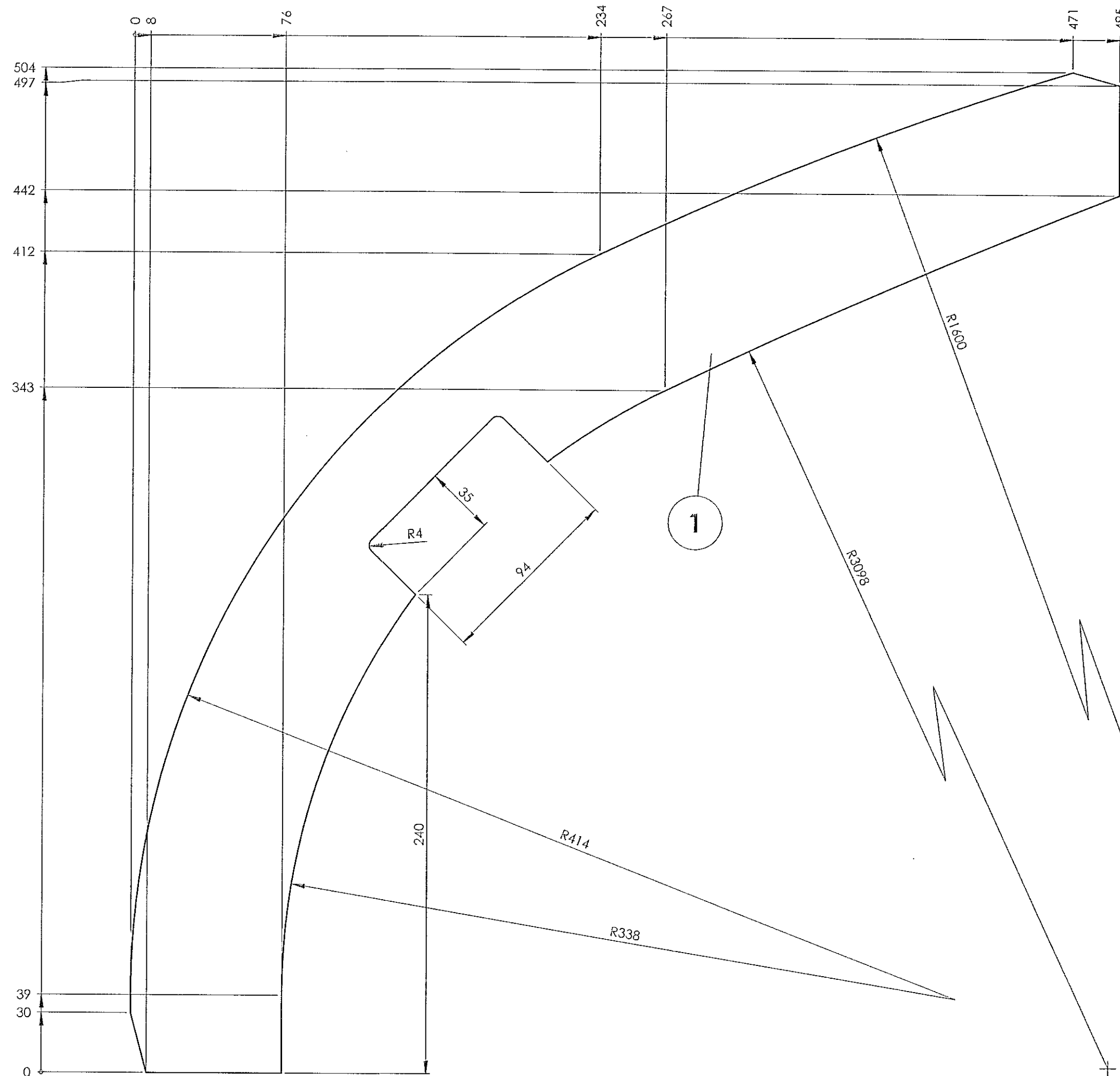


1	MEMBER	4 x 459 x 2447	1		RDSO/SPEC C- K201 X2 Cr Ni 12	33.743	
QTY	DESCRIPTION	DIMENSIONS	ITEM NO.	REF. DRGS	MATL SPEC.	WT/UNIT IN KGS	REMARKS
GROUP: 1-6 Roof Construction		SURFACE AREA IN Sq.m: 2.139			WT/ASSY IN Kgs:		
MEMBER		SCALE		SSE/D			
		1:5		CHD			
		ALT.		ALTD		E.SATHISH KUMAR	
		a		DRN		E.SATHISH KUMAR	
INDIAN RAILWAY STANDARDS INTEGRAL COACH FACTORY, CHENNAI - 600038				SHEET 1 OF 1			
					AAF16122		A1

AAF16158

▽ ROUGH MACHINED	① ROUGH CLEANED
▽▽ FINISH MACHINED	①② BURRS REMOVED
▽▽▽ FINE FINISH MACHINED	①③ CHAMFERED

REVISIONS				APPROVED & DATE	
ALT.	ZONE	DESCRIPTION			



ALL DIMENSIONS ARE IN mm UNLESS OTHERWISE SPECIFIED. FOR UNTOLERANCED DIMENSIONS AND ROUGHNESS VALUES, REFER DRAWING NO. ICF/STD-9-0-001. ANY MANUAL ALTERATION SHALL AUTOMATICALLY RENDER THIS DRAWING INVALID. WELDING SYMBOLS ARE AS PER IS:813-1986.

REF.DRG.NO.2 10113.0.20.210.103

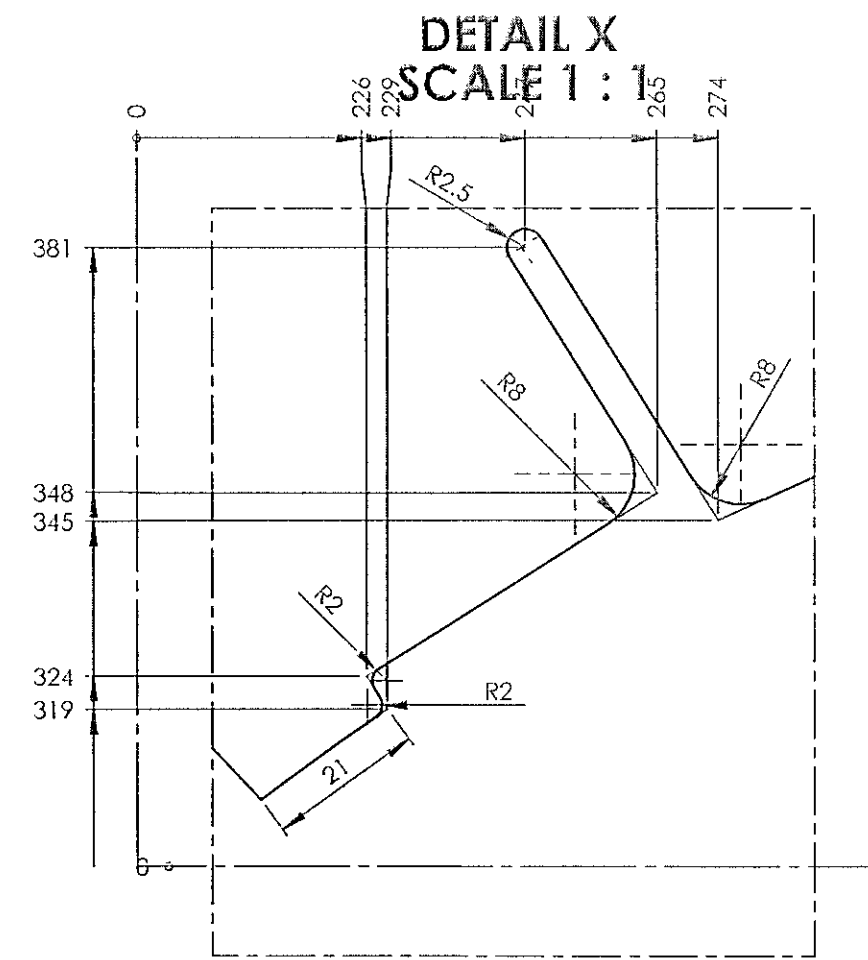
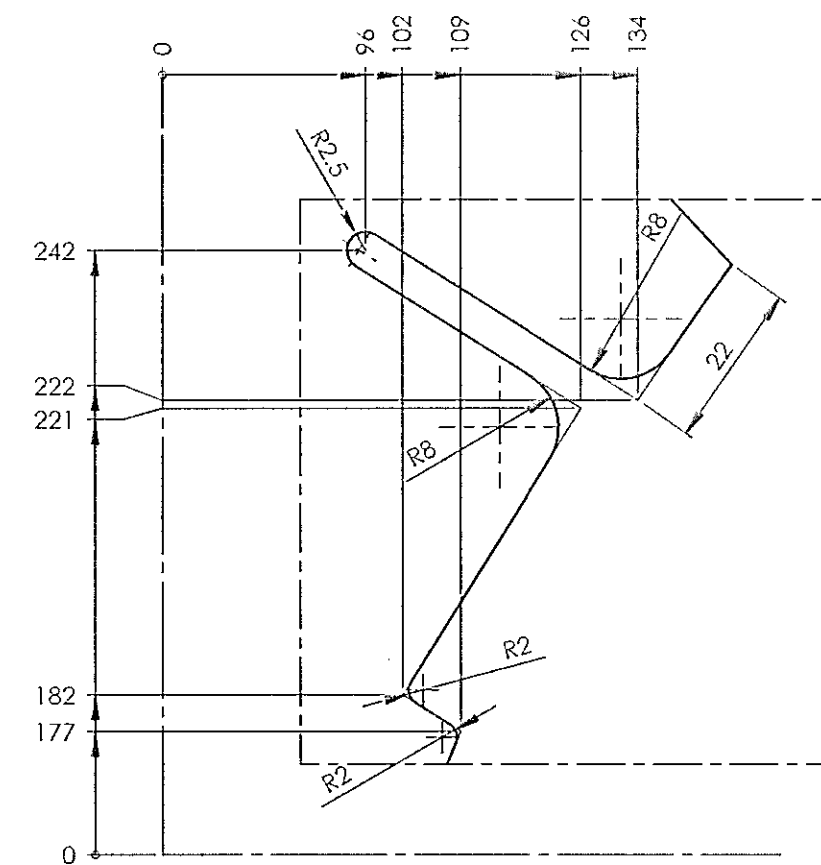
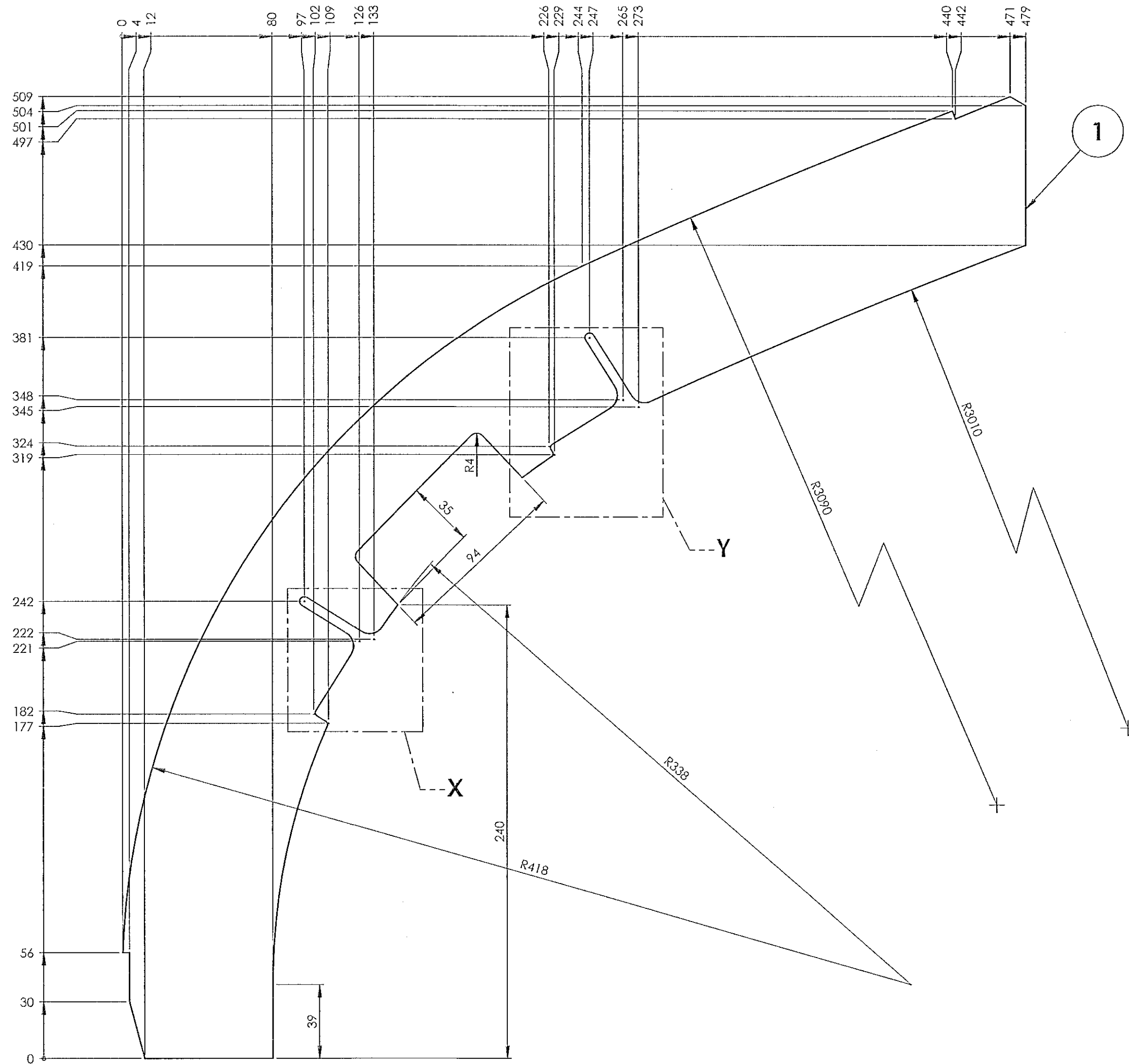
DATE OF LATEST ALT.	04/09/25	AME/SME
---------------------	----------	---------


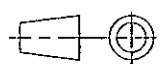
1	ROOF ARCH	4 x 495 x 505	1		RDSO/SPEC C-K201 X2CrNi12	1.623	
QTY	DESCRIPTION	DIMENSIONS	ITEM NO.	REF. DRGS	MATL.SPEC.	WT/UNIT IN KGS	REMARKS
GROUP: 1-6 Roof Construction				SURFACE AREA IN Sq.m.: 0.108		WT/ASSY IN Kgs: 1.623	
ROOF ARCH					SCALE 1:2	SSE/D CHD	E.SATHISH KUMAR
					ALT	ALTD	
						DRN	
INDIAN RAILWAY STANDARDS					SHEET 1 OF 1		
INTEGRAL COACH FACTORY, CHENNAI - 600038					AAF16158		
					A2		

AAF16159

▽ ROUGH MACHINED	01 ROUGH CLEANED
▽▽ FINISH MACHINED	01a BURRS REMOVED
▽▽▽ FINE FINISH MACHINED	01b CHAMFERED

REVISIONS			
ALT.	ZONE	DESCRIPTION	APPROVED & DATE



I	ROOF ARCH	4 x 479 x 508.5	1		RDSO/SPEC C- K201 X2CrNi12	1.660		
QTY	DESCRIPTION	DIMENSIONS	ITEM NO.	REF. DRGS	MATL.SPEC.	WT/UNIT IN KGS	REMARKS	
GROUP: I-6 Roof Construction			SURFACE AREA IN Sq.m.: 0.111		WT/ASSY IN Kgs:			
ROOF ARCH					SCALE 1:2	SSE/D CHD		
					ALT'	ALTD		
					DRN			E.SATHISH KUMAR
								
INDIAN RAILWAY STANDARDS INTEGRAL COACH FACTORY, CHENNAI - 600038								
SHEET 1 OF 1					AAF16159		A2	

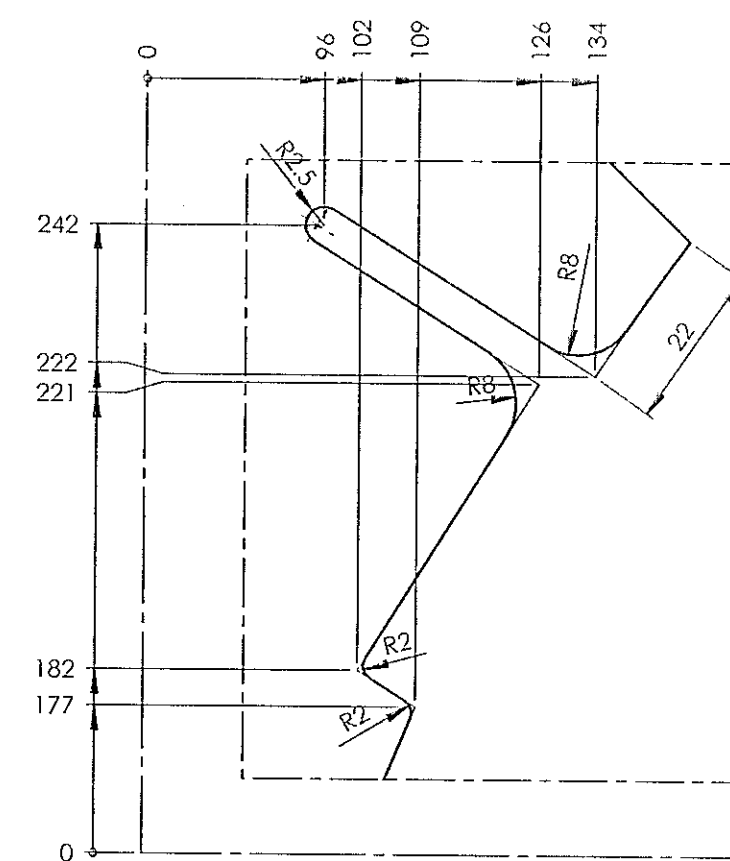
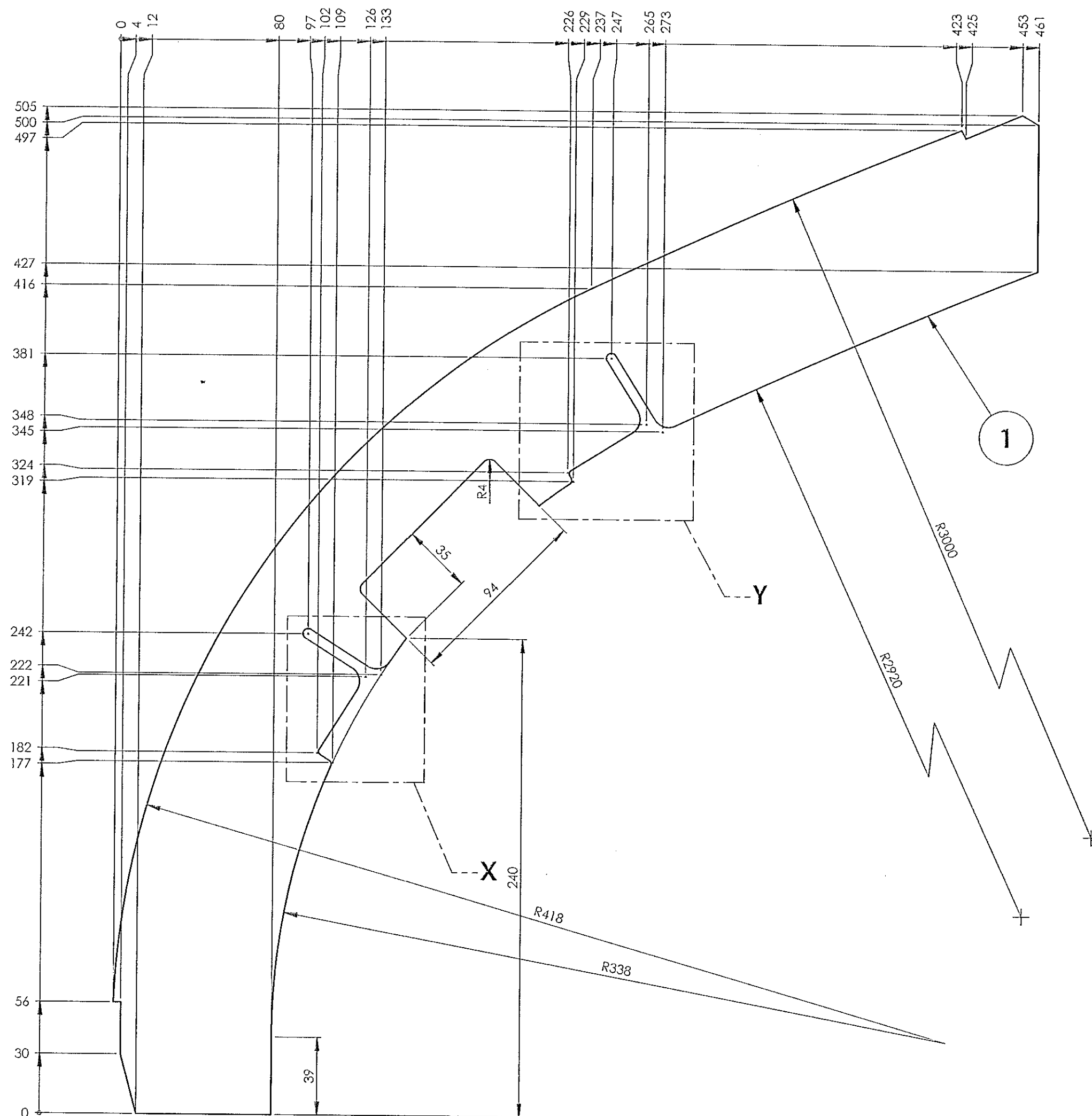
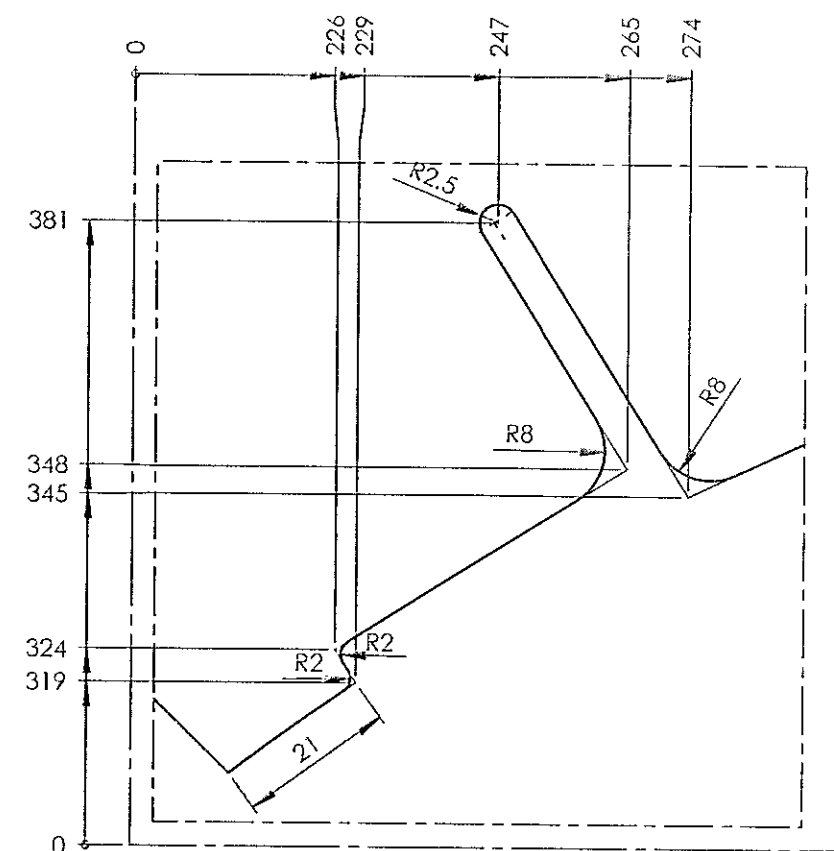
REF.DRG.NO.2 10113.0.20.210.112

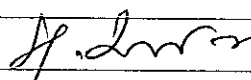
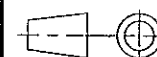


AAFI16160

▽ ROUGH MACHINED	01 ROUGH CLEANED
▽▽ FINISH MACHINED	01b BURRS REMOVED
▽▽▽ FINE FINISH MACHINED	018 CHAMFERED

REVISIONS				APPROVED & DATE
ALT.	ZONE	DESCRIPTION		

DETAIL X  
SCALE 1 : 1DETAIL Y  
SCALE 1 : 1

1	ROOF ARCH	4 x 462 x 505	1		RDSO/SPEC C-K201 X2CrNi12	1.614			
QTY	DESCRIPTION	DIMENSIONS	ITEM NO.	REF. DRGS	MATL.SPEC.	WT/UNIT IN KGS	REMARKS		
GROUP: 1-6 Roof Construction			SURFACE AREA IN Sq.m.: 0.108			WT/ASSY IN Kgs:			
ROOF ARCH						SCALE 1:2	SSE/D		
							CHD		
						ALT	ALTD		
							DRN		E.SATHISH KUMAR
INDIAN RAILWAY STANDARDS INTEGRAL COACH FACTORY, CHENNAI - 600038									
						SHEET 1 OF 1			
						AAF16160		A2	

ALL DIMENSIONS ARE IN mm UNLESS OTHERWISE SPECIFIED. FOR UNTOLERANCED DIMENSIONS AND ROUGHNESS VALUES, REFER DRAWING NO ICF/STD-9-0-001.  
ANY MANUAL ALTERATION SHALL AUTOMATICALLY RENDER THIS DRAWING INVALID. WELDING SYMBOLS ARE AS PER EN ISO 2553. WEIGHT GIVEN IN DRAWING IS FOR INDICATIVE PURPOSE ONLY

REF.DRG.NO.

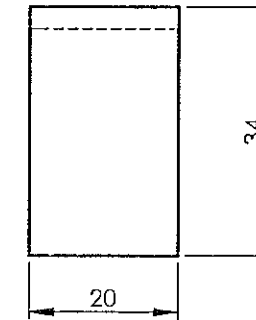
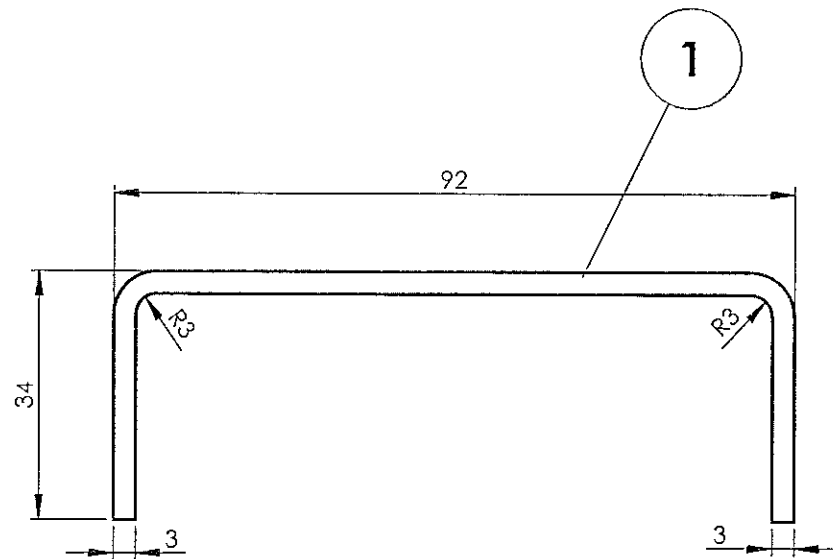
DATE OF LATEST ALT.	04/09/25	AME/SME
---------------------	----------	---------

AAAF16161

▽ ROUGH MACHINED	① ROUGH CLEANED
▽▽ FINISH MACHINED	①b BURRS REMOVED
▽▽▽ FINE FINISH MACHINED	①8 CHAMFERED

## REVISIONS


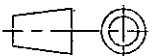
ALT.	ZONE	DESCRIPTION	APPROVED & DATE
------	------	-------------	-----------------



ALL DIMENSIONS ARE IN mm UNLESS OTHERWISE SPECIFIED. FOR UNTOLERANCED DIMENSIONS AND ROUGHNESS VALUES, REFER DRAWING NO IC/STD-9-0-001.  
ANY MANUAL ALTERATION SHALL AUTOMATICALLY RENDER THIS DRAWING INVALID. WELDING SYMBOLS ARE AS PER EN ISO 2553.  
WEIGHT GIVEN IN DRAWING IS FOR INDICATIVE PURPOSE ONLY

REF.DRG.NO.-

-	04/09/25	<i>[Signature]</i>
DATE OF LATEST ALT.	DATE OF FIRST ISSUE	AME/SME

1	BACK PIECE	3x20x148	1		RDSO SPEC C-K201 X2 Cr NI 12	0.07	
QTY	DESCRIPTION	DIMENSIONS	ITEM NO.	REF. DRGS	MATL.SPEC.	WT/UNIT IN KGS	REMARKS
GROUP: 1-6 Roof Construction		SURFACE AREA IN Sq.m.:			WT/ASSY IN Kgs:		
BACK PIECE					SCALE 1:1	SSE/D	
						CHD	
					ALT.	ALTD	
						DRN	VIJAYAKUMAR R
INDIAN RAILWAY STANDARDS				SHEET 1 OF 1			
INTEGRAL COACH FACTORY, CHENNAI - 600038					AAF16161		A3

AAf16201		▽ ROUGH MACHINED		① ROUGH CLEANED		REVISIONS					
		▽▽ FINISH MACHINED		② BURRS REMOVED		ALT.		ZONE		APPROVED & DATE	
		▽▽▽ FINE FINISH MACHINED		③ CHAMFERED							

136

73

R30

60

R7.5

1

235

110

348

190

45°

70

30

30

113

50

82

166

R116.5

R7.5

Ø30

R8

R50

10°

4

REF.DRG.NO.-

DATE OF LATEST ALT.	DATE OF FIRST ISSUE	AME/SME
	04/09/25	

1	PLATE	4 x 136 x 348	1		RDSO/SPEC C-K201 X2CrNi12	0.610	
QTY	DESCRIPTION	DIMENSIONS	ITEM NO.	REF. DRGS	MATL.SPEC.	WT/UNIT IN KGS	REMARKS
GROUP: 1-6 Roof Construction					SURFACE AREA IN Sq.m.: 0.043		WT/ASSY IN Kgs:
PLATE					SCALE 1:2	SSE/D	H. dunn
					ALT	CHD	
					ALT	ALTD	
					DRN	E.SATHISH KUMAR	
INDIAN RAILWAY STANDARDS					SHEET 1 OF 1		AAf16201
INTEGRAL COACH FACTORY, CHENNAI - 600038							
							A2

AAf16201		▽ ROUGH MACHINED		① ROUGH CLEANED		REVISIONS					
		▽▽ FINISH MACHINED		② BURRS REMOVED		ALT.		ZONE		APPROVED & DATE	
		▽▽▽ FINE FINISH MACHINED		③ CHAMFERED							

136

73

R30

60

R7.5

1

235

110

348

190

45°

70

30

30

113

50

82

166

31

R50

10°

R116.5

R8

4

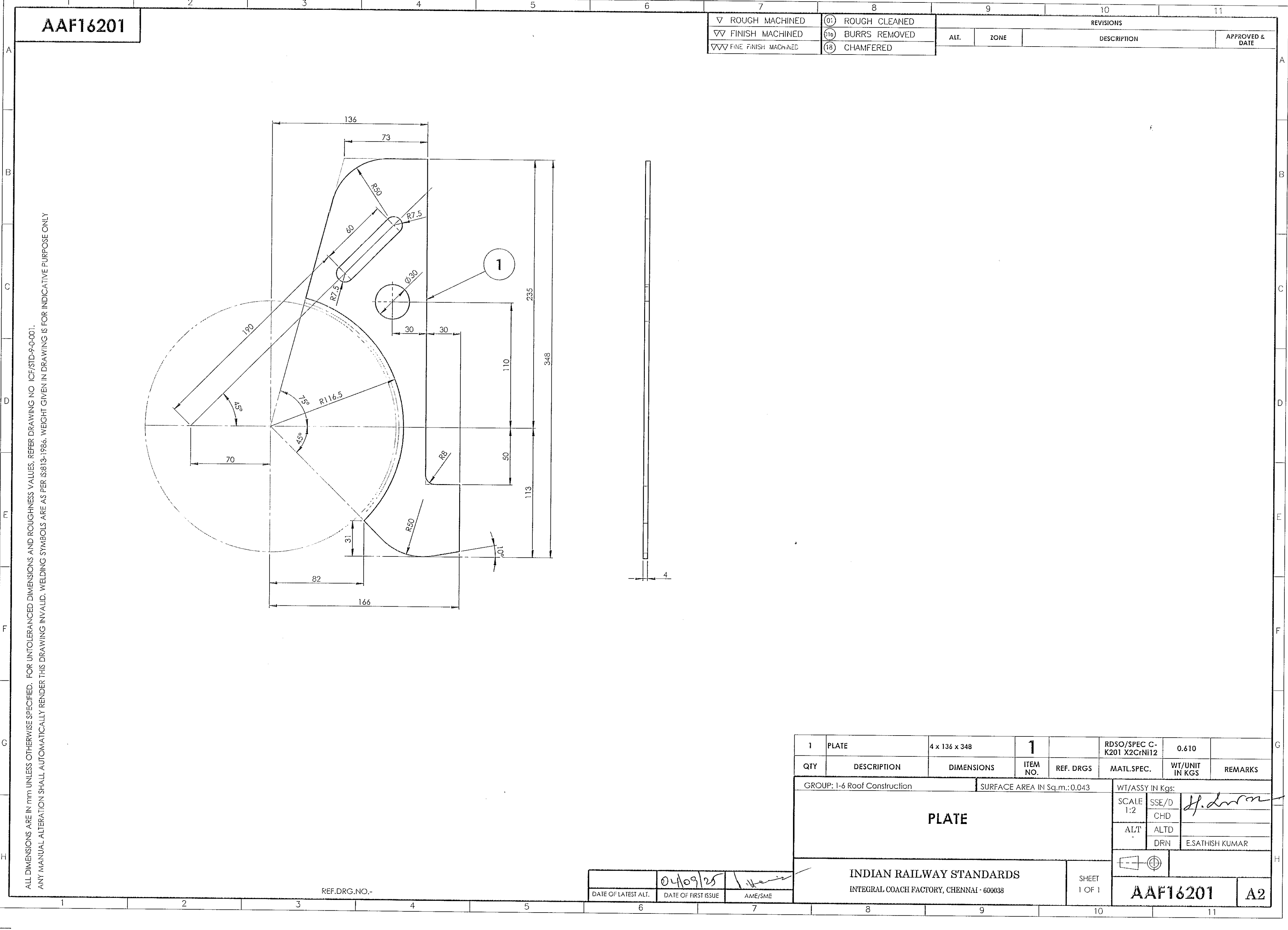
1	PLATE	4 x 136 x 348	1		RDSO/SPEC C-K201 X2CrNi12	0.610	
QTY	DESCRIPTION	DIMENSIONS	ITEM NO.	REF. DRGS	MATL.SPEC.	WT/UNIT IN KGS	REMARKS
GROUP: 1-6 Roof Construction					SURFACE AREA IN Sq.m.: 0.043		WT/ASSY IN Kgs:
PLATE					SCALE 1:2	SSE/D	H. dunn
					CHD		
					ALT	ALTD	
					DRN	E.SATHISH KUMAR	
INDIAN RAILWAY STANDARDS					SHEET 1 OF 1		
INTEGRAL COACH FACTORY, CHENNAI - 600038							
					AAf16201		A2

REF.DRG.NO.-

DATE OF LATEST ALT.

DATE OF FIRST ISSUE

AME/SME



AAf16201		▽ ROUGH MACHINED		① ROUGH CLEANED		REVISIONS					
		▽▽ FINISH MACHINED		② BURRS REMOVED		ALT.		ZONE		APPROVED & DATE	
		▽▽▽ FINE FINISH MACHINED		③ CHAMFERED							

136

73

R30

60

R7.5

1

235

110

348

190

45°

70

30

30

113

50

82

166

31

R50

10°

R116.5

R8

4

1	PLATE	4 x 136 x 348	1		RDSO/SPEC C-K201 X2CrNi12	0.610	
QTY	DESCRIPTION	DIMENSIONS	ITEM NO.	REF. DRGS	MATL.SPEC.	WT/UNIT IN KGS	REMARKS
GROUP: 1-6 Roof Construction					SURFACE AREA IN Sq.m.: 0.043		WT/ASSY IN Kgs:
PLATE					SCALE 1:2	SSE/D	H. dunn
					CHD		
					ALT	ALTD	
					DRN	E.SATHISH KUMAR	
INDIAN RAILWAY STANDARDS					SHEET 1 OF 1		
INTEGRAL COACH FACTORY, CHENNAI - 600038							
					AAf16201		A2

REF.DRG.NO.-

DATE OF LATEST ALT.

DATE OF FIRST ISSUE

AME/SME

AAf16201		▽ ROUGH MACHINED		① ROUGH CLEANED		REVISIONS					
		▽▽ FINISH MACHINED		② BURRS REMOVED		ALT.		ZONE		APPROVED & DATE	
		▽▽▽ FINE FINISH MACHINED		③ CHAMFERED							

136

73

R30

60

R7.5

1

235

110

348

190

45°

70

30

30

113

50

82

166

31

R50

10°

R116.5

R8

4

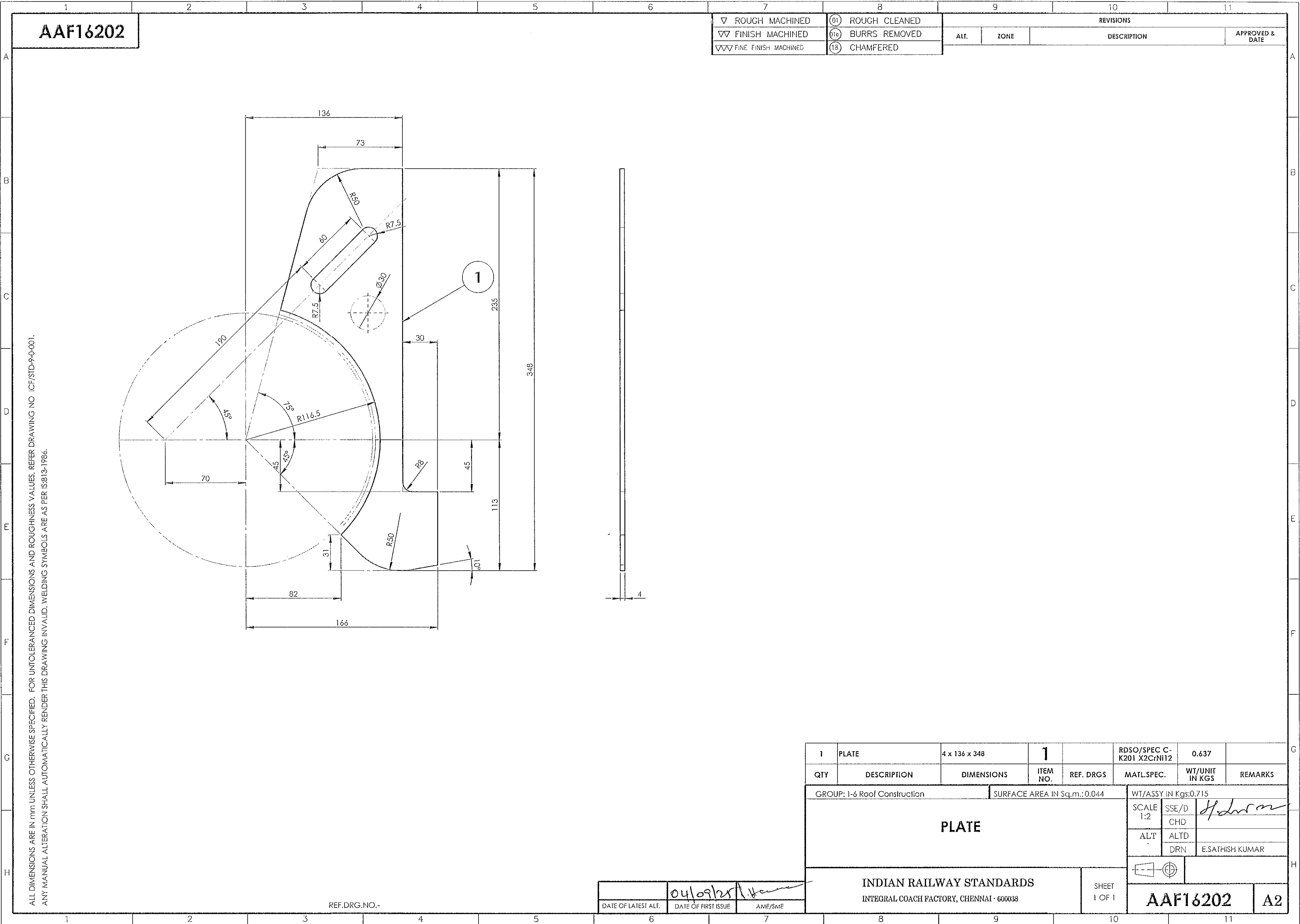
1	PLATE	4 x 136 x 348	1		RDSO/SPEC C-K201 X2CrNi12	0.610	
QTY	DESCRIPTION	DIMENSIONS	ITEM NO.	REF. DRGS	MATL.SPEC.	WT/UNIT IN KGS	REMARKS
GROUP: 1-6 Roof Construction					SURFACE AREA IN Sq.m.: 0.043		WT/ASSY IN Kgs:
PLATE					SCALE 1:2	SSE/D	H. dunn
					CHD		
					ALT	ALTD	
					DRN	E.SATHISH KUMAR	
INDIAN RAILWAY STANDARDS					SHEET 1 OF 1		
INTEGRAL COACH FACTORY, CHENNAI - 600038							
					AAf16201		A2

REF.DRG.NO.-

DATE OF LATEST ALT.

DATE OF FIRST ISSUE

AME/SME



1		2		3		4		5		6		7		8																																																																								
AAF16292				▽ ROUGH MACHINED		① ROUGH CLEANED		REVISIONS																																																																														
				▽▽ FINISH MACHINED		①b BURRS REMOVED		ALT.		ZONE		DESCRIPTION			APPROVED & DATE																																																																							
				▽▽▽ FINE FINISH MACHINED		①8 CHAMFERED																																																																																
SECTION A-A SCALE 1 : 1																																																																																						
ISOMETRIC VIEW																																																																																						
<table><tr><td>1</td><td>Z MEMBER</td><td>2 x 102 x 352</td><td>1</td><td></td><td>RDSO/SPEC C- K201 X2CrNi12</td><td>0.57</td><td></td></tr><tr><td>QTY</td><td>DESCRIPTION</td><td>DIMENSIONS</td><td>ITEM NO.</td><td>REF. DRGS</td><td>MATL.SPEC.</td><td>WT/UNIT IN KGS</td><td>REMARKS</td></tr><tr><td colspan="5">GROUP: 1-6 Roof Construction</td><td colspan="2">SURFACE AREA IN Sq.m.:0.07</td><td>WT/ASSY IN Kgs:</td></tr><tr><td colspan="5" rowspan="3">Z MEMBER (LH)</td><td>SCALE</td><td>SSE/D</td><td></td></tr><tr><td>1:2</td><td>CHD</td><td></td></tr><tr><td>ALT.</td><td>ALTD</td><td></td></tr><tr><td colspan="5"></td><td>DRN</td><td>Amal George</td><td></td></tr><tr><td colspan="5">INDIAN RAILWAY STANDARDS</td><td colspan="2">SHEET 1 OF 1</td><td></td></tr><tr><td colspan="5">INTEGRAL COACH FACTORY, CHENNAI - 600038</td><td colspan="2"></td><td></td></tr><tr><td colspan="2">DATE OF LATEST ALT.</td><td>DATE OF FIRST ISSUE</td><td colspan="2">AME/SME</td><td colspan="3">AAF16292</td><td>A3</td></tr></table>															1	Z MEMBER	2 x 102 x 352	1		RDSO/SPEC C- K201 X2CrNi12	0.57		QTY	DESCRIPTION	DIMENSIONS	ITEM NO.	REF. DRGS	MATL.SPEC.	WT/UNIT IN KGS	REMARKS	GROUP: 1-6 Roof Construction					SURFACE AREA IN Sq.m.:0.07		WT/ASSY IN Kgs:	Z MEMBER (LH)					SCALE	SSE/D		1:2	CHD		ALT.	ALTD							DRN	Amal George		INDIAN RAILWAY STANDARDS					SHEET 1 OF 1			INTEGRAL COACH FACTORY, CHENNAI - 600038								DATE OF LATEST ALT.		DATE OF FIRST ISSUE	AME/SME		AAF16292			A3	
1	Z MEMBER	2 x 102 x 352	1		RDSO/SPEC C- K201 X2CrNi12	0.57																																																																																
QTY	DESCRIPTION	DIMENSIONS	ITEM NO.	REF. DRGS	MATL.SPEC.	WT/UNIT IN KGS	REMARKS																																																																															
GROUP: 1-6 Roof Construction					SURFACE AREA IN Sq.m.:0.07		WT/ASSY IN Kgs:																																																																															
Z MEMBER (LH)					SCALE	SSE/D																																																																																
					1:2	CHD																																																																																
					ALT.	ALTD																																																																																
					DRN	Amal George																																																																																
INDIAN RAILWAY STANDARDS					SHEET 1 OF 1																																																																																	
INTEGRAL COACH FACTORY, CHENNAI - 600038																																																																																						
DATE OF LATEST ALT.		DATE OF FIRST ISSUE	AME/SME		AAF16292			A3																																																																														
REF.DRG.NO.LE16106 alt-a																																																																																						

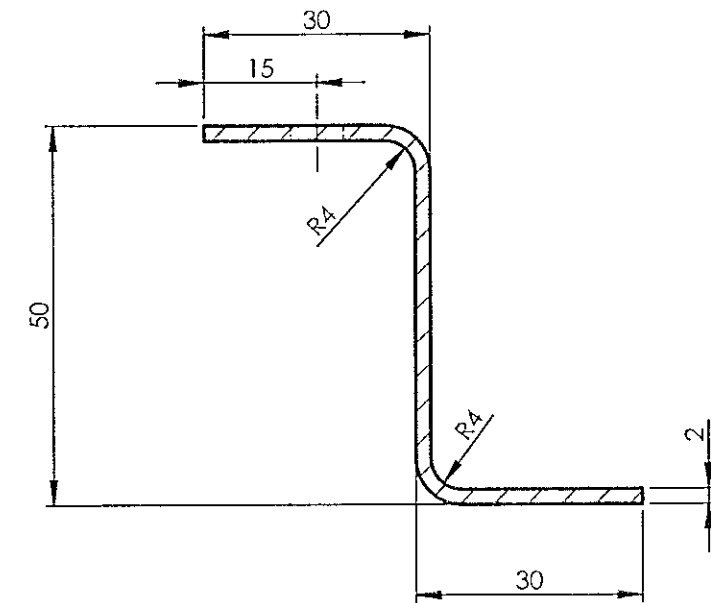
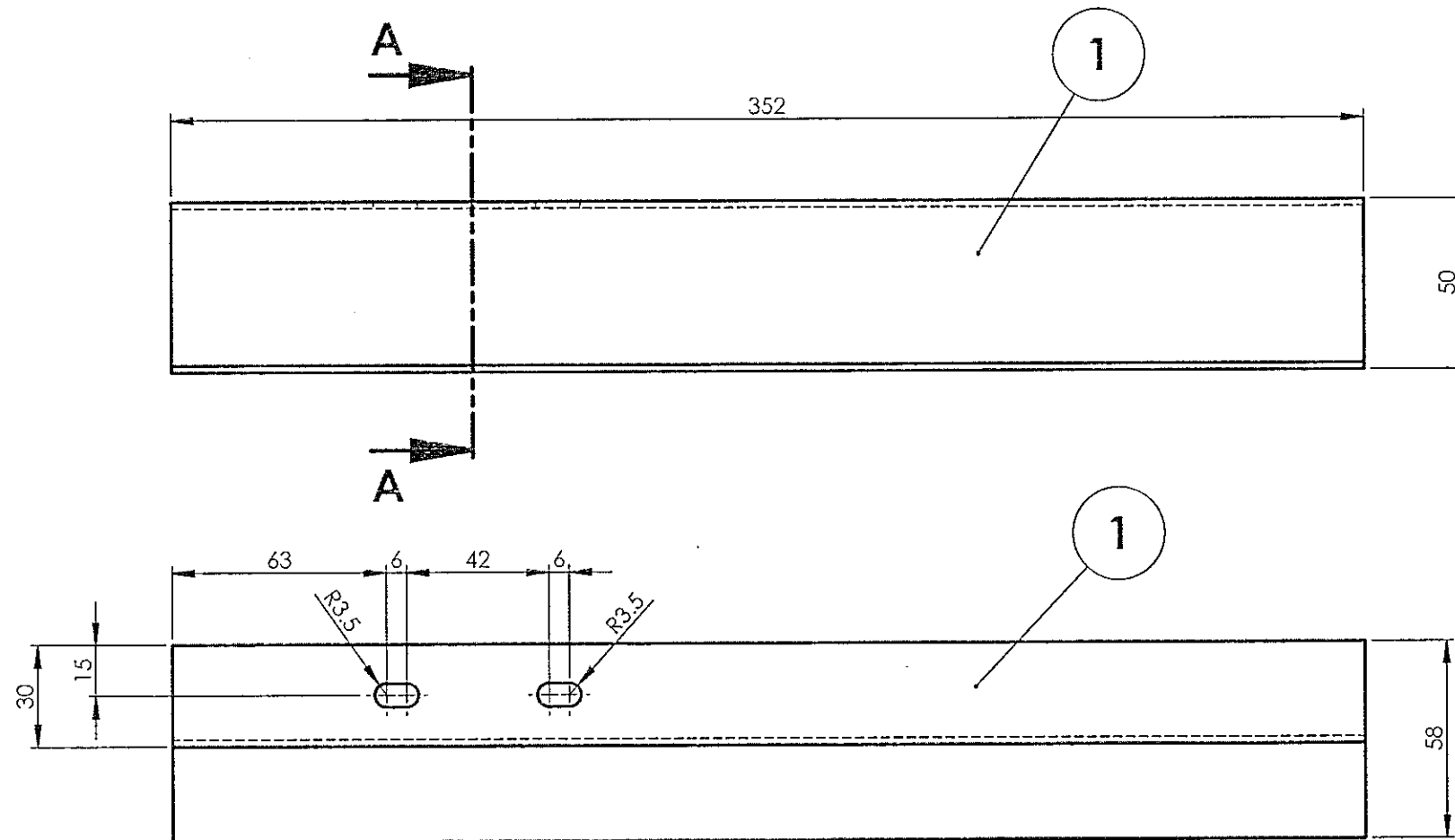
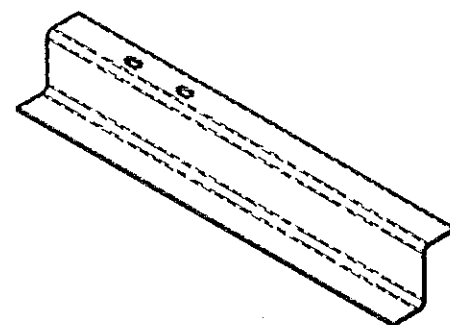
ALL DIMENSIONS ARE IN mm UNLESS OTHERWISE SPECIFIED. FOR UNTOLERANCED DIMENSIONS AND ROUGHNESS VALUES, REFER DRAWING NO ICF/STD-9-0-001.  
ANY MANUAL ALTERATION SHALL AUTOMATICALLY RENDER THIS DRAWING INVALID. WELDING SYMBOLS ARE AS PER EN ISO 2553.  
WEIGHT GIVEN IN DRAWING IS FOR INDICATIVE PURPOSE ONLY

AA16293

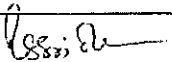
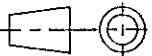
▽ ROUGH MACHINED	① ROUGH CLEANED
▽▽ FINISH MACHINED	①b BURRS REMOVED
▽▽▽ FINE FINISH MACHINED	①8 CHAMFERED

REVISIONS

ALT.	ZONE	DESCRIPTION	APPROVED & DATE
------	------	-------------	-----------------

SECTION A-A  
SCALE 1 : 1

ISOMETRIC VIEW

1	Z MEMBER	2 x 102 x 352	1		RDSO/SPEC C-K201 X2CrNi12	0.57	
QTY	DESCRIPTION	DIMENSIONS	ITEM NO.	REF. DRGS	MATL.SPEC.	WT/UNIT IN KGS	REMARKS
GROUP: 1-6 Roof Construction		SURFACE AREA IN Sq.m.:0.07			WT/ASSY IN Kgs:		
Z- MEMBER (RH)					SCALE	SSE/D	
					1:2	CHD	
					ALT.	ALTD	
						DRN	Amal George
INDIAN RAILWAY STANDARDS				SHEET 1 OF 1			
					AAF16293		A3
INTEGRAL COACH FACTORY, CHENNAI - 600038							

▽ ROUGH MACHINED

▽▽ FINISH MACHINED

▽▽▽ FINE FINISH MACHINED

ALTERATIONS

⑥ 06-06-2017

① PACKING CONDITION FOR LHB OTHER BUILDS ADDED.

DN

SSE/D

⑦

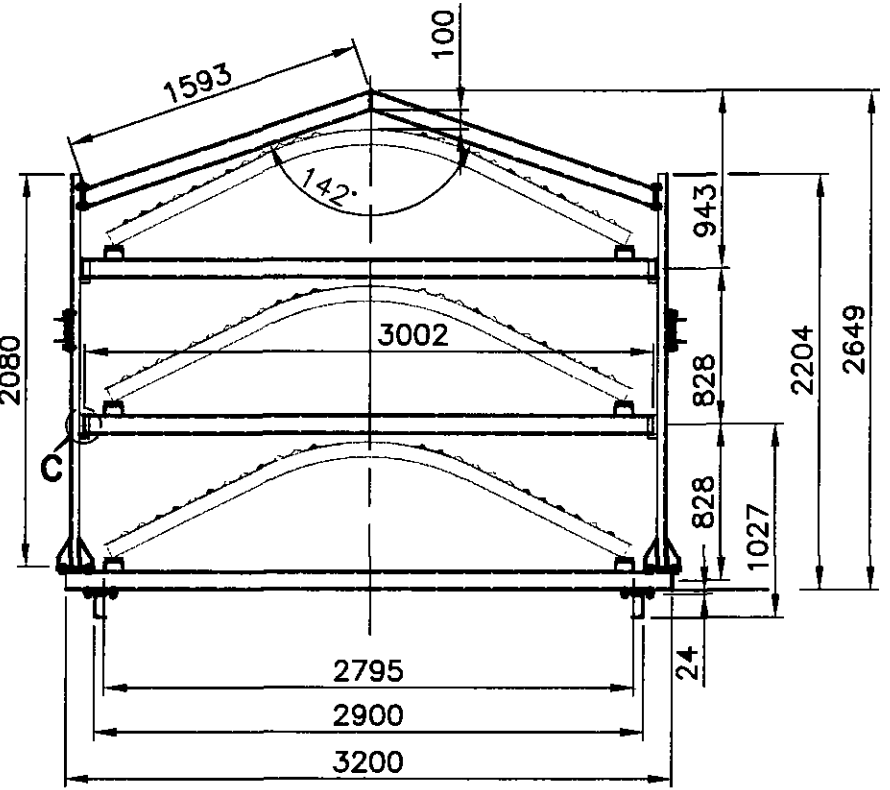
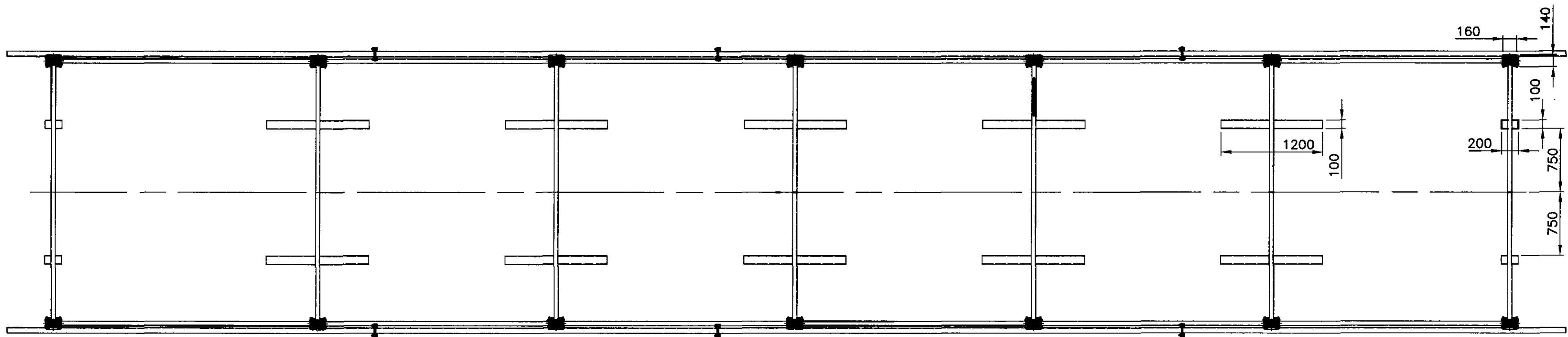
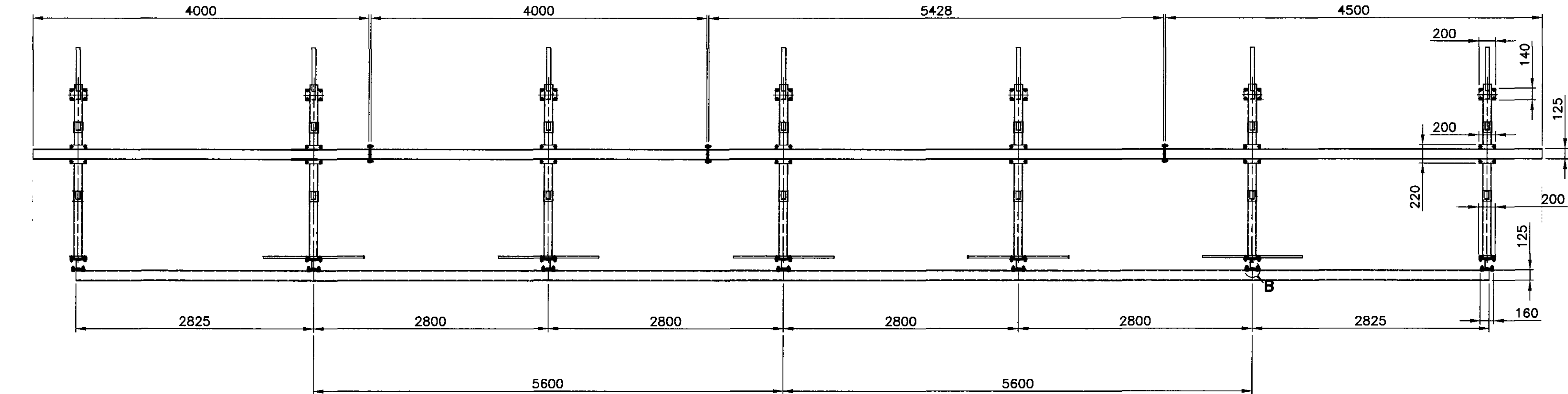
DATE:04-03-22

JOB NO.681/21-22

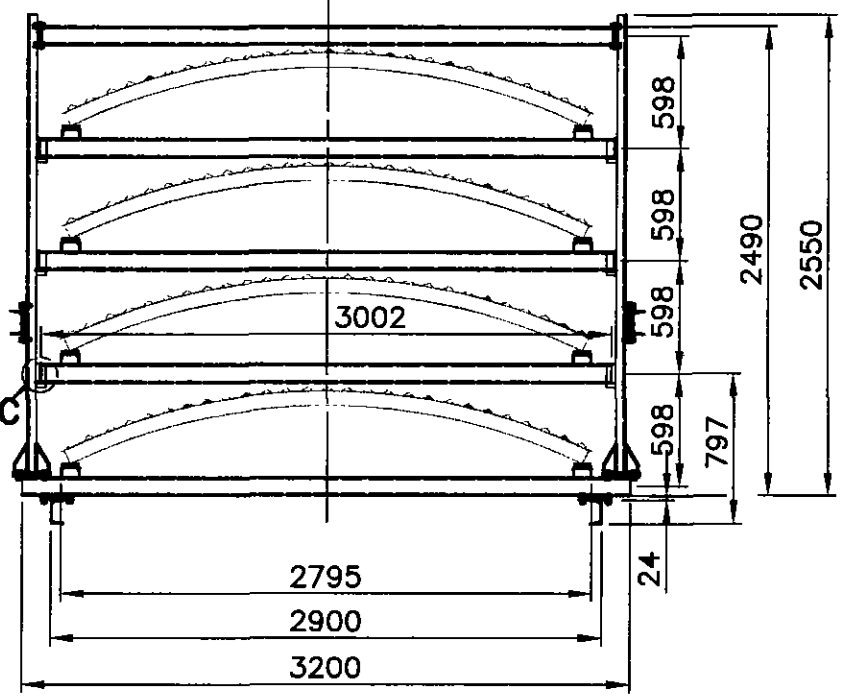
1.NOTE 9 ADDED.

KP

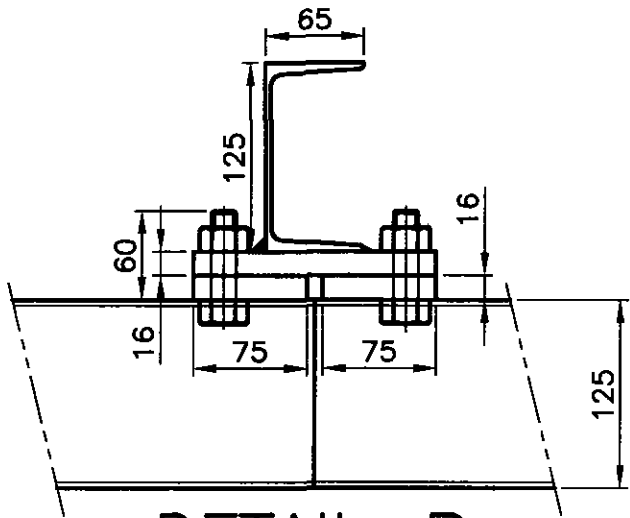
SSE/J&T



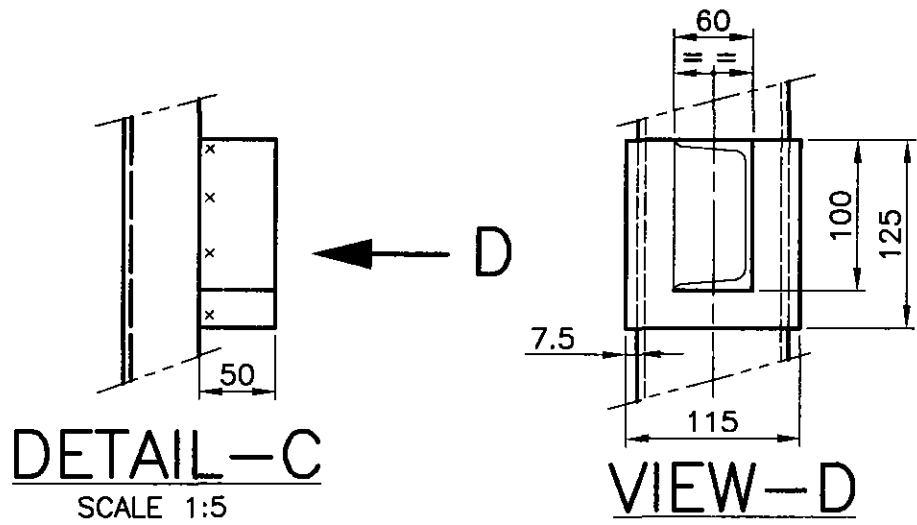
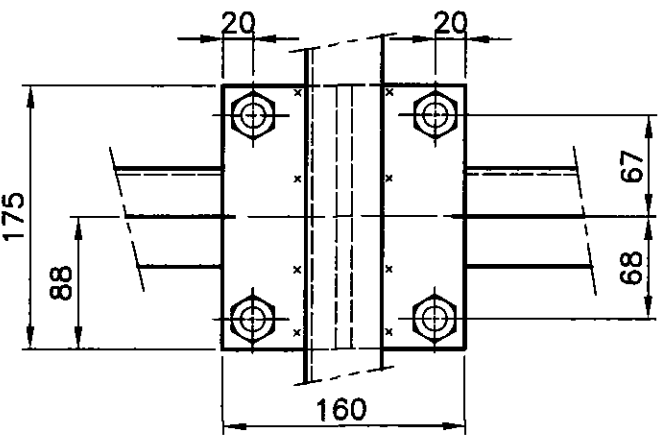
FOR LHB 3 TIER



FOR LHB OTHER BUILDS



DETAIL-B  
SCALE 1:5



DETAIL-C  
SCALE 1:5

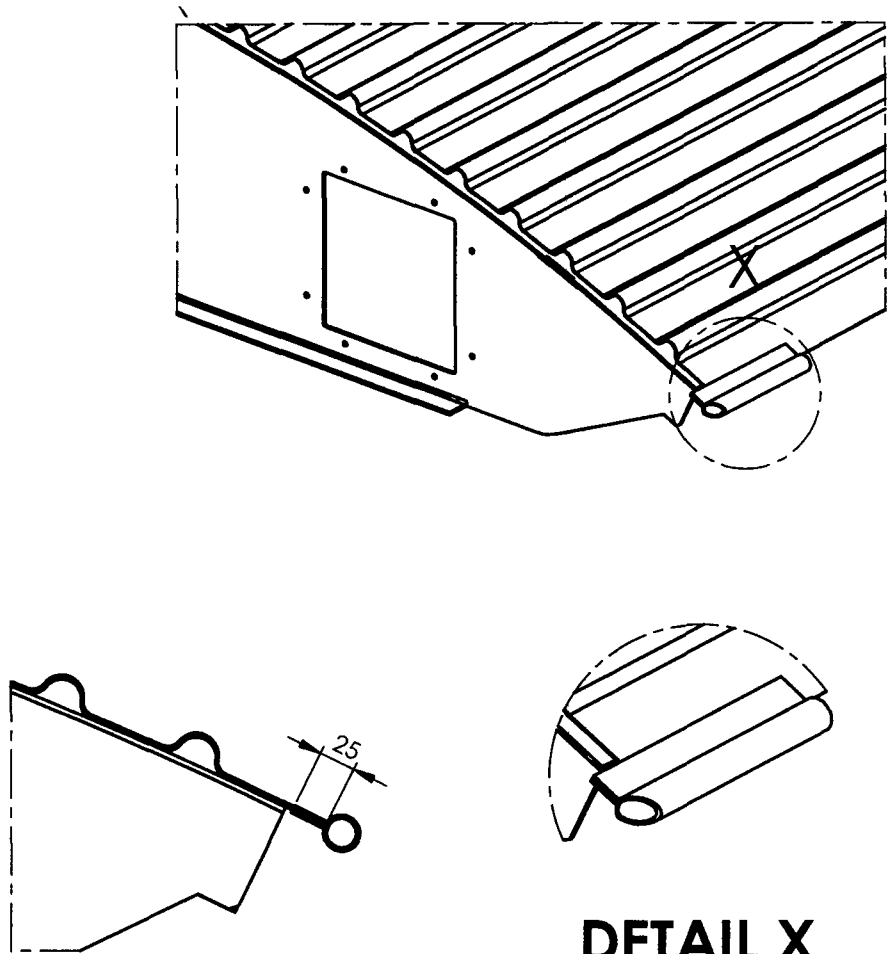
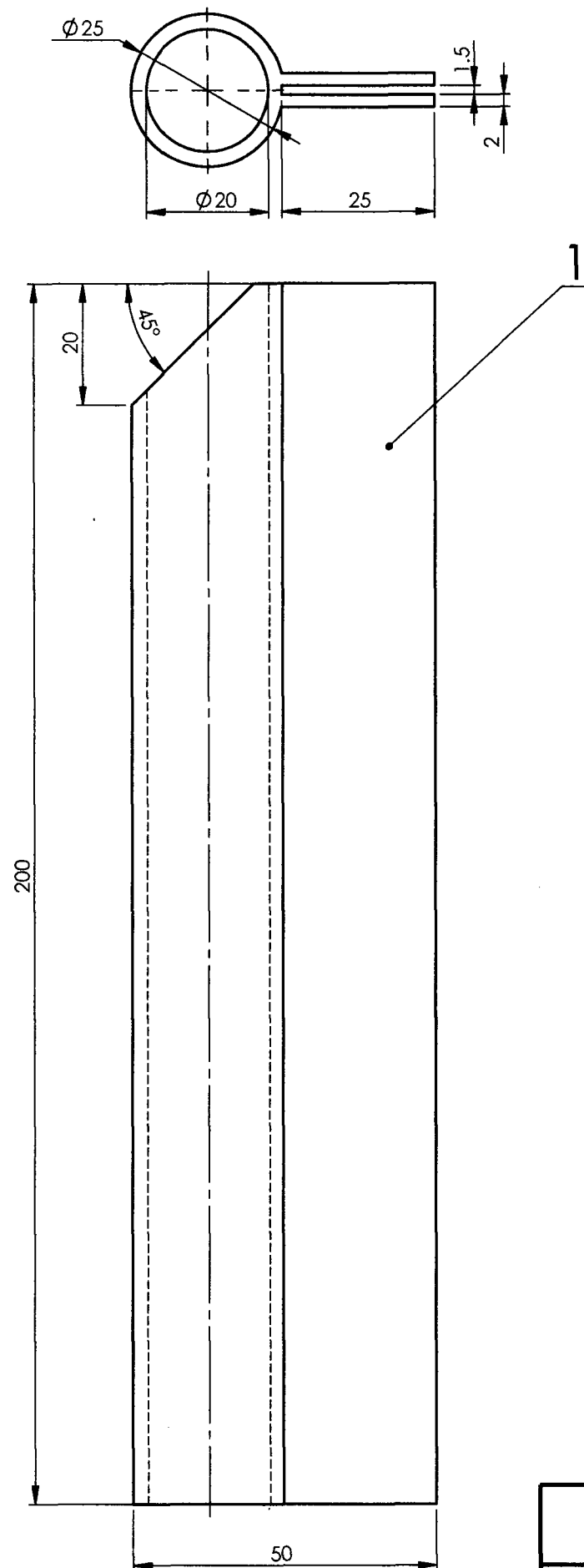
VIEW-D

- NOTE:
1. DIMENSIONS SHOWN ARE INDICATIVE ONLY.
  2. FRAME TO BE FABRICATED FROM MS CHANNELS AND I-BEAM WITH BOLTS AND NUTS FOR EASY DISMANTLING.
  3. FRAME TO BE OF ADEQUATE STRENGTH FOR TRANSPORTING AND LIFTING.
  4. PACKING SHALL BE SUCH THAT, ROOF SHALL NOT GET DAMAGED DURING TRANSPORTING AND LIFTING.
  5. IN ADDITION TO THE CLAMPING ARRGT. PROVIDED, SUITABLE BANDS ARE TO BE USED FOR CLAMPING THE ROOF WITH THE FRAME STRUCTURE AT VARIOUS LOCATIONS.
  6. RUBBER OR WOOD TO BE PROVIDED AT THE CONTACT SURFACES AND ARE TO BE GLUED OR SCREWED.
  7. SUITABLE NAME PLATE WITH MANUFACTURER'S NAME, MONTH AND YEAR OF MANUFACTURE TO BE FIXED ON THE FRAME.
  8. PACKING TO BE OPENED AT THE TIME OF ASSEMBLY AND THE FRAME STRUCTURE IS TO BE TAKEN AWAY BY THE SUPPLIER, AFTER THE ASSEMBLIES ARE TAKEN FOR PRODUCTION.
  9. ALL THREADED HOLES OF ROOF TO BE PLUGGED WITH PLASTIC DUMMY SCREWS TO AVOID DAMAGE OF THREADS.

THE PACKING FRAMES/STRUCTURES ARE TO BE TAKEN BACK BY THE SUPPLIER FROM ICF PREMISES AFTER THE COMPONENTS ARE TAKEN FOR PRODUCTION

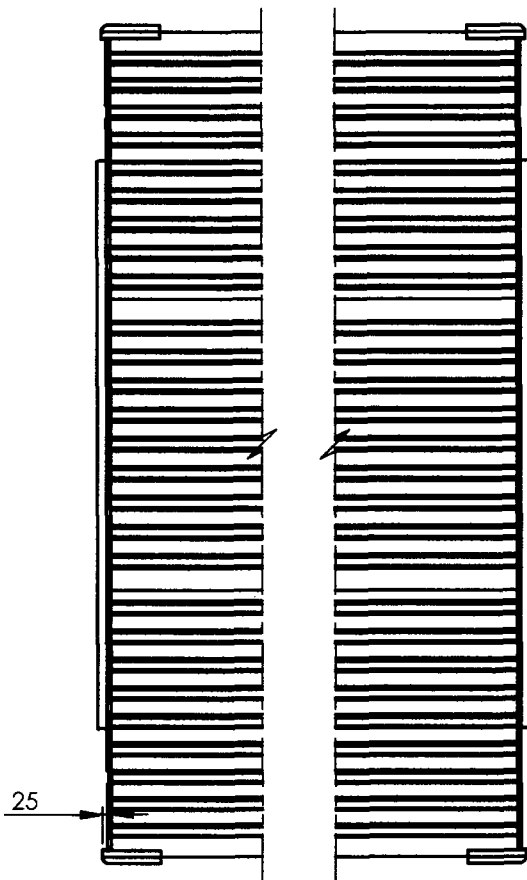
NO.	OFF	DESCRIPTION & DIMENSIONS	ITEM	REF.	DRGS.	MAT.& SPEC	REMARKS
		CADFILE:-\\10.53.12.205\JIG&TOOL\J&T-CAD\MIS\MIS_2627_b.DWG				SUPERSEDED BY:	
		PACKING CONDITION FOR LHB ROOF					
		SCALE 1:40		SSE/D		CHD	
						DRN	
						CAD	
		ALT		a		b	
						INTEGRAL COACH FACTORY CHENNAI-38	
						ICF/J&T/MISC-2627	
						FORM IR A2a 810 x 420	

▽	ROUGH MACHINED
▽▽	FINISH MACHINED
▽▽▽	FINE FINISH MACHINED



DETAIL X

SCALE 1 : 5



ROOF ASSY WITH PROTECTIVE RUBBER BEADING

**NOTE:-**

RUBBER BEADING TO BE PASTED ON ALL FOUR ROOF SHEET  
EDGES AS SHOWN WITH NON FLAMMABLE RUBBER ADHESIVE AS PER  
ICF/MD/SPEC-093

1	PROTECTIVE RUBBER BEADING	25x50x200	1	REF.DRG.NO	RUBBER	
QTY.	DESCRIPTION	DIMENSIONS	ITEM NO.		MATL. & SPEC.	REMARKS
<b>PROTECTIVE RUBBER BEADING TO PREVENT EYE INJURY  DURING STORAGE OF LHB ROOF ASSY.</b>					Weight (kg)	0.05
					SCALE 1:1	SSE/D CHD S.L.NARAYANAN
					ALT -	ALTD DRN K.MURUGESAN
					INTEGRAL COACH FACTORY, CHENNAI - 600038	
					<b>ICF/J&amp;T/SK-1867</b>	

ASSEMBLY DRAWINGS		
	10-07-21	10/7/21
DATE OF LATEST ALT.	DATE OF FIRST ISSUE	AME/SME