

AAD14951

▽ ROUGH MACHINED
▽▽ FINISH MACHINED
▽▽▽ FINE FINISH MACHINED

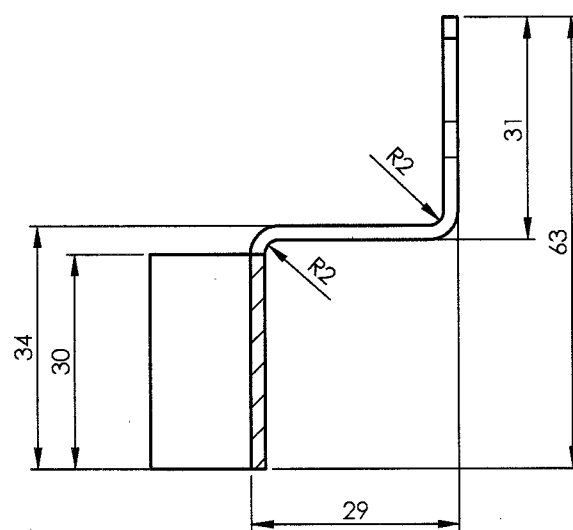
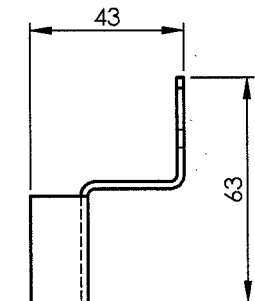
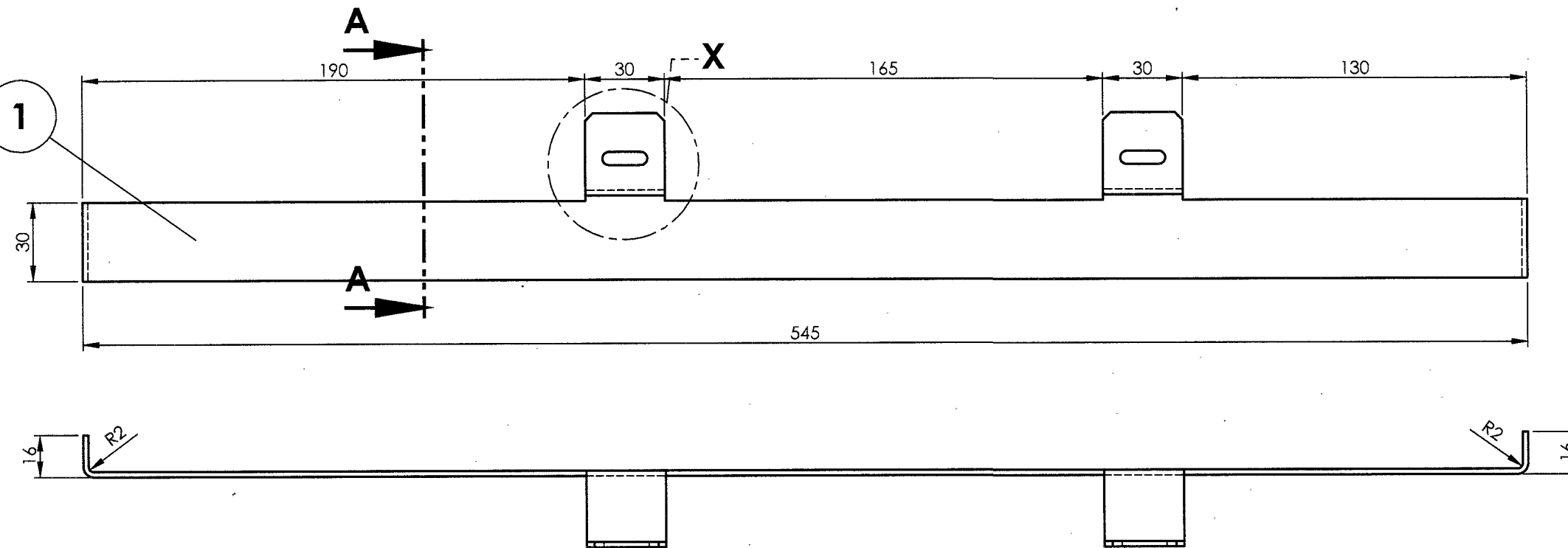
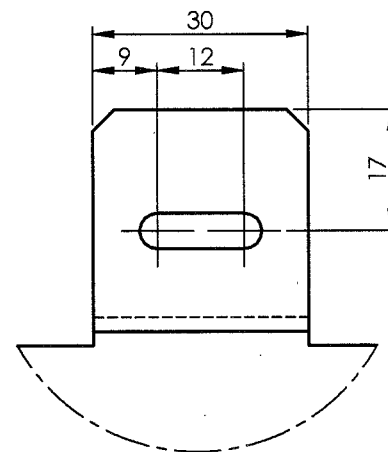
① ROUGH CLEANED
①⑥ BURRS REMOVED
①⑧ CHAMFERED

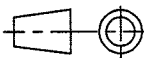
REVISIONS

ALT.

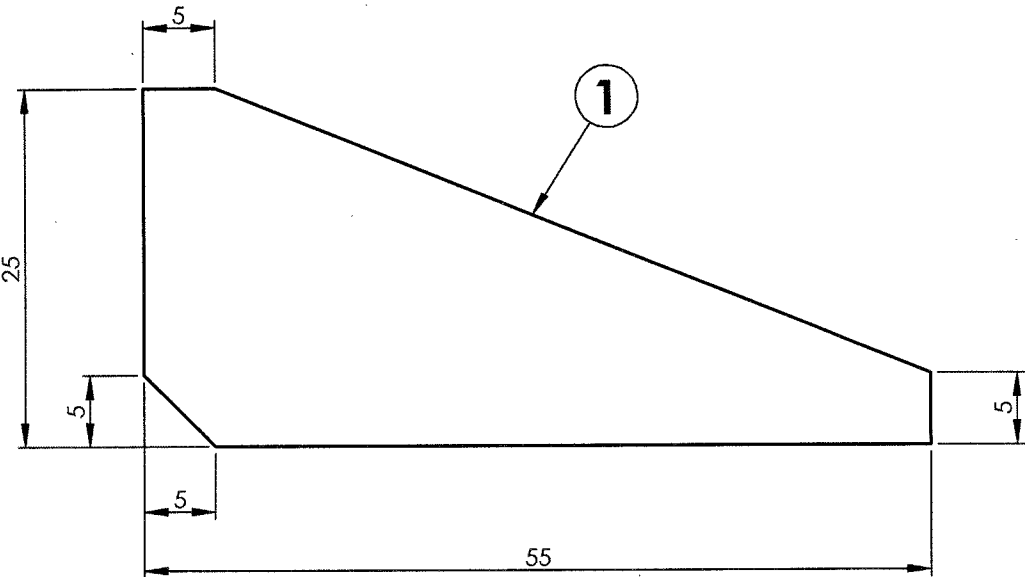
ZONE

DESCRIPTION

APPROVED &
DATESECTION A-A
SCALE 1 : 1DETAIL X
SCALE 1 : 1

1	BRACKET	2x86x569	1		RDSO/SPEC C-K201 X2CrNi12	0.33	
QTY.	DESCRIPTION	DIMENSIONS	ITEM NO.	REF. DRGS	MATL.SPEC.	WT/UNIT IN KGS	REMARKS
GROUP: 1-4		SURFACE AREA IN Sq.m.:			WT/ASSY IN Kgs:		
BRACKET					SCALE	SSE/D	L. Panduranga Rao
					1:5	CHD	
					ALT.	ALTD	
						DRN	ANU C
INDIAN RAILWAY STANDARDS				SHEET 1 OF 1			A3
INTEGRAL COACH FACTORY, CHENNAI - 600038					AAD14951		

[illegible]

1		2		3		4		5		6		7		8																																																																								
AAD14956				▽ ROUGH MACHINED		① ROUGH CLEANED		REVISIONS																																																																														
				▽ FINISH MACHINED		①b BURRS REMOVED		ALT.		APPROVED & DATE		ZONE		DESCRIPTION																																																																								
				▽▽ FINE FINISH MACHINED		⑱ CHAMFERED																																																																																
A																																																																																						
B																																																																																						
C																																																																																						
D																																																																																						
E																																																																																						
F																																																																																						
ALL DIMENSIONS ARE IN mm UNLESS OTHERWISE SPECIFIED. FOR UNTOLERANCED DIMENSIONS AND ROUGHNESS VALUES, REFER DRAWING NO ICF/STD-9-0-001. ANY MANUAL ALTERATION SHALL AUTOMATICALLY RENDER THIS DRAWING INVALID. WELDING SYMBOLS ARE AS PER IS: 813-1986. WEIGHT GIVEN IN DRAWING IS FOR INDICATIVE PURPOSE ONLY																																																																																						
																																																																																						
<table><tr><td>1</td><td>RIB</td><td>2x25x55</td><td>1</td><td></td><td>RDSO/SPEC C-K201 X2CrNi12</td><td>0.01</td><td></td></tr><tr><td>QTY.</td><td>DESCRIPTION</td><td>DIMENSIONS</td><td>ITEM NO.</td><td>REF. DRGS</td><td>MATL.SPEC.</td><td>WT/UNIT IN KGS</td><td>REMARKS</td></tr><tr><td colspan="2">GROUP: 1-4</td><td colspan="3">SURFACE AREA IN Sq.m.:</td><td colspan="3">WT/ASSY IN Kgs:</td></tr><tr><td colspan="5" rowspan="4">RIB</td><td>SCALE</td><td>SSE/D</td><td rowspan="4"><i>Panduranga Rao</i></td></tr><tr><td>5:1</td><td>CHD</td></tr><tr><td>ALT.</td><td>ALTD</td></tr><tr><td></td><td>DRN</td><td>THULASIDASS.P</td></tr><tr><td colspan="5">INDIAN RAILWAY STANDARDS</td><td colspan="2">SHEET 1 OF 1</td><td></td></tr><tr><td colspan="5">INTEGRAL COACH FACTORY, CHENNAI - 600038</td><td colspan="2"></td><td></td></tr><tr><td colspan="2">REF.DRG.NO.-</td><td colspan="2">17-07-2018</td><td colspan="2">AME/SME</td><td colspan="2">A3</td></tr><tr><td colspan="2">DATE OF LATEST ALT.</td><td colspan="2">DATE OF FIRST ISSUE</td><td colspan="2"></td><td colspan="2"></td></tr></table>																1	RIB	2x25x55	1		RDSO/SPEC C-K201 X2CrNi12	0.01		QTY.	DESCRIPTION	DIMENSIONS	ITEM NO.	REF. DRGS	MATL.SPEC.	WT/UNIT IN KGS	REMARKS	GROUP: 1-4		SURFACE AREA IN Sq.m.:			WT/ASSY IN Kgs:			RIB					SCALE	SSE/D	<i>Panduranga Rao</i>	5:1	CHD	ALT.	ALTD		DRN	THULASIDASS.P	INDIAN RAILWAY STANDARDS					SHEET 1 OF 1			INTEGRAL COACH FACTORY, CHENNAI - 600038								REF.DRG.NO.-		17-07-2018		AME/SME		A3		DATE OF LATEST ALT.		DATE OF FIRST ISSUE					
1	RIB	2x25x55	1		RDSO/SPEC C-K201 X2CrNi12	0.01																																																																																
QTY.	DESCRIPTION	DIMENSIONS	ITEM NO.	REF. DRGS	MATL.SPEC.	WT/UNIT IN KGS	REMARKS																																																																															
GROUP: 1-4		SURFACE AREA IN Sq.m.:			WT/ASSY IN Kgs:																																																																																	
RIB					SCALE	SSE/D	<i>Panduranga Rao</i>																																																																															
					5:1	CHD																																																																																
					ALT.	ALTD																																																																																
						DRN		THULASIDASS.P																																																																														
INDIAN RAILWAY STANDARDS					SHEET 1 OF 1																																																																																	
INTEGRAL COACH FACTORY, CHENNAI - 600038																																																																																						
REF.DRG.NO.-		17-07-2018		AME/SME		A3																																																																																
DATE OF LATEST ALT.		DATE OF FIRST ISSUE																																																																																				
1		2		3		4		5		6		7		8																																																																								

AAD14957

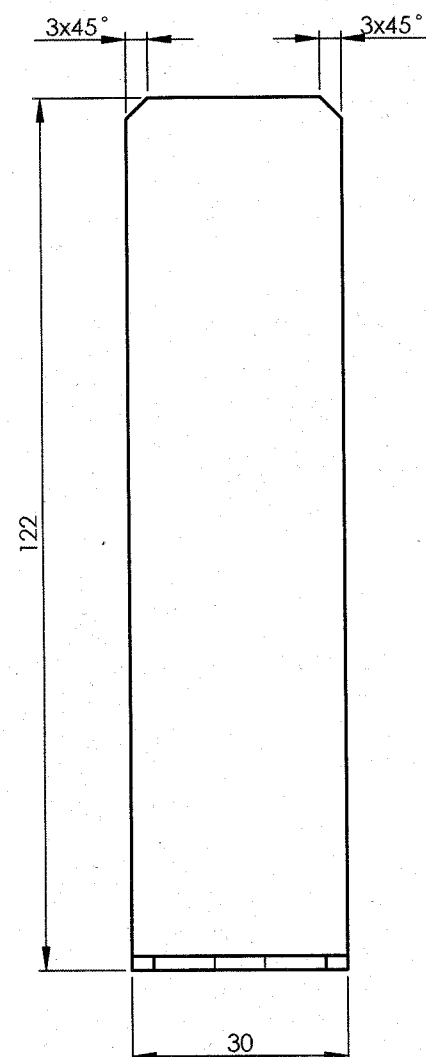
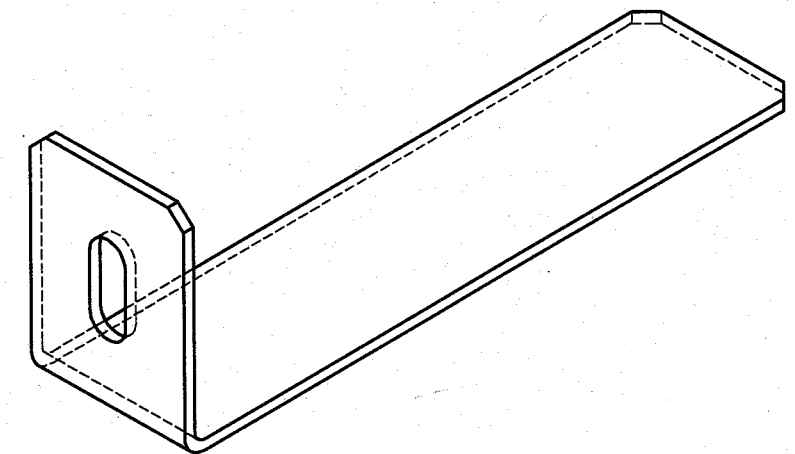
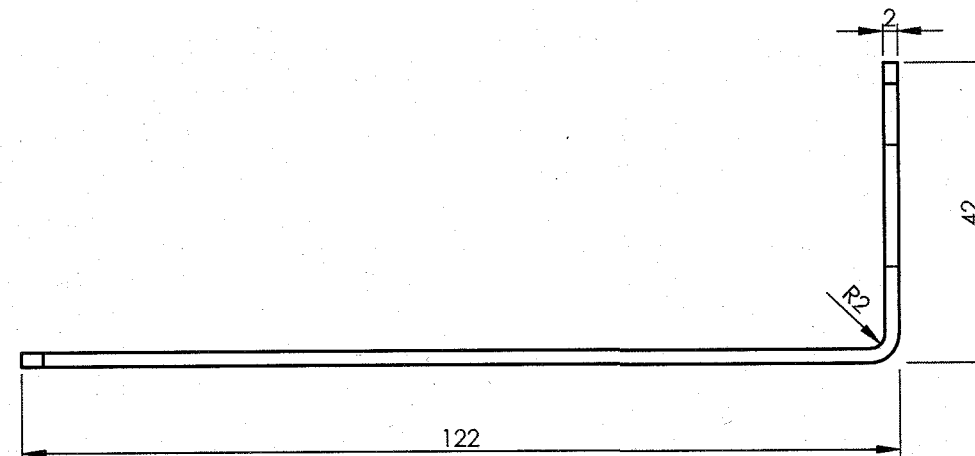
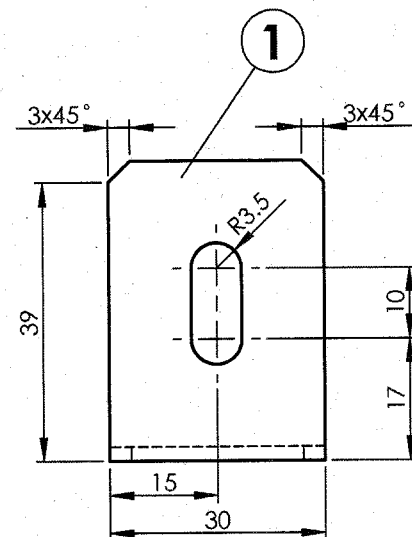
▽ ROUGH MACHINED	① ROUGH CLEANED
▽▽ FINISH MACHINED	①b BURRS REMOVED
▽▽▽ FINE FINISH MACHINED	⑱ CHAMFERED

REVISIONS

ALT.

ZONE

DESCRIPTION

APPROVED &
DATE

1	ANGLE	2x30x160	1		RDSO/SPEC C-K201 X2CrNi12	0.08	
QTY.	DESCRIPTION	DIMENSIONS	ITEM NO.	REF. DRGS	MATL.SPEC.	WT/UNIT IN KGS	REMARKS
GROUP: 1-4		SURFACE AREA IN Sq.m.:			WT/ASSY IN Kgs:		
ANGLE				SCALE	SSE/D	L. Panduranga Rao	
				2:1	CHD		
				ALT.	ALTD	THULASIDASS.P	
					DRN		
INDIAN RAILWAY STANDARDS INTEGRAL COACH FACTORY, CHENNAI - 600038				SHEET 1 OF 1		A3	
				AAD14957			

ALL DIMENSIONS ARE IN mm UNLESS OTHERWISE SPECIFIED. FOR UNTOLERANCED DIMENSIONS AND ROUGHNESS VALUES, REFER DRAWING NO ICF/STD-9-0-001.
ANY MANUAL ALTERATION SHALL AUTOMATICALLY RENDER THIS DRAWING INVALID. WELDING SYMBOLS ARE AS PER IS: 813-1986.
WEIGHT GIVEN IN DRAWING IS FOR INDICATIVE PURPOSE ONLY

REF.DRG.NO.-

AAE14133

▽ ROUGH MACHINED	① ROUGH CLEANED
▽▽ FINISH MACHINED	①b BURRS REMOVED
▽▽▽ FINE FINISH MACHINED	⑱ CHAMFERED

REVISIONS

ALT.

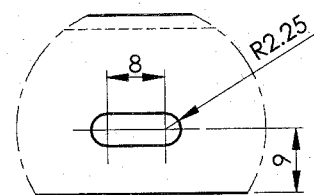
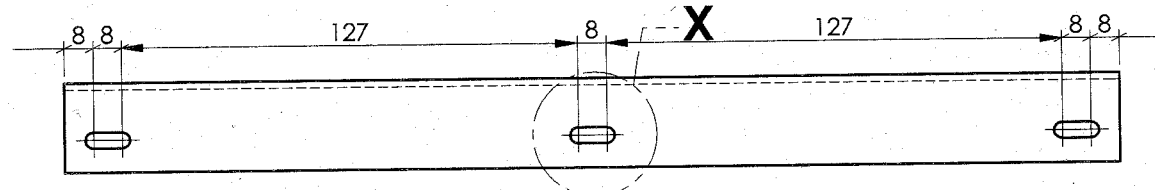
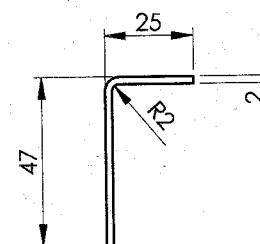
ZONE

DESCRIPTION

APPROVED &
DATE

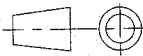
1

294

DETAIL X
SCALE 1 : 1

ALL DIMENSIONS ARE IN mm UNLESS OTHERWISE SPECIFIED. FOR UNTOLERANCED DIMENSIONS AND ROUGHNESS VALUES, REFER DRAWING NO ICF/STD-9-0-001.
ANY MANUAL ALTERATION SHALL AUTOMATICALLY RENDER THIS DRAWING INVALID. WELDING SYMBOLS ARE AS PER IS: 813-1986.
WEIGHT GIVEN IN DRAWING IS FOR INDICATIVE PURPOSE ONLY

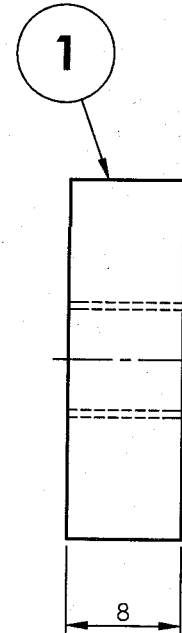
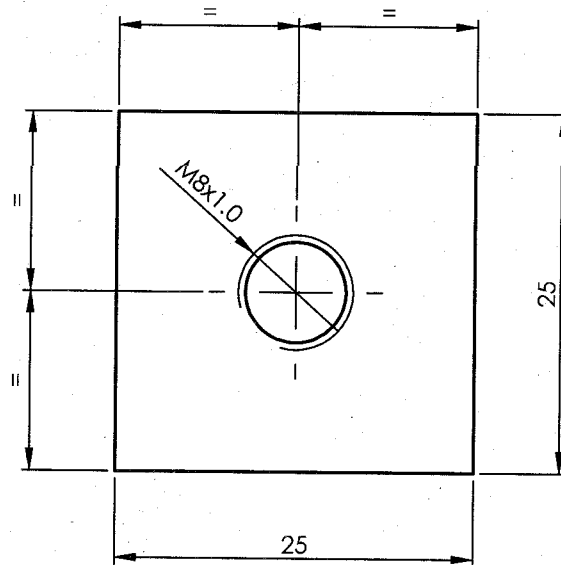
REF.DRG.NO.-

1	ANGLE	2x68x294	1		RDSO/SPEC C-K201 X2CrNi12	0.32	
QTY.	DESCRIPTION	DIMENSIONS	ITEM NO.	REF. DRGS	MATL.SPEC.	WT/UNIT IN KGS	REMARKS
GROUP: 1-4		SURFACE AREA IN Sq.m.:			WT/ASSY IN Kgs:		
ANGLE					SCALE	SSE/D	L. Panduranga
					1:2	CHD	
					ALT.	ALTD	A.Muthukumar
						DRN	
INDIAN RAILWAY STANDARDS				SHEET 1 OF 1			A3
INTEGRAL COACH FACTORY, CHENNAI - 600038							
					AAE14133		

AAE14187

▽ ROUGH MACHINED	① ROUGH CLEANED
▽▽ FINISH MACHINED	①b BURRS REMOVED
▽▽▽ FINE FINISH MACHINED	⑱ CHAMFERED


REVISIONS			
ALT.	ZONE	DESCRIPTION	APPROVED & DATE



ALL DIMENSIONS ARE IN mm UNLESS OTHERWISE SPECIFIED. FOR UNTOLERANCED DIMENSIONS AND ROUGHNESS VALUES, REFER DRAWING NO ICF/STD-9-0-001.
ANY MANUAL ALTERATION SHALL AUTOMATICALLY RENDER THIS DRAWING INVALID. WELDING SYMBOLS ARE AS PER IS: 813-1986.
WEIGHT GIVEN IN DRAWING IS FOR INDICATIVE PURPOSE ONLY

REF.DRG.NO.EMU/NDMC/MC-1-6-022/ITEM-3

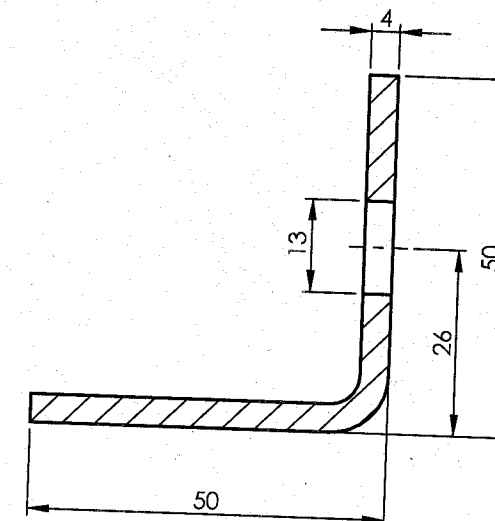
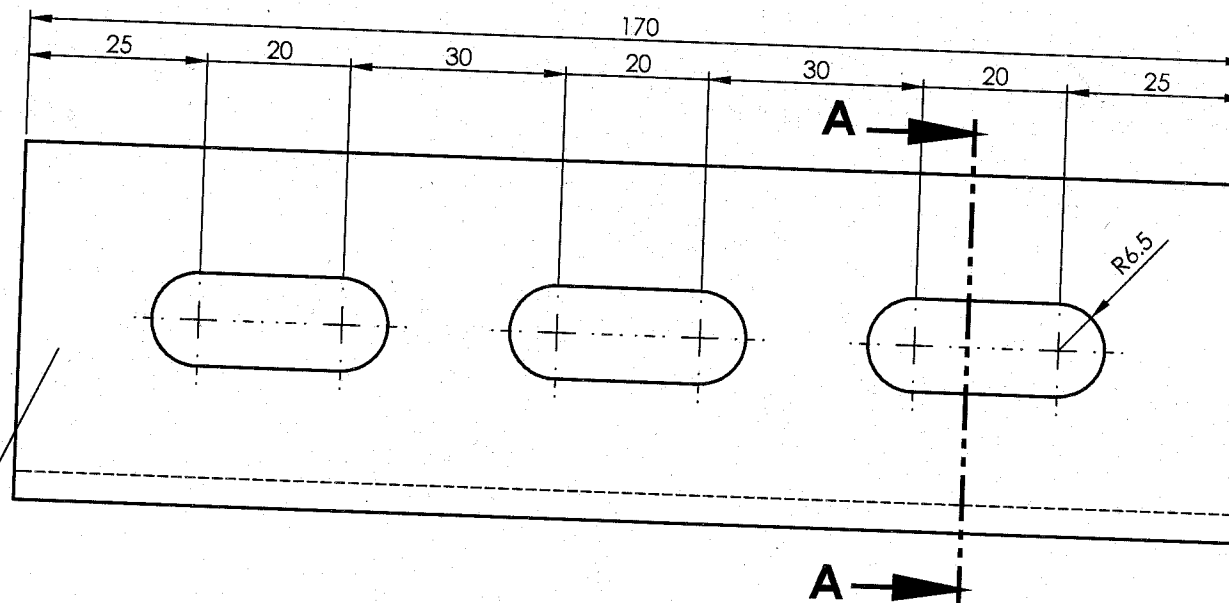
	5/12/18	<i>[Signature]</i>
DATE OF LATEST ALT.	DATE OF FIRST ISSUE	AME/SME

1	EARTHING BLOCK	8 x 25 x 25	1		AISI-304	0.04	NON MANETIC
QTY.	DESCRIPTION	DIMENSIONS	ITEM NO.	REF. DRGS	MATL.SPEC.	WT/UNIT IN KGS	REMARKS
GROUP: 1-4		SURFACE AREA IN Sq.m.:			WT/ASSY IN Kgs:		
EARTHING BLOCK					SCALE	SSE/D	<i>L. Panduranga Rao</i>
					2:1	CHD	
					ALT.	ALTD	
						DRN	A.Muthukumar
INDIAN RAILWAY STANDARDS				SHEET 1 OF 1			
INTEGRAL COACH FACTORY, CHENNAI - 600038							
					AAE14187		A3

AAE14235

▽ ROUGH MACHINED	① ROUGH CLEANED
▽▽ FINISH MACHINED	①b BURRS REMOVED
▽▽▽ FINE FINISH MACHINED	①8 CHAMFERED


REVISIONS			
ALT.	ZONE	DESCRIPTION	APPROVED & DATE

SECTION A-A
SCALE 1:1

ALL DIMENSIONS ARE IN mm UNLESS OTHERWISE SPECIFIED. FOR UNTOLERANCED DIMENSIONS AND ROUGHNESS VALUES, REFER DRAWING NO ICF/STD-9-0-001.
ANY MANUAL ALTERATION SHALL AUTOMATICALLY RENDER THIS DRAWING INVALID. WELDING SYMBOLS ARE AS PER IS: 813-1986.
WEIGHT GIVEN IN DRAWING IS FOR INDICATIVE PURPOSE ONLY

REF.DRG.NO.-

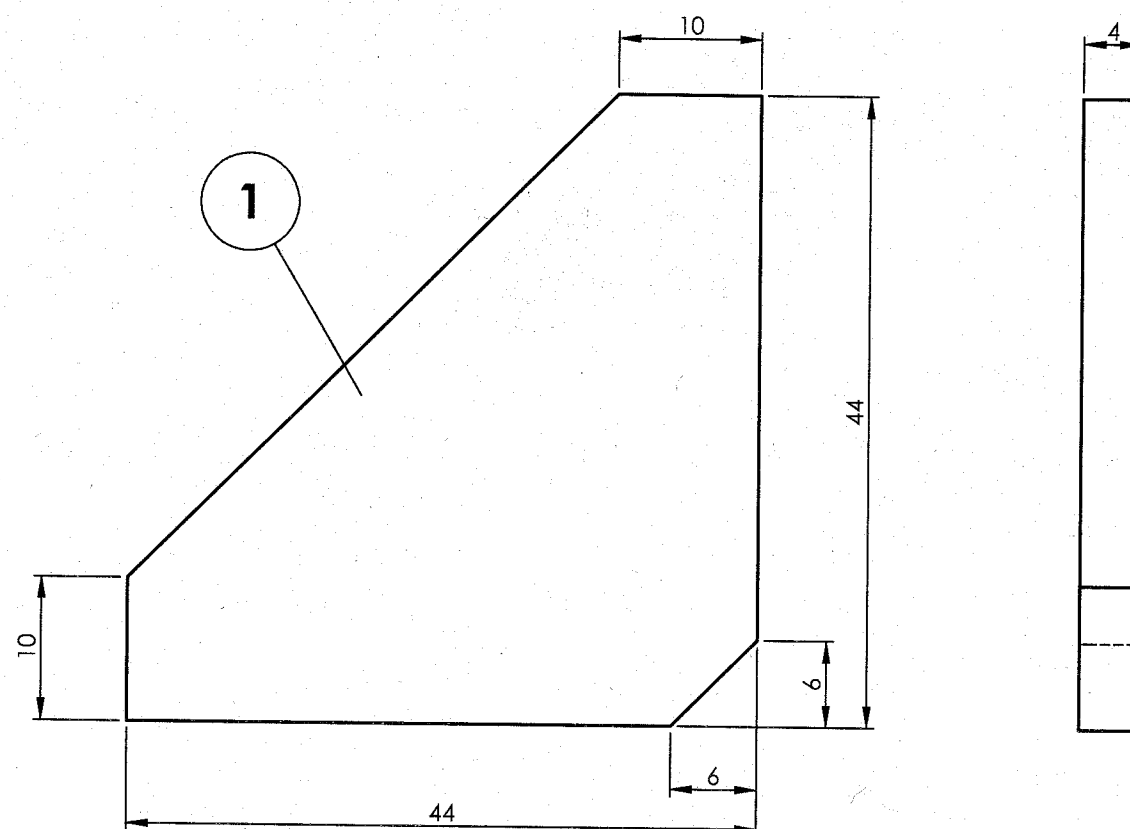
DATE OF LATEST ALT.	02-01-19	AME/SME
---------------------	----------	---------

1	ANGLE	4x92x170	1		RDSO/SPEC C-K201 X2CrNi12	0.47	
QTY.	DESCRIPTION	DIMENSIONS	ITEM NO.	REF. DRGS	MATL.SPEC.	WT/UNIT IN KGS	REMARKS
GROUP: 1-4		SURFACE AREA IN Sq.m.:			WT/ASSY IN Kgs:		
ANGLE				SCALE 1:2	SSE/D	L. Panduranga	
				ALT.	CHD		
					ALTD		
					DRN	A.Muthukumar	
INDIAN RAILWAY STANDARDS				SHEET 1 OF 1			
INTEGRAL COACH FACTORY, CHENNAI - 600038							
				AAE14235		A3	

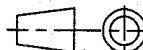
AAE14236

▽ ROUGH MACHINED	① ROUGH CLEANED
▽▽ FINISH MACHINED	①b BURRS REMOVED
▽▽▽ FINE FINISH MACHINED	⑱ CHAMFERED

REVISIONS			
ALT.	ZONE	DESCRIPTION	APPROVED & DATE



ALL DIMENSIONS ARE IN mm UNLESS OTHERWISE SPECIFIED. FOR UNTOLERANCED DIMENSIONS AND ROUGHNESS VALUES, REFER DRAWING NO ICF/STD 9-0-001.
ANY MANUAL ALTERATION SHALL AUTOMATICALLY RENDER THIS DRAWING INVALID. WELDING SYMBOLS ARE AS PER IS: 813-1986.
WEIGHT GIVEN IN DRAWING IS FOR INDICATIVE PURPOSE ONLY

1	RIB	4x44x44	1		RDSO/SPEC C-K201 X2CrNi12	0.04	
QTY.	DESCRIPTION	DIMENSIONS	ITEM NO.	REF. DRGS	MATL.SPEC.	WT/UNIT IN KGS	REMARKS
GROUP: 1-4		SURFACE AREA IN Sq.m.:			WT/ASSY IN Kgs:		
RIB					SCALE	SSE/D	L. Pandurangan
					2:1	CHD	
					ALT.	ALTD	A.Muthukumar
						DRN	
INDIAN RAILWAY STANDARDS				SHEET 1 OF 1			
INTEGRAL COACH FACTORY, CHENNAI - 600038							
				AAE14236		A3	

1		2		3		4		5		6		7		8																																																																						
AAE14245				▽ ROUGH MACHINED		① ROUGH CLEANED		REVISIONS																																																																												
				▽▽ FINISH MACHINED		①b BURRS REMOVED		ALT.		ZONE		DESCRIPTION			APPROVED & DATE																																																																					
				▽▽▽ FINE FINISH MACHINED		①8 CHAMFERED																																																																														
<div>ALL DIMENSIONS ARE IN mm UNLESS OTHERWISE SPECIFIED. FOR UNTOLERANCED DIMENSIONS AND ROUGHNESS VALUES, REFER DRAWING NO ICF/STD-9-0-001. ANY MANUAL ALTERATION SHALL AUTOMATICALLY RENDER THIS DRAWING INVALID. WELDING SYMBOLS ARE AS PER IS: 813-1986. WEIGHT GIVEN IN DRAWING IS FOR INDICATIVE PURPOSE ONLY</div> <div><div>1</div><div><div>15</div><div>40</div><div>40</div><div>200</div><div>R6</div><div>R6</div></div><div><div>100</div><div>15</div><div>R3</div></div><div><div>15</div></div><div><div>1</div></div><div><div>15</div><div>40</div><div>40</div><div>200</div><div>R6</div><div>R6</div></div><div><div>100</div><div>15</div><div>R3</div></div><div><div>15</div></div></div> <table><tr><td>1</td><td>SIDE ANGLE</td><td>2x109x200</td><td>1</td><td></td><td>RDSO/SPEC C-K201 X2CrNi12</td><td>0.34</td><td></td></tr><tr><td>QTY.</td><td>DESCRIPTION</td><td>DIMENSIONS</td><td>ITEM NO.</td><td>REF. DRGS</td><td>MATL.SPEC.</td><td>WT/UNIT IN KGS</td><td>REMARKS</td></tr><tr><td colspan="5">GROUP: 1-4 SIDE WALL</td><td colspan="2">SURFACE AREA IN Sq.m.:</td><td>WT/ASSY IN Kgs:</td></tr><tr><td colspan="5" rowspan="3">SIDE ANGLE</td><td>SCALE</td><td>SSE/D</td><td rowspan="2"><div><div></div></div></td></tr><tr><td>1:2</td><td>CHD</td></tr><tr><td>ALT.</td><td>ALTD</td><td rowspan="2">A.Muthukumar</td></tr><tr><td></td><td>DRN</td></tr><tr><td colspan="5">INDIAN RAILWAY STANDARDS</td><td colspan="2">SHEET 1 OF 1</td><td rowspan="2">AAE14245</td><td rowspan="2">A3</td></tr><tr><td colspan="5">INTEGRAL COACH FACTORY, CHENNAI - 600038</td></tr><tr><td colspan="2">07/04/19</td><td colspan="2"></td><td colspan="2">AME/SME</td><td colspan="2"></td></tr><tr><td colspan="2">DATE OF LATEST ALT.</td><td colspan="2">DATE OF FIRST ISSUE</td><td colspan="2"></td><td colspan="2"></td></tr></table>																1	SIDE ANGLE	2x109x200	1		RDSO/SPEC C-K201 X2CrNi12	0.34		QTY.	DESCRIPTION	DIMENSIONS	ITEM NO.	REF. DRGS	MATL.SPEC.	WT/UNIT IN KGS	REMARKS	GROUP: 1-4 SIDE WALL					SURFACE AREA IN Sq.m.:		WT/ASSY IN Kgs:	SIDE ANGLE					SCALE	SSE/D	<div><div></div></div>	1:2	CHD	ALT.	ALTD	A.Muthukumar		DRN	INDIAN RAILWAY STANDARDS					SHEET 1 OF 1		AAE14245	A3	INTEGRAL COACH FACTORY, CHENNAI - 600038					07/04/19				AME/SME				DATE OF LATEST ALT.		DATE OF FIRST ISSUE					
1	SIDE ANGLE	2x109x200	1		RDSO/SPEC C-K201 X2CrNi12	0.34																																																																														
QTY.	DESCRIPTION	DIMENSIONS	ITEM NO.	REF. DRGS	MATL.SPEC.	WT/UNIT IN KGS	REMARKS																																																																													
GROUP: 1-4 SIDE WALL					SURFACE AREA IN Sq.m.:		WT/ASSY IN Kgs:																																																																													
SIDE ANGLE					SCALE	SSE/D	<div><div></div></div>																																																																													
					1:2	CHD																																																																														
					ALT.	ALTD	A.Muthukumar																																																																													
	DRN																																																																																			
INDIAN RAILWAY STANDARDS					SHEET 1 OF 1		AAE14245	A3																																																																												
INTEGRAL COACH FACTORY, CHENNAI - 600038																																																																																				
07/04/19				AME/SME																																																																																
DATE OF LATEST ALT.		DATE OF FIRST ISSUE																																																																																		
REF.DRG.NO.																																																																																				
1		2		3		4		5		6		7		8																																																																						

1		2		3		4		5		6		7		8																																																												
AAE14246				▽ ROUGH MACHINED		① ROUGH CLEANED		REVISIONS																																																																		
				▽▽ FINISH MACHINED		①b BURRS REMOVED		ALT.		ZONE		DESCRIPTION		APPROVED & DATE																																																												
				▽▽▽ FINE FINISH MACHINED		⑱ CHAMFERED																																																																				
A																																																																										
B																																																																										
C																																																																										
D																																																																										
E																																																																										
F																																																																										
ALL DIMENSIONS ARE IN mm UNLESS OTHERWISE SPECIFIED. FOR UNTOLERANCED DIMENSIONS AND ROUGHNESS VALUES, REFER DRAWING NO ICF/STD-9-0-001. ANY MANUAL ALTERATION SHALL AUTOMATICALLY RENDER THIS DRAWING INVALID. WELDING SYMBOLS ARE AS PER IS: 813-1986. WEIGHT GIVEN IN DRAWING IS FOR INDICATIVE PURPOSE ONLY																																																																										
<div><div><div>1</div><div><div>150</div><div>15</div><div>15</div><div>120</div><div>190</div><div>15</div><div>15</div><div>R10</div><div>R10</div><div>R10</div><div>R10</div></div></div><div><div>4</div><div>220</div></div></div>																																																																										
<table><tr><td>1</td><td>RING</td><td>4x150x220</td><td>1</td><td></td><td>RDSO/SPEC C-K201 X2CrNi12</td><td>0.33</td><td></td></tr><tr><td>QTY.</td><td>DESCRIPTION</td><td>DIMENSIONS</td><td>ITEM NO.</td><td>REF. DRGS</td><td>MATL.SPEC.</td><td>WT/UNIT IN KGS</td><td>REMARKS</td></tr><tr><td colspan="2">GROUP: 1-4 SIDE WALL</td><td colspan="2">SURFACE AREA IN Sq.m.:</td><td colspan="4">WT/ASSY IN Kgs:</td></tr><tr><td colspan="4" rowspan="4">RING</td><td>SCALE</td><td>SSE/D</td><td colspan="2">A. Muthukumar</td></tr><tr><td>1:2</td><td>CHD</td><td colspan="2"></td></tr><tr><td>ALT.</td><td>ALTD</td><td colspan="2"></td></tr><tr><td>DRN</td><td colspan="2"></td></tr><tr><td colspan="4">INDIAN RAILWAY STANDARDS</td><td colspan="2">SHEET 1 OF 1</td><td colspan="2">AAE14246</td></tr><tr><td colspan="4">INTEGRAL COACH FACTORY, CHENNAI - 600038</td><td colspan="2"></td><td colspan="2">A3</td></tr></table>																1	RING	4x150x220	1		RDSO/SPEC C-K201 X2CrNi12	0.33		QTY.	DESCRIPTION	DIMENSIONS	ITEM NO.	REF. DRGS	MATL.SPEC.	WT/UNIT IN KGS	REMARKS	GROUP: 1-4 SIDE WALL		SURFACE AREA IN Sq.m.:		WT/ASSY IN Kgs:				RING				SCALE	SSE/D	A. Muthukumar		1:2	CHD			ALT.	ALTD			DRN			INDIAN RAILWAY STANDARDS				SHEET 1 OF 1		AAE14246		INTEGRAL COACH FACTORY, CHENNAI - 600038						A3	
1	RING	4x150x220	1		RDSO/SPEC C-K201 X2CrNi12	0.33																																																																				
QTY.	DESCRIPTION	DIMENSIONS	ITEM NO.	REF. DRGS	MATL.SPEC.	WT/UNIT IN KGS	REMARKS																																																																			
GROUP: 1-4 SIDE WALL		SURFACE AREA IN Sq.m.:		WT/ASSY IN Kgs:																																																																						
RING				SCALE	SSE/D	A. Muthukumar																																																																				
				1:2	CHD																																																																					
				ALT.	ALTD																																																																					
				DRN																																																																						
INDIAN RAILWAY STANDARDS				SHEET 1 OF 1		AAE14246																																																																				
INTEGRAL COACH FACTORY, CHENNAI - 600038						A3																																																																				
<table><tr><td>07/02/19</td><td></td><td>A. Muthukumar</td></tr><tr><td>DATE OF LATEST ALT.</td><td>DATE OF FIRST ISSUE</td><td>AME/SME</td></tr></table>																07/02/19		A. Muthukumar	DATE OF LATEST ALT.	DATE OF FIRST ISSUE	AME/SME																																																					
07/02/19		A. Muthukumar																																																																								
DATE OF LATEST ALT.	DATE OF FIRST ISSUE	AME/SME																																																																								
1		2		3		4		5		6		7		8																																																												

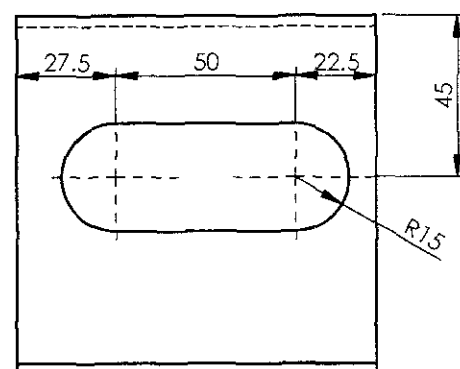
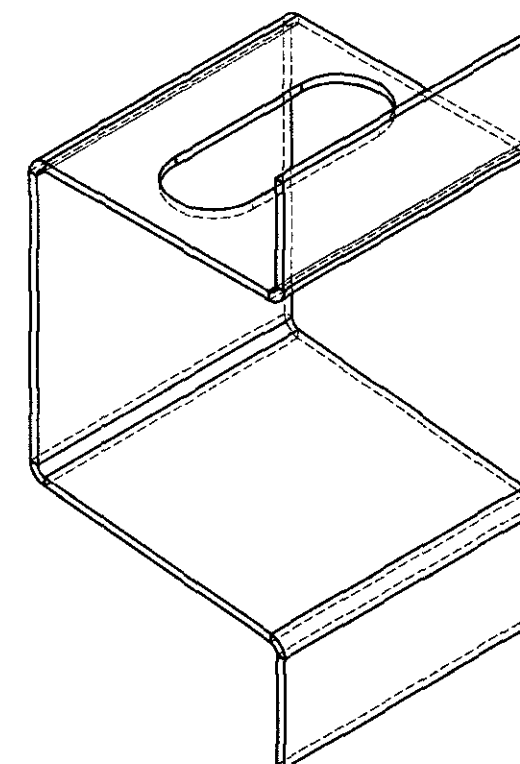
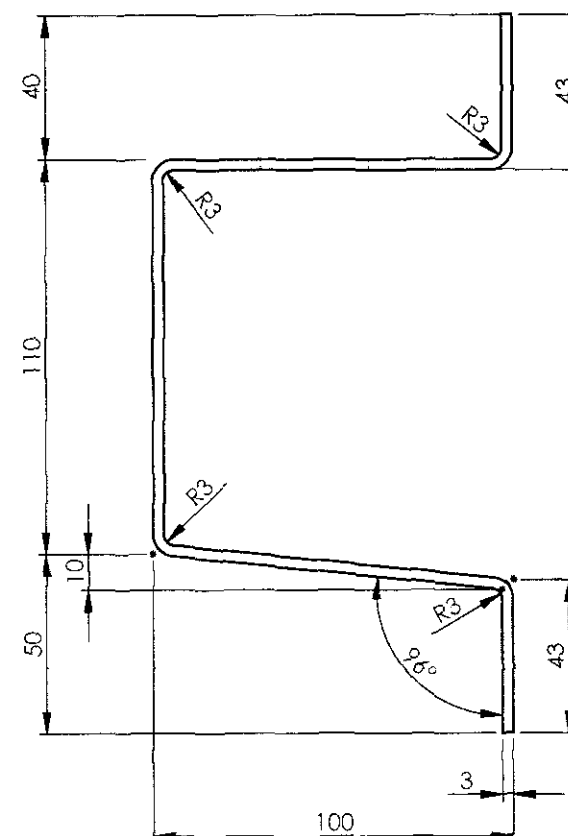
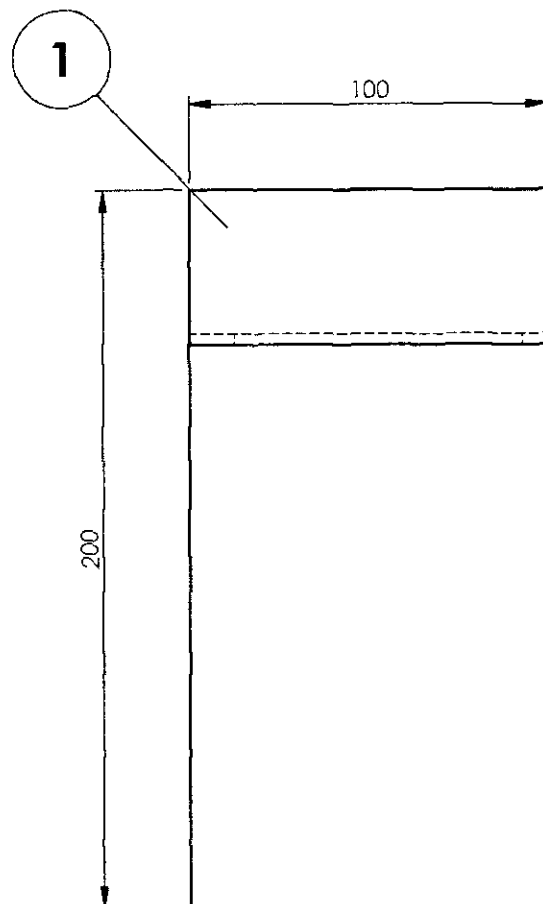
AAE14247

▽ ROUGH MACHINED
▽▽ FINISH MACHINED
▽▽▽ FINE FINISH MACHINED

① ROUGH CLEANED
② BURRS REMOVED
⑧ CHAMFERED

REVISIONS


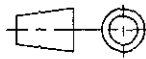
ALT.	ZONE	DESCRIPTION	APPROVED & DATE
a		RADIUS DIMENSION ADDED FOR SLOT.	<i>gaw</i>



ALL DIMENSIONS ARE IN mm UNLESS OTHERWISE SPECIFIED. FOR UNTOLERANCED DIMENSIONS AND ROUGHNESS VALUES, REFER DRAWING NO ICF/STD-9-0-001.
ANY MANUAL ALTERATION SHALL AUTOMATICALLY RENDER THIS DRAWING INVALID. WELDING SYMBOLS ARE AS PER IS: 813-1986.
WEIGHT GIVEN IN DRAWING IS FOR INDICATIVE PURPOSE ONLY

REF.DRG.NO.

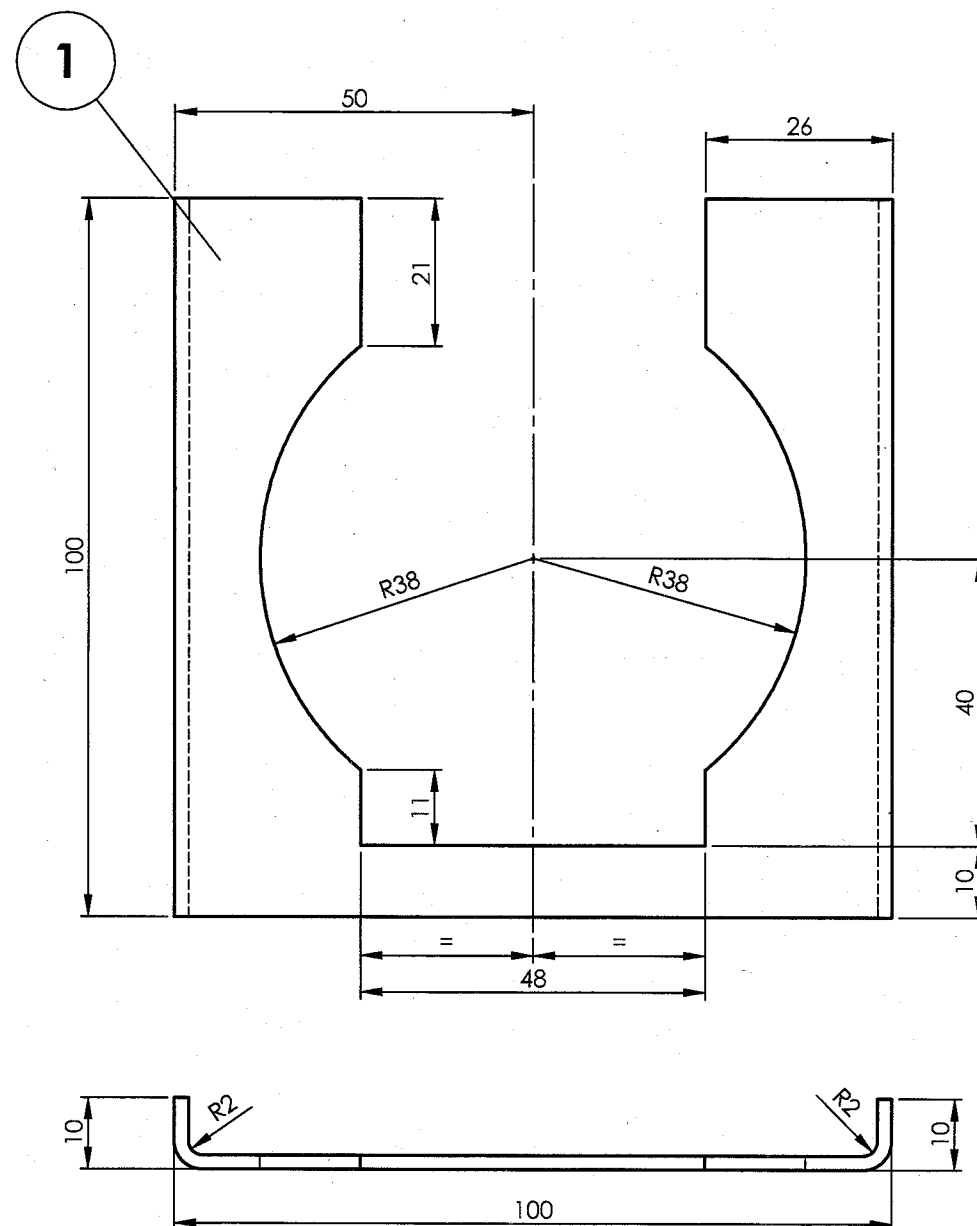
21. -10-2021	07-02-2019	<i>gaw</i>
DATE OF LATEST ALT.	DATE OF FIRST ISSUE	AME/SME

1	BRACKET	3x100x375	1		RDSO/SPEC C-K201 X2CrNi12	0.85	
Default	DESCRIPTION	DIMENSIONS	ITEM NO.	REF. DRGS	MATL.SPEC.	WT/UNIT IN KGS	REMARKS
GROUP: 1-5 END CONSTRUCTION		SURFACE AREA IN Sq.m.:			WT/ASSY IN Kgs:		
BRACKET					SCALE	SSE/D	A. 
					1:2	CHD	
					ALT.	ALTD	A.Palanichamy
					a	DRN	H. Irshath Ahamed
							
INDIAN RAILWAY STANDARDS				SHEET 1 OF 1	AAE14247		A3
INTEGRAL COACH FACTORY, CHENNAI - 600038							

AAE14248

▽ ROUGH MACHINED	① ROUGH CLEANED
▽▽ FINISH MACHINED	①b BURRS REMOVED
▽▽▽ FINE FINISH MACHINED	⑱ CHAMFERED


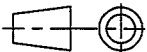
REVISIONS			
ALT.	ZONE	DESCRIPTION	APPROVED & DATE




ALL DIMENSIONS ARE IN mm UNLESS OTHERWISE SPECIFIED. FOR UNTOLERANCED DIMENSIONS AND ROUGHNESS VALUES, REFER DRAWING NO ICF/STD-9-0-001.
ANY MANUAL ALTERATION SHALL AUTOMATICALLY RENDER THIS DRAWING INVALID. WELDING SYMBOLS ARE AS PER IS: 813-1986.
WEIGHT GIVEN IN DRAWING IS FOR INDICATIVE PURPOSE ONLY

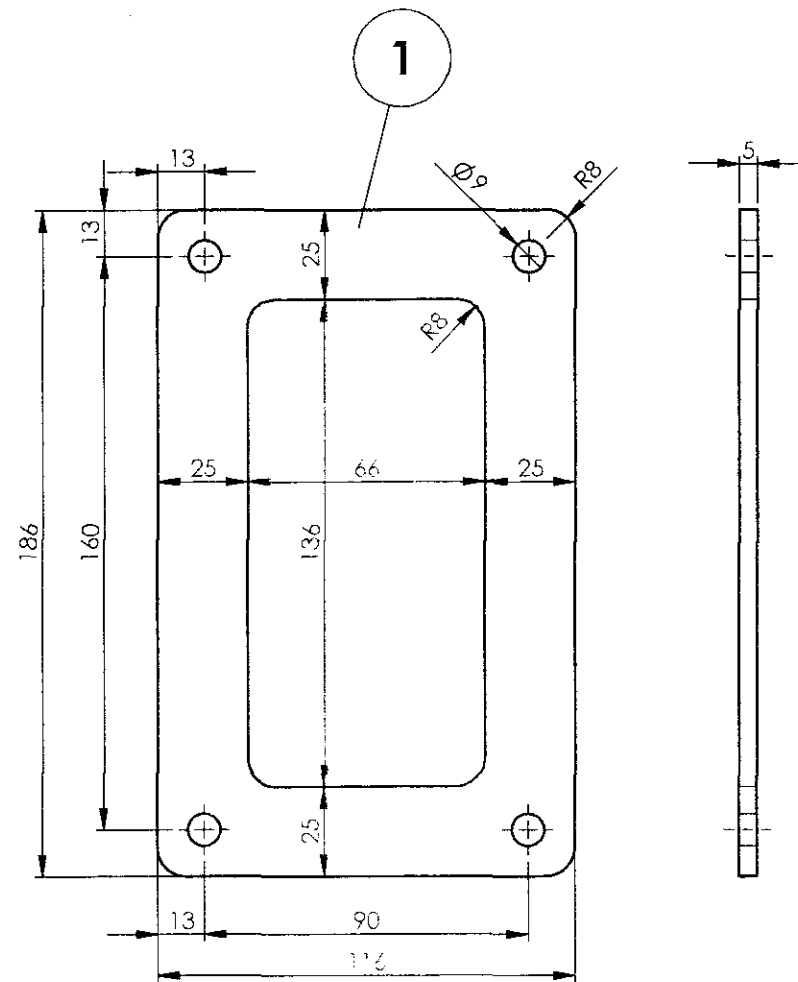
REF.DRG.NO.


09/02/19		
DATE OF LATEST ALT.	DATE OF FIRST ISSUE	AME/SME

1	FIXING BRACKET	2x100x112	1		RDSO/SPEC C-K201 X2CrNi12	0.09	
QTY.	DESCRIPTION	DIMENSIONS	ITEM NO.	REF. DRGS	MATL.SPEC.	WT/UNIT IN KGS	REMARKS
GROUP: 1-5 END CONSTRUCTION		SURFACE AREA IN Sq.m.:			WT/ASSY IN Kgs:		
FIXING BRACKET					SCALE	SSE/D	A - 
					1:1	CHD	
					ALT.	ALTD	
						DRN	A.Muthukumar
INDIAN RAILWAY STANDARDS INTEGRAL COACH FACTORY, CHENNAI - 600038							
					SHEET 1 OF 1		AAE14248

ANY MANUAL ALTERATION SHALL AUTOMATICALLY RENDER THIS DRAWING INVALID. WELDING SYMBOLS ARE AS PER IS: 813-1986.
WEIGHT GIVEN IN DRAWING IS FOR INDICATIVE PURPOSE ONLY

REVISIONS			
ALT.	ZONE	DESCRIPTION	APPROVED & DATE
a		MATERIAL SPECIFICATION REVISED. CUTOUT DIMENSIONS ADDED.	

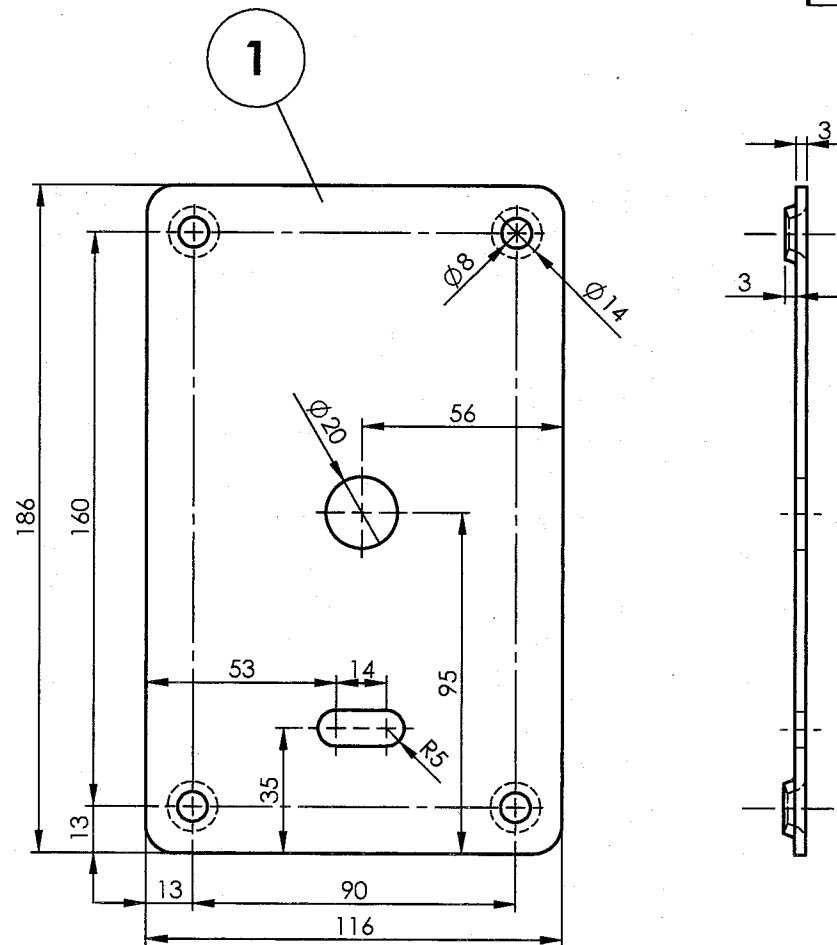


1	GASKET	5x116x186	1		MDTS-030	0.06	COLOUR-BLACK
QTY	DESCRIPTION	DIMENSIONS	ITEM NO.	REF. DRGS	MATL.SPEC.	WT/UNIT IN KGS	REMARKS
GROUP: 1-4 Body Side Walls		SURFACE AREA IN Sq.m.:			WT/ASSY IN Kgs:		
GASKET					SCALE	SSL/D	<i>L. Panduranga Rao</i>
					1:2	CHD	
					ALT	ALTD	A.Muthukumar
					a	DRN	A.Muthukumar
INDIAN RAILWAY STANDARDS							A3
INTEGRAL COACH FACTORY, CHENNAI - 600098					SHEET 1 OF 1		AAE14251

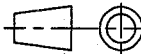
AAE14252

▽ ROUGH MACHINED	① ROUGH CLEANED
▽▽ FINISH MACHINED	①b BURRS REMOVED
▽▽▽ FINE FINISH MACHINED	①8 CHAMFERED

REVISIONS			
ALT.	ZONE	DESCRIPTION	APPROVED & DATE



ALL DIMENSIONS ARE IN mm UNLESS OTHERWISE SPECIFIED. FOR UNTOLERANCED DIMENSIONS AND ROUGHNESS VALUES, REFER DRAWING NO ICF/STD-9-0-001.
ANY MANUAL ALTERATION SHALL AUTOMATICALLY RENDER THIS DRAWING INVALID. WELDING SYMBOLS ARE AS PER IS: 813-1986.
WEIGHT GIVEN IN DRAWING IS FOR INDICATIVE PURPOSE ONLY

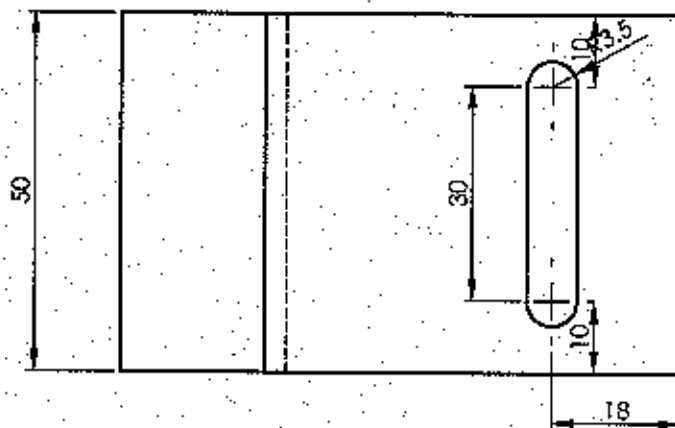
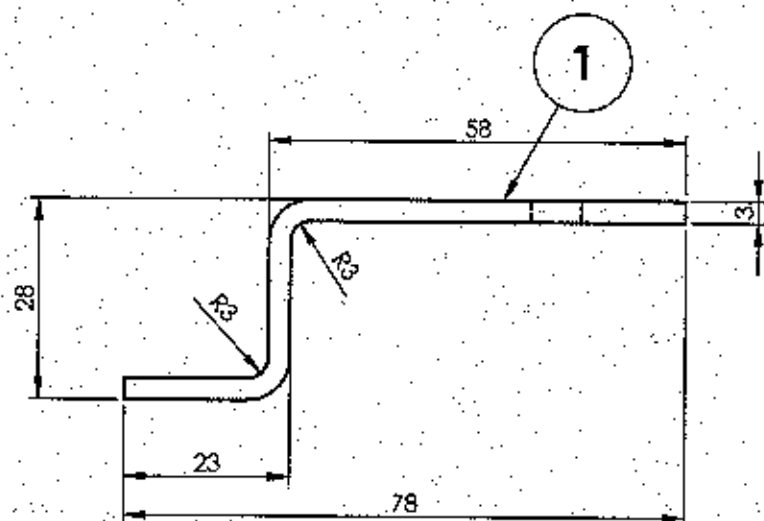
1	COVER	3 x 116 x 186	1		AISI 304	0.50	
QTY.	DESCRIPTION	DIMENSIONS	ITEM NO.	REF. DRGS	MATL.SPEC.	WT/UNIT IN KGS	REMARKS
GROUP: 1-4 SIDE WALL		SURFACE AREA IN Sq.m.:			WT/ASSY IN Kgs:		
COVER					SCALE	SSE/D	A - 11
					1:2	CHD	
					ALT.	ALTD	
					DRN	A.Muthukumar	
INDIAN RAILWAY STANDARDS INTEGRAL COACH FACTORY, CHENNAI - 600038				SHEET 1 OF 1			A3
					AAE14252		

REF.DRG.NO.

AAE14580

▽ ROUGH MACHINED	① ROUGH CLEANED
▽▽ FINISH MACHINED	①② BURRS REMOVED
▽▽▽ FINE FINISH MACHINED	①③ CHAMFERED

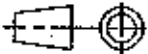
REVISIONS			
ALT.	ZONE	DESCRIPTION	APPROVED & DATE



ALL DIMENSIONS ARE IN MM UNLESS OTHERWISE SPECIFIED. FOR UNTOLERANCED DIMENSIONS AND ROUGHNESS VALUES, REFER DRAWING NO ICR/STD-9-0-007.
ANY MANUAL ALTERATION SHALL AUTOMATICALLY RENDER THIS DRAWING INVALID. WELDING SYMBOLS ARE AS PER IS: 813-1986.
WEIGHT GIVEN IN DRAWING IS FOR INDICATIVE PURPOSE ONLY

REF.DRG.NO.-

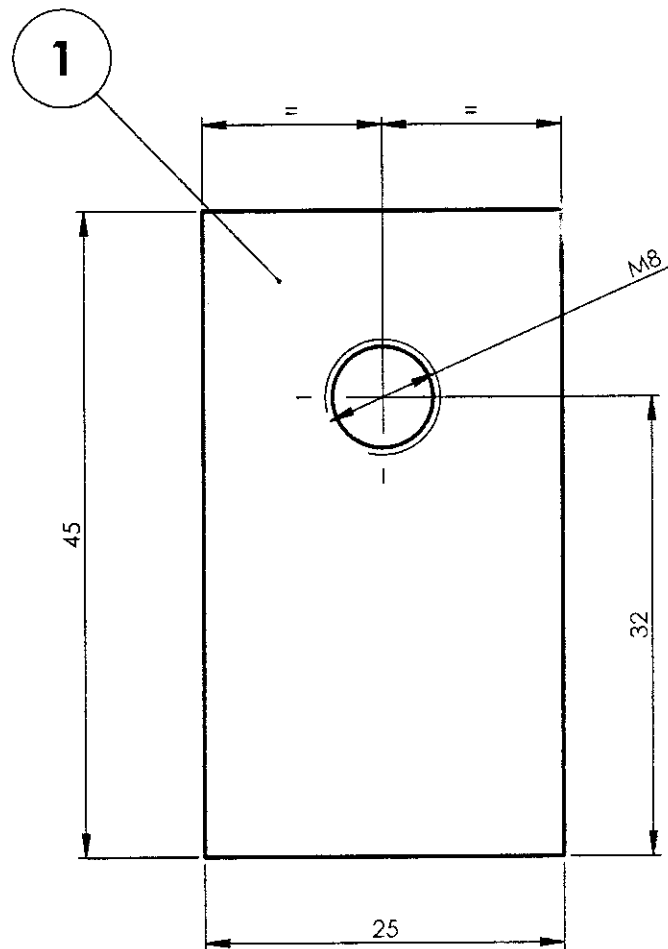
DATE OF LATEST ALT.	11-4-19	AME/SME
---------------------	---------	---------

1	BRACKET	3x50x97	1		RDSO/SPEC C-K201 X2CrNi12	0.11	
QTY.	DESCRIPTION	DIMENSIONS	ITEM NO.	REF. DRGS	MATL.SPEC.	WT/UNIT IN KGS	REMARKS
GROUP: 1-4		SURFACE AREA IN Sq.m.:			WT/ASSY IN Kgs:		
BRACKET					SCALE	SSE/D	L. Pandiranglae
					1:1	CHD	
					ALT.	ALTD	
						DRN	A.Muthukumar
INDIAN RAILWAY STANDARDS				SHEET 1 OF 1			
INTEGRAL COACH FACTORY, CHENNAI - 600088					AAE14580		A3

AAG14739

▽ ROUGH MACHINED	① ROUGH CLEANED
▽▽ FINISH MACHINED	② BURRS REMOVED
▽▽▽ FINE FINISH MACHINED	③ CHAMFERED

REVISIONS			
ALT.	ZONE	DESCRIPTION	APPROVED & DATE



ALL DIMENSIONS ARE IN mm UNLESS OTHERWISE SPECIFIED. FOR UNTOLERANCED DIMENSIONS AND ROUGHNESS VALUES, REFER DRAWING NO ICF/STD-9-0-001.
ANY MANUAL ALTERATION SHALL AUTOMATICALLY RENDER THIS DRAWING INVALID. WELDING SYMBOLS ARE AS PER IS: 813-1986.
WEIGHT GIVEN IN DRAWING IS FOR INDICATIVE PURPOSE ONLY

REF.DRG.NO.-

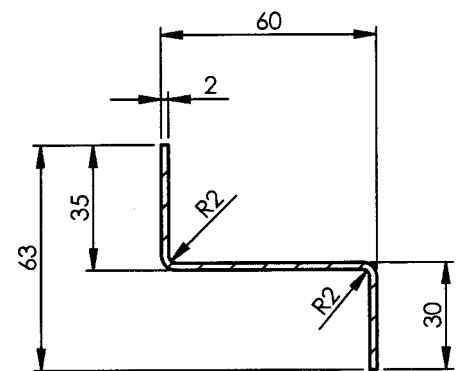
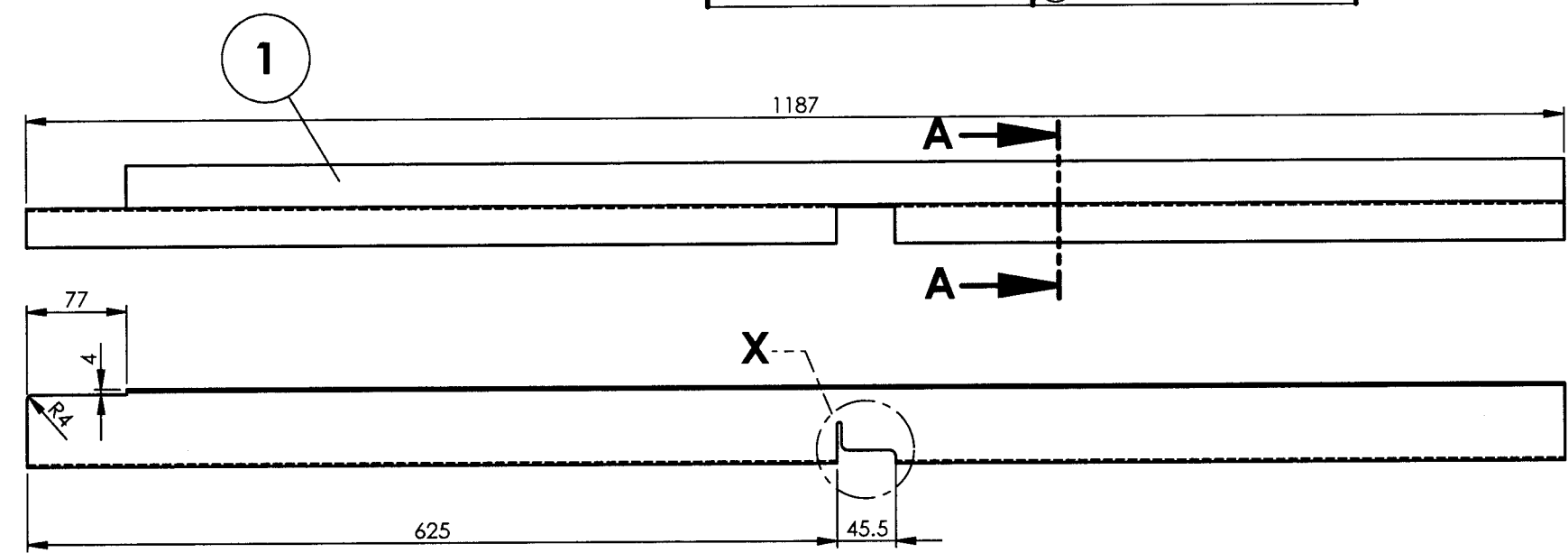
-	11-01-2022	
DATE OF LATEST ALT.	DATE OF FIRST ISSUE	AME/SME

1	EARTHING BLOCK	8x25x45	1		SS-304	0.07	
QTY	DESCRIPTION	DIMENSIONS	ITEM NO.	REF. DRGS	MATL.SPEC.	WT/UNIT IN KGS	REMARKS
GROUP: 1-4 Body Side Walls				SURFACE AREA IN Sq.m.:		WT/ASSY IN Kgs:	
EARTHING BLOCK					SCALE	SSE/D	
					2:1	CHD	
					ALT.	ALTD	
						DRN	A.Palanichamy
INDIAN RAILWAY STANDARDS					SHEET 1 OF 1		
INTEGRAL COACH FACTORY, CHENNAI - 600038					AAG14739		A3

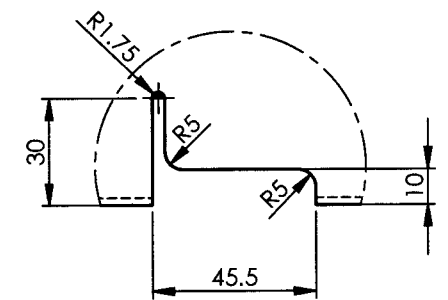
AAG14794

▽ ROUGH MACHINED	① ROUGH CLEANED
▽▽ FINISH MACHINED	①b BURRS REMOVED
▽▽▽ FINE FINISH MACHINED	⑱ CHAMFERED

REVISIONS			
ALT.	ZONE	DESCRIPTION	APPROVED & DATE



SECTION A-A
SCALE 1 : 2


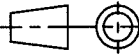


DETAIL X
SCALE 1 : 2

ALL DIMENSIONS ARE IN mm UNLESS OTHERWISE SPECIFIED. FOR UNTOLERANCED DIMENSIONS AND ROUGHNESS VALUES, REFER DRAWING NO ICF/STD-9-0-001.
ANY MANUAL ALTERATION SHALL AUTOMATICALLY RENDER THIS DRAWING INVALID. WELDING SYMBOLS ARE AS PER IS: 813-1986.
WEIGHT GIVEN IN DRAWING IS FOR INDICATIVE PURPOSE ONLY

REF.DRG.NO.-

DATE OF LATEST ALT.	DATE OF FIRST ISSUE	A/ME/SME
---------------------	---------------------	----------

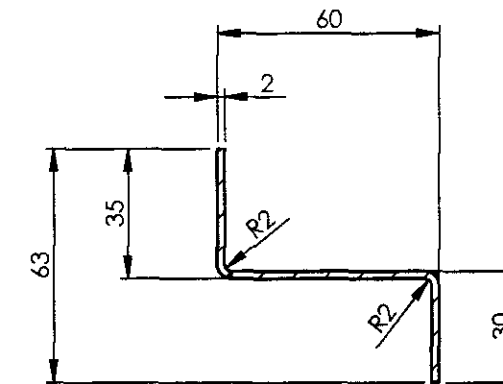
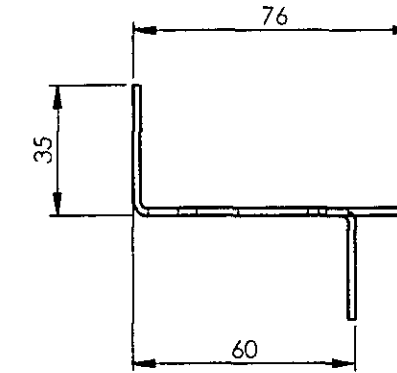
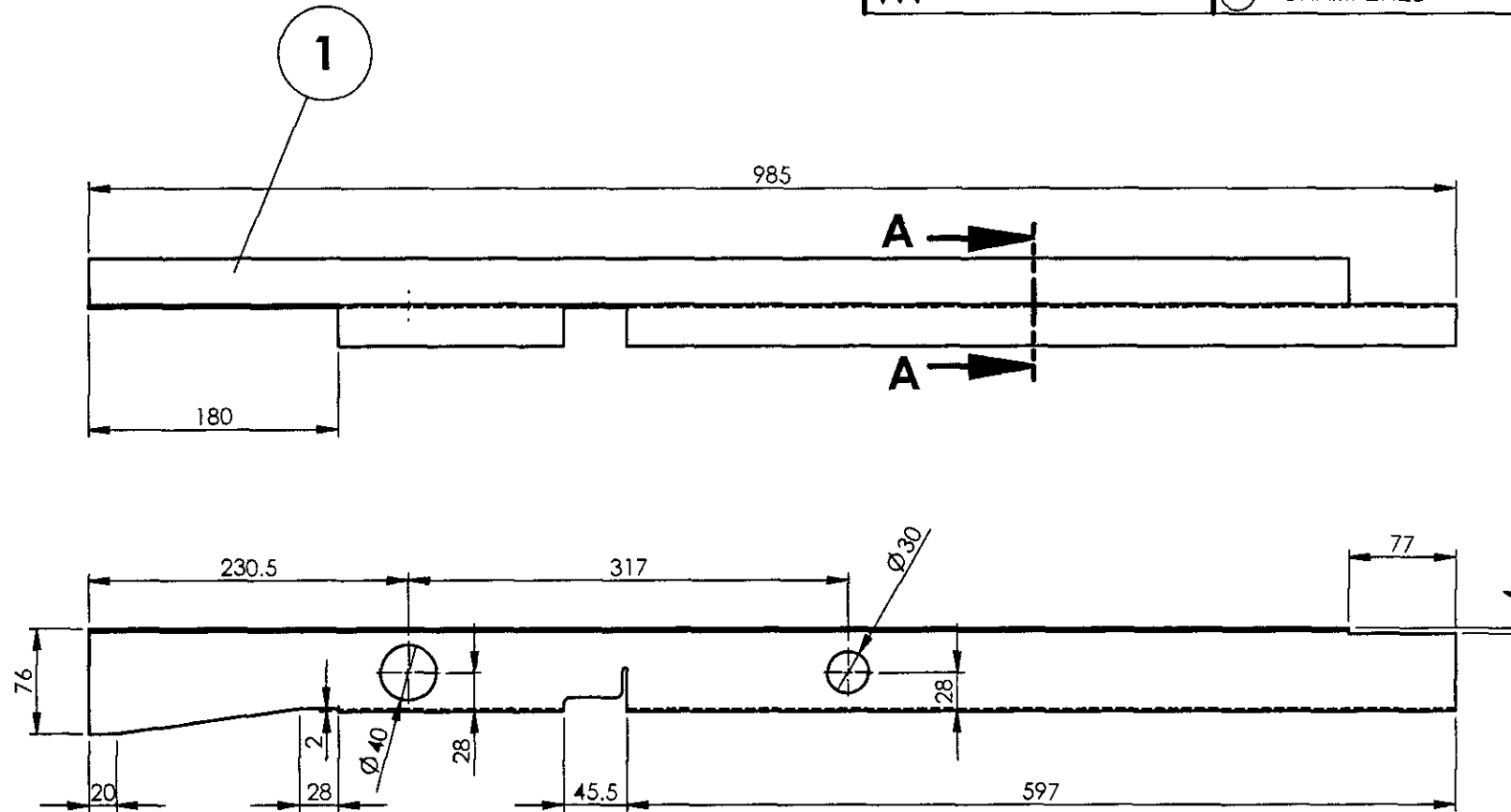
1	HORIZONTAL MEMBER	2X117X1187	1		RDSO/SPEC C-K201 X2CrNi12	2.18	
Default	DESCRIPTION	DIMENSIONS	ITEM NO.	REF. DRGS	MATL.SPEC.	WT/UNIT IN KGS	REMARKS
GROUP: 1-4 Body Side Walls			SURFACE AREA IN Sq.m.:		WT/ASSY IN Kgs:		
HORIZONTAL MEMBER					SCALE	SSE/D	
					1:1	CHD	
					ALT.	ALTD	
						DRN	A.Palanichamy
INDIAN RAILWAY STANDARDS				SHEET 1 OF 1			
					AAG14794		A3
INTEGRAL COACH FACTORY, CHENNAI - 600038							

AAG14795

▽ ROUGH MACHINED	① ROUGH CLEANED
▽▽ FINISH MACHINED	①b BURRS REMOVED
▽▽▽ FINE FINISH MACHINED	①8 CHAMFERED

REVISIONS


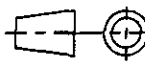
ALT.	ZONE	DESCRIPTION	APPROVED & DATE
a		LOCATION OF Ø40 HOLE REVISED.	sd/-
b		Ø30 HOLE ADDED.	

SECTION A-A
SCALE 1 : 2

ISOMETRIC VIEW

REF.DRG.NO.

11-06-2025	14-08-2021	
DATE OF LATEST ALT.	DATE OF FIRST ISSUE	AME/SME

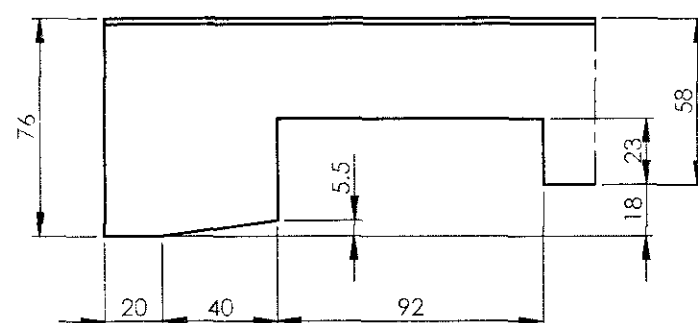
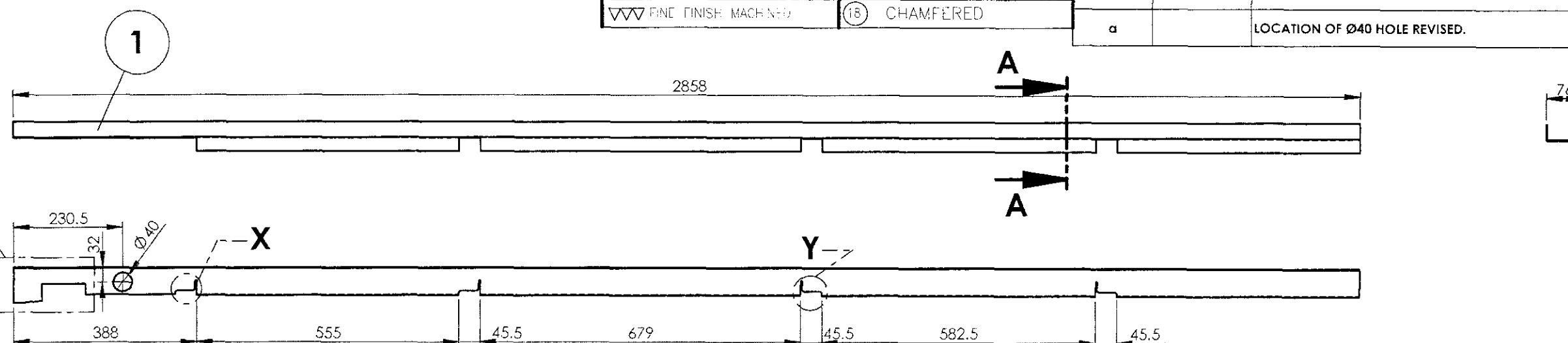
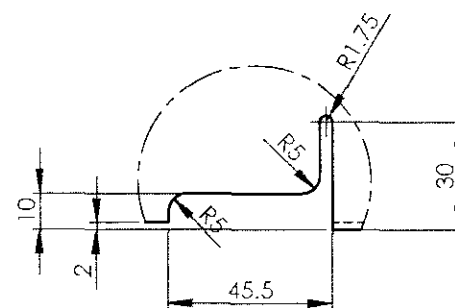
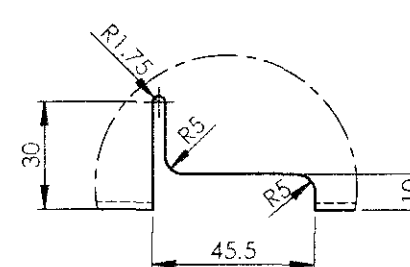
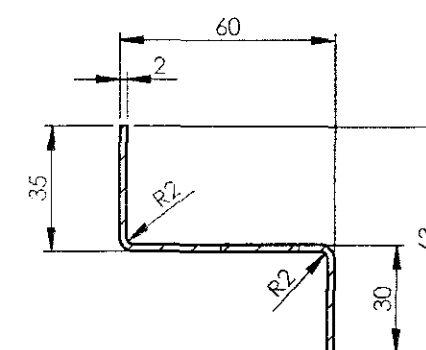
1	HORIZONTAL MEMBER	2x117x985	1		RDSO/SPEC C- K201 X2CrNi12	1.71	
Default	DESCRIPTION	DIMENSIONS	ITEM NO.	REF. DRGS	MATL.SPEC.	WT/UNIT IN KGS	REMARKS
GROUP: 1-4 Body Side Walls			SURFACE AREA IN Sq.m.:		WT/ASSY IN Kgs:		
HORIZONTAL MEMBER					SCALE	SSE/D	
					1:5	CHD	
					ALT. b	ALTD	R.Vijay Rathinam
						DRN	A.Palanichamy
INDIAN RAILWAY STANDARDS INTEGRAL COACH FACTORY, CHENNAI - 600038				SHEET 1 OF 1			
					AAG14795		A3

AAG14805

▽ ROUGH MACHINED	⊖ ROUGH CLEANED
▽▽ FINISH MACHINED	⊖⊖ BURRS REMOVED
▽▽▽ FINE FINISH MACHINED	⊖⊖⊖ CHAMFERED

REVISIONS


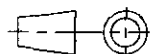
ALT.	ZONE	DESCRIPTION	APPROVED & DATE
a		LOCATION OF Ø40 HOLE REVISED.	sh

DETAIL Z
SCALE 1 : 2.5DETAIL X
SCALE 1 : 2DETAIL Y
SCALE 1 : 2SECTION A-A
SCALE 1 : 2

ISOMETRIC VIEW


REF.DRG.NO.

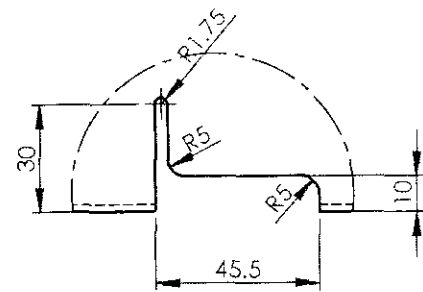
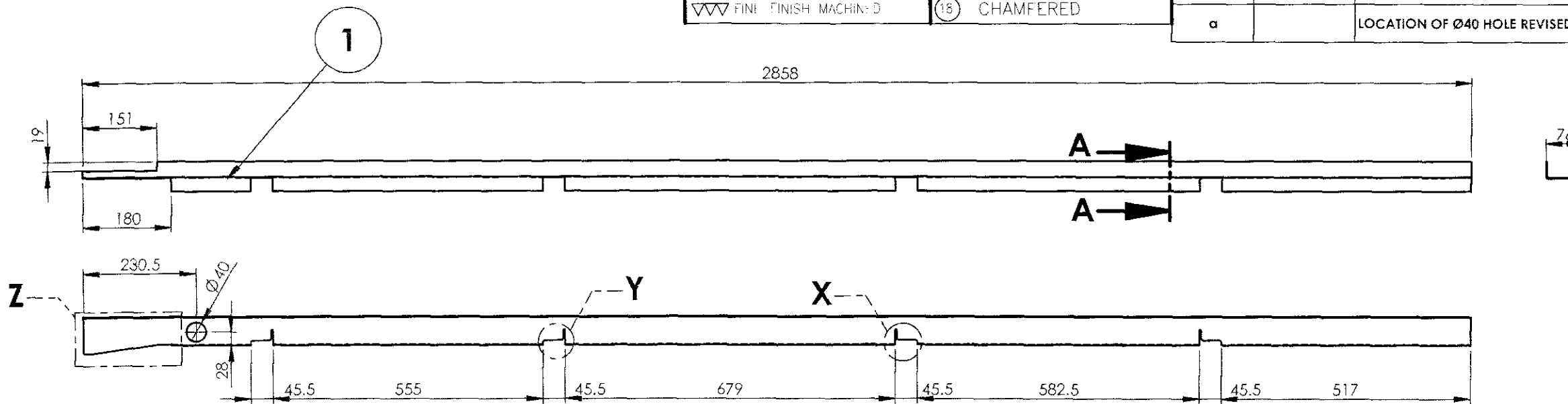
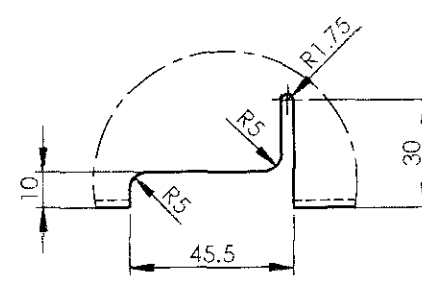
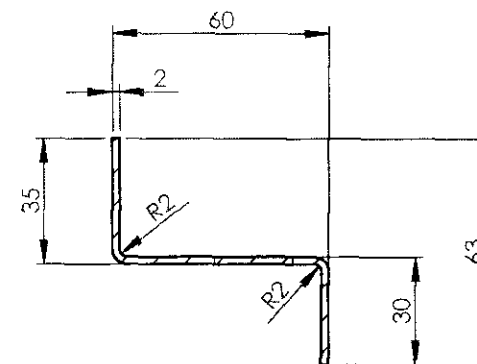
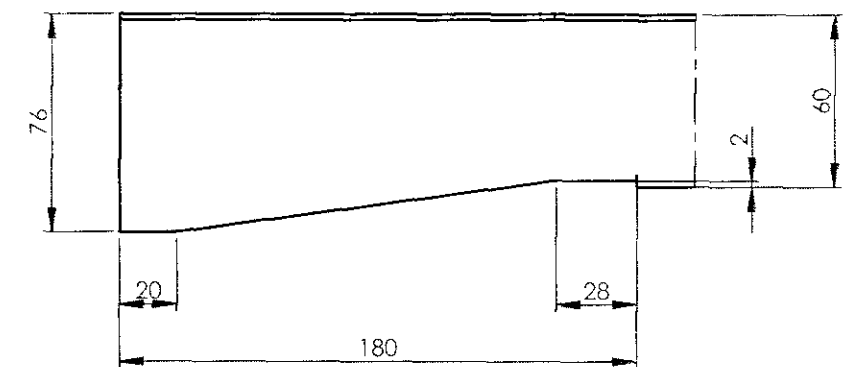
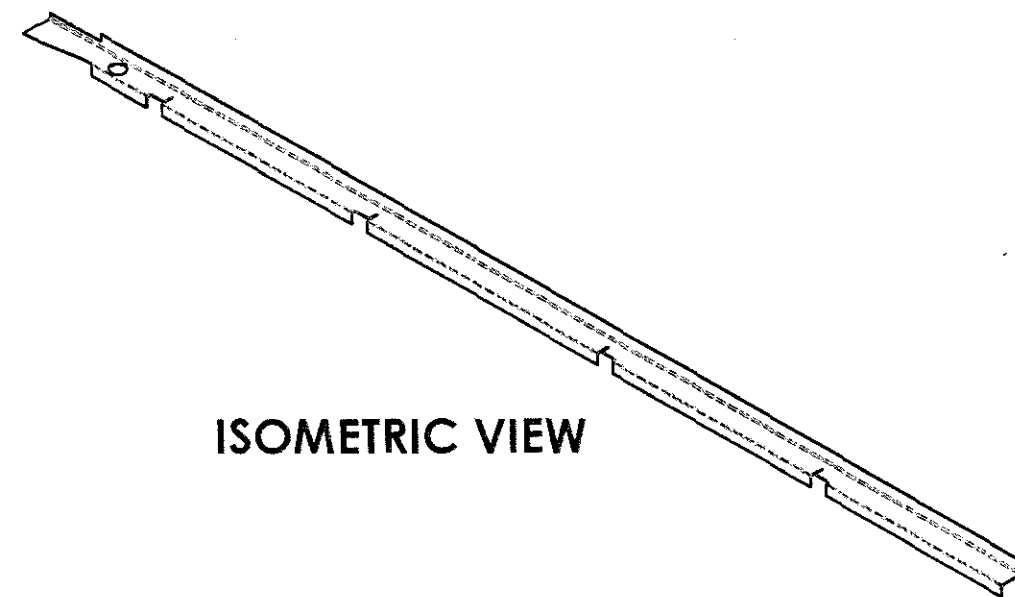
13-10-2021	14-08-2021	sh
DATE OF LATEST ALT.	DATE OF FIRST ISSUE	AME/SME

1	HORIZONTAL MEMBER	2x117x2858	1		RDSO/SPEC C-K201 X2CrNi12	5.11	
Default	DESCRIPTION	DIMENSIONS	ITEM NO.	REF. DRGS	MATL.SPEC.	WT/UNIT IN KGS	REMARKS
GROUP: 1-4 Body Side Walls			SURFACE AREA IN Sq.m.:		WT/ASSY IN Kgs:		
HORIZONTAL MEMBER					SCALE	SSE/D	
					1:1	CHD	
					ALT.	ALTD	A.Palanichamy
					a	DRN	A.Palanichamy
INDIAN RAILWAY STANDARDS							
INTEGRAL COACH FACTORY, CHENNAI - 600038				SHEET 1 OF 1	AAG14805		A3

AAG14806

▽ ROUGH MACHINED	⊖ ROUGH CLEANED
▽▽ FINISH MACHINED	⊖⊖ BURRS REMOVED
▽▽▽ FINE FINISH MACHINED	⊖⊖⊖ CHAMFERED

REVISIONS			
ALT.	ZONE	DESCRIPTION	APPROVED & DATE
a		LOCATION OF Ø40 HOLE REVISED.	

DETAIL X
SCALE 1 : 2DETAIL Y
SCALE 1 : 2SECTION A-A
SCALE 1 : 2DETAIL Z
SCALE 1 : 2.5

ISOMETRIC VIEW

1	HORIZONTAL MEMBER	2x117x2858	1		RDSO/SPEC C-K201 X2CrNi12	5.18	
Default	DESCRIPTION	DIMENSIONS	ITEM NO.	REF. DRGS	MATL.SPEC.	WT/UNIT IN KGS	REMARKS
GROUP: 1-4 Body Side Walls				SURFACE AREA IN Sq.m.:		WT/ASSY IN Kgs:	
HORIZONTAL MEMBER					SCALE 1:10	SSE/D CHD	A. Palanichamy
					ALT. a	ALTD	A. Palanichamy
						DRN	A. Palanichamy
INDIAN RAILWAY STANDARDS INTEGRAL COACH FACTORY, CHENNAI - 600035				SHEET 1 OF 1		AAG14806	
						A3	

ALL DIMENSIONS ARE IN mm UNLESS OTHERWISE SPECIFIED. FOR UNTOLERANCED DIMENSIONS AND ROUGHNESS VALUES, REFER DRAWING NO IC/STD-9-0-001.
ANY MANUAL ALTERATION SHALL AUTOMATICALLY RENDER THIS DRAWING INVALID. WELDING SYMBOLS ARE AS PER IS: 813-1986.
WEIGHT GIVEN IN DRAWING IS FOR INDICATIVE PURPOSE ONLY

REF.DRG.NO.

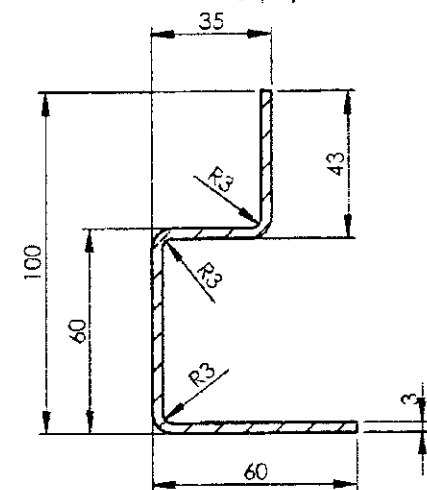
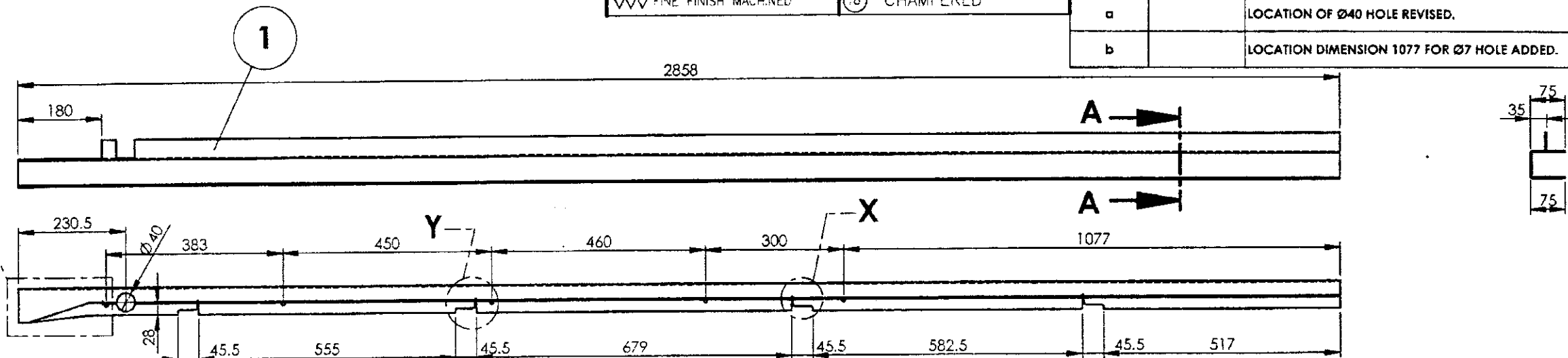
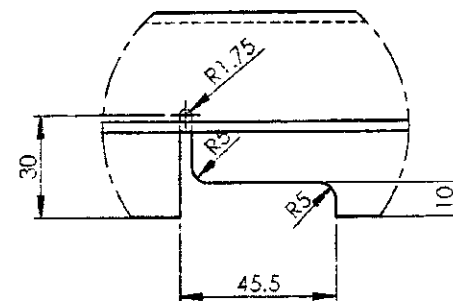
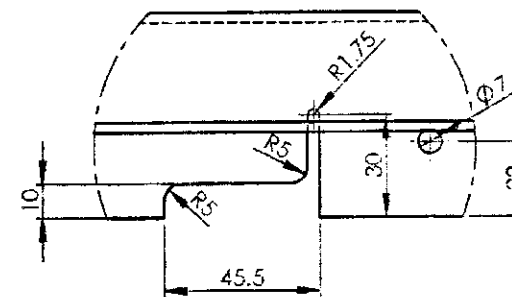
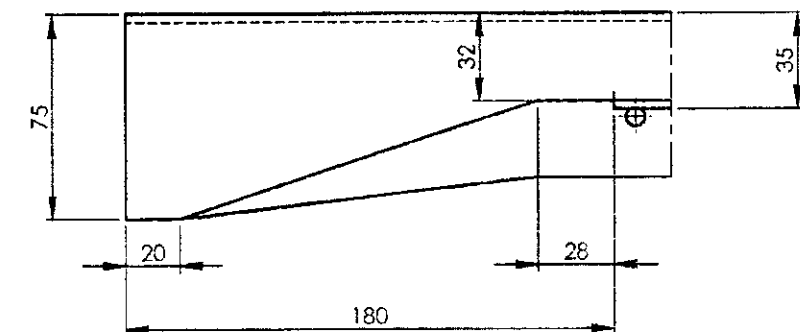
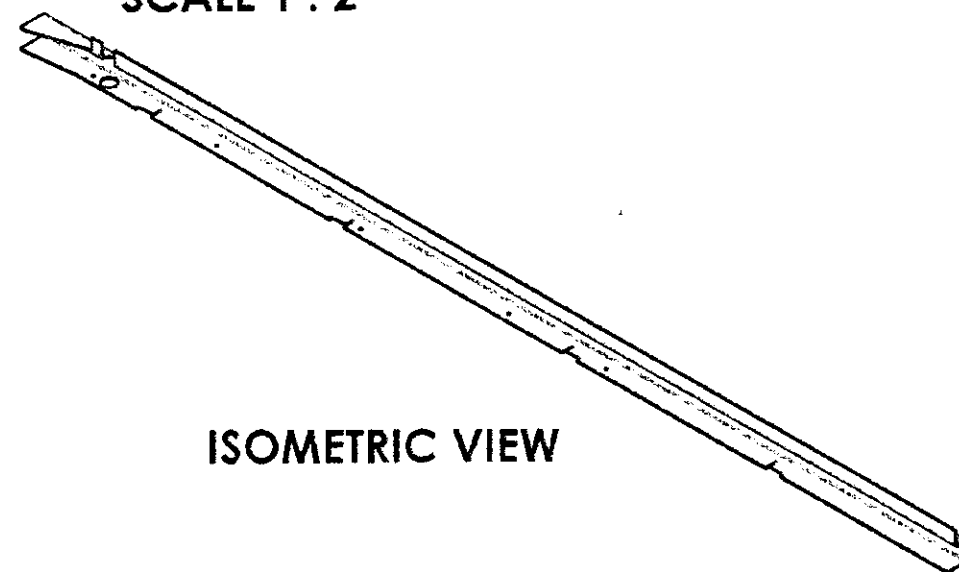
13-10-2021	14-08-2021	gls
DATE OF LATEST ALT.	DATE OF FIRST ISSUE	AME/SME

AAG14807

▽ ROUGH MACHINED	① ROUGH CLEANED
▽▽ FINISH MACHINED	② BURRS REMOVED
▽▽▽ FINE FINISH MACHINED	③ CHAMFERED

REVISIONS

ALT.	ZONE	DESCRIPTION	APPROVED & DATE
a		LOCATION OF Ø40 HOLE REVISED.	sd/-
b		LOCATION DIMENSION 1077 FOR Ø7 HOLE ADDED.	sd/-

SECTION A-A
SCALE 1 : 2DETAIL X
SCALE 1 : 2DETAIL Y
SCALE 1 : 2DETAIL D
SCALE 1 : 2.5

ISOMETRIC VIEW


REF.DRG.NO.

29. -11-2021	14-08-2021	sd/-
DATE OF LATEST ALT.	DATE OF FIRST ISSUE	AME/SME

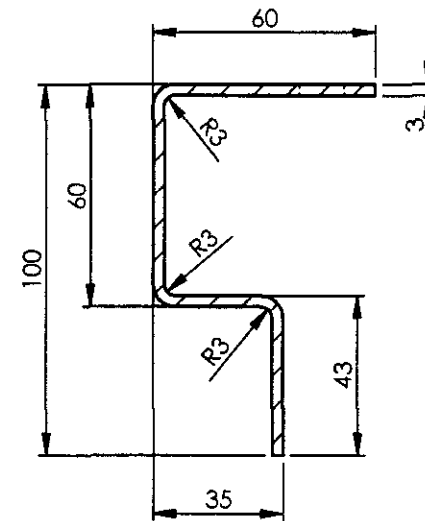
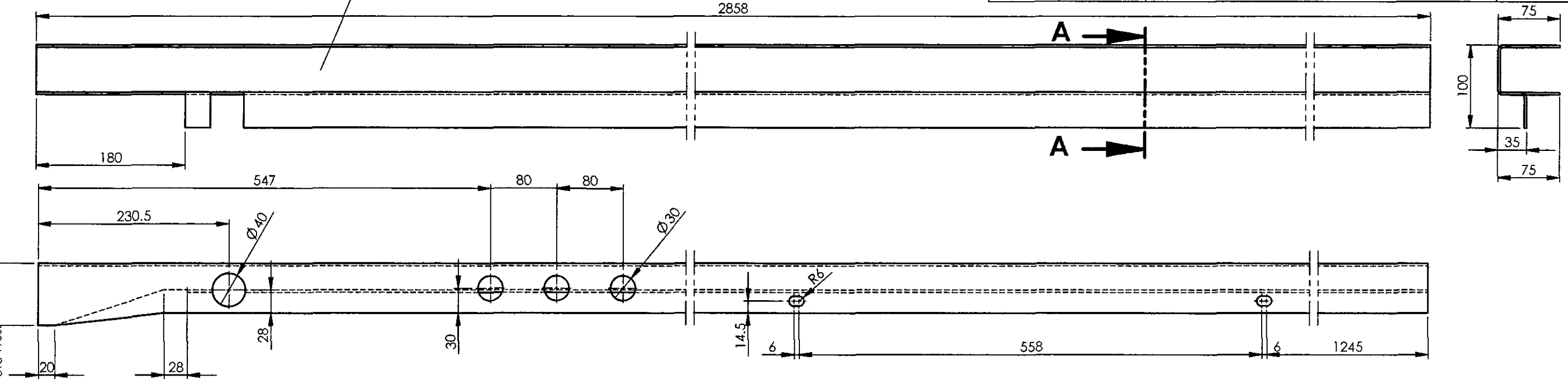
1	HORIZONTAL MEMBER	3x198x2858	1		RDSO/SPEC C-K201 X2CrNi12	12.37	
Default	DESCRIPTION	DIMENSIONS	ITEM NO.	REF. DRGS	MATL.SPEC.	WT/UNIT IN KGS	REMARKS
GROUP: 1-4 Body Side Walls				SURFACE AREA IN Sq.m.:		WT/ASSY IN Kgs:	
HORIZONTAL MEMBER					SCALE 1:1	SSE/D CHD	
					ALT. b	ALTD DRN	A.Palanichamy
INDIAN RAILWAY STANDARDS					SHEET 1 OF 1		
					AAG14807		
INTEGRAL COACH FACTORY, CHENNAI - 600038					A3		

AAG14808

▽ ROUGH MACHINED	① ROUGH CLEANED
▽▽ FINISH MACHINED	①b BURRS REMOVED
▽▽▽ FINE FINISH MACHINED	①s CHAMFERED

REVISIONS			
ALT.	ZONE	DESCRIPTION	APPROVED & DATE
a		LOCATION OF Ø40 HOLE REVISED.	sd/-
b		Ø30 HOLE ADDED.	

ALL DIMENSIONS ARE IN mm UNLESS OTHERWISE SPECIFIED. FOR UNTOLERANCED DIMENSIONS AND ROUGHNESS VALUES, REFER DRAWING NO ICF/STD-9-0-001.
ANY MANUAL ALTERATION SHALL AUTOMATICALLY RENDER THIS DRAWING INVALID. WELDING SYMBOLS ARE AS PER IS: 813-1986.
WEIGHT GIVEN IN DRAWING IS FOR INDICATIVE PURPOSE ONLY

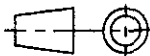


SECTION A-A
SCALE 1 : 2

ISOMETRIC VIEW

REF.DRG.NO.

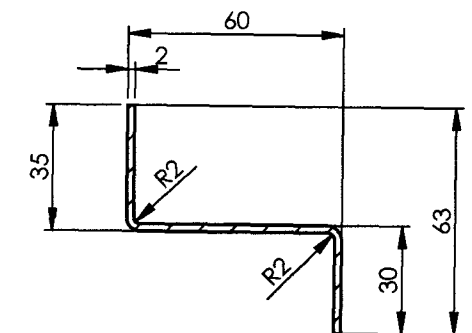
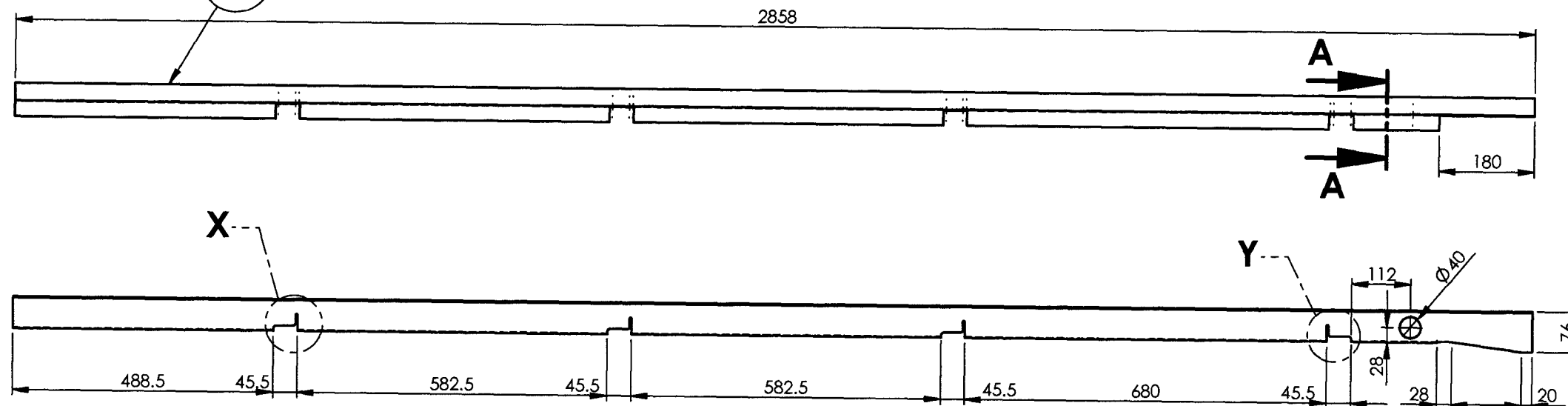
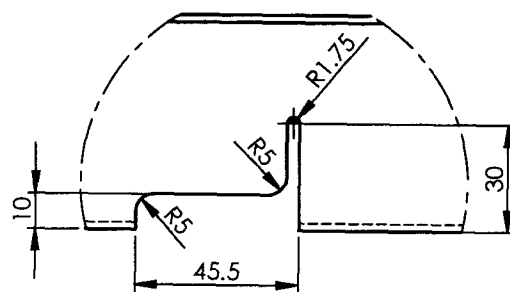
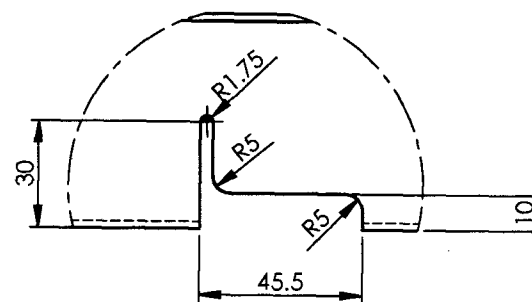
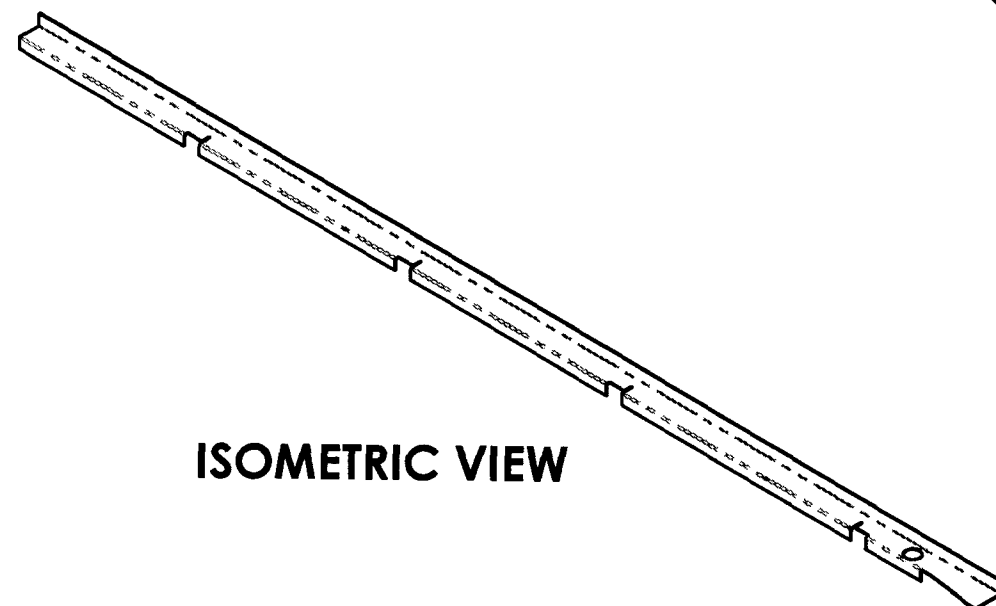
11-06-2025	14-08-2021	<i>[Signature]</i>
DATE OF LATEST ALT.	DATE OF FIRST ISSUE	AME/SME

1	HORIZONTAL MEMBER	3x198x2858	1		RDSO/SPEC C-K201 X2CrNi12	12.36	
Default	DESCRIPTION	DIMENSIONS	ITEM NO.	REF. DRGS	MATL.SPEC.	WT/UNIT IN KGS	REMARKS
GROUP: 1-4 Body Side Walls			SURFACE AREA IN Sq.m.:			WT/ASSY IN Kgs:	
HORIZONTAL MEMBER					SCALE	SSE/D	A-27
					1:5	CHD	
					ALT. b	ALTD	R.Vijay Rathinam
					DRN	A.Palanichamy	
							
INDIAN RAILWAY STANDARDS				SHEET 1 OF 1	AAG14808		A3
INTEGRAL COACH FACTORY, CHENNAI - 600038							

AAG14813

▽ ROUGH MACHINED	① ROUGH CLEANED
▽▽ FINISH MACHINED	①b BURRS REMOVED
▽▽▽ FINE FINISH MACHINED	⑱ CHAMFERED

REVISIONS			
ALT.	ZONE	DESCRIPTION	APPROVED & DATE

SECTION A-A
SCALE 1 : 2DETAIL X
SCALE 1 : 2DETAIL Y
SCALE 1 : 2

ISOMETRIC VIEW

1	HORIZONTAL MEMBER	2x117x2858	1		RDSO/SPEC C-K201 X2CrNi12	5.23	
Default	DESCRIPTION	DIMENSIONS	ITEM NO.	REF. DRGS	MATL.SPEC.	WT/UNIT IN KGS	REMARKS
GROUP: 1-4 Body Side Walls				SURFACE AREA IN Sq.m.:		WT/ASSY IN Kgs:	
HORIZONTAL MEMBER					SCALE 1:20	SSE/D CHD	
					ALT.	ALTD	
						DRN	A.Palanichamy
INDIAN RAILWAY STANDARDS				SHEET 1 OF 1		AAG14813	
INTEGRAL COACH FACTORY, CHENNAI - 600038						A3	

ALL DIMENSIONS ARE IN mm UNLESS OTHERWISE SPECIFIED. FOR UNTOLERANCED DIMENSIONS AND ROUGHNESS VALUES, REFER DRAWING NO ICF/STD-9-0-001.
ANY MANUAL ALTERATION SHALL AUTOMATICALLY RENDER THIS DRAWING INVALID. WELDING SYMBOLS ARE AS PER IS: 813-1986.
WEIGHT GIVEN IN DRAWING IS FOR INDICATIVE PURPOSE ONLY

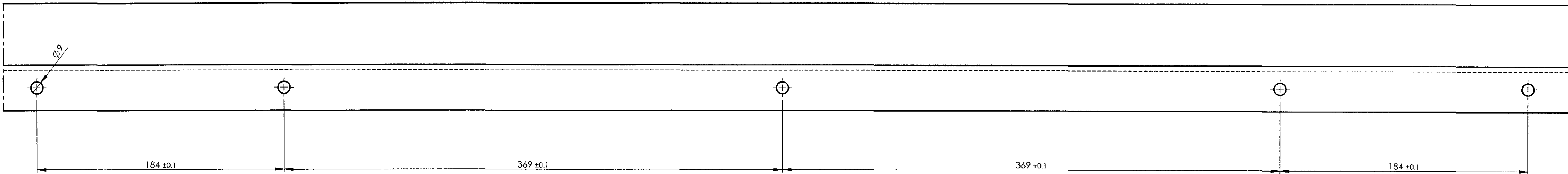
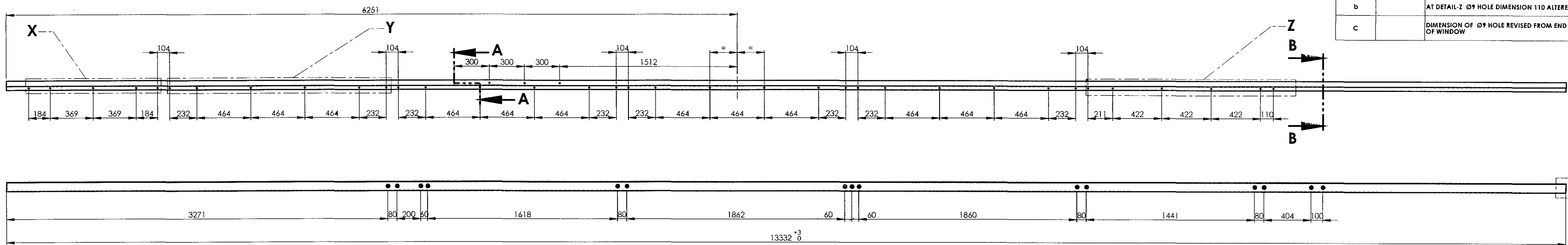
REF.DRG.NO.

	14/08/2021	
DATE OF LATEST ALT.	DATE OF FIRST ISSUE	AME/SME

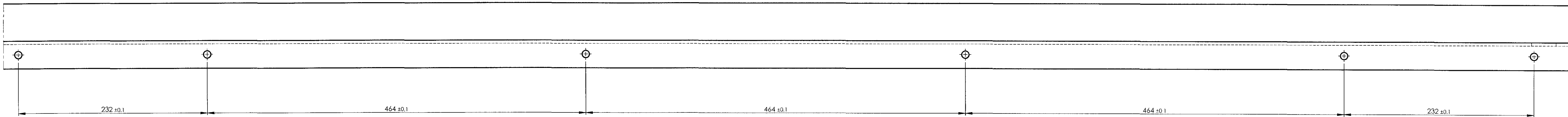
▽ ROUGH MACHINED	⊖ ROUGH CLEANED
▽▽ FINISH MACHINED	⊖⊖ BURRS REMOVED
▽▽▽ FINE FINISH MACHINED	⊖⊖⊖ CHAMFERED

⊖ ROUGH CLEANED	⊖⊖ BURRS REMOVED
⊖⊖ BURRS REMOVED	⊖⊖⊖ CHAMFERED

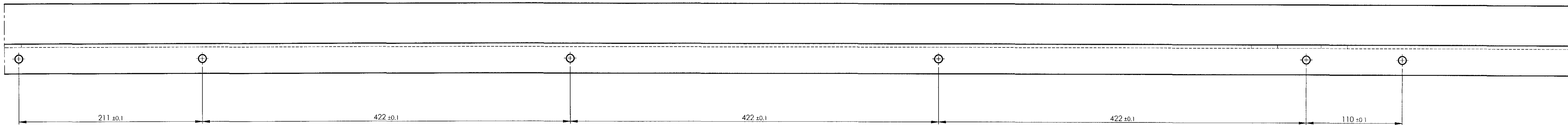
REVISIONS			
ALT.	ZONE	DESCRIPTION	APPROVED & DATE
a		TOLERANCES ADDED.	sd/-
b		AT DETAIL-Z Ø9 HOLE DIMENSION 110 ALTERED FROM 211.	sd/-
c		DIMENSION OF Ø9 HOLE REVISED FROM END TO CENTRE LINE OF WINDOW	sd/-



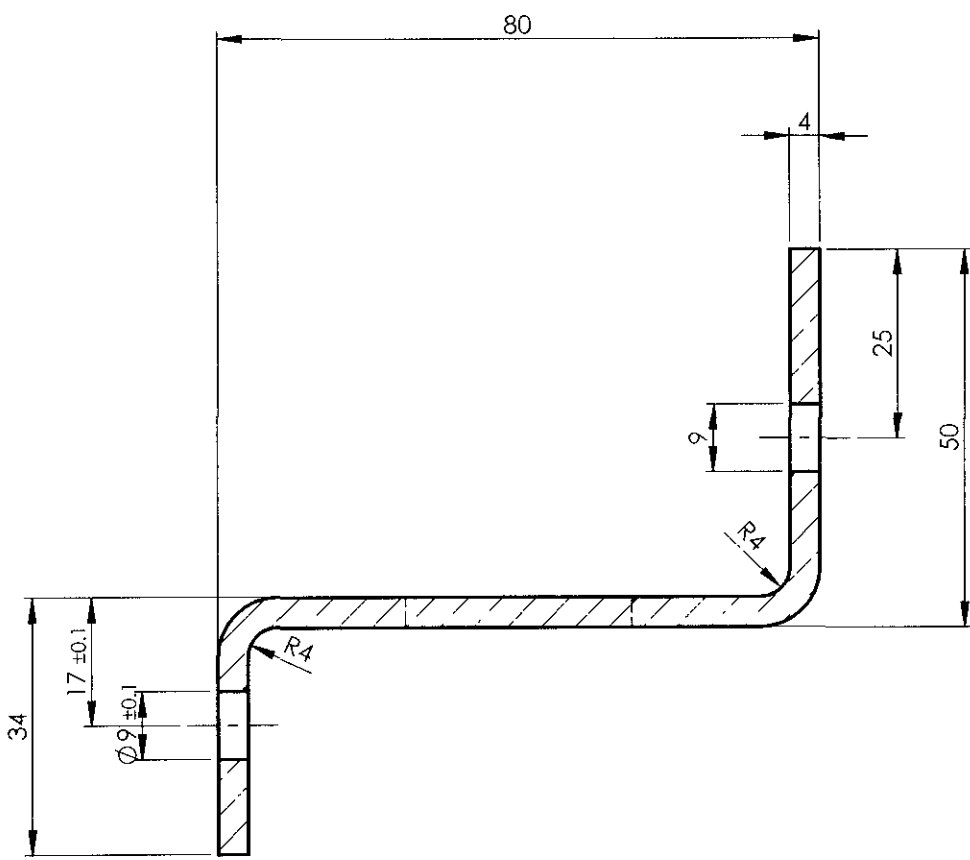
DETAIL X
SCALE 1 : 2



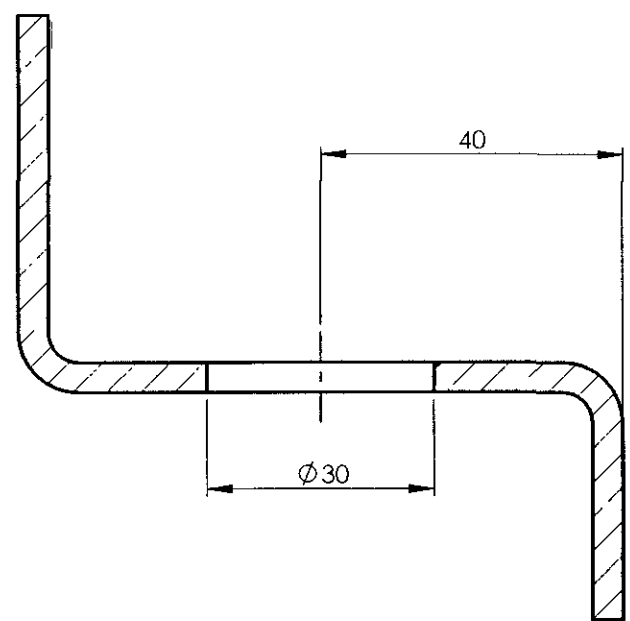
DETAIL Y
SCALE 1 : 2.5



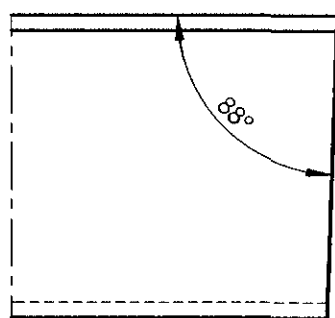
DETAIL Z
SCALE 1 : 2.5



SECTION A-A
SCALE 1 : 1



SECTION B-B
SCALE 1 : 1



DETAIL C
SCALE 1 : 2

NOTE

1. Ø9 HOLES TO BE DRILLED AS SHOWN IN DETAILS-X,Y&Z USING PROPER JIGS.

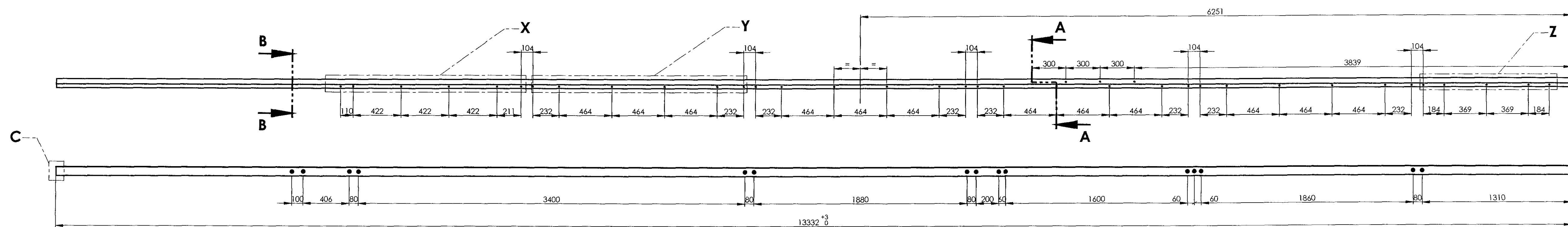
1	ROOF FLANGE	4x148x13332	1		RDSO SPEC C- K201 X2 Cr Ni 12	43.93	
QTY	DESCRIPTION	DIMENSIONS	ITEM NO.	REF. DRGS	MATLSPEC.	WT/UNIT IN KGS	REMARKS
GROUP: 1-4 Body Side Walls				SURFACE AREA IN Sq.m.:		WT/ASSY IN Kgs:	
ROOF FLANGE				SCALE 1:10		SSE/D	
						CHD	
				ALT c		ALTD	
						DRN	
INDIAN RAILWAY STANDARDS				SHEET 1 OF 1		AAG14814	
INTBRAL COACH FACTORY, CHENNAI - 600038						A1	

ALL DIMENSIONS ARE IN mm UNLESS OTHERWISE SPECIFIED. FOR UNTOLERANCED DIMENSIONS AND ROUGHNESS VALUES, REFER DRAWING NO IC7/STD-9-0001.
ANY MANUAL ALTERATION SHALL AUTOMATICALLY RENDER THIS DRAWING INVALID. WELDING SYMBOLS ARE AS PER IS 813:1986. WEIGHT GIVEN IN DRAWING IS FOR INDICATIVE PURPOSE ONLY.

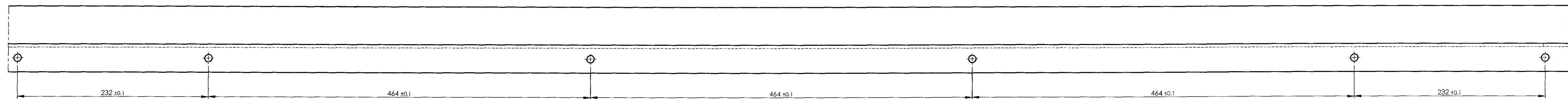
AAG14815

▽ ROUGH MACHINED	① ROUGH CLEANED
▽▽ FINISH MACHINED	② BURRS REMOVED
▽▽▽ FINE FINISH MACHINED	③ CHAMFERED

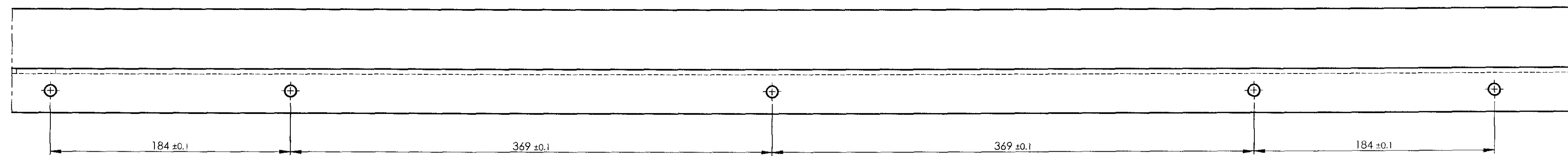
REVISIONS				APPROVED & DATE
ALT.	ZONE	DESCRIPTION		
a		TOLERANCES ADDED.		sd/-
b		AT DETAIL-X Ø9 HOLE DIMENSION 110 ALTERED FROM 211.		sd/-
c		DIMENSION OF Ø9 HOLE REVISED FROM END TO CENTRE LINE OF WINDOW.		sd/-



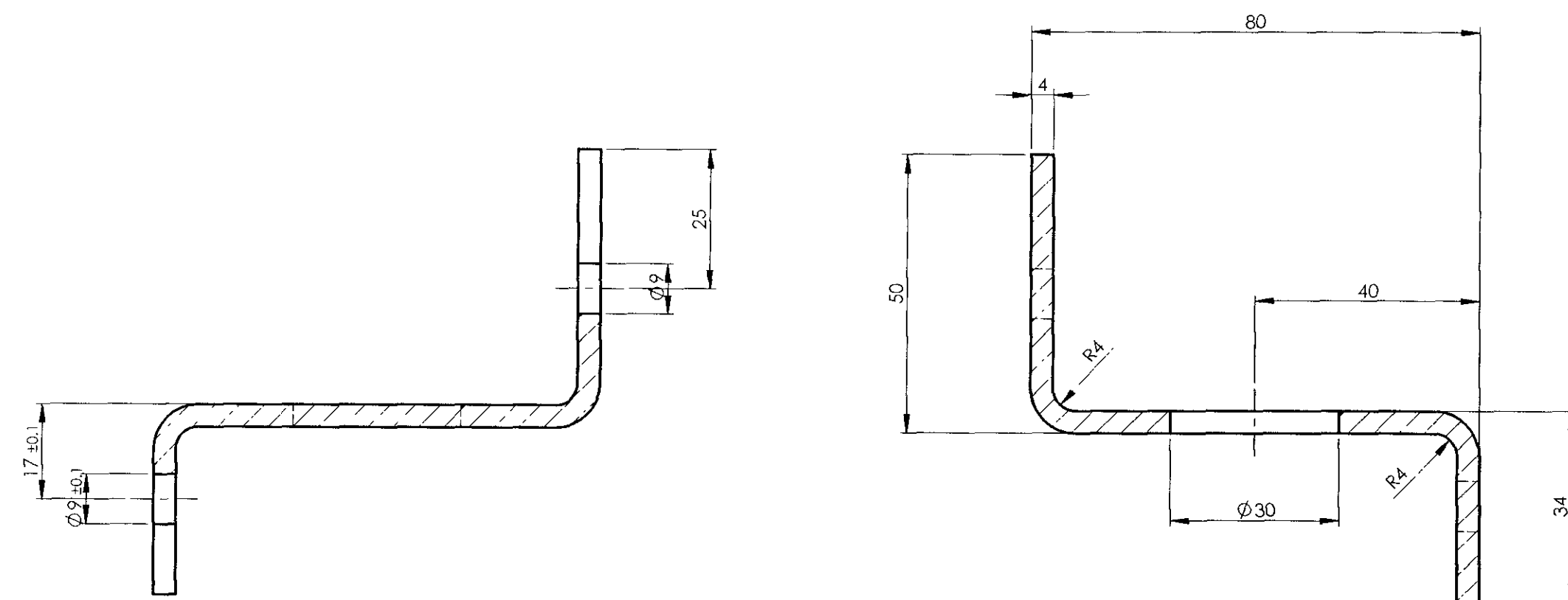
DETAIL X
SCALE 1 : 2.5



DETAIL Y
SCALE 1 : 2.5

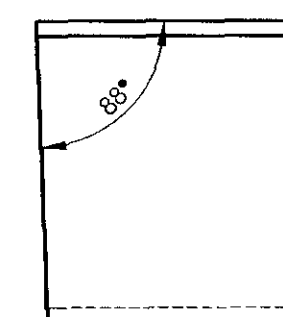


DETAIL Z
SCALE 1 : 2.5



SECTION A-A
SCALE 1 : 1

SECTION B-B
SCALE 1 : 1



DETAIL C
SCALE 1 : 2

NOTE

1. Ø9 HOLES TO BE DRILLED AS SHOWN IN DETAILS-X,Y&Z USING PROPER JIGS.

1	ROOF FLANGE	4x148x13332	1	REF. DRGS	RD50 SPEC C-K201 X2 Cr Ni 12	43.93	
QTY	DESCRIPTION	DIMENSIONS	ITEM NO.	REF. DRGS	MATL SPEC.	WT/UNIT IN KGS	REMARKS
GROUP: 1-4 Body Side Walls				SURFACE AREA IN Sq.m.:		WT/ASSY IN Kgs:	
ROOF FLANGE				SCALE 1:10		SSE/D CHD	
				ALT C		A.Palanichamy	
				DRN		A.Palanichamy	
INDIAN RAILWAY STANDARDS				SHEET 1 OF 1		AAG14815	
INTEGRAL COACH FACTORY, CHENNAI - 600038						A1	

12-2022	14-08-2021	
DATE OF LATEST ALT.	DATE OF FIRST ISSUE	AME/SME

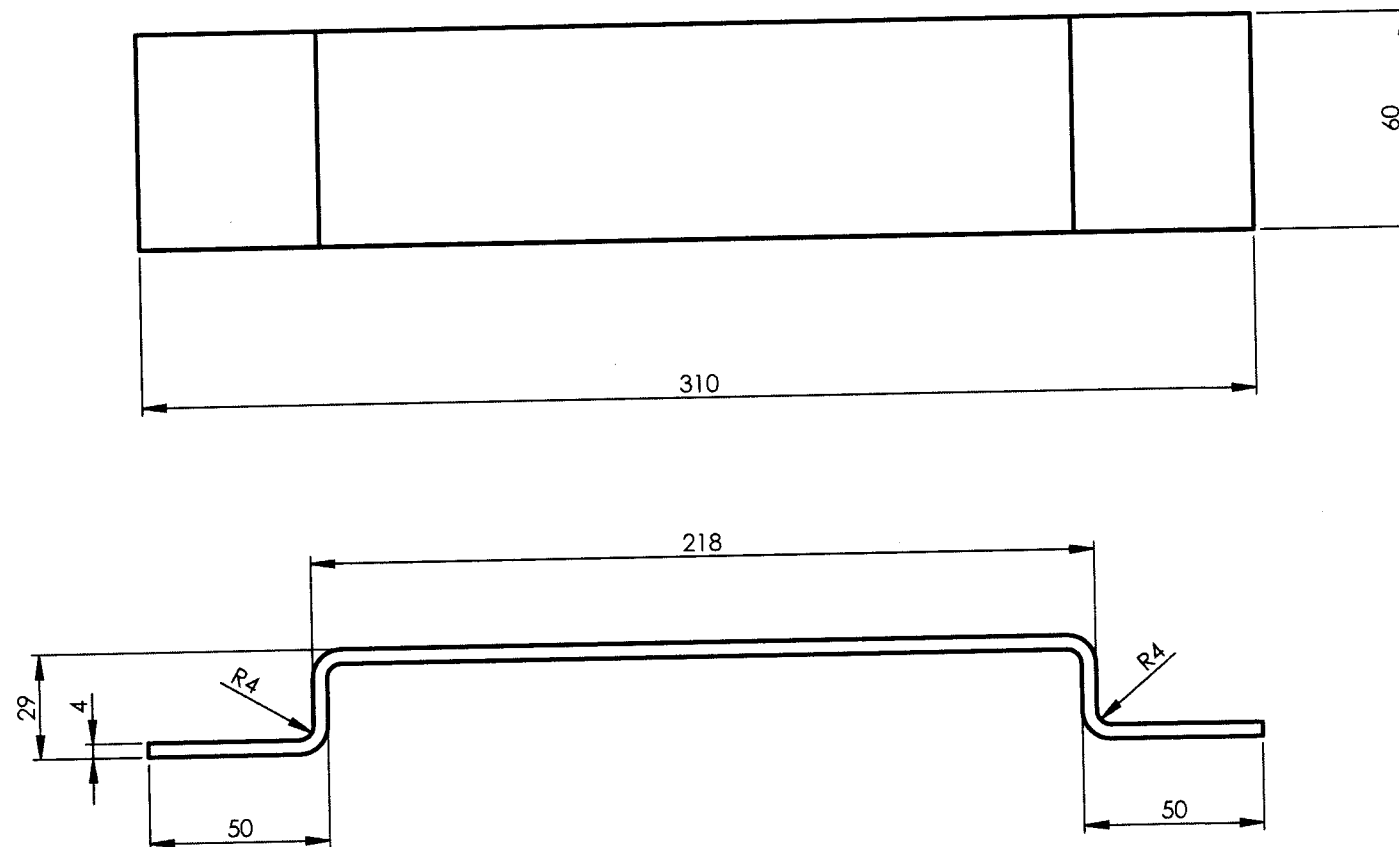
REF.DRG.NO.-

ALL DIMENSIONS ARE IN mm UNLESS OTHERWISE SPECIFIED. FOR UNTOLERANCED DIMENSIONS AND ROUGHNESS VALUES, REFER DRAWING NO ICF/STD-9-0001. ANY MANUAL ALTERATION SHALL AUTOMATICALLY RENDER THIS DRAWING INVALID. WELDING SYMBOLS ARE AS PER IS:813-1986. WEIGHT GIVEN IN DRAWING IS FOR INDICATIVE PURPOSE ONLY.

AAG14816

▽ ROUGH MACHINED	① ROUGH CLEANED
▽▽ FINISH MACHINED	①b BURRS REMOVED
▽▽▽ FINE FINISH MACHINED	⑱ CHAMFERED

REVISIONS			
ALT.	ZONE	DESCRIPTION	APPROVED & DATE



1	BACK PIECE FOR ALARM PUSH BUTTON	4x60x342	1		RDSO/SPEC C- K201 X2CrNi12	0.67	
QTY	DESCRIPTION	DIMENSIONS	ITEM NO.	REF. DRGS	MATL.SPEC.	WT/UNIT IN KGS	REMARKS
GROUP: 1-4 Body Side Walls				SURFACE AREA IN Sq.m.:		WT/ASSY IN Kgs:	
BACK PIECE FOR ALARM PUSH BUTTON					SCALE 1:2	SSE/D CHD	A. w
					ALT.	ALTD	
						DRN	ARUN S
INDIAN RAILWAY STANDARDS					SHEET 1 OF 1		
INTEGRAL COACH FACTORY, CHENNAI - 600038					AAG14816		A3

ALL DIMENSIONS ARE IN mm UNLESS OTHERWISE SPECIFIED. FOR UNTOLERANCED DIMENSIONS AND ROUGHNESS VALUES, REFER DRAWING NO ICF/STD-9-0-001.
ANY MANUAL ALTERATION SHALL AUTOMATICALLY RENDER THIS DRAWING INVALID. WELDING SYMBOLS ARE AS PER IS: 813:1986.
WEIGHT GIVEN IN DRAWING IS FOR INDICATIVE PURPOSE ONLY

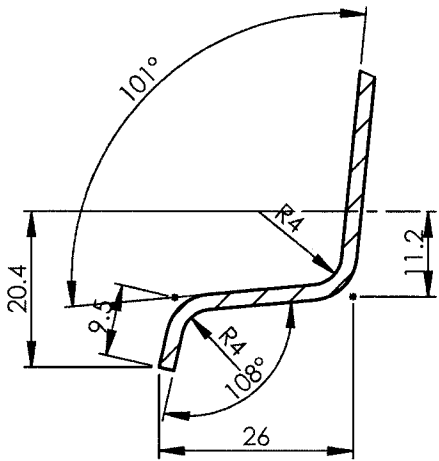
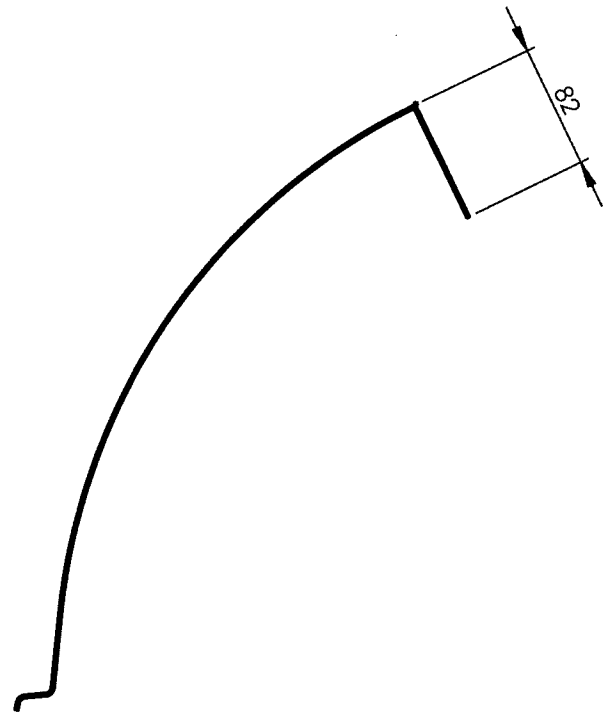
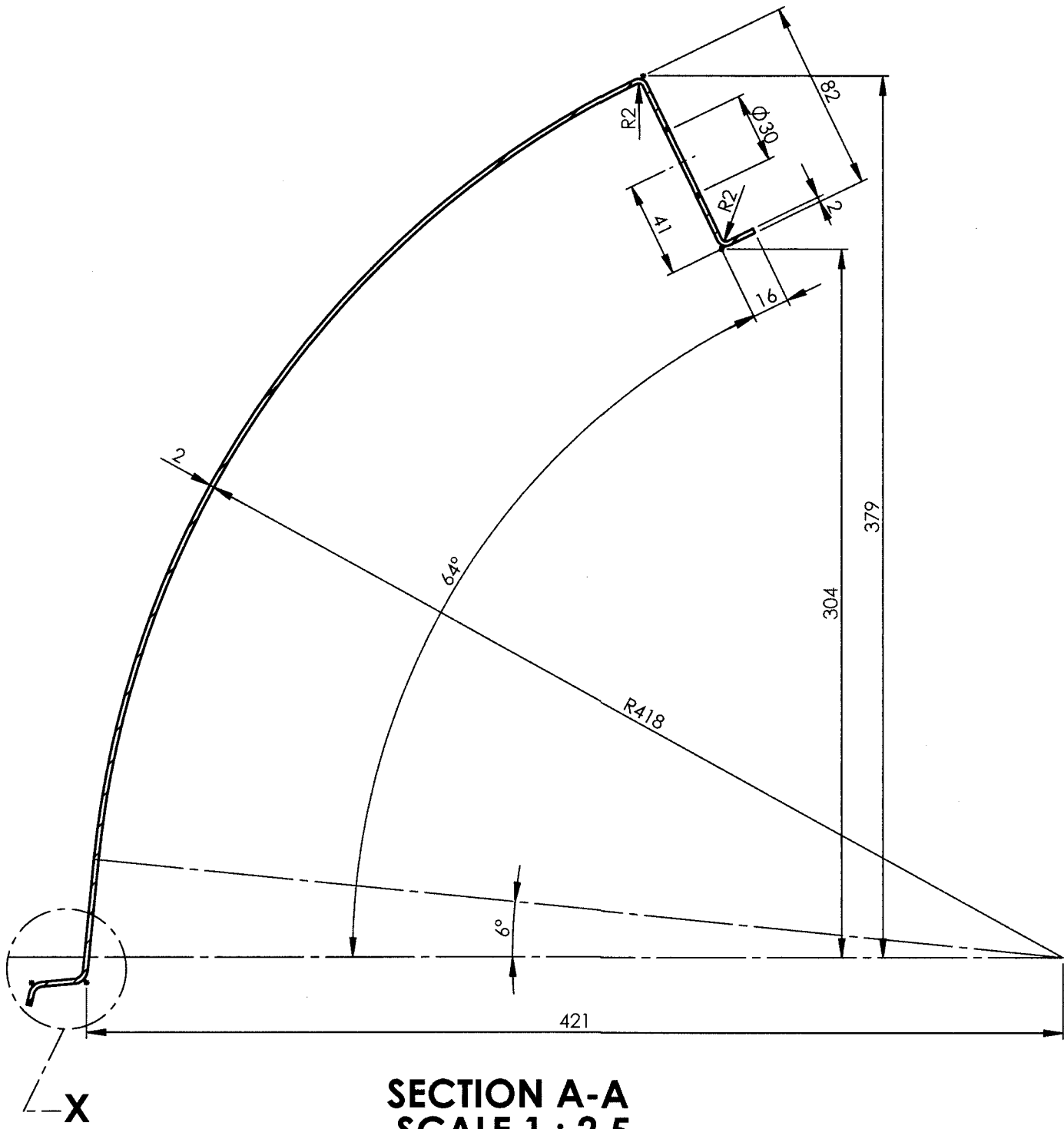
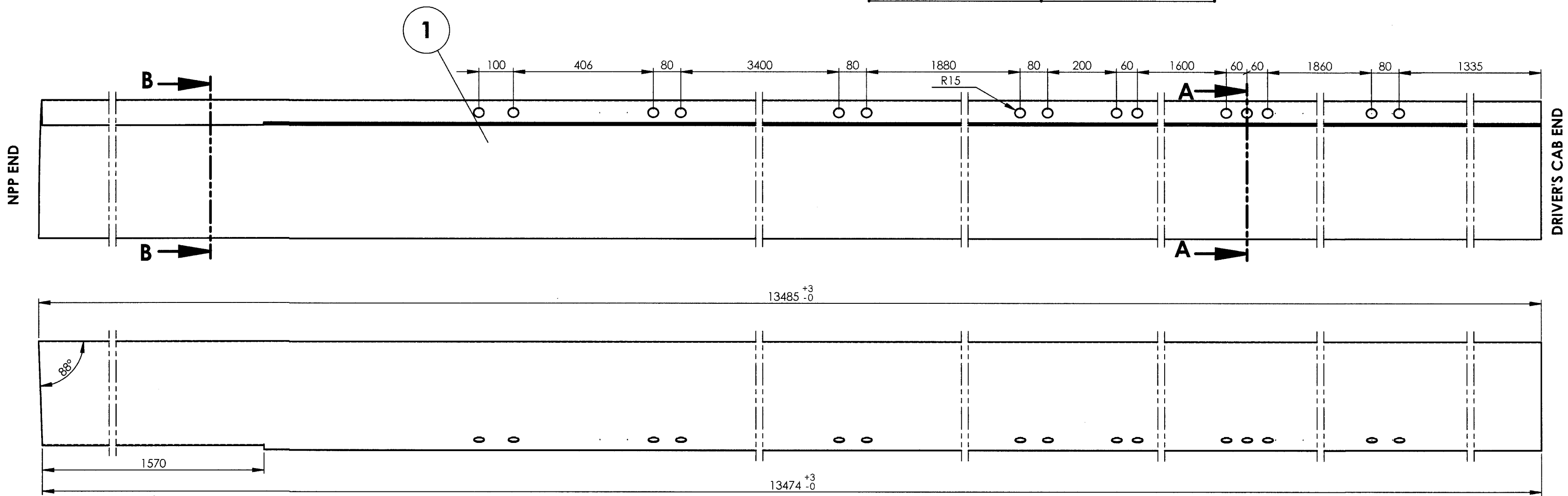
REF.DRG.NO.

	06-08-2011	Sh
DATE OF LATEST ALT.	DATE OF FIRST ISSUE	AME/SME

AAG14819

▽ ROUGH MACHINED	01 ROUGH CLEANED
▽▽ FINISH MACHINED	01b BURRS REMOVED
▽▽▽ FINE FINISH MACHINED	01B CHAMFERED

REVISIONS			
ALT.	ZONE	DESCRIPTION	APPROVED & DATE



DETAIL X

SECTION B-B
SCALE 1 : 5

SECTION A-A
SCALE 1 : 2.5

ALL DIMENSIONS ARE IN mm UNLESS OTHERWISE SPECIFIED. FOR UNTOLERANCED DIMENSIONS AND ROUGHNESS VALUES, REFER DRAWING NO. ICF/STD-9-0001.
ANY MANUAL ALTERATION SHALL AUTOMATICALLY RENDER THIS DRAWING INVALID. WELDING SYMBOLS ARE AS PER IS:813-1986. WEIGHT GIVEN IN DRAWING IS FOR INDICATIVE PURPOSE ONLY.

REF.DRG.NO.-

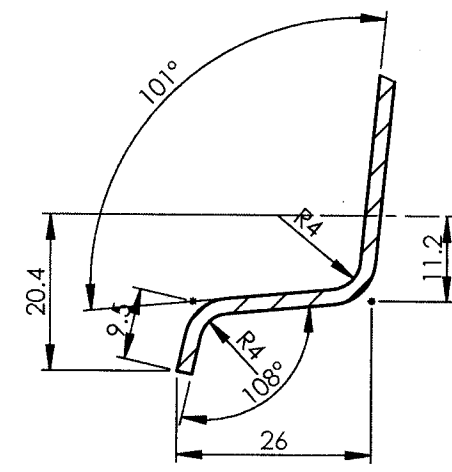
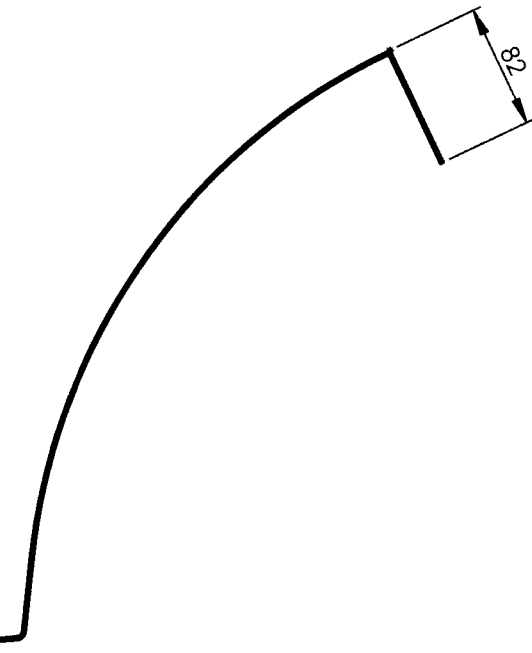
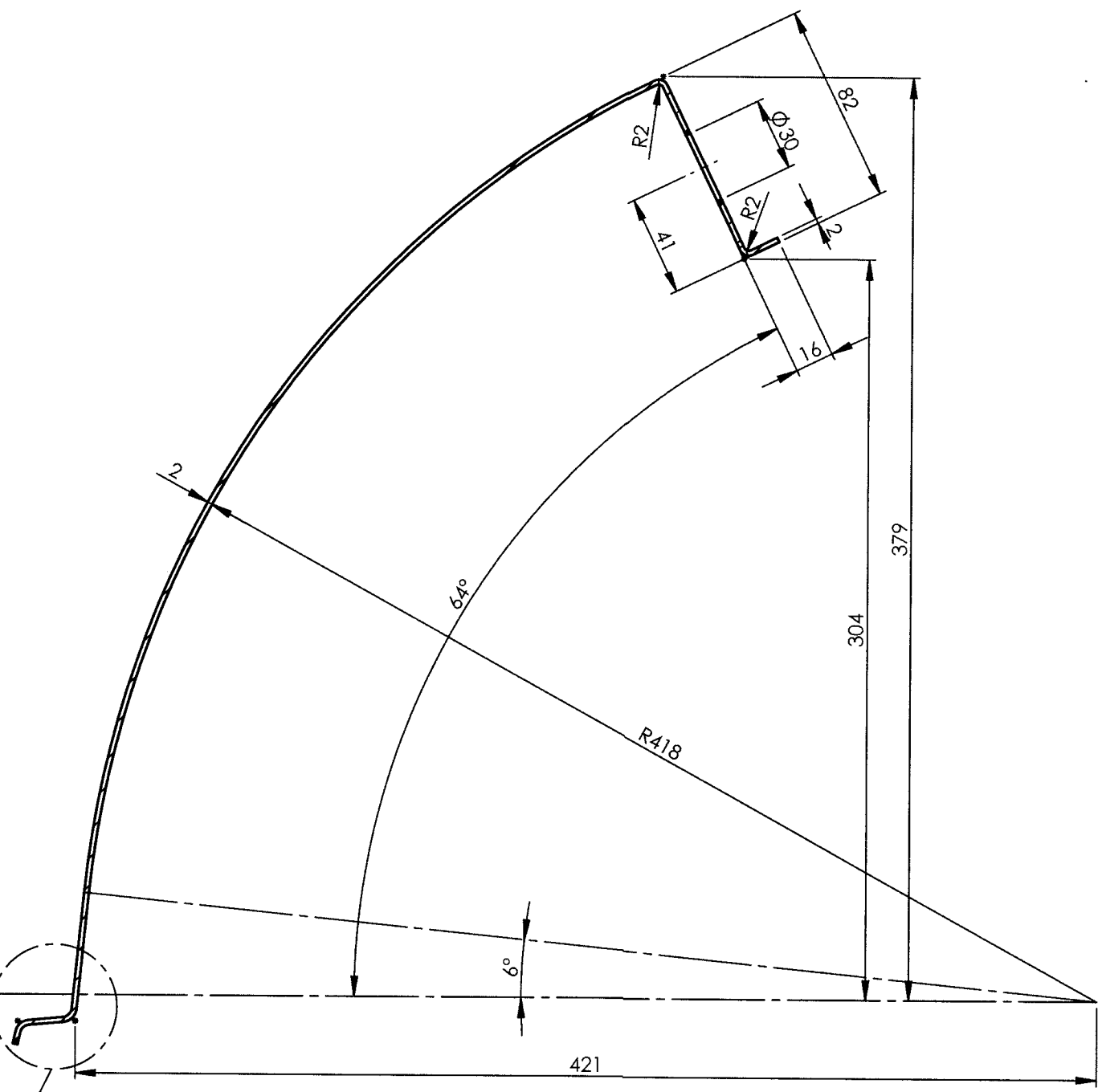
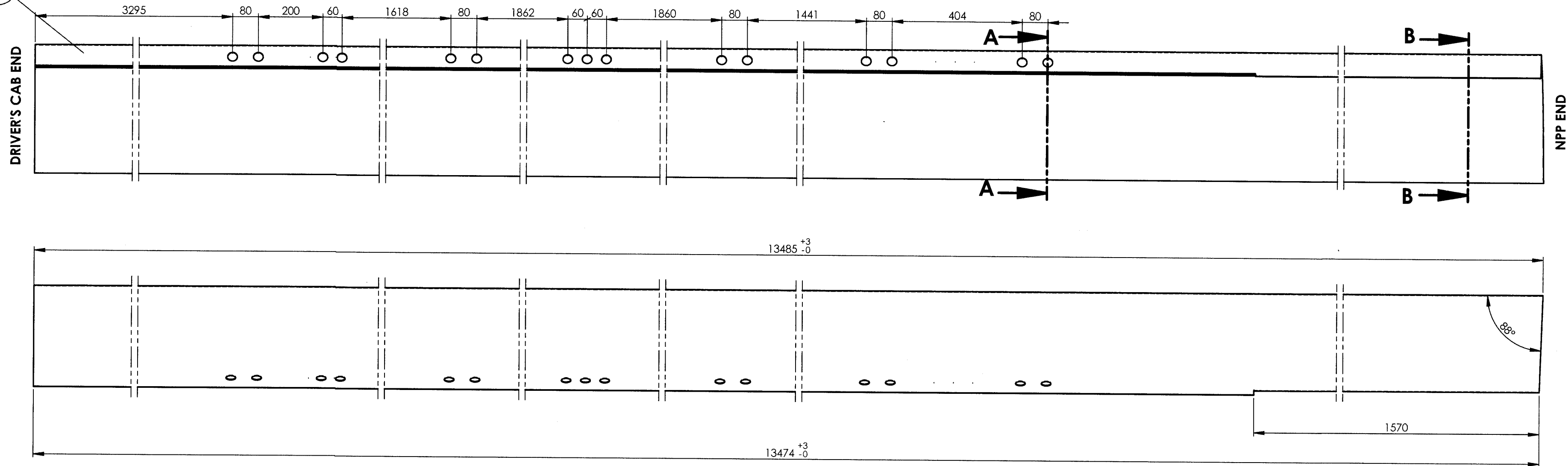
DATE OF LATEST ALT.	14/08/2021	AME/SME
---------------------	------------	---------

1	CARLINE	2x600x13485	1	RDSO SPEC C- K201 X2 Cr Ni 12	129.24	
QTY.	DESCRIPTION	DIMENSIONS	ITEM NO.	REF. DRGS	MATERIAL	WT/UNIT IN KGS
GROUP: 1-4 Body Side Walls				SURFACE AREA IN Sq.m.: 16.214		WT/ASSY IN Kgs:
CARLINE				SCALE 1:1	SSE/D	
					CHD	
				ALT	ALTD	
					DRN	A.Palanichamy
INDIAN RAILWAY STANDARDS				SHEET 1 OF 1		
INTEGRAL COACH FACTORY, CHENNAI - 600038				AAG14819		A2

AAG14820

▽ ROUGH MACHINED	① ROUGH CLEANED
▽▽ FINISH MACHINED	② BURRS REMOVED
▽▽▽ FINE FINISH MACHINED	③ CHAMFERED

REVISIONS			
ALT.	ZONE	DESCRIPTION	APPROVED & DATE



DETAIL X


SECTION B-B
SCALE 1 : 5

SECTION A-A
SCALE 1 : 2.5

ALL DIMENSIONS ARE IN mm UNLESS OTHERWISE SPECIFIED. FOR UNTOLERANCED DIMENSIONS AND ROUGHNESS VALUES, REFER DRAWING NO. ICF/STD-9-0-001. ANY MANUAL ALTERATION SHALL AUTOMATICALLY RENDER THIS DRAWING INVALID. WELDING SYMBOLS ARE AS PER IS:813-1986. WEIGHT GIVEN IN DRAWING IS FOR INDICATIVE PURPOSE ONLY.


1	CARLINE	2x600x13485	1		RDSO/SPEC C-K201 X2CrNi12	129.234	
Default <As Machined>	DESCRIPTION	DIMENSIONS	ITEM NO.	REF. DRGS	MATL.SPEC.	WT/UNIT IN KGS	REMARKS
GROUP: 1-4 Body Side Walls				SURFACE AREA IN Sq.m.:		WT/ASSY IN Kgs:	
CARLINE				SCALE 1:1	SSE/D	CHD	
				ALT	ALTD	DRN	A.Palanichamy
INDIAN RAILWAY STANDARDS				SHEET 1 OF 1		AAG14820	
INTEGRAL COACH FACTORY, CHENNAI - 600038						A2	

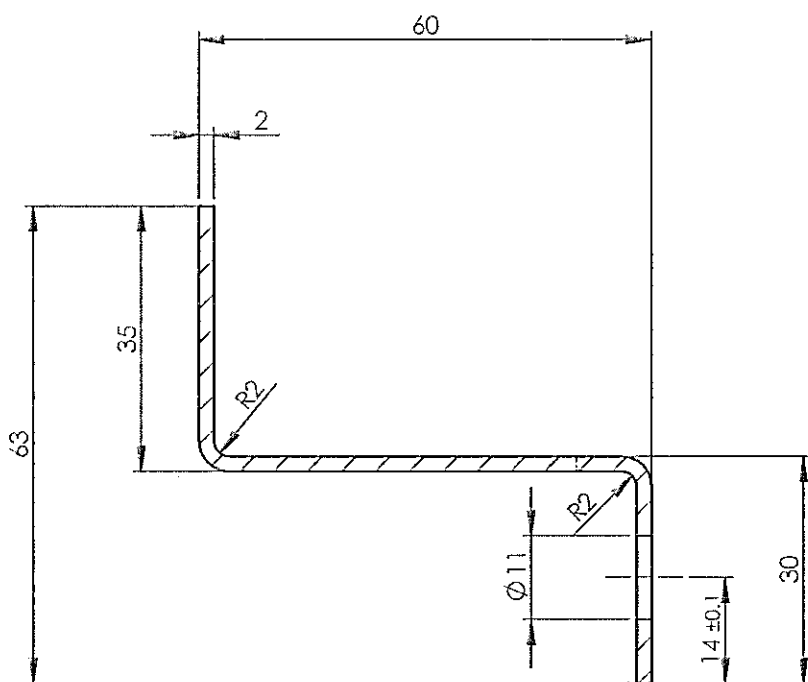
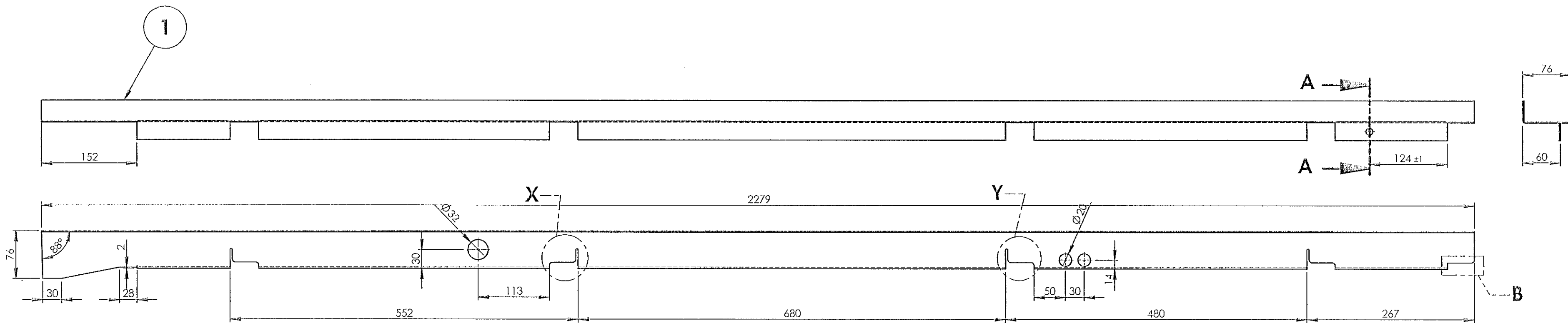
DATE OF LATEST ALT.	19/08/2021	AME/SME
---------------------	------------	---------

1		2		3		4		5		6		7		8																																																								
AAG14822				▽ ROUGH MACHINED		① ROUGH CLEANED		REVISIONS																																																														
				▽▽ FINISH MACHINED		② BURRS REMOVED		ALT.		ZONE		DESCRIPTION																																																										
				▽▽▽ FINE FINISH MACHINED		③ CHAMFERED		APPROVED & DATE																																																														
<div>ALL DIMENSIONS ARE IN mm UNLESS OTHERWISE SPECIFIED. FOR UNTOLERANCED DIMENSIONS AND ROUGHNESS VALUES, REFER DRAWING NO ICF/STD-9-0-001. ANY MANUAL ALTERATION SHALL AUTOMATICALLY RENDER THIS DRAWING INVALID. WELDING SYMBOLS ARE AS PER IS: 813-1986. WEIGHT GIVEN IN DRAWING IS FOR INDICATIVE PURPOSE ONLY</div> <div></div>																																																																						
E																																																																						
F																																																																						
<table><tr><td>1</td><td>CABLE TIE ROD</td><td>DIA 6x173</td><td>1</td><td></td><td>SS-304</td><td>0.04</td><td></td></tr><tr><td>QTY</td><td>DESCRIPTION</td><td>DIMENSIONS</td><td>ITEM NO.</td><td>REF. DRGS</td><td>MATL.SPEC.</td><td>WT/UNIT IN KGS</td><td>REMARKS</td></tr><tr><td colspan="4">GROUP: 1-4 Body Side Walls</td><td colspan="2">SURFACE AREA IN Sq.m.:</td><td colspan="2">WT/ASSY IN Kgs:</td></tr><tr><td colspan="5" rowspan="4">CABLE TIE ROD</td><td>SCALE</td><td>SSE/D</td><td rowspan="2"></td></tr><tr><td>2:1</td><td>CHD</td></tr><tr><td>ALT.</td><td>ALTD</td><td rowspan="2">A.Palanichamy</td></tr><tr><td></td><td>DRN</td></tr><tr><td colspan="4">INDIAN RAILWAY STANDARDS</td><td colspan="2">SHEET 1 OF 1</td><td colspan="2">AAG14822</td></tr><tr><td colspan="4">INTEGRAL COACH FACTORY, CHENNAI - 600038</td><td colspan="2"></td><td colspan="2">A3</td></tr></table>																1	CABLE TIE ROD	DIA 6x173	1		SS-304	0.04		QTY	DESCRIPTION	DIMENSIONS	ITEM NO.	REF. DRGS	MATL.SPEC.	WT/UNIT IN KGS	REMARKS	GROUP: 1-4 Body Side Walls				SURFACE AREA IN Sq.m.:		WT/ASSY IN Kgs:		CABLE TIE ROD					SCALE	SSE/D		2:1	CHD	ALT.	ALTD	A.Palanichamy		DRN	INDIAN RAILWAY STANDARDS				SHEET 1 OF 1		AAG14822		INTEGRAL COACH FACTORY, CHENNAI - 600038						A3	
1	CABLE TIE ROD	DIA 6x173	1		SS-304	0.04																																																																
QTY	DESCRIPTION	DIMENSIONS	ITEM NO.	REF. DRGS	MATL.SPEC.	WT/UNIT IN KGS	REMARKS																																																															
GROUP: 1-4 Body Side Walls				SURFACE AREA IN Sq.m.:		WT/ASSY IN Kgs:																																																																
CABLE TIE ROD					SCALE	SSE/D																																																																
					2:1	CHD																																																																
					ALT.	ALTD	A.Palanichamy																																																															
						DRN																																																																
INDIAN RAILWAY STANDARDS				SHEET 1 OF 1		AAG14822																																																																
INTEGRAL COACH FACTORY, CHENNAI - 600038						A3																																																																
<table><tr><td>REF.DRG.NO.-</td><td></td><td>14/08/2021</td><td></td></tr><tr><td>DATE OF LATEST ALT.</td><td>DATE OF FIRST ISSUE</td><td colspan="2">AME/SME</td></tr></table>																REF.DRG.NO.-		14/08/2021		DATE OF LATEST ALT.	DATE OF FIRST ISSUE	AME/SME																																																
REF.DRG.NO.-		14/08/2021																																																																				
DATE OF LATEST ALT.	DATE OF FIRST ISSUE	AME/SME																																																																				
1		2		3		4		5		6		7		8																																																								

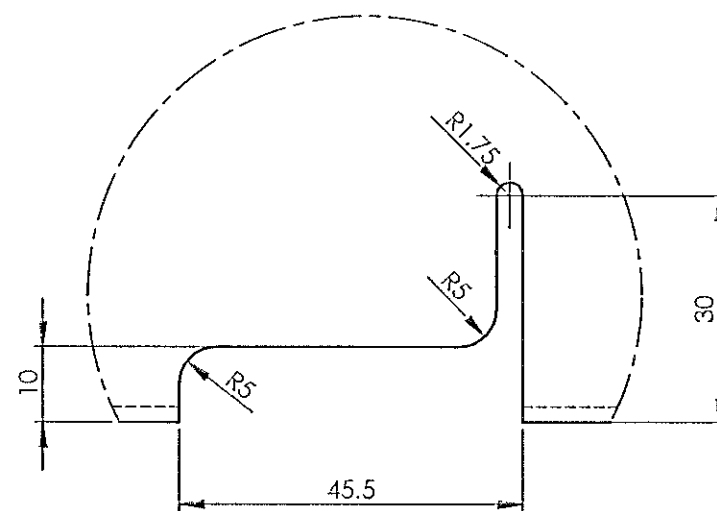
AAG14885

▽ ROUGH MACHINED	① ROUGH CLEANED
▽▽ FINISH MACHINED	⑩ BURRS REMOVED
▽▽▽ FINE FINISH MACHINED	⑮ CHAMFERED

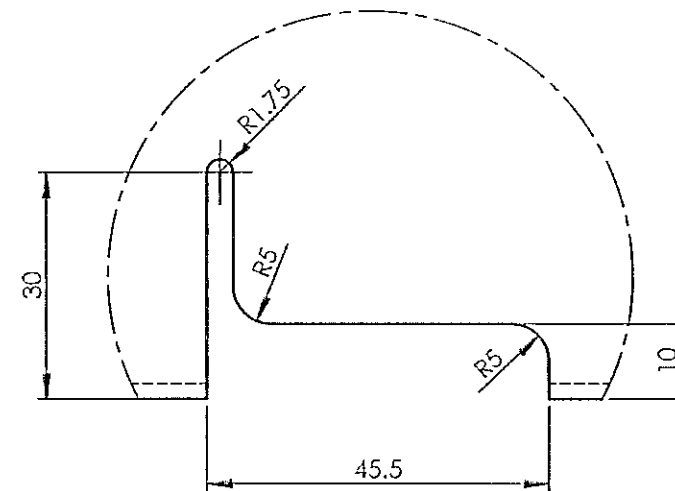
REVISIONS			
ALT.	ZONE	DESCRIPTION	APPROVED & DATE
a		Ø10.5 HOLE REVISED TO Ø11.	



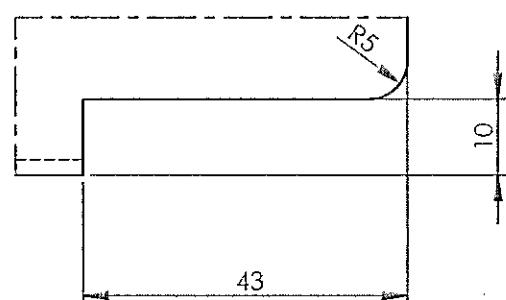
SECTION A-A



DETAIL X
SCALE 1 : 1



DETAIL Y
SCALE 1 : 1



DETAIL B
SCALE 1 : 1

ALL DIMENSIONS ARE IN mm UNLESS OTHERWISE SPECIFIED. FOR UNTOLERANCED DIMENSIONS AND ROUGHNESS VALUES, REFER DRAWING NO. ICF/STD-9-0-001. ANY MANUAL ALTERATION SHALL AUTOMATICALLY RENDER THIS DRAWING INVALID. WELDING SYMBOLS ARE AS PER IS:813-1986. WEIGHT GIVEN IN DRAWING IS FOR INDICATIVE PURPOSE ONLY.

REF.DRG.NO.-

22-10-2025	19-08-2021	
DATE OF LATEST ALT.	DATE OF FIRST ISSUE	AME/SME

1	HORIZONTAL MEMBER	2x117x2279	1		RD50/SPEC. C-K201 X2CrNi12	4.11	
Default	DESCRIPTION	DIMENSIONS	ITEM NO.	REF. DRGS	MATL.SPEC.	WT/UNIT IN KGS	REMARKS
GROUP: 1-4				SURFACE AREA IN Sq.m.:		WT/ASSY IN Kgs:	
HORIZONTAL MEMBER				SCALE 1:5		SSE/D	
				CHD		ALTD	ARUN S
				ALTD		DRN	A.Muthukumar
INDIAN RAILWAY STANDARDS				SHEET 1 OF 1		AAG14885	
INTEGRAL COACH FACTORY, CHENNAI - 600038						A2	