

GENERAL NOTES :

1. all dimensions are in feet.
2. the information contained in this drawing is the property of the architects and is not for publication. the information is issued on the understanding that no part thereof shall be copied or communicated to a third party without authorization in writing from the architects.
3. written dimensions are to be followed. the drawing is not to be scaled.
4. any discrepancy in the drawing should be brought to the notice of the architects immediately, and prior to commencing any work from this drawing.
5. any addition or alteration to this drawing should not be made without the written consent of the architects.
6. all work shall be executed in accordance with the best practices to relevant Indian standard codes of practice.
7. construction from these drawing is subject to all statutory approvals.
8. this drawing must be read in conjunction with other architectural, structural, interior, landscape and utility drawings.
9. indicated all levels are unfinished.
10. contractor & engineer shall check & verify all dimensions & lvl. before execution of the work.

PROJECT TITLE:

GNFC BUNGALOW

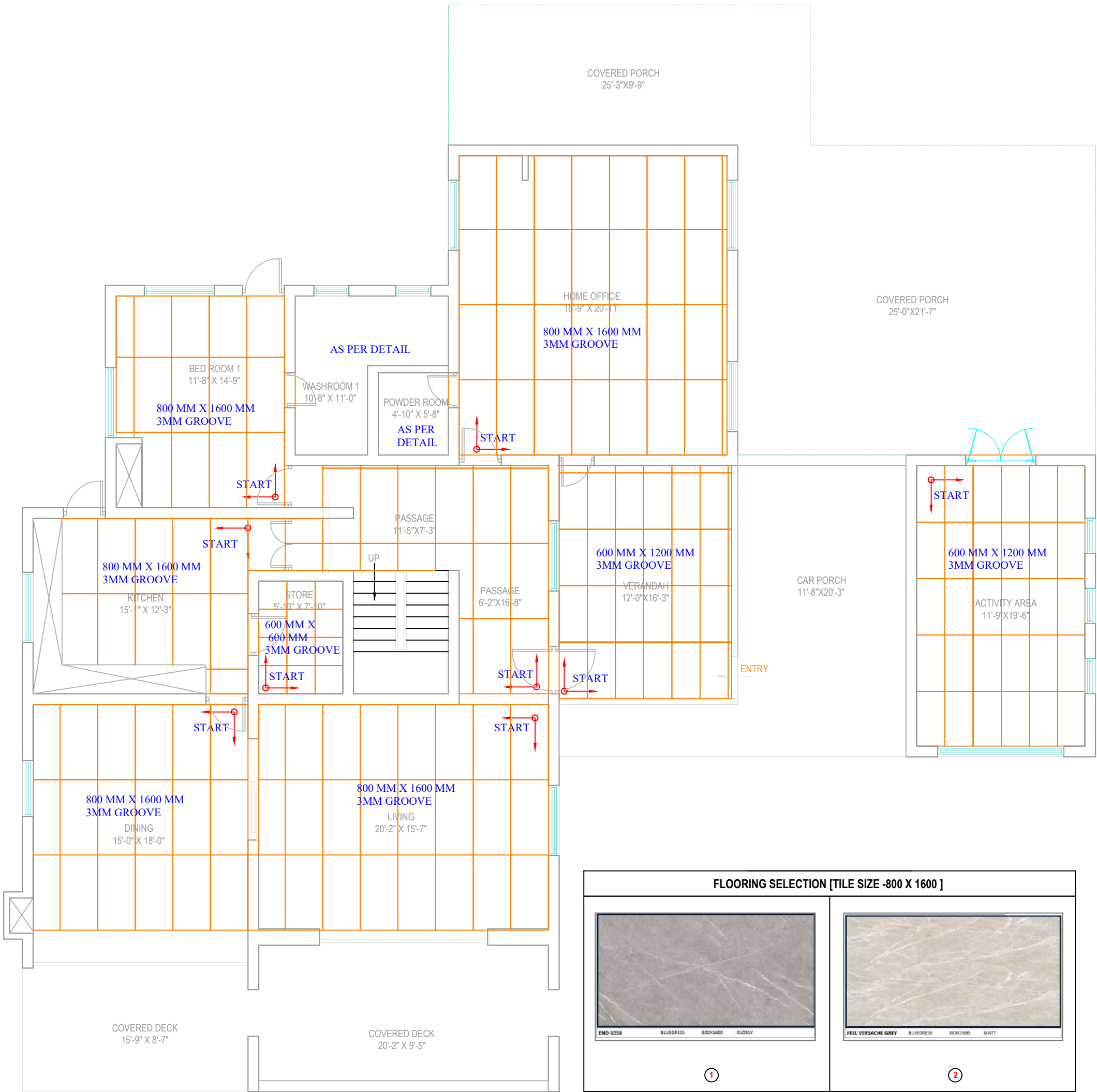
DRAWING TITLE:

800X 1600 FLOORING LYT - FIRST FLOOR

DATE OF ISSUE: 21.03.2026	SCALE: N.T.S.	DRAWING NO. DWG: 01	CHECKED BY: ANKITA
		REV NO : 00	CHECKED BY: S.S.



3A,PREMCHAND HOUSE
OLD HIGH COURT RD
OPP SALES INDIA,
ASHRAM ROAD,
INCOME TAX.



GENERAL NOTES :

1. all dimensions are in feet.
2. the information contained in this drawing is the property of the architects and is not for publication. the information is issued on the understanding that no part thereof shall be copied or communicated to a third party without authorization in writing from the architects.
3. written dimensions are to be followed. the drawing is not to be scaled.
4. any discrepancy in the drawing should be brought to the notice of the architects immediately, and prior to commencing any work from this drawing.
5. any addition or alteration to this drawing should not be made without the written consent of the architects.
6. all work shall be executed in accordance with the best practices to relevant Indian standard codes of practice.
7. construction from these drawing is subject to all statutory approvals.
8. this drawing must be read in conjunction with other architectural, structural, interior, landscape and utility drawings.
9. indicated all levels are unfinished.
10. contractor & engineer shall check & verify all dimensions & lvl. before execution of the work.

PROJECT TITLE:

GNFC BUNGALOW

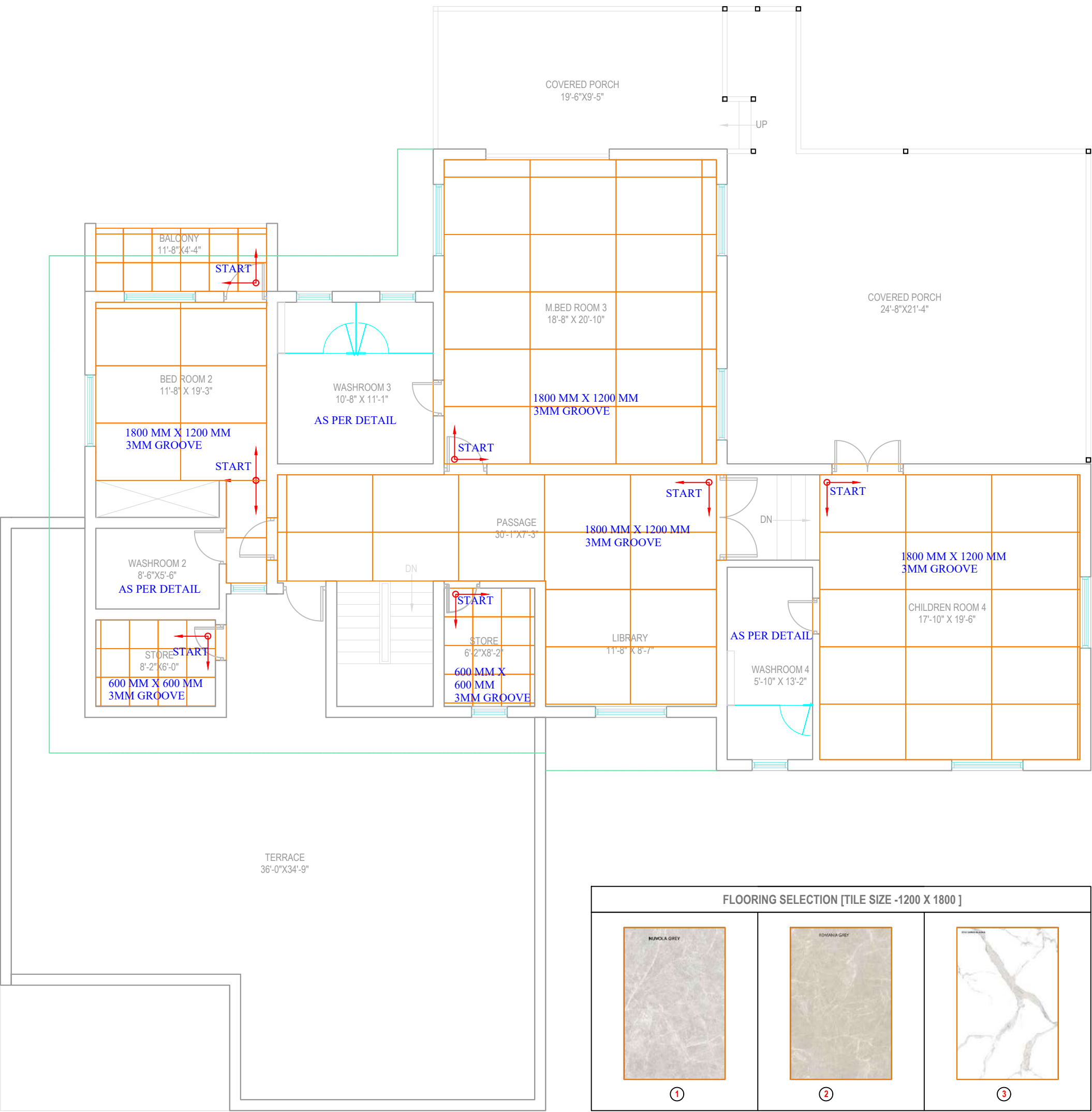
DRAWING TITLE:

800 X 1600 FLOORING LYT - GROUND FLOOR

DATE OF ISSUE:	SCALE:	DRAWING NO:	CHECKED BY:
21.03.2026	N.T.S.	DWG: 02	ANKITA
		REV NO : 00	CHECKED BY: S.S.



3A,PREMCHAND HOUSE
OLD HIGH COURT RD
OPP SALES INDIA,
ASHRAM ROAD,
INCOME TAX.



GENERAL NOTES :

- all dimensions are in feet.
- the information contained in this drawing is the property of the architects and is not for publication. the information is issued on the understanding that no part thereof shall be copied or communicated to a third party without authorization in writing from the architects.
- written dimensions are to be followed. the drawing is not to be scaled.
- any discrepancy in the drawing should be brought to the notice of the architects immediately, and prior to commencing any work from this drawing.
- any addition or alteration to this drawing should not be made without the written consent of the architects.
- all work shall be executed in accordance with the best practices to relevant Indian standard codes of practice.
- construction from these drawing is subject to all statutory approvals.
- this drawing must be read in conjunction with other architectural, structural, interior, landscape and utility drawings.
- indicated all levels are unfinished.
- contractor & engineer shall check & verify all dimensions & lvl. before execution of the work.

PROJECT TITLE:

GNFC BUNGALOW

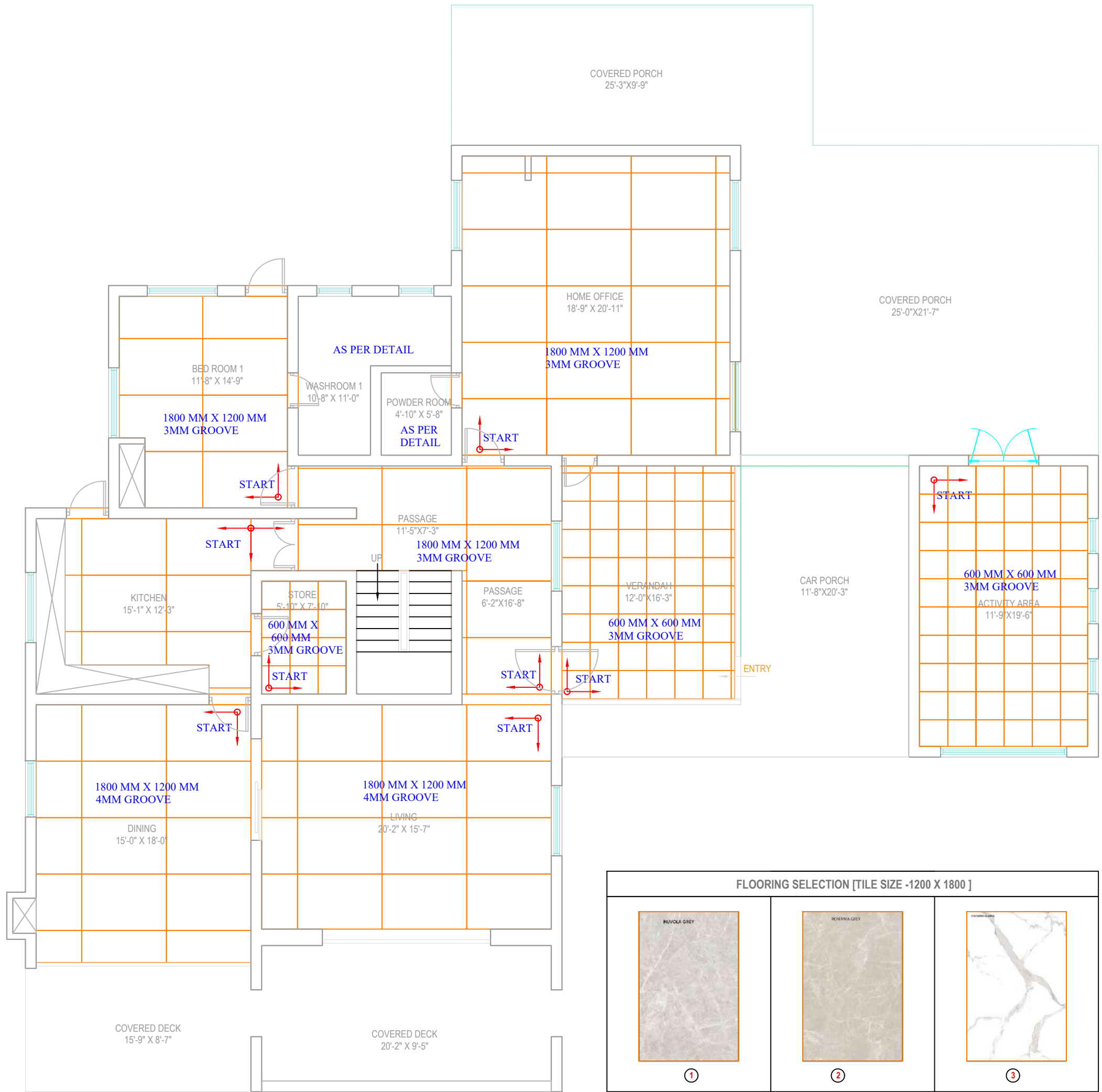
DRAWING TITLE:

1200X 1800 FLOORING LYT - FIRST FLOOR

DATE OF ISSUE:	SCALE:	DRAWING NO:	CHECKED BY:
21.03.2026	N.T.S.	DWG: 01	ANKITA
		REV NO :	CHECKED BY:
		00	S.S.



3A,PREMCHAND HOUSE
OLD HIGH COURT RD
OPP SALES INDIA,
ASHRAM ROAD,
INCOME TAX.



- GENERAL NOTES :**
- all dimensions are in feet.
 - the information contained in this drawing is the property of the architects and is not for publication. the information is issued on the understanding that no part thereof shall be copied or communicated to a third party without authorization in writing from the architects.
 - written dimensions are to be followed. the drawing is not to be scaled.
 - any discrepancy in the drawing should be brought to the notice of the architects immediately, and prior to commencing any work from this drawing.
 - any addition or alteration to this drawing should not be made without the written consent of the architects.
 - all work shall be executed in accordance with the best practices to relevant Indian standard codes of practice.
 - construction from these drawing is subject to all statutory approvals.
 - this drawing must be read in conjunction with other architectural, structural, interior, landscape and utility drawings.
 - indicated all levels are unfinished.
 - contractor & engineer shall check & verify all dimensions & lvl. before execution of the work.

PROJECT TITLE: GNFC BUNGALOW			
DRAWING TITLE: 1200 X 1800 FLOORING LYT - GROUND FLOOR			
DATE OF ISSUE: 21.03.2026	SCALE: N.T.S.	DRAWING NO. DWG: 01	CHECKED BY: ANKITA
		REV NO : 00	CHECKED BY: S.S.
ROC>PILE		3A,PREMCHAND HOUSE OLD HIGH COURT RD OPP SALES INDIA, ASHRAM ROAD, INCOME TAX.	

BILLS OF QUANTITIES

DATE: 23.04.2026

CIVIL RENOVATION WORK

SR. NO.	PARTICULARS	RATE	QUANTITY							TOTAL QUANTITY [Sqm]	AMOUNT
			VERANDAH +ACTIVITY	G.F AREA	G.F WASHROOM [2 NOS.]	HOME OFFICE	F.F AREA	F.F WASHROOM [3 NOS.]	F.F BALCONY+ STORE		
1.	DISMANTLING/ROUGHEN EXISTING FLOORING/CLADDING/PLUMBING PIPING WORK										
	The rates quoted by the Contractor for items under this head shall be inclusive of the following :										
	a) The contractor shall remove all flooring/cladding/plumbing piping existing may it be Natural marble, artificial tiles, pavers or any other natural or artificial floor surface or galcanised/pvc/upvc piping along with plumbing fixtures should be removed as required for pre-preparation of laying new mortar bed & makig sure that the removed surface is cleaned leveled and Debris are removed from the site.		✓	✓	✓	✓	✓	✓	✓		1,00,000.00
	TOTAL OF WORK		47	135	57	41	135	92	17	524.00	
2	PLUMBING WORK										
	The rates quoted by the Contractor for items under this head shall be inclusive of the following :										
	Providing and fixing plumbing piping for supply and drain PVC/UPVC/GI of approved make, at all heights including providing and fixing of clamps exposed & concealed along with Procuring, Providing & Fixing Plumbing fixtures, Sanitaryware [toilets, urinals, sinks], conceal flush tanks and drainage exposed Traps all as per approved models centre to centre as per the designs and PMC guideline.				✓			✓			
2.1	Providing, constructing and fixing Wash basin Marble counter with pedstal consisting of followings										
	a) Basin Counter shall be made of approved Marble stone including Prepraing framing of the basin and fixing the Marble above it with cutting, edeging, Moulding with approved adhesive (Bal or Laticrete or equivalent approved) and size, shape mentioned in the drawing. fixtures and as detail in the drawing. 'All complete as shown in drawings and entire satisfaction of the Designer/Architect /PM. Counter Top area shall be measured for payment.	5000/00 ppc			ALL			ALL			
	b) Providing and fixing Sanitary ware Washbasin as per selection along with 18mm Marble solid shlef below the basin counter with cutting, Edgeing, Moulding with approved with approved adhesive (Bal or Laticrete or equivalent approved) and size, shape mentioned in the drawing.	15000 ppc			ALL			ALL			
	c) Providing and fixing sanitaryware WC as per selection with approved fittings and size, shape mentioned in the drawing.	25000 ppc			ALL			ALL			
	d) Providing and fixing CP Bathroom Ware sets with Single Lever Divertor & accessories as required as per selection with approved fittings of standard make as mentioned in the layout or like wise [Jaquar, Plumber, etc.] and size, shape mentioned in the drawing & approved by Designer/Architect /PM.	45000 pset			1 NOS			ALL			
3	FLOORING, STONE PLATFORM AND CLADDING WORK										
	The rates quoted by the Contractor for items under this head shall be inclusive of the following :										
	a) All flooring to be protected by approved suitable floor protection system of closed cell, polymer based micro cellular foam, reinforced with high performance polymers sheet during construction. Flooring to be covered over in finished condition and after uncovering to be delivered in a finished condition free of scratches, lines and any other deformities etc.										
	b) The contractor shall procure mortar, adhesive, grout etc. of approved quality design and standard and he will not change source of supply without written permission from Designer/Architect/PM and with revised samples being approved.										
	d) Joint patterns to be followed. No extra cuts for variable joint patterns, shall be paid for wastage.										
	e) Skirtings to have profiled edges as per Designer/Architect/ PM's instructions. No extra cost to be paid for plaster chipping, required to adjust skirtings levels. However, cost of mouldings to be indicated separately, so as to deduct cost towards the same, incase profiling is avoided.										
	f) All necessary cut outs in walls, clearing up plaster towards work required for services, not to be paid for separately, even if it is conducted subsequent to work completion. No extra for cutting, edge finishing required for junction boxes of electrical works, etc.										
	g) Bedding shall be done in grey cement & white cement slurry to be used for laying marble.										
	Mode of Measurement : Finished area shall be measured for payment. No deduction will be made for openings/cut outs upto 0.5 Sqm										

BILLS OF QUANTITIES

DATE: 23.04.2026

CIVIL RENOVATION WORK

SR. NO.	PARTICULARS	RATE	QUANTITY							TOTAL QUANTITY [Sqm]	AMOUNT
			VERANDAH +ACTIVITY	G.F AREA	G.F WASHROOM [2 NOS.]	HOME OFFICE	F.F AREA	F.F WASHROOM [3 NOS.]	F.F BALCONY+ STORE		
3.1	a) GVT or PGVT, glossy or matt finish / full body vitrified in different sizes as mentioned in the design layouts (thickness to be specified by the manufacturer) with water absorption less than 0.08% and conforming to IS: 15622, in colours / design, laid on existing flooring (tile on tile) with adhesive chemical ROFF, Fosroc India, Dr. Fixit , NSA perma BALENDURA, AGL (Power Grace) etcor conforming to IS 15477 : 2019 or around 20mm thick cement mortar 1:4 (1 cement : 4 coarse sand) bedding, jointing with 3 mm or more spacer in required pattern including filling of the groove with epoxy or white cement and matching pigments etc.,complete as per direction of Designer/Architect/ PM. Tile selection and approval shall be done by Designer/Architect/ PM. For work at all levels. Basic Rate (excluding transportation and GST) of vitrified tiles : Rs.650 - Rs. 850 P/Sq.M. Approved make of tiles- Johnson, Kajaria, Nitco, Somany, similar standard.	1850/00 psmtr	✓	✓	✓	✓	✓	✓	✓		
	b) Kitchen Counter shall be made of approved Marble/Granite/Homogeneous stone including Prepraing framing of kotah and fixing the Marble/Granite/Homogeneous stone above it with cutting, edeging, Moulding with approved adhesive (Bal or Laticrete or equivalent approved) and size, shape mentioned in the drawing. fixtures and as detail in the drawing. All complete as shown in drawings and entire satisfaction of the Designer/ Architect / PM. Counter Top of price Rs.180 to Rs. 225 p/sft. Labor charges for the edge moulding & polishing should be counted in above. Area shall be measured for payment.	11500/00 prmt									
	c) Door window sill shall be made of approved Marble/Granite/Homogeneous stone including Prepraing framing of kotah and fixing the Marble/Granite/Homogeneous stone above it with cutting, edeging, Moulding with approved adhesive (Bal or Laticrete or equivalent approved) and size, shape mentioned in the drawing. fixtures and as detail in the drawing. All complete as shown in drawings and entire satisfaction of the Designer/ Architect / PM. Counter Top of price Rs.180 to Rs. 225 p/sft. Labor charges for the edge moulding & polishing should be counted in above. Area shall be measured for payment.	3000/00 prmt		✓							
TOTAL OF FLOORING AND CLADDING WORK			47	135	57	41	135	92	17	524.00	
4	FALSE CEILING WORK										
	The rates quoted by the Contractor for items under this head shall be inclusive of the following:										
	a) Line Laying and fixing suspension system including edging angles, accessories etc. for reflected false ceiling drawings to be prepared and got approved based on concept Architectural and Services drawings.										
	b) Finishing with Gypsum /Water proof Gypsum wherever specified.										
	c) Providing and doing arrangement to receive light fittings, fixtures, A.C. grills, diffusers etc.										
	d) Ceiling to be paid as per area (P-line on computer) in plan only. Also for circular, elliptical ceilings / lighting troughs P-lines on computers shall determine for areas.										
	e) No vertical dimensions of false ceiling behind cornices to be paid for separately.										
	f) Cost of ceiling also to include providing grooves at junctions of Gypsum & all other places wherever required as per instructions of PM.										
	g) Rate to include all cutting and everything else necessary to complete the work										
	h) Rate shall include all materials including wastages, labour, tools and plants etc. Also including required scaffolding if any.										
	i) Work at all heights and leads including required staging, scaffolding etc. No extra rate for height shall be paid										
	j) Cost of ceiling to include cost of lighting troughs, coffers, pattas, verticals, grooves etc complete. Cost also to include Cornices of various profile as shown in drawing, on verticals of lighting troughs also flat verticals.										
	k) Pressed GI metal sections in combination of GI wire / section hangers are fixed with anchor fasteners to ceiling providing basic hanging and suspension frame work. These are readily available or may be specially fabricated to suit site requirement. Grid shall be adjusted to suit other requirements to approval of the PM.										
	l) Finished area shall be measured for payment. No deduction will be made for openings / cut outs upto 0.5 sq.m										

BILLS OF QUANTITIES											
											DATE: 23.04.2026
CIVIL RENOVATION WORK											
SR. NO.	PARTICULARS	RATE	QUANTITY							TOTAL QUANTITY [Sqm]	AMOUNT
			VERANDAH +ACTIVITY	G.F AREA	G.F WASHROOM [2 NOS.]	HOME OFFICE	F.F AREA	F.F WASHROOM [3 NOS.]	F.F BALCONY+ STORE		
4.1	Providing and fixing 12.5mm thick Plain Gypsum false ceiling of approved make [Saint Gobain, India Gypsum, of same standards] at all heights including providing and fixing of frame work made of special sections, power pressed from M.S. sheets and galvanized with zinc coating of 150 gms/sqm (both side inclusive) as per IS : 277 and consisting of angle cleats of size 25 mm wide x 1.6 mm thick with flanges of 27 mm and 37mm, at 1200 mm centre to centre, one flange fixed to the ceiling with dash fastener 8 mm dia x 40mm long with 6mm dia bolts, other flange of cleat fixed to the angle hangers of 25x10x0.50 mm of required length with nuts & bolts of required size and other end of angle hanger fixed with intermediate G.I. channels 45x15x0.9 mm running at the spacing of 1200 mm centre to centre, to which the ceiling section 0.5 mm thick bottom wedge of 80 mm with tapered flanges of 26 mm each having lips of 10.5 mm, at 457 mm centre to centre, shall be fixed in a direction perpendicular to G.I. intermediate channel with connecting clips made out of 2.64 mm dia x 230 mm long G.I. wire at every junction, including fixing perimeter channels 0.5 mm thick 27 mm high having flanges of 20 mm and 30 mm long, the perimeter of ceiling fixed to wall / partition with the help of rawl plugs, with 25mm long dry wall screws @ 230 mm interval, including fixing of gypsum board to ceiling section and perimeter channel with the help of dry wall screws of size 6 x 25 mm at 230 mm c/c, including jointing and finishing to a flush finish of tapered and square edges of the board with recommended jointing compound, jointing tapes, finishing with jointing compound in 3 layers including access panel / trap doors of size as per the drawings & details.	750/00 psmtr	✓	✓		✓	✓		✓		
4.2	Modular Ceiling :Providing & Fixing of Armstrong Mineral Fibre Acoustical Suspended Ceiling System with Dune Beveled Tegular Edge Tiles with Armstrong Suprafine 15mm exposed grid. The tiles should have Humidity Resistance (RH) of 99%, NRC 0.5, Light Reflectance ≥83%, Thermal Conductivity k = 0.052 - 0.057 w/m K, Colour White, Fire Performance UK Class 0 / Class 1 (BS 476 pt - 6 &7) with sand texture finished Dune in module size of 600x600x16mm , suitable for Green Building application, with Recycled content of 39%. The tile shall be laid on Armstrong Suprafine 38 with 15 mm wide T - section flanges colour white having rotary stitching on all T sections i.e. the Main Runner, 1200 mm & 600 mm Cross Tees with a web height of 38mm and a load carrying capacity of 12.5 Kgs/M2 (as per standard installation layout mentioned below) & pull out strength of 100Kgs. The T Sections have a Galvanizing of 90 grams per M2 and need to be installed with Suspension system of Armstrong make. . The Tile & Grid system used together should carry a 30 year warranty. INSTALLATION: To comprise main runner spaced at 1200mm securely fixed to the structural soffit using Armstrong suspension system (specifications below) at 1200mm maximum. The First/Last Armstrong suspension system at the end of each main runner should not be greater than 450mm from the adjacent wall. Flush fitting 1200mm long cross tees to be interlocked between main runners at 600mm to form 1200 x 600 mm module. Cut cross tees longer than 600mm require independent support. 600 x 600mm module to be formed by fitting 600mm long flush fitting cross tees centrally between the 1200 mm cross tees. Perimeter trim to be Armstrong wall angles of size 3000x19x19mm, secured to walls at 450 mm maximum. Installation to be carried out by Armstrong Trained Installation team & Installation should be carried out as per Armstrong recommended procedure.	1250/00 psmtr			✓			✓			#VALUE!

BILLS OF QUANTITIES										
										DATE: 23.04.2026
CIVIL RENOVATION WORK										
SR. NO.	PARTICULARS	RATE	QUANTITY							TOTAL QUANTITY [Sqm]
			VERANDAH +ACTIVITY	G.F AREA	G.F WASHROOM [2 NOS.]	HOME OFFICE	F.F AREA	F.F WASHROOM [3 NOS.]	F.F BALCONY+ STORE	
	TOTAL OF FALSE CEILING WORK		41	121	11	36	121	23	14	367.04
5	WINDOW / SLIDING DOOR /VENTILATION WORK /GLASS DOOR									
5.1	Providing, fabricating and fixing approved extruded aluminium, sections made out of approved brands, frame wall thickness of minimum 1.51mm and shutters of same thickness all from an approved series of Slim series of the approved brand all anodized with approved shade, with 12mm to 18mm of DGU glasses [Saint Gobain/Modiguard], all hardware of heavy duty make with SS nylon rollers for sliding and secured locking devices. Including use of exterior quality approved water repellent adhesive, GI screws, pins, etc. Also surfaces of frame in contact with masonry/concrete surfaces shall be filled and secured for water prrofiging with silicon adhesives of approved quality, all as per detailed specifications to the entire satisfaction of the PM.		✓	✓	✓	✓	✓	✓	✓	
5.2	Aluminium section window two track member: Providing and fixing window having imported slim series extruded aluminium color anodized section frame main outer size 45 x 25 x 1.95 mm(Import section typically 6063-T5/T6 alloy), horizontal two track member size with 5mm thick transparent bronze color tinted float glass with powder coated aluminium fittings and fixtures and transparent silicon sealant glass fixing to frame as per details etc complete for window.	7800/00 psmtr	✓	✓	✓	✓	✓	✓	✓	
5.3	Aluminium section ventilation: Providing & fixing Aluminium fixed louvered type ventilator, confirming to IS 1949, made out of Aluminum anodized Aluminium sections. Main frame shall be of 42.45 x 25.40 x 2 mm size. 4mm th ground glass of 100 mm width is to be used for glazing. The glass shall be fixed in Aluminum holding channel of 7.8 x 6.9 x 0.55 mm size. Aluminium section,shall have an aluminum color anodizing of 15 microns thickness in matt finish etc. complete with all material, labour, tools, tackles, as per the instructions of EIC.	4000/00 psmtr								
5.4	Single Glass Door With Door Frame : UNI-80 Series Modular Door Frame and Modular Door Leaf Frame with corner Connectors. Modular Door with 6mm Clear Toughened Glass fixed with rubber gasket and necessary hardwares requied like SS304 Grade - Heavy Duty Ball Bearing Button Tipped Hinges - 127*78*3.0mm size, Deadlock Body, 70mm 1CK Cylinder, Palmet Type Door Closer and SS304 Grade 300 x 19mm Dia C to C size - D Type Pull Handle. SKU:UM015 Material Description : mported Aluminum profiles and connected accessories for Door and Door Frame with Ruber Gasket of same partition series. 6mm Clear toughened glass of Saint Gobain/Moduguard/HNG/Asahi or equivalent make.Hardwares and accessories of Hafele/Hettich/ebco/Dorma or equivalent make. Selection as per architect consultant / E.I.C . Gauge Size : 1.5 Shutter Frame Size : 90 mm * 45 mm	9200/00 psmtr								
	TOTAL OF WINDOW WORK									63
6	DOOR WORK									
6.1	Providing, making and fixing approved Hard wood door frames made out of approved quality hard wood (Red Merantee), kiln-seasoned, anti-termite treated, shaped, grooved, mitered joint arrangement including use of exterior quality approved water repellent adhesive, GI screws, pins, etc. Frame shall be finished with 4mm veneer of approved make and desin and further polished with transparent PU coating of approved make, also surfaces of frame in contact with masonry/concrete surfaces shall be painted with one coat of hot bitumen of approved quality, 3 nos. (minimum) GI holdfast (split end 225mm x 75mm x 2 mm thick) on each side of frame well-grouted with cement concrete mix in a ratio of 1:2:4 (1 Cement : 2 Sand : 4 Aggregate), etc. all complete at all leads, lifts, heights as per detailed specifications to the entire satisfaction of the Designer/Architect /PM. Providing and fixing concealed cylindriacal lock of stainless steel lock for door with screws, tools, tackles etc complete.	2500/00 psmtr	✓	✓	✓	✓	✓	✓	✓	
6.2	FLUSH DOOR : Providing, making and fixing flush door comprising of following 32 mm thick block board with wooden beading on all edges and 1 mm thick SF laminate on both sides with necessary grooves and band. The laminate shall be of approved shade and make. Basic rate of laminate shall be Rs. 60/sqft (basic rate is excl. GST and excl transportation). Door shall have wooden door frame of size 60x75 mm . Wooden frame, beading shall be finished with painting/ polishing as per design. The work also consists of supply and installation of all necessary hardware like S.S hinges (4 nos. per shutter and door stopper. Fixing shall be carried out as directed by Engineer-In-Charge. The rate shall include supply & installation charges for door closure and concealed cynllindrical door lock.	5500/00 psmtr	✓	✓	✓	✓	✓	✓	✓	

BILLS OF QUANTITIES

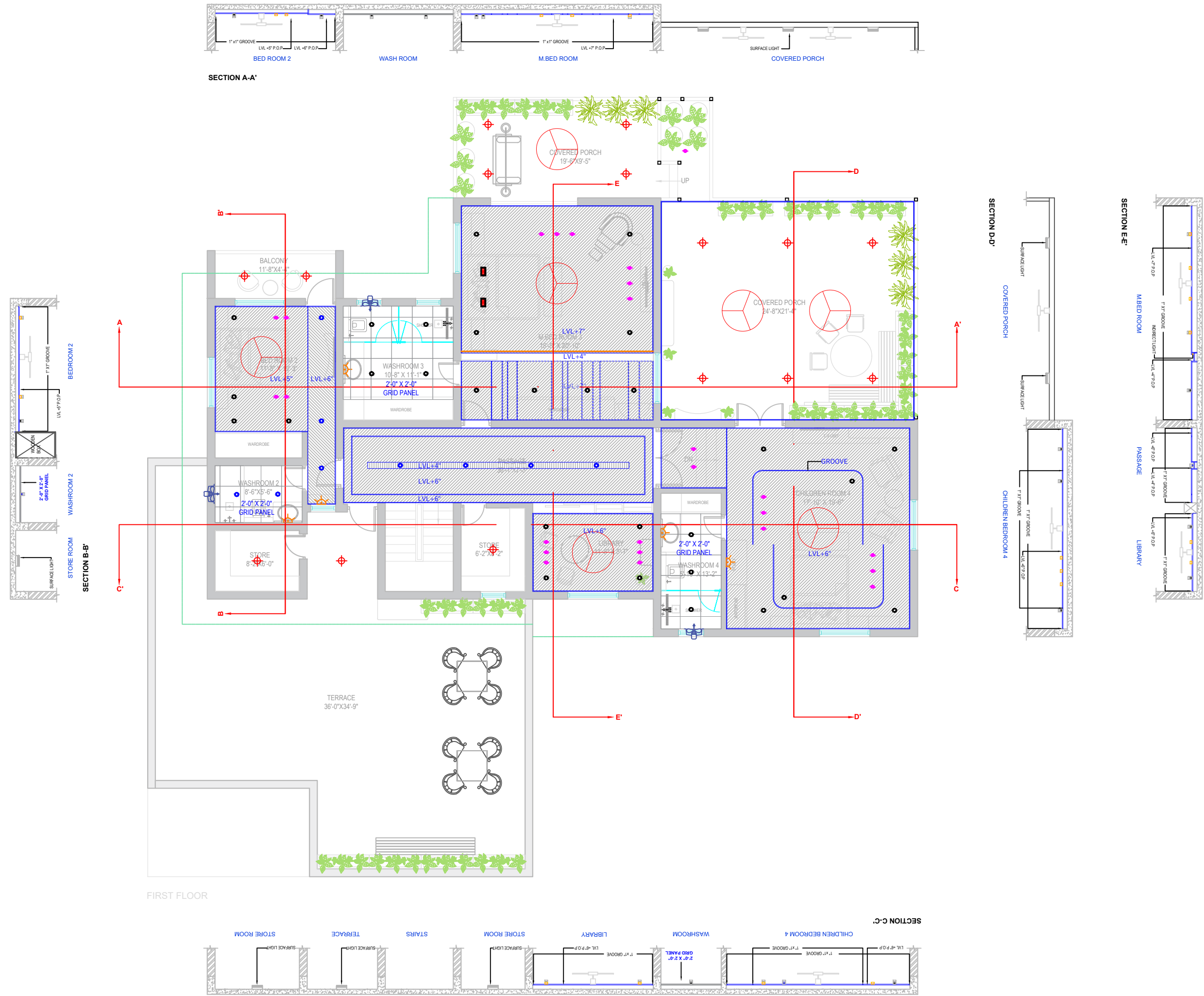
DATE: 23.04.2026

CIVIL RENOVATION WORK

SR. NO.	PARTICULARS	RATE	QUANTITY							TOTAL QUANTITY [Sqm]	AMOUNT
			VERANDAH +ACTIVITY	G.F AREA	G.F WASHROOM [2 NOS.]	HOME OFFICE	F.F AREA	F.F WASHROOM [3 NOS.]	F.F BALCONY+ STORE		
	TOTAL OF DOOR WORK									42	
7	ELECTRICAL WORK										
7.1	Providing, supplying, installation, testing and commissioning as per IS/IEC standards all material made out of approved quality brands (Polycab, Finolex, etc.), FRLS PVC insulated cables not below 1.5 sq.mm. with Modular Switches of approved make & design with heavy internal metal boxing and approved PVC concealed conDuiting matching and following the electrical layouts and swith board diagrams all with a centralised Circuit control boxes all as per approval of the Designer/Architect /PM.		✓	✓	✓	✓	✓	✓	✓		
	i) 2/3 module + Plug point Switch board with complete accessories									19 Nos+ 9Nos	
	ii) 4 module switch board with complete accessories									07 Nos	
	iii) 6 module switch board with complete accessories									18 Nos	
	iv) 8 module switch board with complete accessories									09 Nos	
	v) T.v 4 module + 8 module Switch board with complete accessories									6+6 nos	
	TOTAL OF ELECTRICAL WORK	650 p/point									
8	LIGHTING WORK										
8.1	Supplying, installation, testing and commissioning of LED lighting of standard make all material of approved quality brands (Polycab, Finolex, Wipro, likewise.), All indoor & outdoor lights concealed & surface of approved make & design with a standard warranty period and approved brands and following the electrical layouts and designs as per approval of the Designer/Architect /PM.		✓	✓	✓	✓	✓	✓	✓		
	i) 5 watt conceal COB									63 Nos	
	ii) 7 watt conceal COB									31 Nos	
	iii) 12 watt conceal COB									64 Nos	
	iv) 7/12 watt surface exterior COB									51 Nos	
	v) High density LED strip light for coves									6.31 Sqm	
	vi) Show lights as per selection [Wall, Mirror, etc.]									09 Nos	
	vii) BLDC motor Fans									16 Nos	
	viii) Exhaust Fans with retractable fins of standard make									05 Nos	
	TOTAL OF LIGHTING WORK										
9	PAINT WORK										
9.1	Interior painting work with two coat of waterproof wall putty										
	Providing and Applying acrylic emulsion paint of approved shade including preparation of surface by crack filling and leveling of surface with 2 coats of waterproof wall putty to give wall surface a smooth finish. Providing ofone coat of compatible primer & acrylic emulsion paint (asian paint royale shyne luxury emulsion or equivalent)in 2 or more coats to achieve uniform & even shade of paint etc completed as directed by EIC: (Approved make ICI Dulux, Asian paint, Berger paint).	320/00 psmtr								1113 sqmtr	
9.2	P&A of Exterior Weather Resistant Textured paint										
	Providing and applying Exterior Weather Resistant Textured Wall Finish made from emusified acrylic polymers, siliceous aggregated marble chips and quarts powder of Jotun or equivalent having average thickness 2 mm with approved color and textured finishes as directed by Architect/EIC & as per company's Specification and standards laid on external sand faced plaster for all heights after necessary preparatory coating incl. application of necessary preparatory coat, scaffolding, curing and priming.	410/00 psmtr								684 sqmtr	
	TOTAL OF PAINT WORK										
10	OUTDOOR TEMPLE GAZEBO WORK										
	Providing, Constructing, Fixing & Finishing an outdoor gazebo as per the mentioned details in the Layout complete with foundation, plinth, metal fabrication along with erection of columns with specified roof and water proof ceilings with provision of necessary lighting as per the design and layout, along with pedestials finshed in stone for the Deities, All finshing including approved flooring, stone laying fished water proof paints on the exposed metal surfaces and ceiling as per the standard list of approved brands and makes.	Lumpsome									

GNFC MD BUNGALOW - CIVIL RENOVATION WORK**SUMMARY OF BILLS OF QUANTITIES**

SR. NO.	PARTICULARS		BOQ	AMOUNT
1.	DEMOLITION OF FLOORING & DADO / WALL / PLUMBING			
2.	NEW PLUMBING WORK			
3.	NEW FLOORING, PLATFORM, SKIRTING & DADO INSTALLATION			
4.	FALSE CEILING WORK			
5.	WINDOW MODIFICATION WORK			
6.	DOOR WORK			
7.	ELECTRICALWIRING & SWITCH BOARD WORK			
8.	ELECTRICAL LIGHT FITTING WORK			
9.	PAINT / TEXTURE WORK			
10.	OUTDOOR TEMPLE GAZEBO WORK			
	SUB TOTAL			
	Add : GST		%	
	TOTAL OF BILLS OF QUANTITIES			
(RUPEES _____)				



- GENERAL NOTES :**
- all dimensions are in feet.
 - the information contained in this drawing is the property of the architects and is not for publication. the information is issued on the understanding that no part thereof shall be copied or communicated to a third party without authorization in writing from the architects.
 - written dimensions are to be followed. the drawing is not to be scaled.
 - any discrepancy in the drawing should be brought to the notice of the architects immediately, and prior to commencing any work from this drawing.
 - any addition or alteration to this drawing should not be made without the written consent of the architects.
 - all work shall be executed in accordance with the best practices to relevant Indian standard codes of practice.
 - construction from these drawing is subject to all statutory approvals.
 - this drawing must be read in conjunction with other architectural, structural, interior, landscape and utility drawings.
 - indicated all levels are unfinished.
 - contractor & engineer shall check & verify all dimensions & lvl. before execution of the work.

ELECTRICAL LEGEND

	CEILING FAN
	EXHAUST FAN
	SURFACE LIGHT POINT
	LIGHT POINT
	WALL POINT
	INDIRECT LIGHT

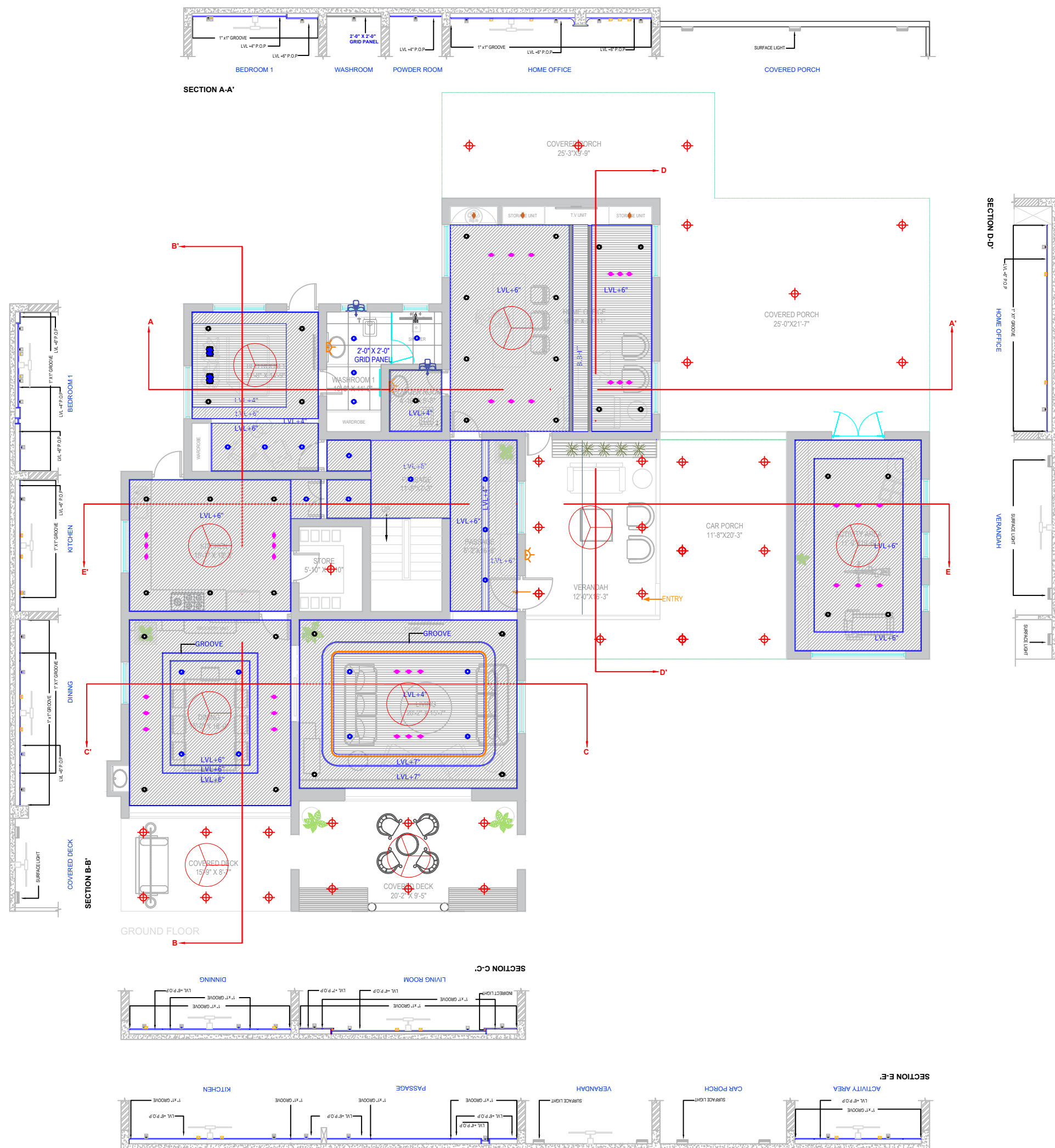
PROJECT TITLE:
GNFC BUNGALOW

DRAWING TITLE:
CEILING DWG FIRST FLOOR

DATE OF ISSUE: 14.04.2026	SCALE: N.T.S.	DRAWING NO. DWG: 02	DRAWN BY: NEHAL
		REV NO.: 01	CHECKED BY: S.S.



3A,PREMCHAND HOUSE
OLD HIGH COURT RD
OPP SALES INDIA,
ASHRAM ROAD,
INCOME TAX.



GENERAL NOTES :

1. all dimensions are in feet.
2. the information contained in this drawing is the property of the architects and is not for publication. the information is issued on the understanding that no part thereof shall be copied or communicated to a third party without authorization in writing from the architects.
3. written dimensions are to be followed. the drawing is not to be scaled.
4. any discrepancy in the drawing should be brought to the notice of the architects immediately, and prior to commencing any work from this drawing.
5. any addition or alteration to this drawing should not be made without the written consent of the architects.
6. all work shall be executed in accordance with the best practices to relevant Indian standard codes of practice.
7. construction from these drawing is subject to all statutory approvals.
8. this drawing must be read in conjunction with other architectural, structural, interior, landscape and utility drawings.
9. indicated all levels are unfinished.
10. contractor & engineer shall check & verify all dimensions & lvl. before execution of the work.

ELECTRICAL LEGEND

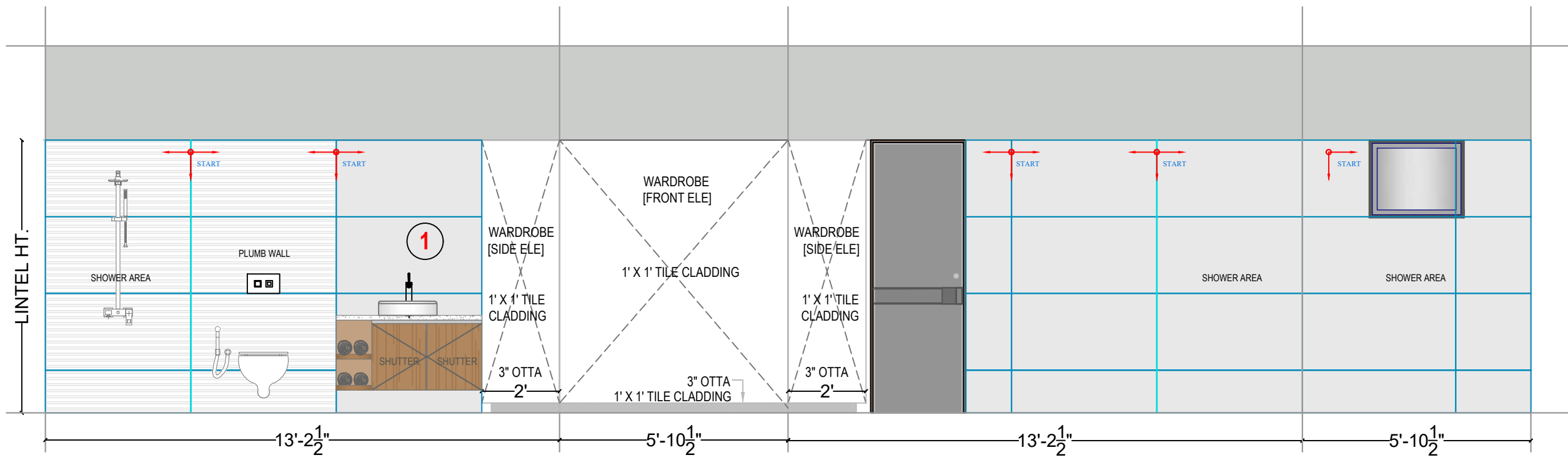
	CEILING FAN
	EXHAUST FAN
	SURFACE LIGHT POINT
	LIGHT POINT
	WALL POINT
	INDIRECT LIGHT

PROJECT TITLE:
GNFC BUNGALOW

DRAWING TITLE:
CEILING DETAIL DWG GROUND FLOOR

DATE OF ISSUE: 14.04.2026	SCALE: N.T.S.	DRAWING NO. DWG: 01	DRAWN BY: NEHAL
		REV NO : 01	CHECKED BY: S.S.

3A,PREMCHAND HOUSE
OLD HIGH COURT RD
OPP SALES INDIA,
ASHRAM ROAD,
INCOME TAX.

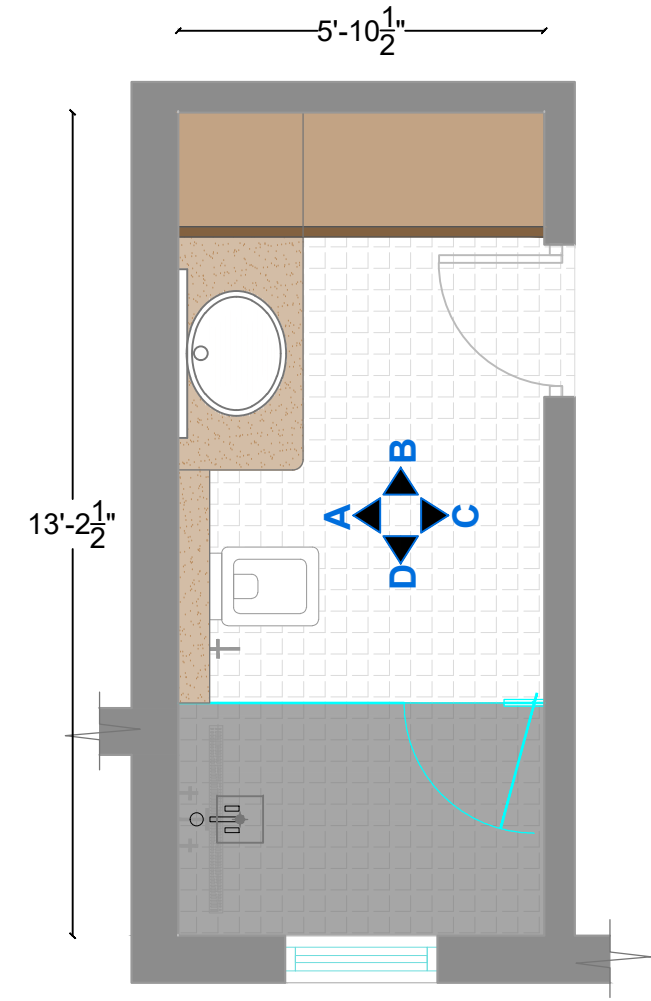


ELEVATION A

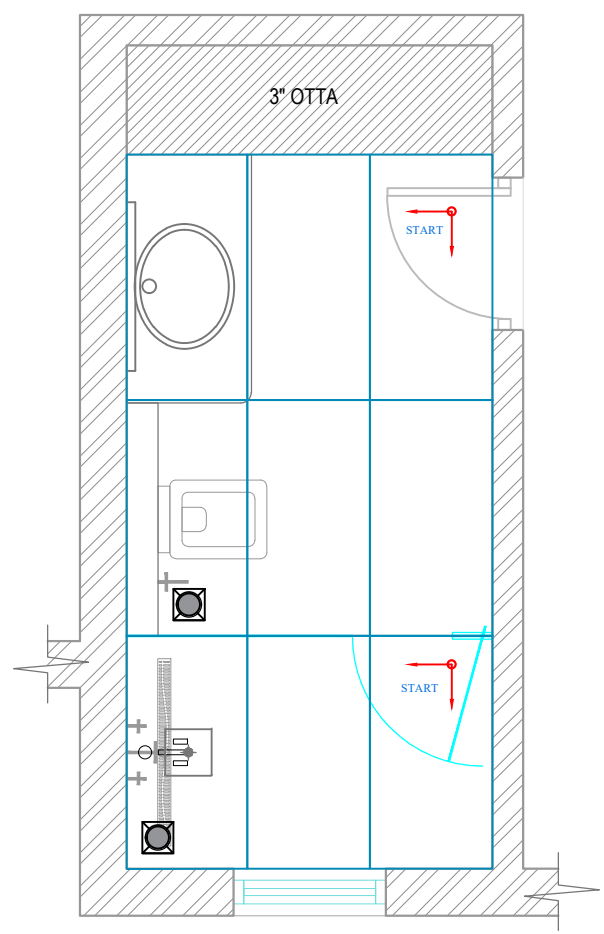
ELEVATION B

ELEVATION C

ELEVATION D



PLAN



FLOORING

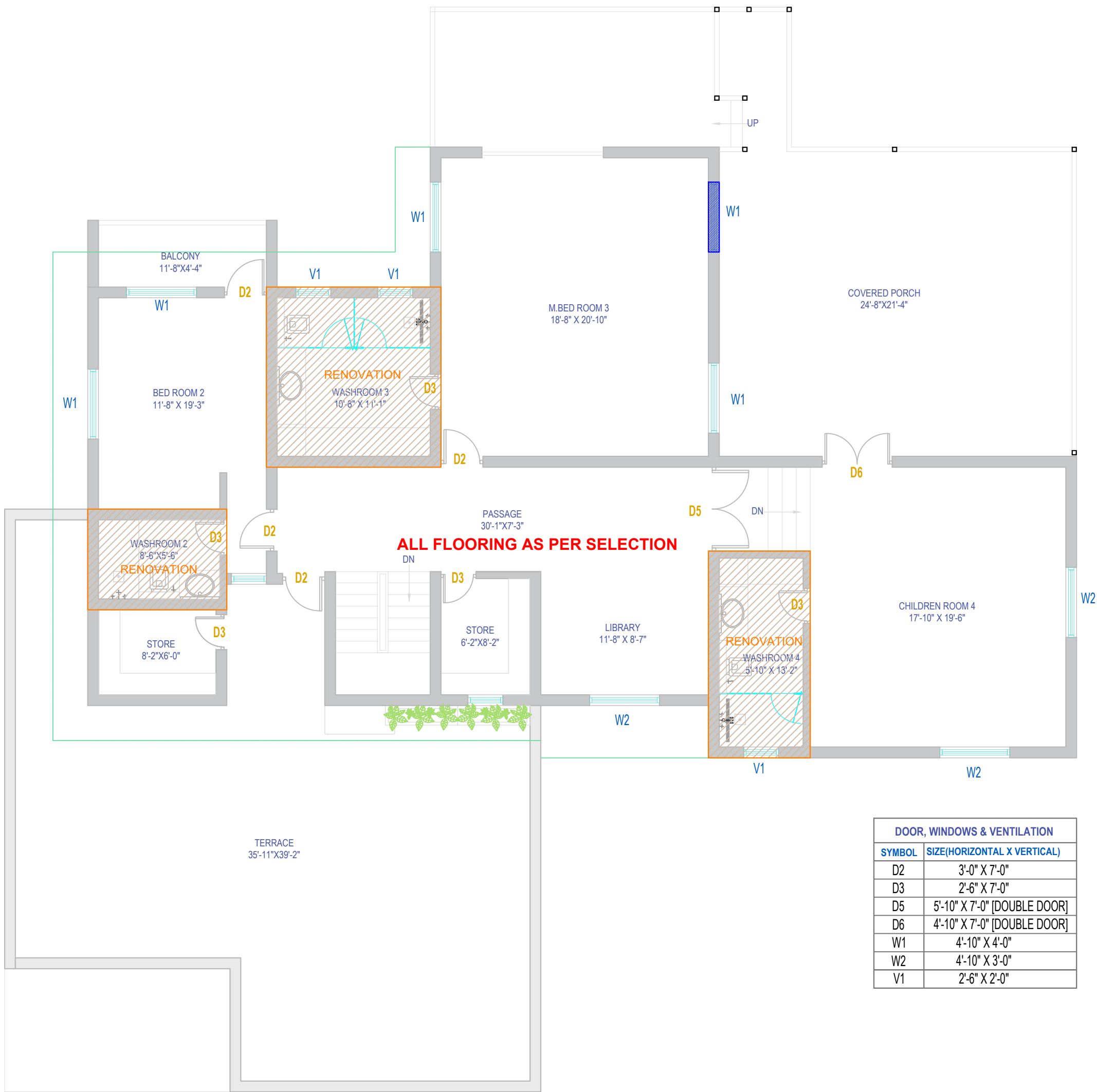
TILE SIZE [1200 X 600]	COMPANY NAME: MARFIL
DADO - 1 MATT	SELECTION
HIGHLIGHTER - 2 STONE PUNCH	

COMPANY NAME: JAQUAR		
SELECTION		

GENERAL NOTES :

- all dimensions are in feet.
- the information contained in this drawing is the property of the architects and is not for publication. the information is issued on the understanding that no part thereof shall be copied or communicated to a third party without authorization in writing from the architects.
- written dimensions are to be followed. the drawing is not to be scaled.
- any discrepancy in the drawing should be brought to the notice of the architects immediately, and prior to commencing any work from this drawing.
- any addition or alteration to this drawing should not be made without the written consent of the architects.
- all work shall be executed in accordance with the best practices to relevant Indian standard codes of practice.
- construction from these drawing is subject to all statutory approvals.
- this drawing must be read in conjunction with other architectural, structural, interior, landscape and utility drawings.
- indicated all levels are unfinished.
- contractor & engineer shall check & verify all dimensions & lvl. before execution of the work.

PROJECT TITLE: GNFC BUNGALOW			
DRAWING TITLE: CHILDREN WASHROOM 4 ELEVATION			
DATE OF ISSUE: 24.04.2026	SCALE: N.T.S.	DRAWING NO. DWG: 05	CHECKED BY: ANKITA
		REV NO : 01	CHECKED BY: S.S.
		3A,PREMCHAND HOUSE OLD HIGH COURT RD OPP SALES INDIA, ASHRAM ROAD, INCOME TAX.	



DOOR, WINDOWS & VENTILATION	
SYMBOL	SIZE(HORIZONTAL X VERTICAL)
D2	3'-0" X 7'-0"
D3	2'-6" X 7'-0"
D5	5'-10" X 7'-0" [DOUBLE DOOR]
D6	4'-10" X 7'-0" [DOUBLE DOOR]
W1	4'-10" X 4'-0"
W2	4'-10" X 3'-0"
V1	2'-6" X 2'-0"

GENERAL NOTES :

- all dimensions are in feet.
- the information contained in this drawing is the property of the architects and is not for publication. the information is issued on the understanding that no part thereof shall be copied or communicated to a third party without authorization in writing from the architects.
- written dimensions are to be followed. the drawing is not to be scaled.
- any discrepancy in the drawing should be brought to the notice of the architects immediately, and prior to commencing any work from this drawing.
- any addition or alteration to this drawing should not be made without the written consent of the architects.
- all work shall be executed in accordance with the best practices to relevant Indian standard codes of practice.
- construction from these drawing is subject to all statutory approvals.
- this drawing must be read in conjunction with other architectural,structural, interior, landscape and utility drawings.
- indicated all levels are unfinished.
- contractor & engineer shall check & verify all dimensions & lvl.before execution of the work.

NOTES :

	EXISTING WALLS
	TO BE DEMOLISHED
	CONSTRUCTION WALLS

PROJECT TITLE:

GNFC BUNGALOW

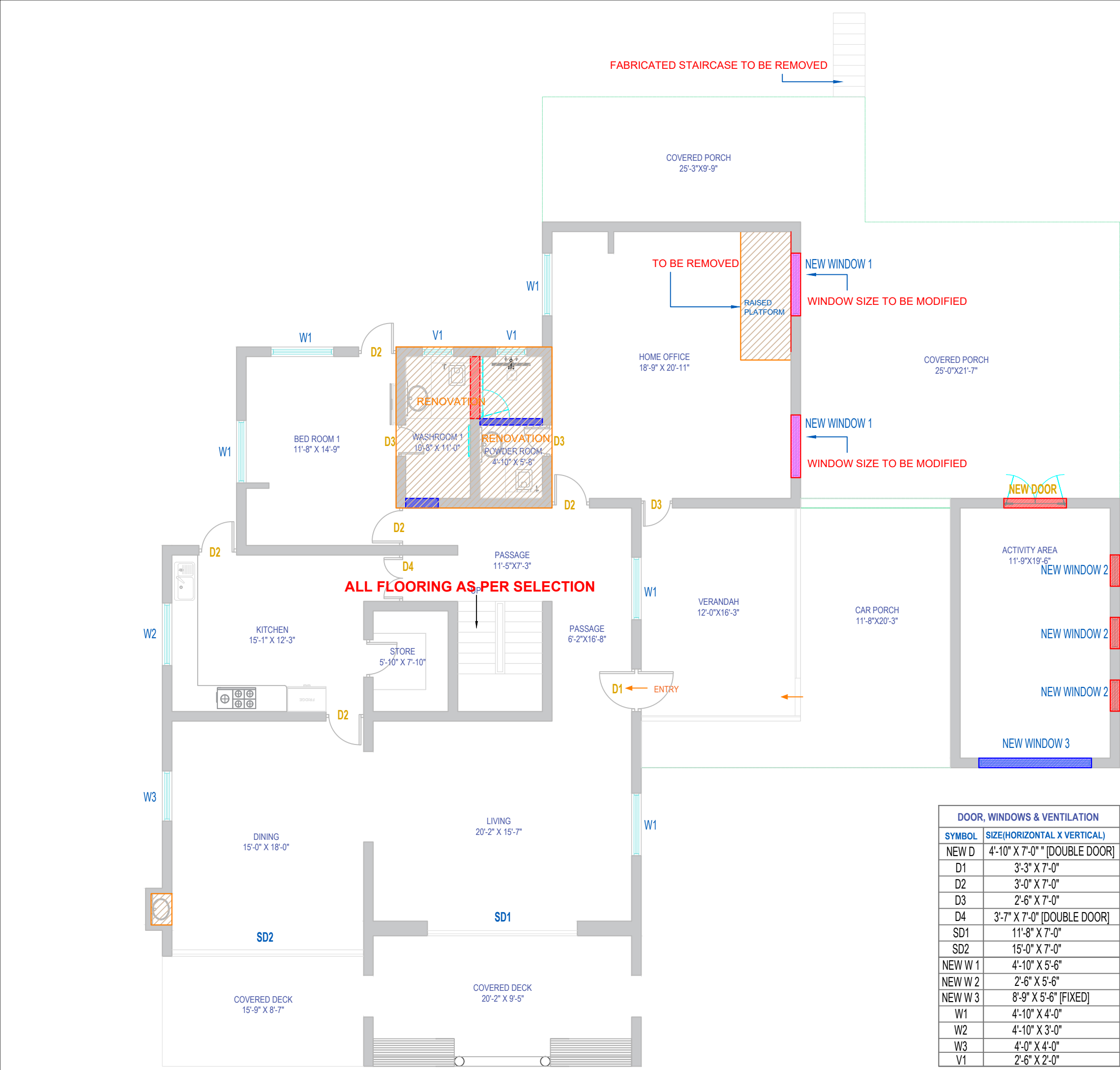
DRAWING TITLE:

CIVIL DWG FIRST FLOOR

DATE OF ISSUE:	SCALE:	DRAWING NO:	DRAWN BY:
06.04.2026	N.T.S.	DWG: 02	ANKITA
		REV NO : 01	CHECKED BY: S.S.



3A,PREMCHAND HOUSE
OLD HIGH COURT RD
OPP SALES INDIA,
ASHRAM ROAD,
INCOME TAX.



GENERAL NOTES :

- all dimensions are in feet.
- the information contained in this drawing is the property of the architects and is not for publication. the information is issued on the understanding that no part thereof shall be copied or communicated to a third party without authorization in writing from the architects.
- written dimensions are to be followed. the drawing is not to be scaled.
- any discrepancy in the drawing should be brought to the notice of the architects immediately, and prior to commencing any work from this drawing.
- any addition or alteration to this drawing should not be made without the written consent of the architects.
- all work shall be executed in accordance with the best practices to relevant Indian standard codes of practice.
- construction from these drawing is subject to all statutory approvals.
- this drawing must be read in conjunction with other architectural, structural, interior, landscape and utility drawings.
- indicated all levels are unfinished.
- contractor & engineer shall check & verify all dimensions & lvl. before execution of the work.

NOTES :

- EXISTING WALLS
- TO BE DEMOLISHED
- CONSTRUCTION WALLS

PROJECT TITLE:

GNFC BUNGALOW

DRAWING TITLE:

CIVIL DWG GROUND FLOOR

DATE OF ISSUE:
03.04.2026

SCALE:
N.T.S.

DRAWING NO.
DWG: 01

DRAWN BY:
ANKITA

REV NO :
00

CHECKED BY:
S.S.



3A,PREMCHAND HOUSE
OLD HIGH COURT RD
OPP SALES INDIA,
ASHRAM ROAD,
INCOME TAX.



FIRST FLOOR

GENERAL NOTES :

- all dimensions are in feet.
- the information contained in this drawing is the property of the architects and is not for publication. the information is issued on the understanding that no part thereof shall be copied or communicated to a third party without authorization in writing from the architects.
- written dimensions are to be followed. the drawing is not to be scaled.
- any discrepancy in the drawing should be brought to the notice of the architects immediately, and prior to commencing any work from this drawing.
- any addition or alteration to this drawing should not be made without the written consent of the architects.
- all work shall be executed in accordance with the best practices to relevant Indian standard codes of practice.
- construction from these drawing is subject to all statutory approvals.
- this drawing must be read in conjunction with other architectural, structural, interior, landscape and utility drawings.
- indicated all levels are unfinished.
- contractor & engineer shall check & verify all dimensions & lvl. before execution of the work.

SCHEDULE

DOOR	NO.	LENGTH	SILL	LINTEL
D1	4	3'-0"	FF	7'-0"
D2	5	2'-6"	FF	7'-0"
D4	1	5'-10"	FF	7'-0"
D5	1	4'-10"	FF	7'-0"

SLIDING DOOR	NO.	LENGTH	SILL	LINTEL
SD3	1	8'-6"	FF	7'-0"

WINDOW	NO.	LENGTH	SILL	LINTEL
W1	4	4'-10"	3'-0"	7'-0"
W2	3	4'-10"	4'-0"	7'-0"

VENTILATION	NO.	LENGTH	SILL	LINTEL
V1	4	2'-6"	5'-0"	7'-0"

PROJECT TITLE:

GNFC BUNGALOW

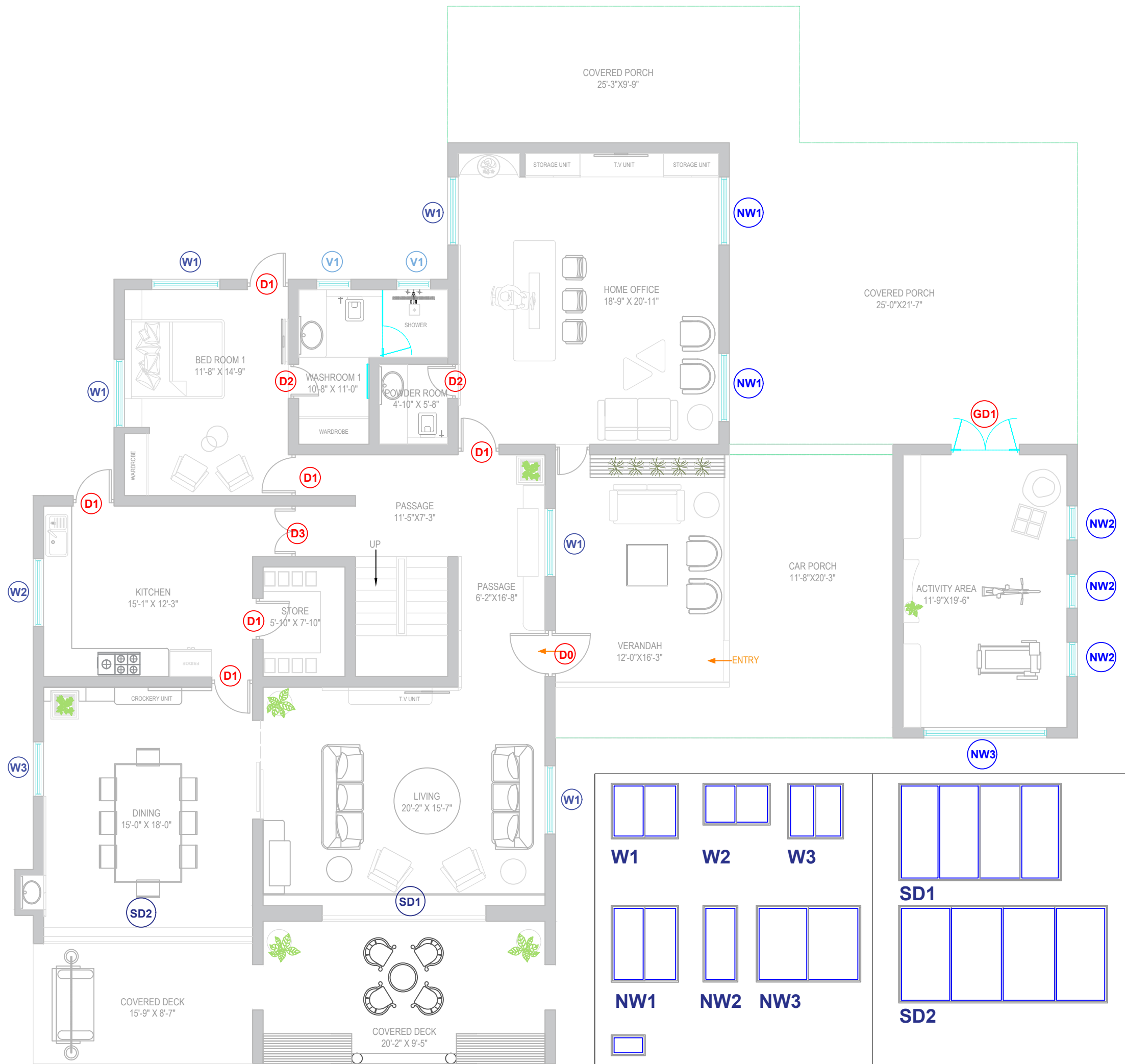
DRAWING TITLE:

DOOR & WIN SCHEDULE - GROUND FLOOR

DATE OF ISSUE:	SCALE:	DRAWING NO.	DRAWN BY:
23.04.2026	N.T.S.	DWG: 02	ANKITA
		REV NO :	CHECKED BY:
		01	S.S.



3A,PREMCHAND HOUSE
OLD HIGH COURT RD
OPP SALES INDIA,
ASHRAM ROAD,
INCOME TAX.



GROUND FLOOR

GENERAL NOTES :

- all dimensions are in feet.
- the information contained in this drawing is the property of the architects and is not for publication. the information is issued on the understanding that no part thereof shall be copied or communicated to a third party without authorization in writing from the architects.
- written dimensions are to be followed. the drawing is not to be scaled.
- any discrepancy in the drawing should be brought to the notice of the architects immediately, and prior to commencing any work from this drawing.
- any addition or alteration to this drawing should not be made without the written consent of the architects.
- all work shall be executed in accordance with the best practices to relevant Indian standard codes of practice.
- construction from these drawing is subject to all statutory approvals.
- this drawing must be read in conjunction with other architectural, structural, interior, landscape and utility drawings.
- indicated all levels are unfinished.
- contractor & engineer shall check & verify all dimensions & lvl. before execution of the work.

SCHEDULE

DOOR	NO.	LENGTH	SILL	LINTEL
D0	1	3'-3"	FF	7'-0"
D1	6	3'-0"	FF	7'-0"
D2	2	2'-6"	FF	7'-0"
D3	1	3'-7"	FF	7'-0"

GLASS DOOR	NO.	LENGTH	SILL	LINTEL
GD1	1	4'-10"	FF	7'-0"

SLIDING DOOR	NO.	LENGTH	SILL	LINTEL
SD1	1	11'-8"	FF	7'-0"
SD2	1	15'-0"	FF	7'-0"

WINDOW	NO.	LENGTH	SILL	LINTEL
W1	5	4'-10"	3'-0"	7'-0"
W2	1	4'-10"	4'-0"	7'-0"
W3	1	4'-0"	3'-0"	7'-0"

NW1	2	4'-10"	18"	7'-0"
NW2	3	2'-6"	18"	7'-0"
NW3	1	7'-6"	18"	7'-0"

VENTILATION	NO.	LENGTH	SILL	LINTEL
V1	2	2'-6"	5'-0"	7'-0"

PROJECT TITLE:

GNFC BUNGALOW




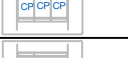








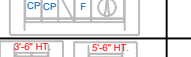








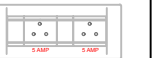

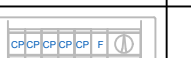







DRAWING TITLE:
























DOOR & WIN SCHEDULE - GROUND FLOOR

DATE OF ISSUE:	SCALE:	DRAWING NO.:	DRAWN BY:
23.04.2026	N.T.S.	DWG: 01	ANKITA
		REV NO.:	CHECKED BY:
		01	S.S.



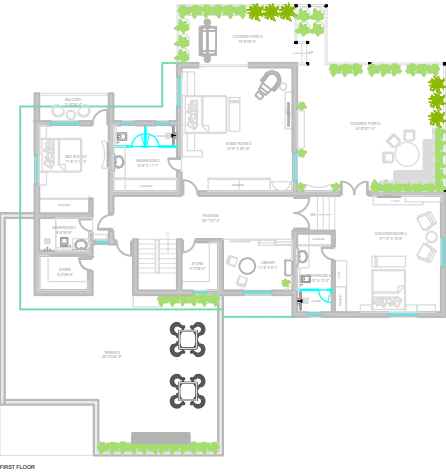
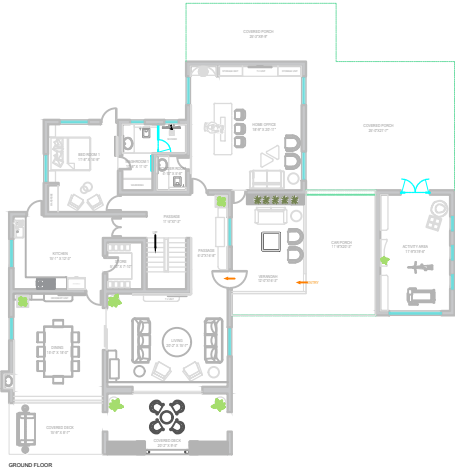
3A,PREMCHAND HOUSE
OLD HIGH COURT RD
OPP SALES INDIA,
ASHRAM ROAD,
INCOME TAX.

SWITCH BOARD SCHEDULE (GF)				
NOTE: ALL SWITCH BOARD BOTTOM HT. TO BE CONSIDER AFTER FLOOR FINISH LEVEL				
NO	LOCATION	MODULAR	SWITCH BOARD	SWITCH BOARD BOTTOM HT.
SB0	VERANDAH	1		3'-6" HT.
SB1	VERANDAH	6		3'-6" HT.
SB2	PASSAGE	4		3'-6" HT.
SB3	HOME OFFICE	3		3'-6" HT.
SB4	HOME OFFICE	3		2'-0" HT.
SB5	HOME OFFICE	8		3'-6" HT.
SB6	POWDER ROOM	6		3'-6" HT.
SB7	PASSAGE	2		3'-6" HT.
SB8	BEDROOM 1	2		3'-6" HT.
SB9	BEDROOM 1 W/C	3		3'-6" HT.
SB10	BEDROOM 1 W/C	6		3'-6" HT.
SB11	BEDROOM 1	6		2'-0" HT.
SB12	BEDROOM 1	8		2'-0" HT.
SB13	KITCHEN	6		3'-6" HT.
SB14	KITCHEN	2		S.B 3'-6" HT. AMP 5'-6" HT.
SB15(A)	KITCHEN	6		3'-6" HT.
SB15(B)	KITCHEN	2		S.B 3'-6" HT. AMP 5'-6" HT.
SB15(C)	KITCHEN	2		3'-6" HT.
SB15(D)	STORE	2		3'-6" HT.
SB16	DINING	6		3'-6" HT.
SB17	DINING	6		3'-6" HT.
SB18	COVERED DECK	6		3'-6" HT.
SB19	COVERED DECK	6		3'-6" HT.
SB20	LIVING ROOM	6		3'-6" HT.
SB21	LIVING ROOM	3		2'-0" HT.
SB22	M. BEDROOM 1	8		3'-6" HT.
SB23	CAR PORCH	2		3'-6" HT.
SB24	CAR PORCH	3		3'-6" HT.
SB25	ACTIVITY AREA	6		3'-6" HT.
SB26	ACTIVITY AREA	6		3'-6" HT.
SB27	ACTIVITY AREA	3		3'-6" HT.

SWITCH BOARD SCHEDULE (FF)				
NOTE: ALL SWITCH BOARD BOTTOM HT. TO BE CONSIDER AFTER FLOOR FINISH LEVEL				
NO	LOCATION	MODULAR	SWITCH BOARD	SWITCH BOARD BOTTOM HT.
SB28	PASSAGE (FF)	2		3'-6" HT.
SB29	STORE ROOM (FF)	2		3'-6" HT.
SB30	LIBRARY	6		3'-6" HT.
SB31	CHILDREN ROOM	4		3'-6" HT.
SB32	CHILDREN ROOM & ITS WASHROOM	4		3'-6" HT.
SB33	CHILDREN ROOM & ITS WASHROOM	4		3'-6" HT.
SB34	CHILDREN ROOM	8		2'-0" HT.
SB35	CHILDREN ROOM	6		2'-0" HT.
SB36	COVERED PORCH	4		3'-6" HT.
SB37	COVERED PORCH	8		3'-6" HT.
SB38	M.BEDROOM ROOM	3		3'-6" HT.
SB39	COVERED PORCH	6		3'-6" HT.
SB40	M.BEDROOM ROOM	6		2'-0" HT.
SB41	M.BEDROOM ROOM	8		2'-0" HT.
SB42	M.BEDROOM ROOM ITS WASHROOM	8		3'-6" HT.
SB43	M.BEDROOM ROOM ITS WASHROOM	2		3'-6" HT.
SB44	BEDROOM 2	4		3'-6" HT.
SB45	BEDROOM 2	2		3'-6" HT.
SB46	BEDROOM 2	6		2'-0" HT.
SB47	BEDROOM 2	8		2'-0" HT.
SB48	BEDROOM 2 ITS WASHROOM	8		3'-6" HT.
SB49	TERRACE	4		3'-6" HT.
SB50	STORE ROOM	2		3'-6" HT.

NOTE: TOTAL SB NO : 54

- GENERAL NOTES :**
- all dimensions are in feet.
 - the information contained in this drawing is the property of the architects and is not for publication. the information is issued on the understanding that no part thereof shall be copied or communicated to a third party without authorization in writing from the architects.
 - written dimensions are to be followed. the drawing is not to be scaled.
 - any discrepancy in the drawing should be brought to the notice of the architects immediately, and prior to commencing any work from this drawing.
 - any addition or alteration to this drawing should not be made without the written consent of the architects.
 - all work shall be executed in accordance with the best practices to relevant Indian standard codes of practice.
 - construction from these drawing is subject to all statutory approvals.
 - this drawing must be read in conjunction with other architectural,structural, interior, landscape and utility drawings.
 - indicated all levels are unfinished.
 - contractor & engineer shall check & verify all dimensions & lvl.before execution of the work.



PROJECT TITLE: GNFC BUNGALOW			
DRAWING TITLE: ELECTRICAL SWITCHBOARD FOR (GF & FF)			
DATE OF ISSUE: 23.04.2026	SCALE: N.T.S.	DRAWING NO. DWG: 03	DRAWN BY: NEHAL
		REV NO : 00	CHECKED BY: S.S.
		3A,PREMCHAND HOUSE OLD HIGH COURT RD OPP SALES INDIA, ASHRAM ROAD, INCOME TAX.	



FIRST FLOOR

GENERAL NOTES :

1. all dimensions are in feet.
2. the information contained in this drawing is the property of the architects and is not for publication. the information is issued on the understanding that no part thereof shall be copied or communicated to a third party without authorization in writing from the architects.
3. written dimensions are to be followed. the drawing is not to be scaled.
4. any discrepancy in the drawing should be brought to the notice of the architects immediately, and prior to commencing any work from this drawing.
5. any addition or alteration to this drawing should not be made without the written consent of the architects.
6. all work shall be executed in accordance with the best practices to relevant Indian standard codes of practice.
7. construction from these drawing is subject to all statutory approvals.
8. this drawing must be read in conjunction with other architectural, structural, interior, landscape and utility drawings.
9. indicated all levels are unfinished.
10. contractor & engineer shall check & verify all dimensions & lvl. before execution of the work.

F.F ELECTRICAL LEGEND

SYMBOL	NAME	QUNATITY
	MAIN DISTRIBUTION BOARD	-
	BELL	-
	LIGHT POINT	64
	SURFACE LIGHT POINT	16
	WALL POINT	6
	ONE WAY LINE	-
	TWO WAY LINE	-
	STRIP LIGHT POINT	DRAWING & M.BEDROOM
	GENERAL S.BOARD [S.B. BOTTOM HT. MENTIONED]	23
	PLUG POINT [ALL POINTS WILL 6" ABOVE FINISH FLOOR LINE]	03
	WI-FI ROUTER	01
	T.V S.BOARD [SB HT AS PER FUR ELE]	03
	15 AMP POINT	3
	5 AMP POINT	11
	CEILING FAN	07
	EXHAUST FAN	03

PROJECT TITLE:

GNFC BUNGALOW

DRAWING TITLE:

ELECTRICAL WIRING DWG FIRST FLOOR

DATE OF ISSUE:	SCALE:	DRAWING NO.	DRAWN BY:
22.04.2026	N.T.S.	DWG: 02	NEHAL
		REV NO :	CHECKED BY:
		01	S.S.



3A,PREMCHAND HOUSE
OLD HIGH COURT RD
OPP SALES INDIA,
ASHRAM ROAD,
INCOME TAX.



GENERAL NOTES :

1. all dimensions are in feet.
2. the information contained in this drawing is the property of the architects and is not for publication. the information is issued on the understanding that no part thereof shall be copied or communicated to a third party without authorization in writing from the architects.
3. written dimensions are to be followed. the drawing is not to be scaled.
4. any discrepancy in the drawing should be brought to the notice of the architects immediately, and prior to commencing any work from this drawing.
5. any addition or alteration to this drawing should not be made without the written consent of the architects.
6. all work shall be executed in accordance with the best practices to relevant Indian standard codes of practice.
7. construction from these drawing is subject to all statutory approvals.
8. this drawing must be read in conjunction with other architectural, structural, interior, landscape and utility drawings.
9. indicated all levels are unfinished.
10. contractor & engineer shall check & verify all dimensions & lvl. before execution of the work.

G.F ELECTRICAL LEGEND

SYMBOLE	NAME	QUNATITY
	MAIN DISTRIBUTION BOARD	01
	BELL	02
	LIGHT POINT	98
	SURFACE LIGHT POINT	35
	WALL POINT	3
	ONE WAY LINE	-
	TWO WAY LINE	-
	STRIP LIGHT POINT	DRAWING & M.BEDROOM
	GENERAL S.BOARD [S.B. BOTTOM HT. MENTIONED]	30
	PLUG POINT [ALL POINTS WILL 6" ABOVE FINISH FLOOR LINE]	06
	WI-FI ROUTER	01
	T.V. S.BOARD [SB HT AS PER FUR ELE]	03
	SB A AS PER FUR HT SB B TV POINT & SETUP BOX 4'-6" HT	-
	15 AMP POINT	11
	5 AMP POINT	12
	CEILING FAN	09
	EXHAUST FAN	02

PROJECT TITLE:

GNFC BUNGALOW

DRAWING TITLE:

ELECTRICAL WIRING DWG GROUND FLOOR

DATE OF ISSUE:	SCALE:	DRAWING NO.	DRAWN BY:
22.04.2026	N.T.S.	DWG: 01	NEHAL
		REV NO: 01	CHECKED BY: S.S.



3A,PREMCHAND HOUSE
OLD HIGH COURT RD
OPP SALES INDIA,
ASHRAM ROAD,
INCOME TAX.





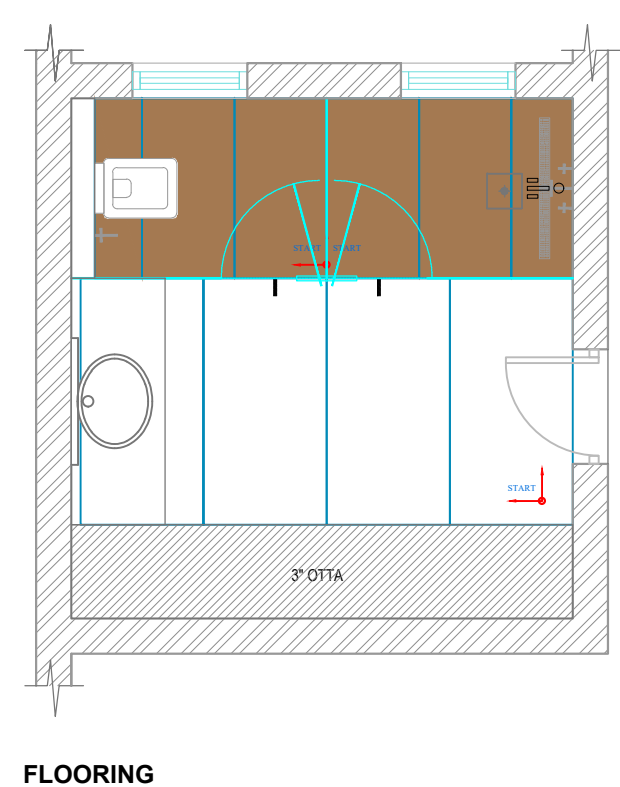
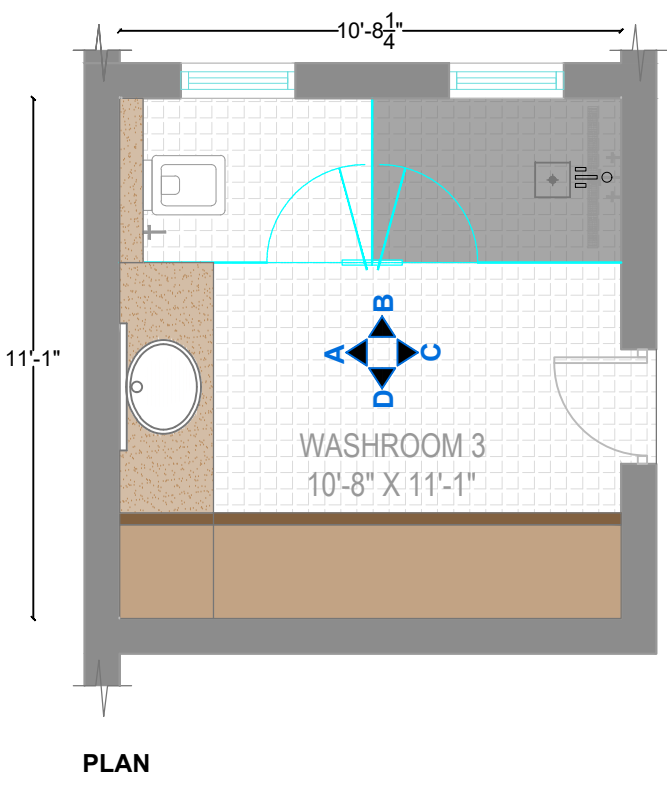
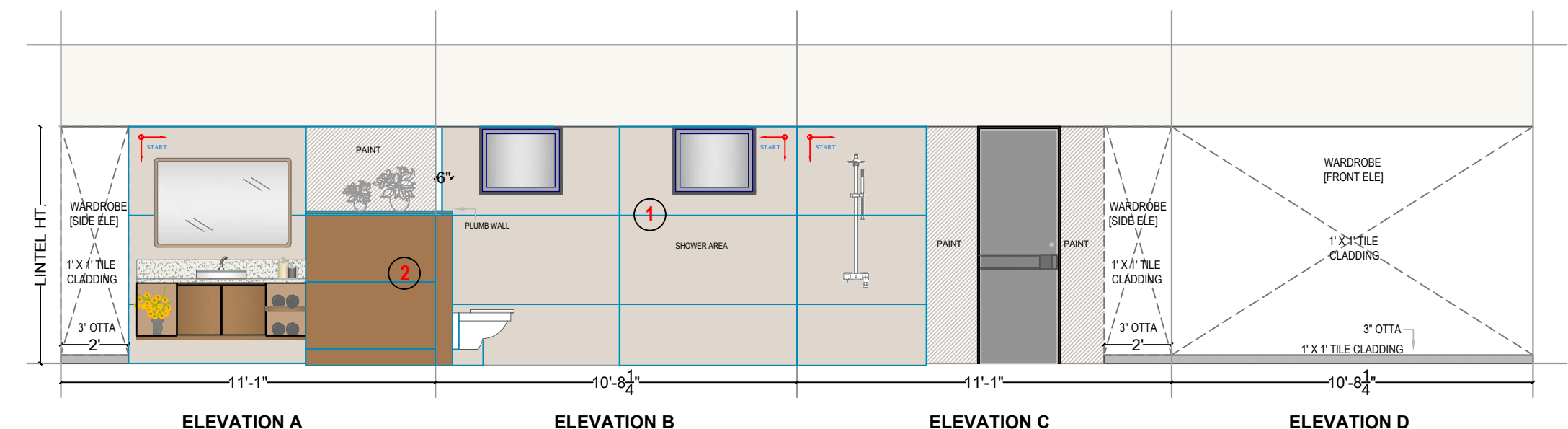
- GENERAL NOTES :**
- all dimensions are in feet.
 - the information contained in this drawing is the property of the architects and is not for publication. the information is issued on the understanding that no part thereof shall be copied or communicated to a third party without authorization in writing from the architects.
 - written dimensions are to be followed. the drawing is not to be scaled.
 - any discrepancy in the drawing should be brought to the notice of the architects immediately, and prior to commencing any work from this drawing.
 - any addition or alteration to this drawing should not be made without the written consent of the architects.
 - all work shall be executed in accordance with the best practices to relevant Indian standard codes of practice.
 - construction from these drawing is subject to all statutory approvals.
 - this drawing must be read in conjunction with other architectural, structural, interior, landscape and utility drawings.
 - indicated all levels are unfinished.
 - contractor & engineer shall check & verify all dimensions & lvl. before execution of the work.

PROJECT TITLE: BUNGALOW		
DRAWING TITLE: SPACE PLANNING - FIRST FLOOR		
SCALE: N.T.S.	DATE: 28.01.2026	DRAWN BY: ANKITA
OPTION-3 DWG: 01		CHECKED BY: S.S.
		3A,PREMCHAND HOUSE OLD HIGH COURT RD OPP SALES INDIA, ASHRAM ROAD, INCOME TAX.



- GENERAL NOTES :**
- all dimensions are in feet.
 - the information contained in this drawing is the property of the architects and is not for publication. the information is issued on the understanding that no part thereof shall be copied or communicated to a third party without authorization in writing from the architects.
 - written dimensions are to be followed. the drawing is not to be scaled.
 - any discrepancy in the drawing should be brought to the notice of the architects immediately, and prior to commencing any work from this drawing.
 - any addition or alteration to this drawing should not be made without the written consent of the architects.
 - all work shall be executed in accordance with the best practices to relevant Indian standard codes of practice.
 - construction from these drawing is subject to all statutory approvals.
 - this drawing must be read in conjunction with other architectural, structural, interior, landscape and utility drawings.
 - indicated all levels are unfinished.
 - contractor & engineer shall check & verify all dimensions & lvl. before execution of the work.

PROJECT TITLE: BUNGALOW		
DRAWING TITLE: SPACE PLANNING - GROUND FLOOR		
SCALE: N.T.S.	DATE: 28.01.2026	DRAWN BY: ANKITA
OPTION-3 DWG: 01		CHECKED BY: S.S.
		3A,PREMCHAND HOUSE OLD HIGH COURT RD OPP SALES INDIA, ASHRAM ROAD, INCOME TAX.

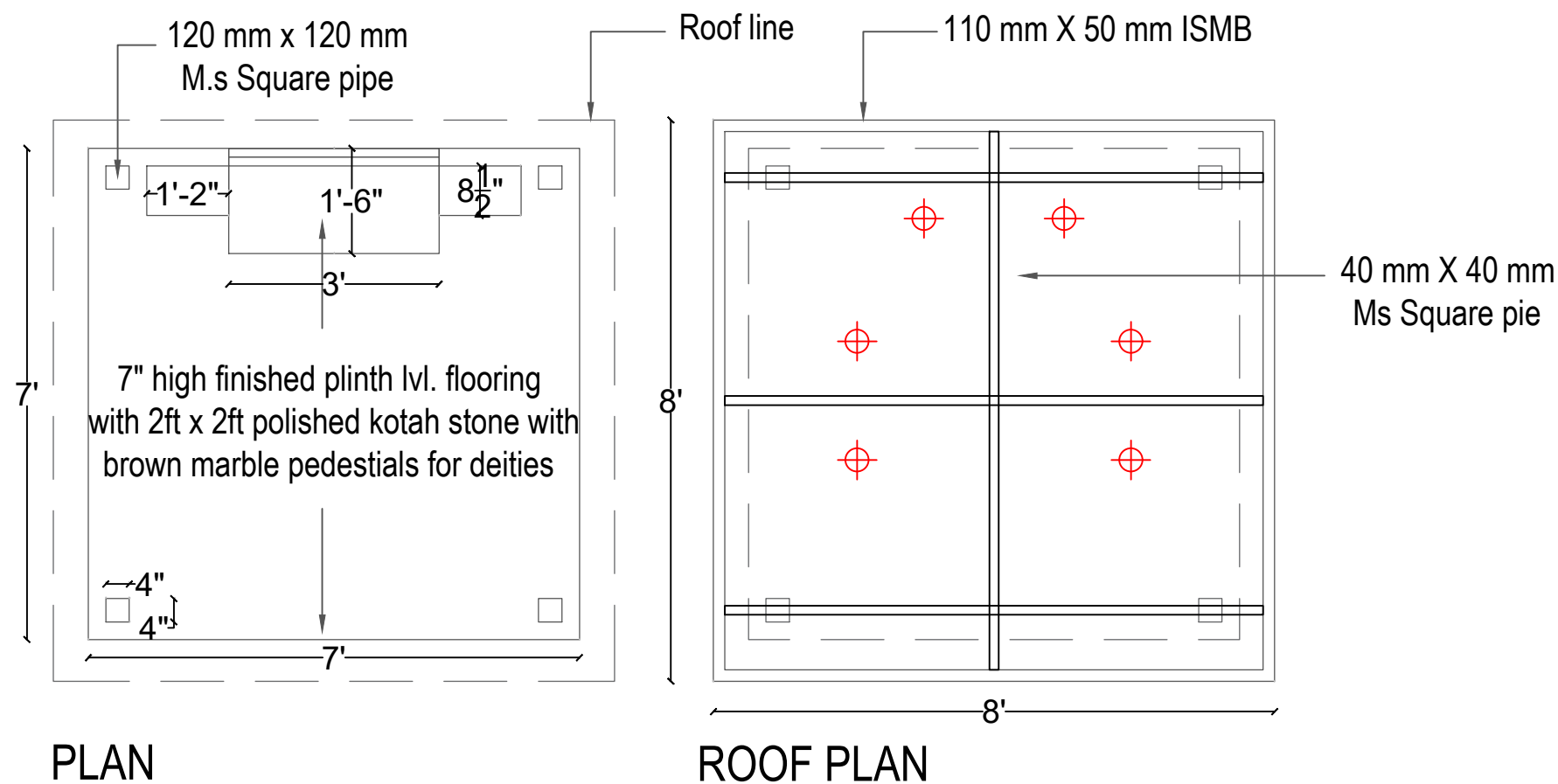
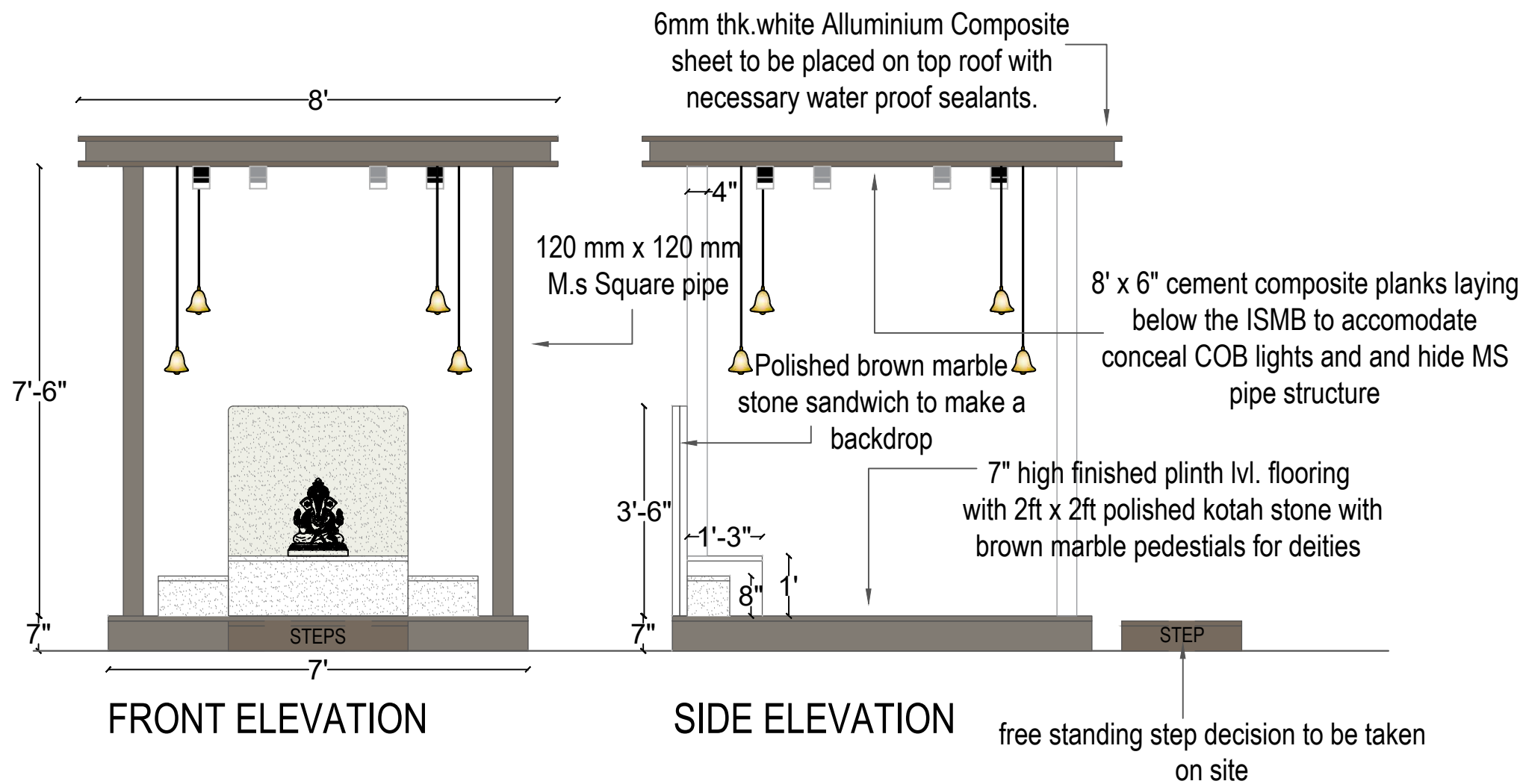


TILE SIZE - 800 X 1600	COMPANY NAME: BLUEGRESS
DADO & FLOORING - 1 POLISHED	SELECTION
HIGHLIGHTER [1200 x 600] - 2 MATT	

COMPANY NAME: JAQUAR
SELECTION
FLUSH PLATES

- GENERAL NOTES :**
- all dimensions are in feet.
 - the information contained in this drawing is the property of the architects and is not for publication. the information is issued on the understanding that no part thereof shall be copied or communicated to a third party without authorization in writing from the architects.
 - written dimensions are to be followed. the drawing is not to be scaled.
 - any discrepancy in the drawing should be brought to the notice of the architects immediately, and prior to commencing any work from this drawing.
 - any addition or alteration to this drawing should not be made without the written consent of the architects.
 - all work shall be executed in accordance with the best practices to relevant Indian standard codes of practice.
 - construction from these drawing is subject to all statutory approvals.
 - this drawing must be read in conjunction with other architectural, structural, interior, landscape and utility drawings.
 - indicated all levels are unfinished.
 - contractor & engineer shall check & verify all dimensions & lvl. before execution of the work.

PROJECT TITLE: GNFC BUNGALOW			
DRAWING TITLE: M.WASHROOM 3 ELEVATION			
DATE OF ISSUE: 22.04.2026	SCALE: N.T.S.	DRAWING NO. DWG: 04	CHECKED BY: ANKITA
		REV NO : 01	CHECKED BY: S.S.
		3A,PREMCHAND HOUSE OLD HIGH COURT RD OPP SALES INDIA, ASHRAM ROAD, INCOME TAX.	



Note: Decorative elements like bells & m.s screen to be added later after placement of existing deities on site.

GENERAL NOTES :

1. all dimensions are in feet.
2. the information contained in this drawing is the property of the architects and is not for publication. the information is issued on the understanding that no part thereof shall be copied or communicated to a third party without authorization in writing from the architects.
3. written dimensions are to be followed. the drawing is not to be scaled.
4. any discrepancy in the drawing should be brought to the notice of the architects immediately, and prior to commencing any work from this drawing.
5. any addition or alteration to this drawing should not be made without the written consent of the architects.
6. all work shall be executed in accordance with the best practices to relevant Indian standard codes of practice.
7. construction from these drawing is subject to all statutory approvals.
8. this drawing must be read in conjunction with other architectural, structural, interior, landscape and utility drawings.
9. indicated all levels are unfinished.
10. contractor & engineer shall check & verify all dimensions & lvl. before execution of the work.

PROJECT TITLE:

GNFC BUNGALOW

DRAWING TITLE:

OUTDOOR PUJA - GAZEBO

DATE OF ISSUE:
30.04.2026

SCALE:
N.T.S.

DRAWING NO.
DWG: 01

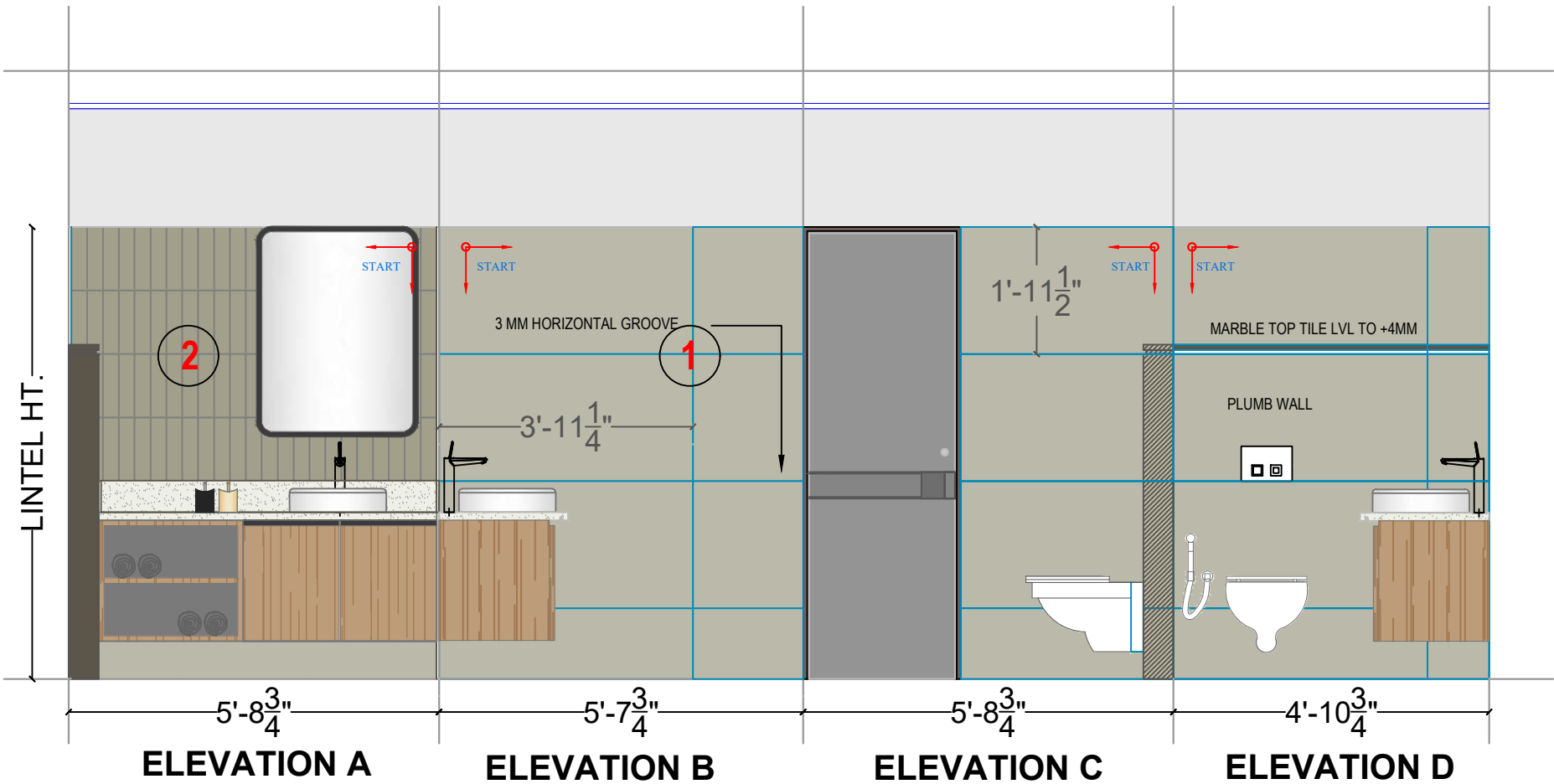
DRAWN BY:
ANKITA

REV NO :
01

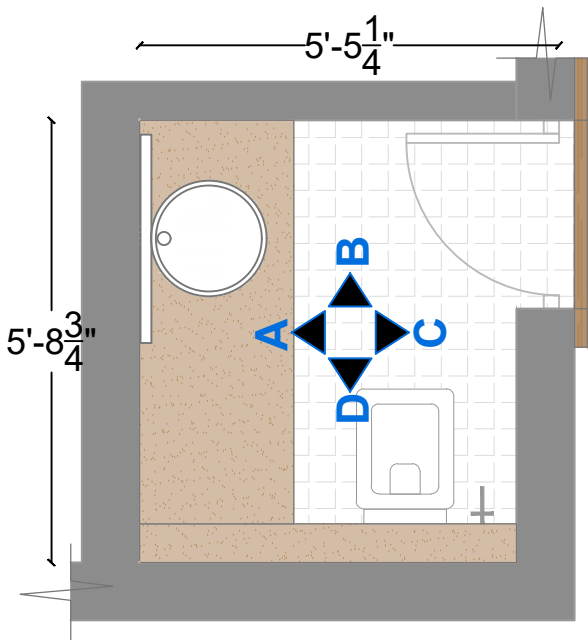
CHECKED BY:
S.S.

ROC>PILE

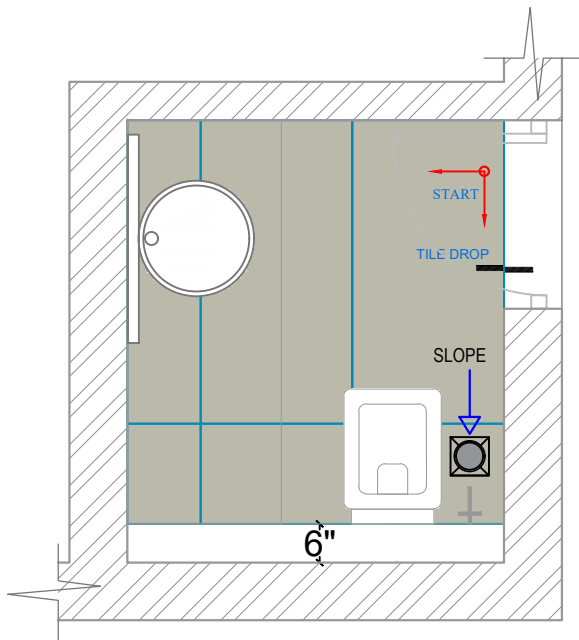
3A,PREMCHAND HOUSE
OLD HIGH COURT RD
OPP SALES INDIA,
ASHRAM ROAD,
INCOME TAX.



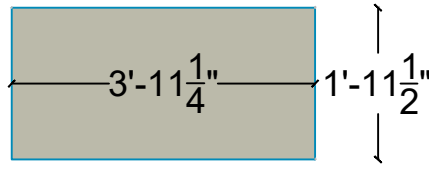


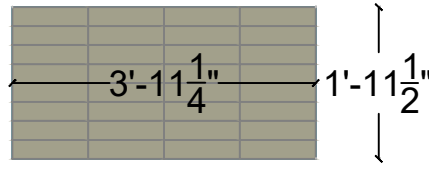
COMPANY NAME: JAQUAR	
SELECTION	
 CPS-1641-15503 This New Style Top Basin, Single Round, Size: 450x150x120 mm, Pw 7200.	 SANIPURE 450x150x120 mm, Pw 7200.
 LAGUNA SINGLE LEVER Basin LAD-CHR-91220NK Exposed Parts kit of Single Lever Basin Mixer Wall Mounted Consisting of Operating Lever, Cartridge Sleeve, Nipple, Spout & Two Wall Flanges (Compatible with ALD-233MPSD or ALD-233MPSD).	 FLUSH PLATES LCP-CHR-91240N Single Plate Lever, Pw 7200.
 LAD-CHR-91220NK Exposed Parts kit of Single Lever Basin Mixer Wall Mounted Consisting of Operating Lever, Cartridge Sleeve, Nipple, Spout & Two Wall Flanges (Compatible with ALD-233MPSD or ALD-233MPSD).	 ALD-CHR-91240N Single Plate Lever, Pw 7200.



PLAN



FLOORING

TILE SIZE [-1200 X 600]		COMPANY NAME: MARFIL	
DADO & FLOORING - 1 MATT		SELECTION	
 3'-11 1/4" x 1'-11 1/2"		 OLIVE MARFIL	 OLIVE
HIGHLIGHTER - 2 LINEA PUNCH		1	2
 3'-11 1/4" x 1'-11 1/2"			

GENERAL NOTES :

- all dimensions are in feet.
- the information contained in this drawing is the property of the architects and is not for publication. the information is issued on the understanding that no part thereof shall be copied or communicated to a third party without authorization in writing from the architects.
- written dimensions are to be followed. the drawing is not to be scaled.
- any discrepancy in the drawing should be brought to the notice of the architects immediately, and prior to commencing any work from this drawing.
- any addition or alteration to this drawing should not be made without the written consent of the architects.
- all work shall be executed in accordance with the best practices to relevant Indian standard codes of practice.
- construction from these drawing is subject to all statutory approvals.
- this drawing must be read in conjunction with other architectural, structural, interior, landscape and utility drawings.
- indicated all levels are unfinished.
- contractor & engineer shall check & verify all dimensions & lvl. before execution of the work.

PROJECT TITLE:

GNFC BUNGALOW

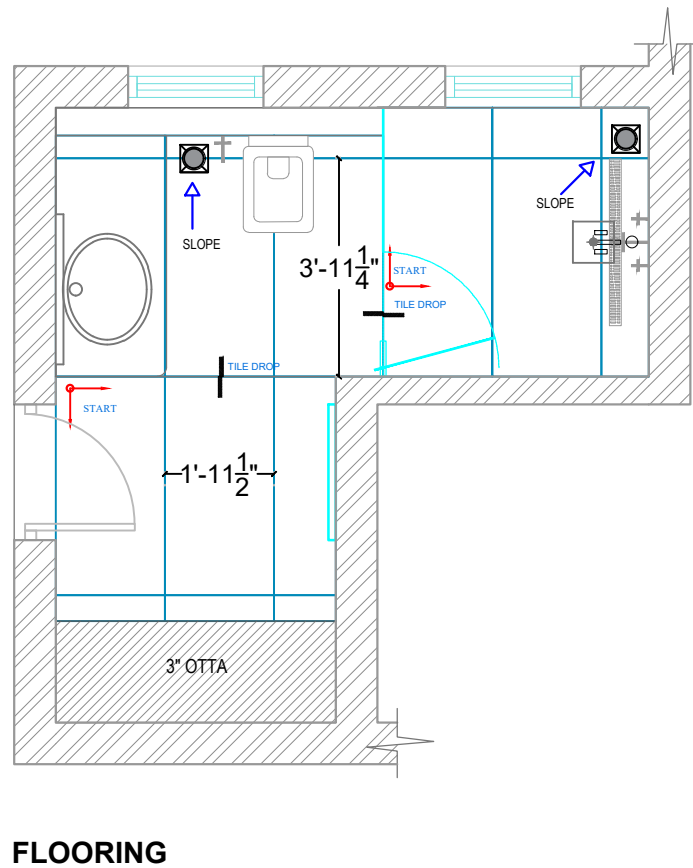
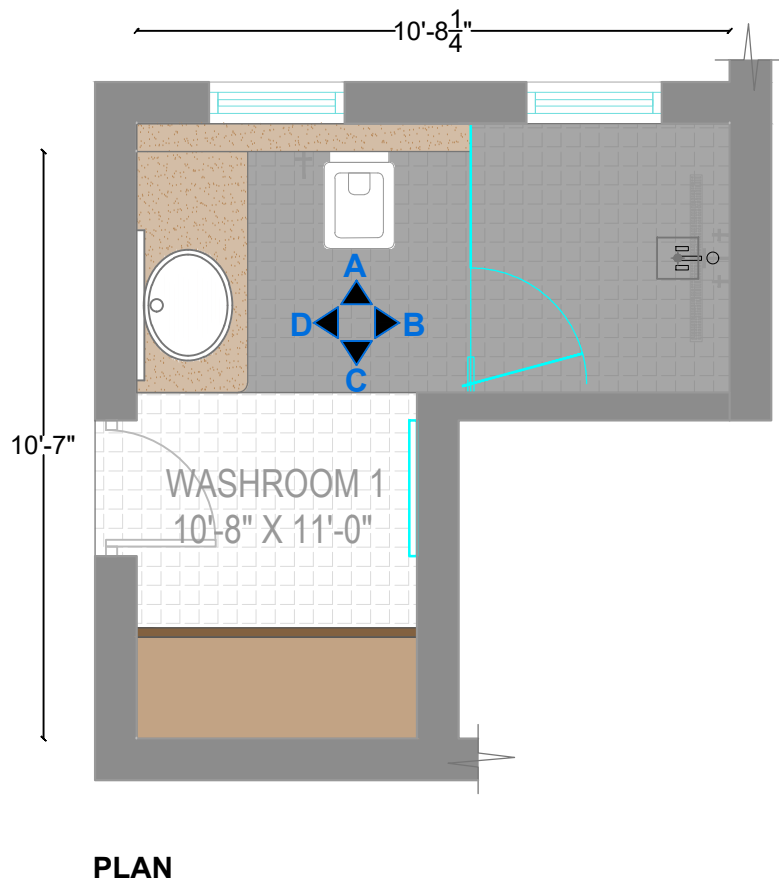
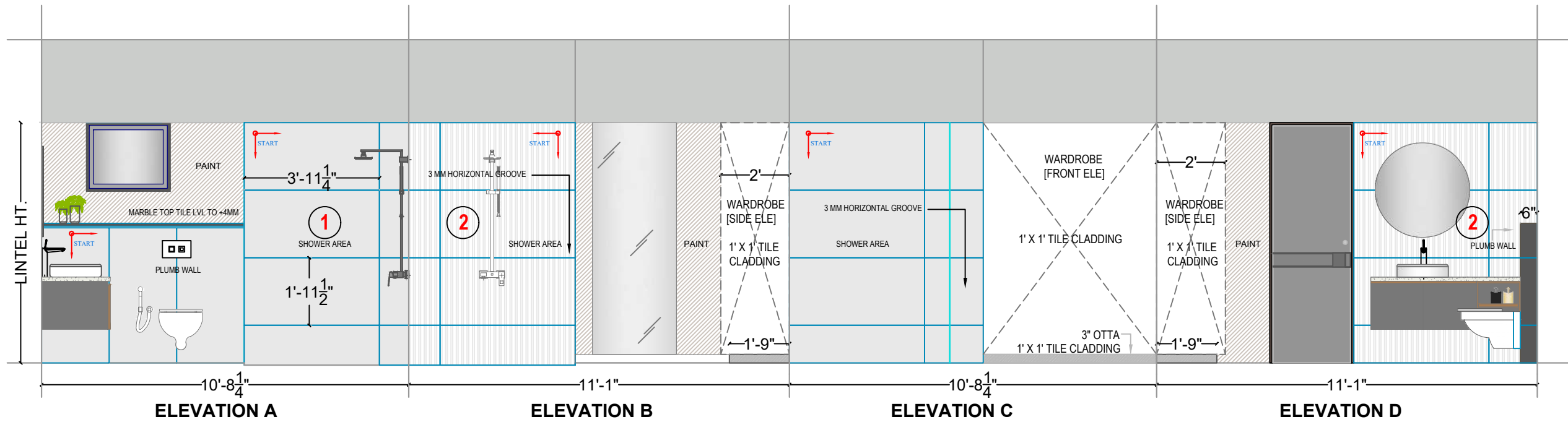
DRAWING TITLE:

POWDER WASHROOM ELEVATION

DATE OF ISSUE:	SCALE:	DRAWING NO.	CHECKED BY:
22.04.2026	N.T.S.	DWG: 01	ANKITA
		REV NO: 01	CHECKED BY: S.S.



3A,PREMCHAND HOUSE
OLD HIGH COURT RD
OPP SALES INDIA,
ASHRAM ROAD,
INCOME TAX.



TILE SIZE [1200 X 600]	COMPANY NAME: MARFIL	
DADO & FLOORING - 1 MATT	SELECTION	
HIGHLIGHTER - 2 LINEA PUNCH		

COMPANY NAME: JAQUAR		
SELECTION		

GENERAL NOTES :

- all dimensions are in feet.
- the information contained in this drawing is the property of the architects and is not for publication. the information is issued on the understanding that no part thereof shall be copied or communicated to a third party without authorization in writing from the architects.
- written dimensions are to be followed. the drawing is not to be scaled.
- any discrepancy in the drawing should be brought to the notice of the architects immediately, and prior to commencing any work from this drawing.
- any addition or alteration to this drawing should not be made without the written consent of the architects.
- all work shall be executed in accordance with the best practices to relevant Indian standard codes of practice.
- construction from these drawing is subject to all statutory approvals.
- this drawing must be read in conjunction with other architectural, structural, interior, landscape and utility drawings.
- indicated all levels are unfinished.
- contractor & engineer shall check & verify all dimensions & lvl. before execution of the work.

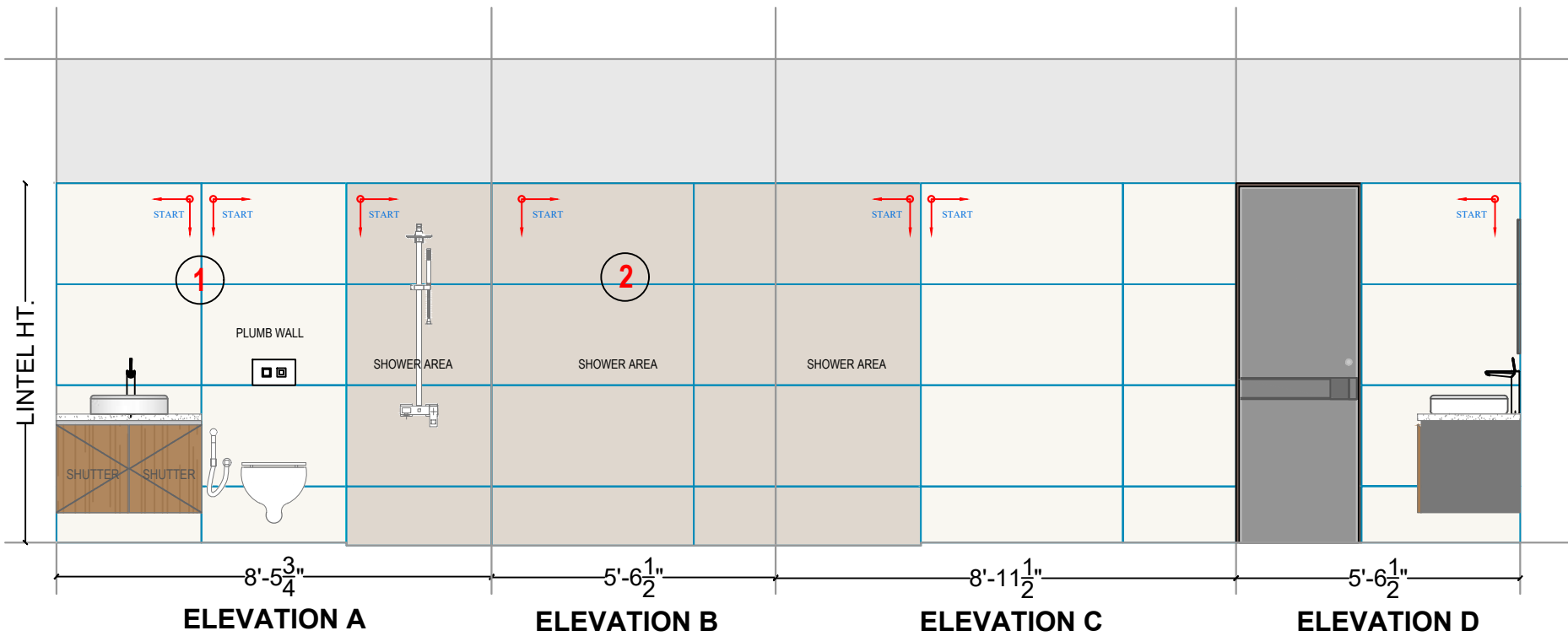
PROJECT TITLE:
GNFC BUNGALOW

DRAWING TITLE:
WASHROOM 1 ELEVATION

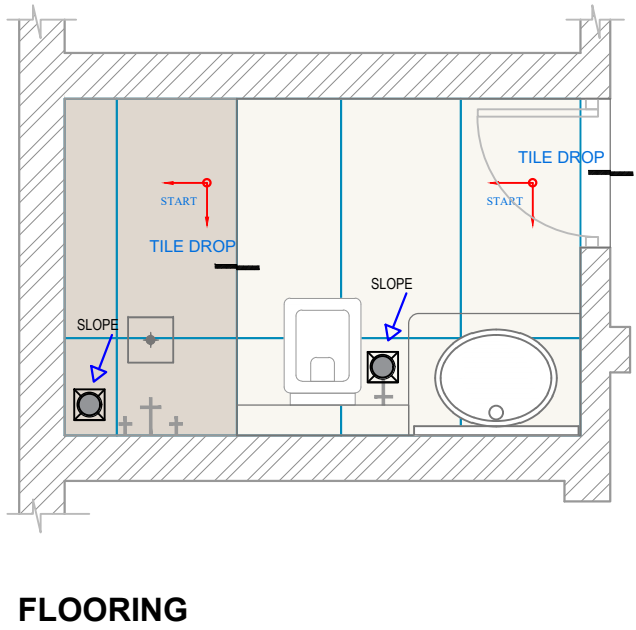
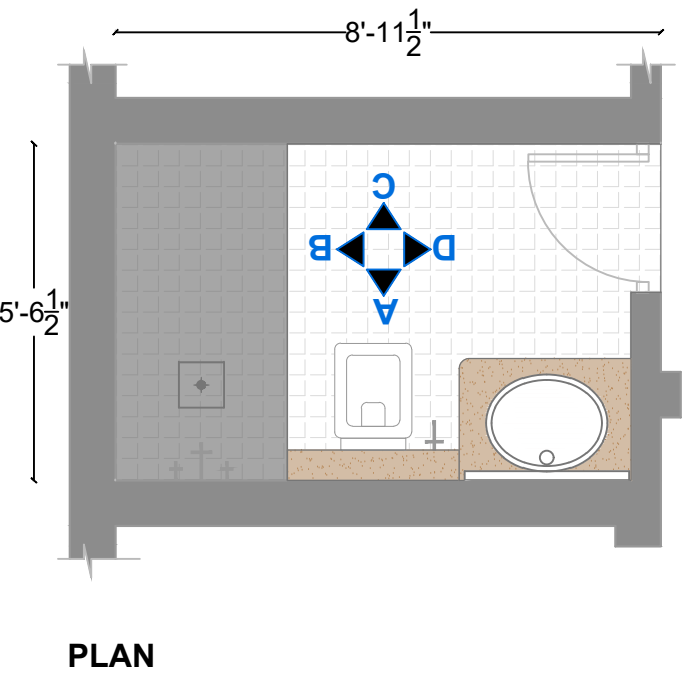
DATE OF ISSUE:	SCALE:	DRAWING NO.	CHECKED BY:
22.04.2026	N.T.S.	DWG: 02	ANKITA
		REV NO : 01	CHECKED BY: S.S.

3A,PREMCHAND HOUSE
OLD HIGH COURT RD
OPP SALES INDIA,
ASHRAM ROAD,
INCOME TAX.

ROC>PILE



COMPANY NAME: JAQUAR		
SELECTION		



TILE SIZE [1200 X 600]	COMPANY NAME: MARFIL	
DADO & FLOORING - 1 POLISHED	SELECTION	
HIGHLIGHTER - 2 MATT	SELECTION	

- GENERAL NOTES :**
- all dimensions are in feet.
 - the information contained in this drawing is the property of the architects and is not for publication. the information is issued on the understanding that no part thereof shall be copied or communicated to a third party without authorization in writing from the architects.
 - written dimensions are to be followed. the drawing is not to be scaled.
 - any discrepancy in the drawing should be brought to the notice of the architects immediately, and prior to commencing any work from this drawing.
 - any addition or alteration to this drawing should not be made without the written consent of the architects.
 - all work shall be executed in accordance with the best practices to relevant Indian standard codes of practice.
 - construction from these drawing is subject to all statutory approvals.
 - this drawing must be read in conjunction with other architectural, structural, interior, landscape and utility drawings.
 - indicated all levels are unfinished.
 - contractor & engineer shall check & verify all dimensions & lvl. before execution of the work.

PROJECT TITLE:

GNFC BUNGALOW

DRAWING TITLE:

WASHROOM 2 ELEVATION

DATE OF ISSUE:	SCALE:	DRAWING NO.	CHECKED BY:
22.04.2026	N.T.S.	DWG: 03	ANKITA
		REV NO : 01	CHECKED BY: S.S.

3A,PREMCHAND HOUSE
OLD HIGH COURT RD
OPP SALES INDIA,
ASHRAM ROAD,
INCOME TAX.